



**Aalborg Universitet**

**AALBORG UNIVERSITY**  
DENMARK

## **Storm Sewage Dilution in Smaller Streams**

Larsen, Torben; Vestergaard, Kristian

*Publication date:*  
1987

*Document Version*  
Accepted author manuscript, peer reviewed version

[Link to publication from Aalborg University](#)

*Citation for published version (APA):*  
Larsen, T., & Vestergaard, K. (1987). *Storm Sewage Dilution in Smaller Streams*.

### **General rights**

Copyright and moral rights for the publications made accessible in the public portal are retained by the authors and/or other copyright owners and it is a condition of accessing publications that users recognise and abide by the legal requirements associated with these rights.

- ? Users may download and print one copy of any publication from the public portal for the purpose of private study or research.
- ? You may not further distribute the material or use it for any profit-making activity or commercial gain
- ? You may freely distribute the URL identifying the publication in the public portal ?

### **Take down policy**

If you believe that this document breaches copyright please contact us at [vbn@aub.aau.dk](mailto:vbn@aub.aau.dk) providing details, and we will remove access to the work immediately and investigate your claim.

## STORM SEWAGE DILUTION IN SMALLER STREAMS

Kristian Vestergaard & Torben Larsen  
 University of Aalborg  
 Sohngaardsholmsvej 57, DK-9000 Aalborg, Denmark

SUMMARY: A numerical model has been used to show how dilution in smaller streams can be affected by unsteady hydraulic conditions caused by a storm sewage overflow.

The discharge from storm overflows into smaller streams cause significant unsteady hydraulic phenomena, which can lead to an important influence on the transport and dilution of discharged matter. The storm overflow discharge will cause a deceleration of the basic flow and an upstream storage of water will occur. As long as this storage takes place a weaker dilution than predicted by a steady state assumption will be a reality.

This phenomenon has been simulated with a one dimensional integrated hydraulic-transport/dispersion model. The model is based on the Saint-Venant equations and the one-dimensional transport/dispersion equation, which with standard symbols (ref. 1) can be written:

$$\text{Conservation of volume: } \frac{\partial A}{\partial t} + \frac{\partial Q}{\partial x} = q_i$$

$$\text{Conservation of momentum: } \frac{\partial Q}{\partial t} + \frac{\partial}{\partial x} (U \cdot Q) + g \cdot A \left( \frac{\partial h}{\partial x} - S_o \right) + g \cdot A \cdot S_f = q_i \cdot u_i$$

$$\text{Conservation of matter: } \frac{\partial}{\partial t} (A \cdot C) + \frac{\partial}{\partial x} (A \cdot U \cdot C) = \frac{\partial}{\partial x} (A \cdot K_x \cdot \frac{\partial C}{\partial x}) + \text{source}$$

The model set-up and the most important data can be seen on Fig. 1. In Fig. 2 the difference between a steady state assumption and a dynamic simulation is shown just downstream the overflow. In Fig. 3 the simulated flow and contraction are shown in two stations downstream the overflow, and it can be seen that the dilution is significant weaker than predicted by a steady state model. Fig. 3 also shows another important unsteady phenomenon. In agreement with the theory a marked difference in wave celerity occurs between the flow and the transport of matter.

Conclusions: With this brief description it is shown that unsteady hydraulic phenomena caused by storm water overflows into a smaller stream can lead to a significant weaker dilution of discharged matter than predicted by a steady state assumption.

Reference: J.A. Cunge, F.M. Holly & A. Verwey, Pitman 1980:  
 Practical Aspects of Computational River Hydraulics.

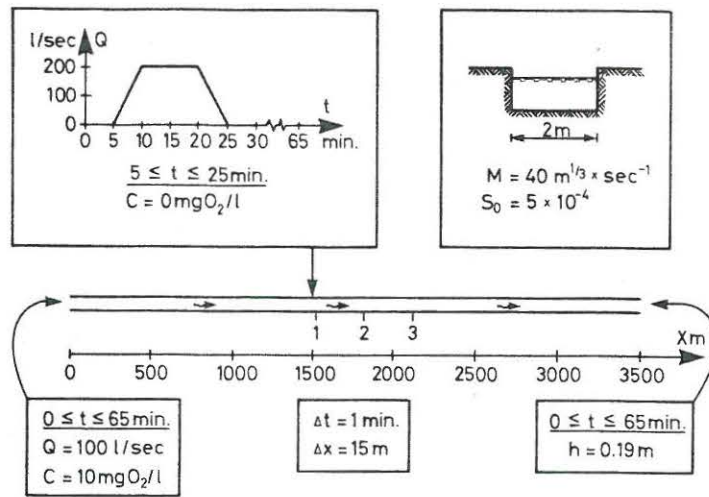


Fig. 1. Model set-up and the most important data.

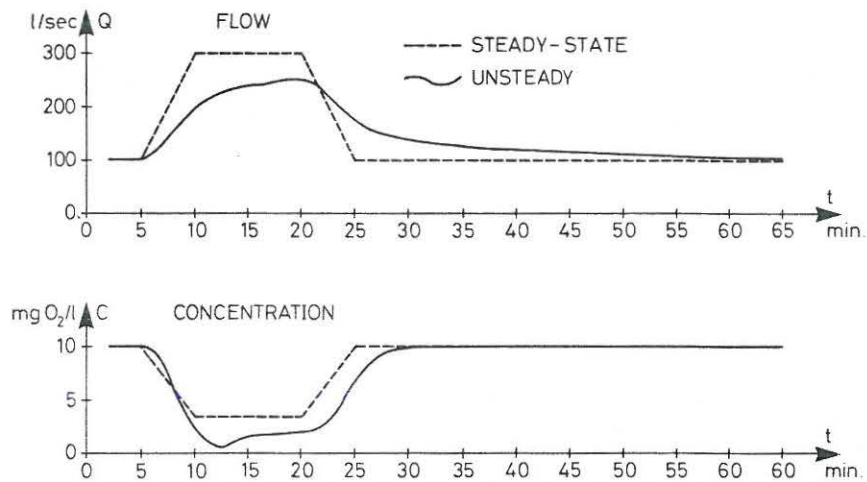


Fig. 2. Flow and oxygen concentration at st. 1 just downstream the overflow. A complete mixing across the cross section is assumed.

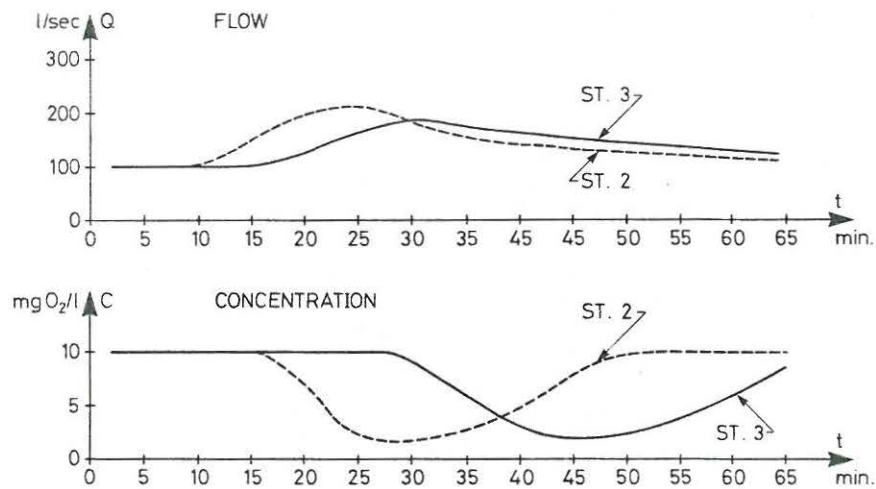


Fig. 3. Flow and oxygen concentration at st. 2 and 3. The concentration is still lower than the steady-state prediction at st. 1. The figure also shows that between st. 2 and 3 the wave celerity for flow is about three times greater than the wave celerity for transport of matter.