

ISSN: 1811-9506

B

Bioscience Research

An international quarterly journal of ISISnet

R

Innovative

Informative

Excelling

Worldwide



 **ISISnet**®

Volume: 1 No: 1
Dec: 2004



QUICK LINKS

- [Home](#)
- [about us](#)
- [Author guidelines](#)
- [Authorship Policy](#)
- [Copyrights](#)
- [Review process](#)
- [Submission](#)

Call for papers



Bioscience Research
(ISSN: 1811-9506)
Science 2004



Animal Science Journal



Plant Science Journal

Hit Counter

Bioscience Research

Bioscience Research



- Print ISSN: 1811-9506
- Online ISSN: 2218-3973
- Starting year: 2004
- Current volume: 14
- Editor-in-chief: Dr. Z. H. Malik
- **Impact Factor (Scopus) : 0.949**

- [Author guidelines](#)
- [Editorial board](#)
- [All vols & issues](#)
- [Indexing & coverage](#)

Bioscience Research, volume 14, issue 4 (Oct.-Dec.), 2017

Sr. #	Titles, Authors & affiliation (s)	Down
	<i>Research Articles</i>	
1	<p>RESEARCH ARTICLE BIOSCIENCE RESEARCH, 2017 14(4): 713-720. OPEN ACCESS</p> <p>Biodegradation of phenol by <i>Pseudomonas aeruginosa</i> isolated from soil contaminated with diesel fuel</p> <p>Kais Kassim Ghaima*, Basim Shamkhi Rahal , Mahir Mahmoud Mohamed Institute of Genetic Engineering and Biotechnology for Postgraduate Studies, University of Baghdad, Baghdad, Iraq</p>	Free Fu [PD]
2	<p>RESEARCH ARTICLE BIOSCIENCE RESEARCH, 2017 14(4):721-730. OPEN ACCESS</p> <p>Efficacy of some essential oils as seed dressing against faba bean root rot incidence under field conditions</p> <p>Nehal Samy El-Mougy, Mokhtar Mohamed Abdel-Kader and Mahfouz Mohamed Mostafa Abd-Elgwad Plant Pathology Dept., National Research Centre, Dokki, 12622, Giza, Egypt</p>	Free Fu [PD]
3	<p>RESEARCH ARTICLE BIOSCIENCE RESEARCH, 2017 14(4): 731-740. OPEN ACCESS</p> <p>Molecular mechanism of synthesized chalcone as an anticancer agent in Leukemia Cell Line HL60</p> <p>Arina Novilla^{1*}, Mustofa Mustofa², Indwiani Astuti², Jumina Jumina³, Hery Suwito⁴ ¹Doctoral Program of Faculty of Medicine, Gadjah Mada University, Yogyakarta, Indonesia ²Faculty of Medicine, Gadjah Mada University, Yogyakarta, Indonesia ³Faculty of Chemistry, Gadjah Mada University, Yogyakarta, Indonesia ⁴Department of Chemistry, Faculty of Mathematics and Natural Science, Airlangga University, Surabaya, Indonesia.</p>	Free Fu [PD]
4	<p>RESEARCH ARTICLE BIOSCIENCE RESEARCH, 2017 14(4): 741-749. OPEN ACCESS</p> <p>Quality traits of some entomopathogenic nematodes and their energy reserves</p> <p>Hala Mohamed Sayed Metwally, Amany Ramadan Ebeid, Mohamed Ahmed Gesraha and Wafaa Lotfy Abdou Pests and Plant Protection Department, National Research Centre, Giza, Egypt</p>	Free Fu [PD]
5	<p>RESEARCH ARTICLE BIOSCIENCE RESEARCH, 2017 14(4): 750-755. OPEN ACCESS</p> <p>Antifungal and antibacterial activity of black betel (<i>Piper betle</i> L. var <i>Nigra</i>) extract</p> <p>Junairiah^{1*}, Ni' matuzahroh¹, Nabilah Istighfari Zuraidassanaaz¹ and lilis Sulistyorini²</p>	Free Fu [PD]

¹Department of Biology, Faculty of Science and Technology, University of Airlangga, St. Mulyorejo, Sukolilo, Mulyorejo, Surabaya 60115, East Java, **Indonesia**.

²Faculty of Public Health, University of Airlangga, St. Mulyorejo, Sukolilo, Mulyorejo, Surabaya 60115, East Java, **Indonesia**.

- 6 **RESEARCH ARTICLE** BIOSCIENCE RESEARCH, 2017 14(4): 756-767. **OPEN ACCESS**
Late nitrogen application and late season irrigation increased bulb yield but negatively affected quality and storability of onion. **Free Fu**
Abdalla A. Ghoname; Gamal S. Riad*; Abd-Elmohsin M. El-Bassiony; Zakaria F. Fawzy and Maged A. El-Nemr **[PD]**
Vegetable Research Department, Agricultural and Biological Research Division, National Research Centre, Cairo, **Egypt**.
- 7 **RESEARCH ARTICLE** BIOSCIENCE RESEARCH, 2017 14(4): 768-775. **OPEN ACCESS**
Ascorbic acid, carotenoid contents and antioxidant properties of Australian summer carrot with different irrigation amounts on a free-draining, sandy soil **Free Fu**
Daniel Peter Mantilen Ludong¹, Song Ai Nio², Peter O'Malley³, Zora Singh⁴ and Mark Gibberd⁵ **[PD]**
¹Agricultural Technology Department, Faculty of Agriculture, University of Sam Ratulangi, Kampus Unsrat, Manado 95115, North Sulawesi, **Indonesia**.
²Biology Department, Faculty of Mathematics and Natural Sciences, University of Sam Ratulangi, Kampus Unsrat, Manado 95115, North Sulawesi, **Indonesia**.
³Department of Food and Agriculture Western Australia, South Perth, **Australia**.
⁴Department of Environment and Agriculture, Faculty of Science and Engineering, Curtin University of Technology, **Australia**.
⁵School of Science, Faculty of Science and Engineering, Curtin University of Technology, **Australia**.
- 8 **RESEARCH ARTICLE** BIOSCIENCE RESEARCH, 2017 14(4): 776-787. **OPEN ACCESS**
Interleukins and VEGF secretome of human wharton's Jelly mesenchymal stem cells-conditioned medium (hwjmscs-CM) in different passages and oxygen tensions **Free Fu**
Wahyu Widowati^{1*}, Halida Widyastuti², Harry Murti², Dian Ratih Laksmiawati³, Hanna Sari W Kusuma⁴, Rizal Rizal⁴, Ervi Afifah⁴, Sutiman B. Sumitro⁵, M. Aris Widodo⁶, Indra Bachtiar² **[PD]**
¹Medical Research Centre, Faculty of Medicine, Maranatha Christian University, Jl. Prof drg. Suria Sumantri No.65, Bandung 40164, West Java, **Indonesia**
²Stem Cell and Cancer Institute, Jl A Yani no 2 Pulo Mas, Jakarta 13210, **Indonesia**
³Faculty of Pharmacy, Pancasila University, Jagakarsa, Jakarta, **Indonesia**
⁴Biomolecular and Biomedical Research Center, Aretha Medika Utama, Jl. Babakan Jeruk II no. 9, Bandung 40163, West Java, **Indonesia**
⁵Department of Biology, Faculty of Science, Brawijaya University, Jl. Veteran, Malang 65145, East Java, **Indonesia**
⁶Pharmacology Laboratory, Faculty of Medicine, Brawijaya University, Malang 65145, East Java, **Indonesia**
- 9 **RESEARCH ARTICLE** BIOSCIENCE RESEARCH, 2017 14(4): 788-800. **OPEN ACCESS**
Solvents extraction efficiency for lycopene and β -carotene of GAC fruit (*Momordica cochinchinensis*, Spreng) cultivated in Iraq **Free Fu**
Shurook Mohammad Kadhim Saadedin¹, Iqbal Harbi Mohammed Al-Zaidi^{1, 2} and Salwa Jaber Abdullah AL-Awadi³ **[PD]**
¹Institute of Genetic Engineering and Biotechnology, University of Baghdad, Baghdad, **Iraq**
²Ministry of Agriculture office –Horticulture, Baghdad, **Iraq**
³College of Applied Biotechnology – Al Nahrain University, Baghdad, **Iraq**
- 10 **RESEARCH ARTICLE** BIOSCIENCE RESEARCH, 2017 14(4): 801-808. **OPEN ACCESS**
Response of sunflower cultivars to partial replacement of recommended nitrogen fertilizer by organic and biofertilizers **Free Fu**
Hassanein, M.S.*, Nabila M. Zaki and Amal G. Ahmed **[PD]**
Field Crops Research Department, National Research Centre, 33 El-Bohouth St., (former El- Tahrir St.) Dokki, Giza, **Egypt**.
- 11 **RESEARCH ARTICLE** BIOSCIENCE RESEARCH, 2017 14(4): 809-816. **OPEN ACCESS**
Expression analysis of AtTPS1 gene coding for trehalose-6-phosphate synthase in salt stressed olive (*Olea europaea* L.) **Free Fu**
Eglal. M. Said **[PD]**
Department of Fruit and Ornamental Plants Breeding, Horticulture Research Institute, Agricultural Research Center, **Egypt**.
- 12 **RESEARCH ARTICLE** BIOSCIENCE RESEARCH, 2017 14(4): 817-830. **OPEN ACCESS**
Phenolic profile and antimicrobial activity of green synthesized *Acalypha wilkesiana* seed's silver nanoparticles against some food borne pathogens **Free Fu**
Diaa A. Marrez¹, Mohamed A. El Raey², Ali M. El-Hagrassi², Mohamed M. Seif¹ **[PD]**
Tamer I.M. Ragab³, Sabry I. El Negoumy², Mahmoud Emam²
¹Food Toxicology and Contaminants Department, National Research Centre, El-Beheos St. 33, Dokki-Cairo 12622, **Egypt**
²Phytochemistry and Plant Systematic Department, National Research Centre, El-Beheos St. 33, Dokki-Cairo 12622, **Egypt**
³Natural and Microbial Product Chemistry, National Research Centre, El-Beheos St. 33, Dokki-Cairo 12622, **Egypt**
- 13 **RESEARCH ARTICLE** BIOSCIENCE RESEARCH, 2017 14(4):831-838. **OPEN ACCESS**
Molecular analysis of somaclonal variations in chili pepper (*Capsicum annuum* L). **Free Fu**
Zahra Noori. Al Hattab¹, Ekhlas AbdulKareem El Kaaby¹ and Saadon Abdulhadi Al-Ajeel² **[PD]**
¹Department of Genetic Engineering, Biotechnology Center, Ministry of Science and Technology, Baghdad, **Iraq**

- 14 **RESEARCH ARTICLE** BIOSCIENCE RESEARCH, 2017 14(4): 839-844. **OPEN ACCESS**
Spermatogenic cell count of mice (*Mus musculus*) after the treatment with polysaccharide-K from *Coriolus versicolor* extract Free Fu [PD]
Sandhy Kartikasari and Sri Puji Astuti Wahyuningsih*
Department of Biology, Faculty of Science and Technology, Airlangga University, Surabaya 60115, Indonesia.
- 15 **RESEARCH ARTICLE** BIOSCIENCE RESEARCH, 2017 14(4): 845-851. **OPEN ACCESS**
Resistance patterns associated with bacterial pathogens causing omphalitis in baby chicks Free Fu [PD]
Zeinab A Saad¹, Soad A. Nasef¹, Mahmoud Elhariri^{2*}, Rehab Elhelw², Nashwa Ezzeldeen³
¹Reference Laboratory for Veterinary Quality Control on Poultry Production, Dokki, Giza, Egypt
²Microbiology Department, Faculty of Veterinary Medicine, Cairo University, Giza, Egypt
³Microbiology Departments, Faculty of Veterinary Medicine, Cairo University, Taif University, Kingdom of Saudi Arabia
- 16 **RESEARCH ARTICLE** BIOSCIENCE RESEARCH, 2017 14(4): 852-859. **OPEN ACCESS**
Prevalence of *Hafnia alvei* (*H. alvei*) in hemorrhagic colitis (HC) and hemolytic uremic syndrome (HUS) patients and food samples in Iraq Free Fu [PD]
Sahar H. Ali¹ Kamil M. AL-Jobori¹ Muna T. AL-Musawi² Hayder S. Kareem³
¹ Institute of Genetic Engineering and Biotechnology for Postgraduate Studies, University of Baghdad, Iraq.
² College of Science for Women, University of Baghdad, Iraq.
³ Central Public Health Laboratory, Ministry of Health, Baghdad, Iraq.
- 17 **RESEARCH ARTICLE** BIOSCIENCE RESEARCH, 2017 14(4): 860-868. **OPEN ACCESS**
Influence of juvenile hormone analogue on respiratory metabolism during non-diapausing *Sesamia cretica* wandering Larvae (Lepidoptera :Noctuidae) Free Fu [PD]
Elham Ahmed Abdel-Hakim
Department of Pests and Plant Protection, National Research Centre, Dokki, Cairo, Egypt.
- 18 **RESEARCH ARTICLE** BIOSCIENCE RESEARCH, 2017 14(4): 869-873. **OPEN ACCESS**
Influence of Silver Nitrate on the production of Astragalosides in hairy root cultures of *Astragalus membranaceus* Free Fu [PD]
Yun Ji Park¹ Jae Kwang Kim^{2*}, and Sang Un Park^{1*}
¹Department of Crop Science, Chungnam National University, 99 Daehak-Ro, Yuseong-Gu, Daejeon 305-764, Republic of Korea.
²Division of Life Sciences and Convergence Research Center for Insect Vectors, Incheon National University, Incheon 22012, Korea
- 19 **RESEARCH ARTICLE** BIOSCIENCE RESEARCH, 2017 14(4): 874-878. **OPEN ACCESS**
Insecticidal effects of essential oils of *Mentha* against *Tetranychus urticae* Free Fu [PD]
Sally farouk. Allam¹, basem abdel-nasser, soudy², and ahmed .salah .hassan¹
¹Zoology and Agricultural Nematology Department, Faculty of Agriculture, Cairo University, Giza, Egypt
²Applied Center of Entomonematodes, Faculty of Agriculture, Cairo University, Giza, Egypt
- 20 **RESEARCH ARTICLE** BIOSCIENCE RESEARCH, 2017 14(4): 879-886. **OPEN ACCESS**
Population dynamics of *Tetranychid* mite and its predator on watermelon and muskmelon and effect of mite feeding on the phytochemical components of the host plants Free Fu [PD]
Badawi Abou-Awad, Sahar Ibrahim Afia and El-Sayed El-Saiedy
Pests and Plant Protection department, National Research Centre, 33 El Bohouth St., Dokki, Giza, 2, Egypt.
- 21 **RESEARCH ARTICLE** BIOSCIENCE RESEARCH, 2017 14(4): 887-894. **OPEN ACCESS**
Screening of genetic diversity in pomegranate (*Punica granatum* L.) cultivars from Egypt and Kingdom of Saudi Arabia (KSA) Free Fu [PD]
Eldessoky S. Dessoky^{1,2*}; Attia O. Attia^{1,2}; Ismail A. Ismail^{1,2}; Hossam M. Zakaria²; Mohamed M. Hassan^{1,3}; Ahmed Gaber^{1,4}
¹Biotechnology and Genetic Engineering Research Unit, Taif University, Taif, Al-Haweiah, P.O. Box 888, Zip code 21974, Taif, Kingdom of Saudi Arabia (KSA).
² Agricultural Genetic Engineering Research Institute, Agricultural Research Center, P.O. Box, 12619, Giza, Egypt.
³Department of Genetics, Faculty of Agriculture, Minufiya University, Egypt
⁴Department of Genetics, Faculty of Agriculture, Cairo University, Egypt.
- 22 **RESEARCH ARTICLE** BIOSCIENCE RESEARCH, 2017 14(4): 895-899. **OPEN ACCESS**
Plant regeneration from immature female inflorescence explants of date palm (*Phoenix dactylifera* L.) via direct somatic embryogenesis Free Fu [PD]
Fayek M.A.^{1*} Mohamed Helmy¹ Eman M.M Zayed² and Maha Rashed ahmed¹
¹Pomology Department, Faculty of Agriculture, Cairo University, Giza, Egypt.
²Central Lab of Date Palm Researches and development, Agriculture Research Center, Giza, Egypt.
- 23 **RESEARCH ARTICLE** BIOSCIENCE RESEARCH, 2017 14(4): 900-907. **OPEN ACCESS**
Quantitative assessment of genetic diversity among local chicken Free Fu [PD]

breeds detected by microsatellite markers

Ayman Sabry*^{1,2}, Mohamed M. Hassan^{1,3}, Alaa A. Mohamed^{1,4}, Hassen Y. H. Allam⁵, and Ahmed Gaber^{1,6}

¹ Current address: Scientific Research Deanship, Taif University, Taif, **Kingdom of Saudi Arabia (KSA)**.

²Permanent address: Cell Biology Dept., National Research Center, Dokki, Giza, **Egypt**

³Dept. of Genetics, Faculty of Agriculture, Menoufia University, **Egypt**

⁴Dept. of Animal Reproduction and AI, National Research Center, Dokki, Giza, **Egypt**

⁵Animal Production Department, Al Azher University, Cairo, **Egypt**

⁶Permanent address: Dept. of Genetics, Faculty of Agriculture, Cairo University, **Egypt**

- 24 **RESEARCH ARTICLE** BIOSCIENCE RESEARCH, 2017 14(4): 908-914. **OPEN ACCESS**
Effects of exercise on bilateral transfer of function and kinematic parameters in short servicing badminton skill [Free Fu](#) [PD](#)
Hamideh Abdolzadeh
Faculty of Sport Sciences and Physical Education, Vali-e-Asr University, Rafsanjan, **Iran**.
- 25 **RESEARCH ARTICLE** BIOSCIENCE RESEARCH, 2017 14(4): 915-923. **OPEN ACCESS**
Phenotypic and phylogenetic diversity of mycorrhizae isolated from Al-Jabal Al- Akhdar, Libya [Free Fu](#) [PD](#)
Salma O. Jadallah¹, Manal Farouk M. Abdelal², O. S. Elkobeisy³ and M. A. Ali⁴
¹Dept. of Botany, Faculty of Science, Omar El-Mokhtar Univ., Al-Baida, **Libya**.
²Dept. of Microb. Molec. Biol., Agric. Genetic Engin. Res. Inst., Agric. Res. Center, 12619, Giza, **Egypt**.
³Economic Botany Dept., Faculty of Agric., Cairo Univ., Giza 12613, **Egypt**.
⁴Agric., Microbiology Dept., Faculty of Agric., Cairo Univ., Giza 12613, **Egypt**.
- 26 **RESEARCH ARTICLE** BIOSCIENCE RESEARCH, 2017 14(4): 924-933. **OPEN ACCESS**
Genetic diversity and *in vitro* propagation of some *Acacia spp.* trees grown in Taif governorate. [Free Fu](#) [PD](#)
Attia O. Attia^{1,3*}, El Dessoky S. Dessoky^{1, 3} and Yassin M. Al-Sodany^{2, 4}
¹Biotechnology and Genetic Engineering Unit, Scientific Research Deanship, Taif University, Taif, **Kingdom of Saudi Arabia**.
²Biology Department, Faculty of Science, Taif University, **Kingdom of Saudi Arabia**.
³Plant Genetic Transformation Department, Agricultural Genetic Engineering Research Institute (AGERI), Agricultural Research Centre (ARC), 12619, Giza, **Egypt**.
⁴Botany Department, Faculty of Science, Kafr El-Sheikh University, Kafr El-Sheikh, **Egypt**
- 27 **RESEARCH ARTICLE** BIOSCIENCE RESEARCH, 2017 14(4): 934-941. **OPEN ACCESS**
Biomass and Flavonoid production of *Gynura procumbens* adventitious roots induced by sucrose, Phenylalanine and Tyrosine [Free Fu](#) [PD](#)
Rine Noviyanti¹, Rafika Lailiyatul Kurnia Sari¹, Alfinda Novi Kristanti², Arif Yachya³, Yosephine Sri Wulan Manuhara^{1*}
¹Plant Tissue Culture Laboratory, Biology Department, Faculty Sciences and Technology, Airlangga University, Surabaya, **Indonesia**
²Organic Chemistry Laboratory, Chemistry Department, Faculty Sciences and Technology, Airlangga University, Surabaya, **Indonesia**
³Biology Department, Faculty of Mathematics and Natural Sciences, PGRI Adi Buana University, Surabaya, **Indonesia**
- 28 **RESEARCH ARTICLE** BIOSCIENCE RESEARCH, 2017 14(4):942-948. **OPEN ACCESS**
The potential role of iron molecule in some insect's guidance and navigation [Free Fu](#) [PD](#)
Mohamed Ragaei, Al-kazafy Hassan sabry*, Atef Abd-El Rahman, Huda Hassan Elbehery, and Nagy Abd Ellatif Farag
Pests and Plant Protection Department, National Research Centre, Cairo, **Egypt**.
- 29 **RESEARCH ARTICLE** BIOSCIENCE RESEARCH, 2017 14(4): 949-954. **OPEN ACCESS**
Effect of Rhizosphere Bacteria application on saline tolerant to Proline and Chlorophyll contents of Cucumber [Free Fu](#) [PD](#)
Rikza Alfya Anugrah Cahyaty^{1*}, Nurul Aini² and Titin Sumarni²
¹Postgraduate Program, Faculty of Agriculture, Brawijaya University, Jl. Veteran, Malang 65145, **Indonesia**
²Department of Agronomy, Faculty of Agriculture, Brawijaya University, Jl. Veteran, Malang 65145, **Indonesia**
- 30 **RESEARCH ARTICLE** BIOSCIENCE RESEARCH, 2017 14(4): 955-965. **OPEN ACCESS**
Characterization of biochar combination with organic fertilizer: the effects on physical properties of some soil types [Free Fu](#) [PD](#)
Widowati, Sutoyo, Taufik Iskandar, and Hidayati Karamina
Agrotechnology Department, Agriculture Faculty, Univeristy of Tribhuwana Tunggaladewi Malang, East Java, **Indonesia**
- 31 **RESEARCH ARTICLE** BIOSCIENCE RESEARCH, 2017 14(4): 966-975. **OPEN ACCESS**
Effects of the Juvenoid (Fenoxycarb) on Entomopathogenic Nematode *Steinernema carpocapsae* S2 strain. [Free Fu](#) [PD](#)
Hala Mohamed Sayed Metwally*, Elham Abdel-Hakim and Wafaa Lotfy Abdou,
Pests and Plant Protection Department, National Research Centre, 33 El Buhouth St., Dokki, Cairo, **Egypt**.
- 32 **RESEARCH ARTICLE** BIOSCIENCE RESEARCH, 2017 14(4):976-981. **OPEN ACCESS**
Evaluation of Different Methods in Detection of *Campylobacter* [Free Fu](#) [PD](#)

Infection in Poultry

Mai M. Morsy¹, Engy A. Hamed¹, Osama Mahna¹, Soad² A. Nasef, El-Enbaawy².M.I

¹RLQP, AHRI, Dokki, Giza 12618, **Egypt**

²Department of Microbiology, Faculty of Veterinary Medicine, Cairo University **Egypt**

- 33 **RESEARCH ARTICLE** BIOSCIENCE RESEARCH, 2017 14(4): 982-992. **OPEN ACCESS** **Free Fu [PD]**
Plants formation from protoplast-derived from date palm callus
Awatef Badr-Elden¹, Ibrahim Ibrahim¹, Hamdy Emara¹, Mahdia Gabr², Ahmed Nower¹, and Tamer Abd Elaziem²
¹Department of Plant Biotechnology, Genetic Engineering, and Biotechnology, Research Institute (GEBRI), University of Sadat City, **Egypt**
²Department of Plant Genetic Resources, Desert Research Center, Cairo, **Egypt**
- 34 **RESEARCH ARTICLE** BIOSCIENCE RESEARCH, 2017 14(4): 993-1004. **OPEN ACCESS** **Free Fu [PD]**
Potential renoprotective effect of Silymarin against Amikacin-Induced acute nephrotoxicity in rats
Abeer A. Abd El-Baky^{1*}, Shaymaa I. Salem¹ and Faten F. Mohammed²
¹Department of Clinical Pathology, Faculty of Veterinary Medicine, Cairo University, **Egypt**.
²Department of Pathology, Faculty of Veterinary Medicine, Cairo University, **Egypt**.
- 35 **RESEARCH ARTICLE** BIOSCIENCE RESEARCH, 2017 14(4): 1005-1010. **OPEN ACCESS** **Free Fu [PD]**
Rapid *Salmonella* Detection in Different Food Samples by Direct-PCR
Mahmoud Elhariri¹, Yosra Samy Aleslamboly², Mohamed Ahmed Elshater² Rehab Elhelw¹ and Mohamed Kamal Refai¹
¹Microbiology Department, Faculty of Veterinary Medicine, Cairo University, Giza, **Egypt**
²Food Hygiene Department, Animal Research Institute, Dokki, **Egypt**
- 36 **RESEARCH ARTICLE** BIOSCIENCE RESEARCH, 2017 14(4): 1011-1018. **OPEN ACCESS** **Free Fu [PD]**
Effect of assisted high voltage electricity on *Nannochloropsis oculata* lipid extraction
Imam Sofi^{1*} and Ridwan Baharta¹
¹Department of Agricultural Technology, State Polytechnic of Lampung, 35144 Bandar Lampung, **Indonesia**
- 37 **RESEARCH ARTICLE** BIOSCIENCE RESEARCH, 2017 14(4): 1019-1023. **OPEN ACCESS** **Free Fu [PD]**
Molecular detection of *Mycoplasma spp.* in wild and domestic birds by rapid multiplex real time PCR
Heba Farouk ^{*1}, Soad A. Nasef¹, Ahmed M. Erfan¹ and Mona I. H. El-Enbaawy²
¹Reference laboratory for veterinary quality control on poultry production-animal health research institute. **Egypt**
²Department of Microbiology, Faculty of Veterinary Medicine, Cairo University. **Egypt**.
- 38 **RESEARCH ARTICLE** BIOSCIENCE RESEARCH, 2017 14(4): 1024-1041. **OPEN ACCESS** **Free Fu [PD]**
Different methods for extraction of some chemical constituents from different organs of *Ipomea carnea* and their antioxidant activity
Walid E. Abdallah^{1*}, Abeer F. Osman², Abdelnasser G. El Gendy³, Khaled A. Abdelshafeek¹ and Elsayed A. Omer³
¹Phytochemistry Department. Plants Researches Department, Pharmaceutical Industries Division, National Research Centre, 33 El Buhouth St. (Former El Tahrir St.), 12622-Dokki, Giza, **Egypt**.
²Chemistry of Natural Compounds Dept Plants Researches Department, Pharmaceutical Industries Division, National Research Centre, 33 El Buhouth St. (Former El Tahrir St.), 12622-Dokki, Giza, **Egypt**
³Medicinal and Aromatic Plants Researches Department, Pharmaceutical Industries Division, National Research Centre, 33 El Buhouth St. (Former El Tahrir St.), 12622-Dokki, Giza, **Egypt** .
- 39 **RESEARCH ARTICLE** BIOSCIENCE RESEARCH, 2017 14(4): 1042-1049. **OPEN ACCESS** **Free Fu [PD]**
Efficiency of two predatory phytoseiid mites, biopesticide and fungal pathogen for controlling *Tetranychus urticae* Koch (*Acari: Tetranychidae*) on watermelon and muskmelon at Behera Governorate Egypt.
Badawi Abou-Awad, Sahar Ibrahim Afia and El-Sayed El-Saiedy
Pests and Plant Protection department, National Research Centre, 33 El Bohouth St., Dokki, Giza, **Egypt**
- 40 **RESEARCH ARTICLE** BIOSCIENCE RESEARCH, 2017 14(4): 1050-1056. **OPEN ACCESS** **Free Fu [PD]**
Biofilm producing non-typhoidal salmonella serovars field isolates screening from poultry farms.
Haytham M. Hawash ^{*1}, Mona I. H. El-Enbaawy^{*2} and Soad A. Nasef ^{*1}
¹Reference Laboratory for Veterinary Quality Control on Poultry Production, Animal Health Research Institute, Dokki, Giza, **Egypt**.
²Department of Microbiology, Faculty of Veterinary Medicine, Cairo University, Giza, **Egypt**.
- 41 **RESEARCH ARTICLE** BIOSCIENCE RESEARCH, 2017 14(4): 1057-1063. **OPEN ACCESS** **Free Fu [PD]**
The application of compost and arbuscularmycorrhizal fungi to increase efficiency of inorganic fertilization on maize (*Zea mays* L.)
Titin Sumarni^{*}, Nurul Aini, and Sisca Fajriani
Faculty of Agriculture, University of Brawijaya, Malang, East Java **Indonesia**.
- 42 **RESEARCH ARTICLE** BIOSCIENCE RESEARCH, 2017 14(4): 1064-1073. **OPEN ACCESS**

- Impact of probiotic strain of the non-pathogenic *Escherichia coli* “Nissle1917” on gene expression of shiga toxin *E. coli* O157:H7 *In vitro* and *In vivo*** Free Fu
[PD]
- Sahar H. Ali¹, Kamil M. AL-Jobori¹ and Muna Turkey AL-Mossawei²
¹Institute of Genetic Engineering and Biotechnology for Postgraduate Studies, University of Baghdad, Iraq.
²College of Science for Women, University of Baghdad, Iraq.
- 43 **RESEARCH ARTICLE** BIOSCIENCE RESEARCH, 2017 14(4): 1074-1079. **OPEN ACCESS** Free Fu
[PD]
- Effect of *Bacillus subtilis* as plant beneficial bacteria on growth performance of Pegaga (*Centella asiatica*)**
- H. Mardhati Hazirah¹, J. Noraini² M. Khairun Naim³ and A. Norhanani¹
¹Faculty of Plantation and Management, Universiti Teknologi MARA, 02600 UiTM Arau, Perlis, Malaysia.
²Department of Land Management, Faculty of Agriculture, Universiti Putra Malaysia, 43400 UPM Serdang, Malaysia.
³International Environmental and Agricultural Sciences Department, Tokyo University of Agriculture and Technology, Fuchu, 183-0054, Tokyo, Japan.
- 44 **RESEARCH ARTICLE** BIOSCIENCE RESEARCH, 2017 14(4): 1080-1090. **OPEN ACCESS** Free Fu
[PD]
- Effects of genotype and drought stress on some agronomic and yield traits of quinoa (*Chenopodium quinoa* Willd.)**
- Ahmed Medhat Mohamed Al-Naggar¹, Rabie Mohamed Abd El-Salam¹, Ayman Ebrahim El-Sayed Badran² and Mai Moghazi Abul-Fetouh El-Moghazi²
¹Agronomy Department, Faculty of Agriculture, Cairo University, Egypt
²Plant Breeding Unit, Genetic Resources Dept., Desert Research Center, Cairo, Egypt
- 45 **RESEARCH ARTICLE** BIOSCIENCE RESEARCH, 2017 14(4): 1091-1095. **OPEN ACCESS** Free Fu
[PD]
- Effect of polygamy on egg production and longevity of the phytoseiid Mite *Euseius scutalis* (Athias – Henriot)**
- Aly H. Rasmy and A. A. Abdel- Khalik
Pests and Plant Protection Department, National Research Centre, Cairo, Egypt.
- 46 **RESEARCH ARTICLE** BIOSCIENCE RESEARCH, 2017 14(4): 1096-1102. **OPEN ACCESS** Free Fu
[PD]
- Effect of solid-state fermentation on Anthocyanin and physicochemical content of Lebui bean (*Cajanus* sp.)**
- Wahyu Mushollaeni^{1*}, Sri Kumalaningsih², Wignyanto² and Imam Santoso²
¹Department of Agro-Industrial Technology, University of Tribhuwana Tungadewi, Malang East Java Province, 65144, Indonesia
²Department of Agro-Industrial Technology, University of Brawijaya, Malang East Java Province, 65145, Indonesia
- 47 **RESEARCH ARTICLE** BIOSCIENCE RESEARCH, 2017 14(4): 1103-1109. **OPEN ACCESS** Free Fu
[PD]
- Implications of separate feeding technology in sucking lambs of fat-tailed breeds of Kazakhstan farms fat-tailed lambs**
- Rashit Kazikhanov, Nurlybai Kazhgaliyev, Saule Kazikhanova, Kymbat Shaikenova Seisembay Imbai, Zhibek Nurlankyzy and Lyazzat Kalashinova
S. Seifullin Kazakh Agro technical University, Pobedy prospect 62, 010000 Astana, Kazakhstan
- 48 **RESEARCH ARTICLE** BIOSCIENCE RESEARCH, 2017 14(4): 1110-1119. **OPEN ACCESS** Free Fu
[PD]
- Catalytic hydrogenation of a mixture of coal and heavy oil residue fractions**
- Gulnaz N. Musina¹, Marat K. Ibatov¹, Myrzabek E. Baikenov², Gulnar Sh. Zhaksybayeva¹ and Rymgul K. Zhaslan¹
¹Karaganda State Industrial University, Chemical Technology and Ecology, Temirtau, 101400, Kazakhstan
²Karaganda State Industrial University, Technological Machines and Vehicles, Temirtau, 101400, Kazakhstan
- 49 **RESEARCH ARTICLE** BIOSCIENCE RESEARCH, 2017 14(4): 1120-1127. **OPEN ACCESS** Free Fu
[PD]
- Uric acid metabolism disorder in case of metabolic syndrome**
- Raisa Aringazina, Yerlan Bazargaliyev, Anes Bekkuzhin, Gulnara Kurmanalina, and Kuanysh Suleimenov
West Kazakhstan Marat Ospanov State Medical University, Maresiev Street, 68, Aktobe, Kazakhstan,
- 50 **RESEARCH ARTICLE** BIOSCIENCE RESEARCH, 2017 14(4): 1128-1135. **OPEN ACCESS** Free Fu
[PD]
- Trans-tracheal wash analysis of canine distemper infected dogs.**
- M.R. Khattab¹, Shaymaa I. Salem^{2*}, A.A. Kubesy¹ and M.E. Ali¹
¹Department of Medicine and Infectious Diseases, Faculty of Veterinary Medicine, Cairo University, Egypt.
²Department of Clinical Pathology, Faculty of Veterinary Medicine, Cairo University, Egypt.

- 51 RESEARCH ARTICLE BIOSCIENCE RESEARCH, 2017 14(4): 1136-1142. OPEN ACCESS
Diagnostic value of synovial Serum Smyloid A (SAA) and Matrix Metalloproteinases (MMPs) -2 and -9 in equine arthritis Free Fu [PD]
- Abeer Ahmed Abd El-Baky* and Shaymaa Ismaiel Salem
Department of Clinical Pathology, Faculty of Veterinary Medicine, Cairo University, Egypt.
- 52 RESEARCH ARTICLE BIOSCIENCE RESEARCH, 2017 14(4): 1143-1149. OPEN ACCESS
Climatic variables study on generative characters of some types of durian (*Durio zibethinus* Murr.) Free Fu [PD]
- Didik Hariyono
Department of Agronomy, Faculty of Agriculture, Brawijaya University Jl. Veteran, Malang 65145 Jawa Timur, Indonesia
- 53 RESEARCH ARTICLE BIOSCIENCE RESEARCH, 2017 14(4): 1150-1155. OPEN ACCESS
Effect of potassium fertilization on the yield and quality of two tomato varieties Free Fu [PD]
- Deffi Armita, Aldila Putri Rahayu , Moch. Dawam Maghfoer and Dian Aida Fitri Fuadi
Department of Agronomy, Faculty of Agriculture, University of Brawijaya, Jl. Veteran Malang, 65145, Indonesia
- 54 RESEARCH ARTICLE BIOSCIENCE RESEARCH, 2017 14(4): 1156-1166. OPEN ACCESS
Identification and molecular characterization of egyptian trichoderma isolates Free Fu [PD]
- Mohamed Ibrahim Abd Elhamid¹, Ismail Mohamed Ismail¹, Hisham Mohamed Alshishtawy¹ and Mohamed Zakaria Sedik²
- ¹Agricultural Genetic Engineering Research Institute, AGERI, ARC, Giza, Egypt
²Microbiology Department, Faculty of Agriculture, Cairo University. Giza, Egypt
- 55 RESEARCH ARTICLE BIOSCIENCE RESEARCH, 2017 14(4): 1167-1174. OPEN ACCESS
Metabolic fuel level and enzyme activity changes in starved Broadhead catfish (*Clarias macrocephalus* Gunther, 1864) Free Fu [PD]
- Rattanasuda Chaiyachate¹, Bundit Yuangsoi¹ Thongchai Champasri¹, Chamaiporn Champasri² and Siripavee Charoenwattanasak¹
- ¹Department of Fisheries, Faculty of Agriculture, Khon Kaen University, 40002, Khonkaen, Thailand
²Department of Biochemistry, Faculty of Science, Khon Kaen University, 40002, Khonkaen, Thailand
- 56 RESEARCH ARTICLE BIOSCIENCE RESEARCH, 2017 14(4):1175-1181. OPEN ACCESS
Effect of *Saccharomyces cerevisiae* on seed production and fry performance of *Oreochromis niloticus* broodstock Free Fu [PD]
- Hanan Aly Abo-State^{1*} and Al-Azab Mohamed Tahoun²
- ¹Fish Nutrition Lab, Animal Production Department, National Research Centre, P.O. Box 12622 Dokki, Giza, Egypt.
²Department of Aquaculture, Faculty of Fish Resources, Suez University, Suez, Egypt.
- 57 RESEARCH ARTICLE BIOSCIENCE RESEARCH, 2017 14(4): 1182-1189. OPEN ACCESS
Effect of L-carnitine on reproductive performance and fry performance of Nile tilapia broodstock Free Fu [PD]
- Hanan Aly Abo-State^{1*} and Al-Azab Mohamed Tahoun²
- ¹Fish Nutrition Lab, Animal Production Department, National Research Centre, Cairo, Dokki, Giza, Egypt.
²Department of Aquaculture, Faculty of Fish Resources, Suez University, Suez, Egypt.
- 58 RESEARCH ARTICLE BIOSCIENCE RESEARCH, 2017 14(4): 1190-1196. OPEN ACCESS
Amelioration of oxidative stress induced by gamma radiation in rats using some medicinal plants Free Fu [PD]
- Helal Ragab Moussa¹, Amr Saad Mohamed Elsayed², Ahmed Ibrahim Amin² and

Khaled Solyman Ibrahim²

¹Radioisotope Department, Nuclear Research Center, Atomic Energy Authority, Malaeb El-Gamaa St., P.O. 12311, Dokki, Giza, **Egypt**

²Chemistry Department, Faculty of Science, Cairo University, **Egypt**

59 RESEARCH ARTICLE BIOSCIENCE RESEARCH, 2017 14(4): 1197-1203. OPEN ACCESS

Free Fu
[PD]

Effect of some mineral compounds on yield and fruit quality of pomegranate

Hemat M. Kamala, Mohamed A. Elisa and Ahmed Adnan Mohammed

Department of Homology, Faculty of Agriculture, Cairo University, Giza, **Egypt**

60 RESEARCH ARTICLE BIOSCIENCE RESEARCH, 2017 14(4): 1204-1215. OPEN ACCESS

Free Fu
[PD]

Heterosis, gene action and combining ability of grain yield and its components in six bread wheat crosses

Saied Abd El-Rahman Shrief, Mohamed Abd El-Maboud Abd El-Shafi and Sawsan Abd El-Bady El-Sadi
Agronomy Department, Faculty of Agriculture, Cairo University, Giza, **Egypt**

61 RESEARCH ARTICLE BIOSCIENCE RESEARCH, 2017 14(4): 1217-1222. OPEN ACCESS

Free Fu
[PD]

In vitro propagation of yam via nodal segment culture

Sahar S. Taha and Mohamed E. Abdelaziz,

Address: Department of Vegetable Crops, Faculty of Agriculture, Cairo University, P.O. Box12613, Giza, **Egypt.**

62 RESEARCH ARTICLE BIOSCIENCE RESEARCH, 2017 14(4): 1223-1229. OPEN ACCESS

Free Fu
[PD]

Diagnosis of hemorrhagic gastroenteritis in dogs

Abeer A. Abd El-Baky^{1*}, S. A. Mousa² and W. M. Kelany²

¹Department of Clinical Pathology, Faculty of Veterinary Medicine, Cairo University, **Egypt.**

²Department of Internal Medicine and Infectious Diseases, Faculty of Veterinary Medicine, Cairo University, **Egypt.**

63 RESEARCH ARTICLE BIOSCIENCE RESEARCH, 2017 14(4): 1230-1237. OPEN ACCESS

Free Fu
[PD]

Conservation status of black bear (*Ursus thibetanus*) in the Kumrat valley, Pakistan

Abdul Wahid¹, Juma Muhammad^{2*}, Allah Ditta^{2*}, Alamgir Khan¹, Ali Murtaza¹ and Sajjad Saeed³

¹Department of Forestry, Shaheed Benazir Bhutto University Sheringal, Dir (U), Khyber Pakhtunkhwa, 18000, **Pakistan**

²Department of Environmental Sciences, Shaheed Benazir Bhutto University Sheringal, Dir (U), Khyber Pakhtunkhwa, 18000, **Pakistan.**

³Beijing Forestry University, Beijing, **China.**

64 RESEARCH ARTICLE BIOSCIENCE RESEARCH, 2017 14(4): 1238-1245. OPEN ACCESS

Free Fu
[PD]

Antioxidant and antidiabetic activity of *Garcinia mangostana* L. pericarp extract in streptozotocin-induced diabetic mice

**Saikh Akhmad Husen^{1,2}, Septian Hary Kalqutny¹, Arif Nur Muhammad Ansori³,
Raden Joko Kuncoroningrat Susilo¹, Achmad Dary Alymahdy¹, Dwi Winarni^{1,2}**

¹Department of Biology, Faculty of Science and Technology Universitas Airlangga, Kampus C Universitas Airlangga, 60115, Surabaya, **Indonesia**

²Animal Histology Laboratory, Faculty of Science and Technology Universitas Airlangga, Kampus C Universitas Airlangga, 60115, Surabaya, **Indonesia**

³Faculty of Veterinary Medicine Universitas Airlangga, Kampus C Universitas Airlangga, 60115, Surabaya, **Indonesia**

65 RESEARCH ARTICLE BIOSCIENCE RESEARCH, 2017 14(4): 1246-1252. OPEN ACCESS

Free Fu
[PD]

Effects of Chromium on seed germination, growth and yield of pink lentil

**Sana Murtaza, Nimra Parveen, Shagufta Murtaza, Muhammad Zafar Iqbal, Muhammad Shafiq*,
Muhammad Kabir and Zia-ur-Rehman Farooqi**

Department of Botany, University of Karachi, Karachi, 75270, **Pakistan**

66 RESEARCH ARTICLE BIOSCIENCE RESEARCH, 2017 14(4): 1253-1260. OPEN ACCESS

Free Fu
[PD]

Overproduction of mercuric reductase protein expressed by synthetic *merA* gene and reduction of inorganic mercury HgCl₂

Fatimawali¹, Billy Kepel¹ and Trina Ekawati Tallei²

¹Medical Faculty, Sam Ratulangi University; **Indonesia**

²Department of Biology, Faculty of Mathematics and Natural Sciences, Sam Ratulangi University **Indonesia**.

67 RESEARCH ARTICLE BIOSCIENCE RESEARCH, 2017 14(4): 1261-1268. OPEN ACCESS

The content fat, protein and dry weight of cocoa beans (*Theobroma cacao* L.) from different fruit on the canopy at different ages of the plant

Sarawa, Muhidin, Dirvamena Boer, Halim and Asriningsih

Department of Agrotechnology, Faculty of Agriculture, Halu Oleo University, Kendari Southeast Sulawesi, **Indonesia**.

68 RESEARCH ARTICLE BIOSCIENCE RESEARCH, 2017 14(4): 1269-1278. OPEN ACCESS

Identification of optimum incubation temperature for saccharification of various waste paper materials by cellulase from *Trichoderma viride*.

Khomotso M.P. Mokatse and J. Pieter H. van Wyk*

Department of Pharmacology and Therapeutics, Sefako Makgatho Health Sciences University, **South Africa**.

Free Full
[PDF]

Free Full
[PDF]



Est. Since 2004

Open-Access Publisher

Innovative Scientific Information & Services Network

Sharing innovative sciences

Serving the world wide scientific community since 2004 ----- Bioscience Research is in 15th year of publication -----Bioscience Research on Scimago Journal & Country Rank power

[BOOKS](#) [JOURNALS](#) [PUBLISHER](#) [FOR AUTHORS](#) [SUBMIT ARTICLE](#)

Website Gratis Selamanya

Daftar sekarang! Tanpa biaya, tanpa kartu kredit, termasuk bantuan lokal.

Sitebeat Indonesia

[SIGN UP](#)

QUICK LINKS

[Home](#)

[about us](#)

[Author guidelines](#)

[Authorship Policy](#)

[Copyrights](#)

[Review process](#)

[Submission](#)

Call for papers



Bioscience Research
(ISSN: 1811-9506)
Science 2004



Animal Science Journal



Plant Science Journal

[Hit Counter](#)

Bioscience Research

Bioscience Research



- Print ISSN: 1811-9506
- Online ISSN: 2218-3973
- Starting year: 2004
- Current volume: 16
- **Impact Factor (Scopus) 2017: 0.737**

[Author guidelines](#)

[Editorial board](#)

[All vols & issues](#)

[Indexing & coverage](#)

Editorial board

Managing editor

Dr. Z. H. Malik
Chief Executive (CE)
Innovative Scientific Information & Services network
Email: meditorbr@yahoo.co.uk

Regional Editors

1. Dr. Dhari N. Al-Ajmi
Director – Environment & Urban Development Division
Kuwait Institute for Scientific Research
P.O.Box:24885, Kuwait, Safat –13109.

2. Dr. Wafaa Choumane
Professor, Head of the department of Fundamental Sciences
Consultant in biotechnology at ICARDA in Aleppo, **Syria**
Faculty of Agriculture, Tishreen University,
P.O.Box 2099, Lattakia, Syria

3. Dr. Farid A Talukder
Assistant Professor
Department of Crop Sciences,
Sultan Qaboos University, **Oman**.

4. Dr. MD. Khalequzzaman
Professor
Department of Zoology,
Rajshahi University, Rajshahi 6205, **Bangladesh**.

Subject Editors

1. Dr. Muhammad Akbar Anjum
Associate Professor of Horticulture,
University College of Agriculture,
Bahauddin Zakariya University, Multan, **Pakistan**

2. Dr. Ehsan Elahi Valeem
Ph. D. Marine Biology (Phycochemistry)
Govt. Degree College
Buffer zone,

5. Dr. Yeşim (Opak) Kara
Assistant Professor
Department of Biology,
Faculty of Arts & Science Pamukkale University,
Kinikli Campus, 20017 Denizli **Turkey**.

6. Dr. Mohamed Debouba
Institut Supérieur de Biologie Appliquée de Médénine
Route El Jorf - Km 22.5 - 4119 Medenine, **Tunisie**.

7. Dr. Ravi S. Varma Nadimpalli
Cellular and Molecular Imaging Laboratory,
Department of Radiology,
Henry Ford Hospital, 1 Ford Place, 2F, Detroit, **USA**

8. Dr. Mohammad Moneruzzaman Khandaker
School of Agriculture Science and Biotechnology,
Faculty of Bioresources and Food Industry,
Universiti Sultan Zainal Abidin, Tembilanga Campus, Besut,
Terengganu, **Malaysia**

6. Dr. Vasudeo Zambare
Research Scientist-I
Center for Bioprocessing Research and Development
South Dakota School of Mines and Technology,
501, E. Saint Joseph Street,
Rapid City, South Dakota, USA 57701.

7. Dr. Tamer M. El-Saeed
Department of P. T. for Growth and Development Disorders and

North Nazimabad Town,
Karachi-75850. **Pakistan.**
3. Dr. Soodabeh Saeidnia
Medicinal Plants Research Center,
Tehran University of Medical Sciences,
Tehran, **Iran.**

4. Dr. Mohammad Zeeshan
Department of Microbiology/ Biotechnology
Integral University
Dasatli, Kursi Road
Lucknow-226 026. **India.**

5. Dr. Ismail Hamad Osman
Department of Biochemistry,
Faculty of Medicine & Health Sciences,
Upper Nile University, Khartoum, **Sudan**

its Surgery in Children, Faculty of Physical Therapy, Cairo
University, **Egypt.**

8. Ahmed Darwish El-Gamal
Umm Al-Qura University,
University College, Biology Department,
Makkah, **Saudi Arabia.**

9. Dr. Shafaq Noori
Sr. Scientific Research Officer
National Institute Of Blood Disease
& Bone Marrow Transplantation
Karachi Pakistan.

10. Prof. Dr. Bahaa El Din Mekki
Field Crops Research Dept.
National Research Centre
Dokki- Giza - **Egypt.**



Bioscience Research

Country [Pakistan](#) - [SJR Ranking of Pakistan](#)

Subject Area and Category [Agricultural and Biological Sciences](#)
[Agronomy and Crop Science](#)

Publisher [Innovative Scientific Information & Services network \(ISISnet\)](#)

Publication type Journals

ISSN 18119506, 22183973

Coverage 2007-ongoing

Scope Publishing the best original research papers in all key areas of modern biological sciences from the world's leading laboratories, Bioscience Research aims to provide a dynamic forum for this ever growing international research community. Bioscience Research publishes original peer-reviewed articles, review papers and short communications concerning all aspects of biological sciences.



[Homepage](#)

[How to publish in this journal](#)

[Contact](#)



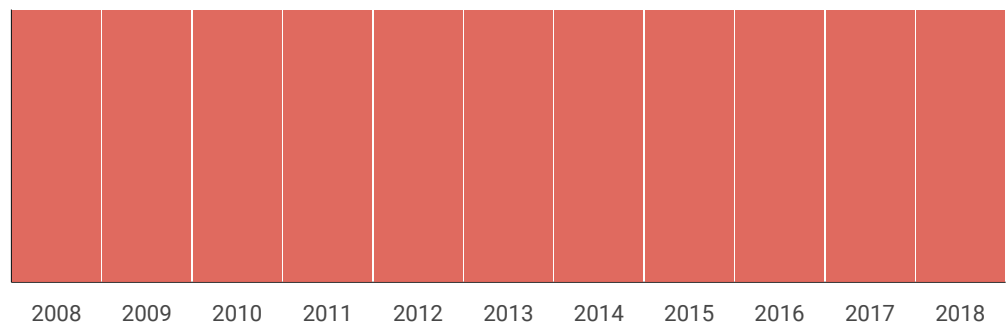
[Join the conversation about this journal](#)

5

H Index

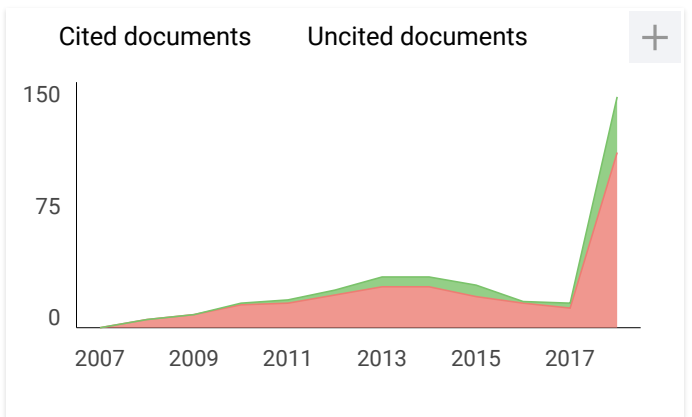
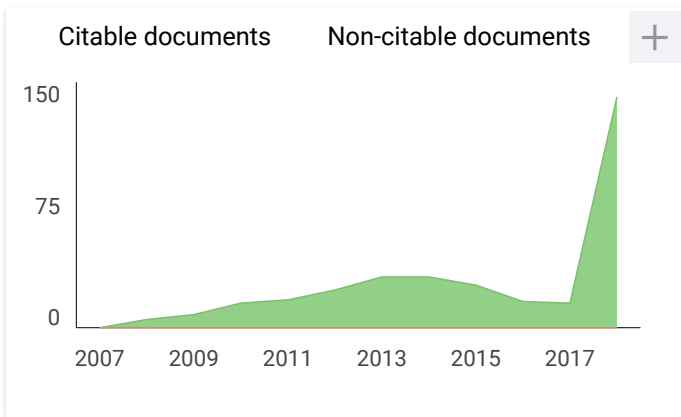
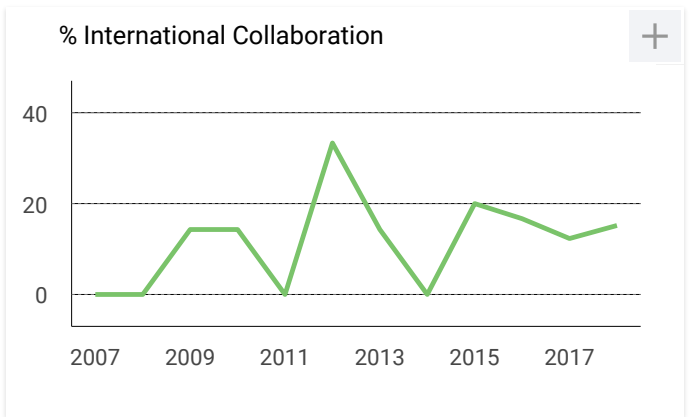
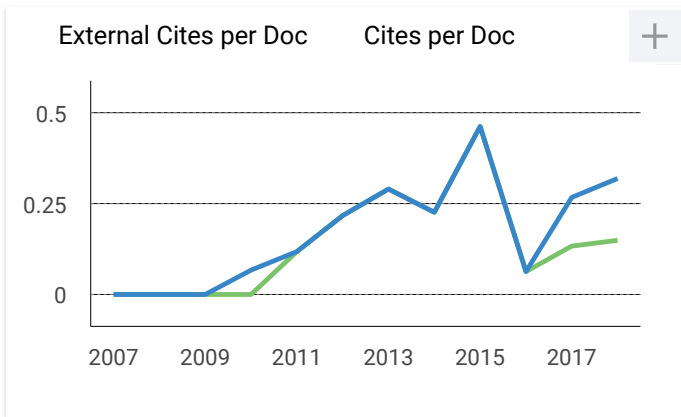
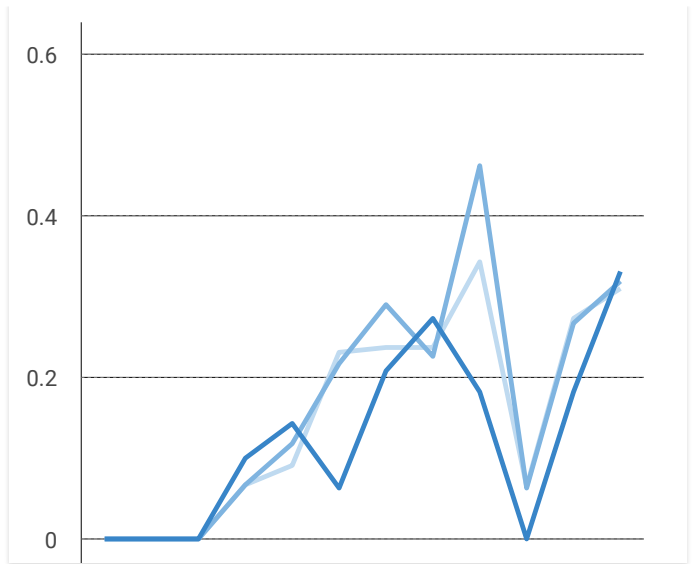
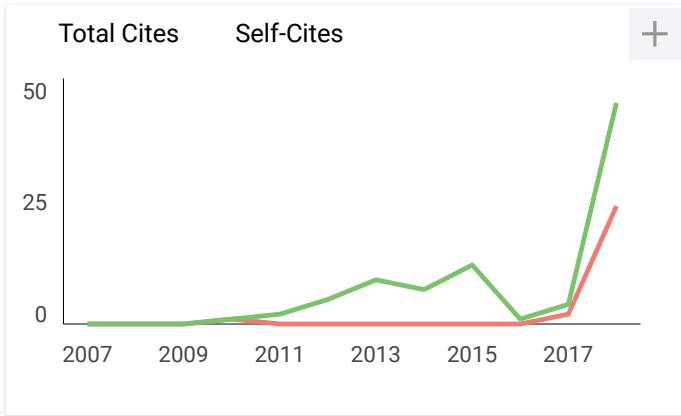
Quartiles

Agronomy and Crop Science



SJR

Citations per document



Bioscience Research

Q4

Agronomy and Crop Science

best quartile

SJR 2018

0.13

powered by scimagojr.com

← Show this widget in your own website

Just copy the code below and paste within your html code:

```
<a href="https://www.scima
```

please inform us by a documentation to confirm this journal is related to Scopus

reply



Melanie Ortiz 3 weeks ago

Dear Nema, thank you very much for your comment, unfortunately we cannot help you with your request. We suggest you to consult the Scopus database directly. Remember that the SJR is a static image of a database (Scopus) which is changing every day. Best regards, SCImago Team

A

aya 1 month ago

dose bioscience research journal indexed in scopus in 2019?

reply



Melanie Ortiz 4 weeks ago

Dear user, thank you very much for your comment, unfortunately we cannot help you with your request. We suggest you to consult the Scopus database directly. Remember that the SJR is a static image of a database (Scopus) which is changing every day. Best regards, SCImago Team

L

luay 1 month ago

Does the journal exist in the Scopus Group until 2019?And how to prove it is not fake

reply

L

luay 1 month ago

Does the magazine exist in the Scopus Group until 2019?

reply

E

Esther Kembauw 2 months ago

Dear Sir

My article is titled Production and e-marketing of eucalyptus Oil in Buru Island towards Sustainable Development and was published online on February 25, 2019 in the journal Bioscience Research vol 16 issue 1 but until now my article has not been recorded in the web scopus. Please pay attention because I really need it. Thank you for the help.

reply



Melanie Ortiz 1 month ago

Dear Esther,

We suggest you to go to contact Scopus directly.

Best Regards, SCImago Team

A

Ashraf Mohammed Said 4 months ago

Dear researcher

I am a PhD researcher and I want to publish a research with you provided that I get a letter of approval within a week. Is there any possibility of this and what is the value of the fees in the magazine?

reply

D

Dr. Heba Amer 9 months ago

from July 2018 till now March 2019

The publication fee paid and the manuscript accepted for publication in the volume 15 (4)

This volume now completed and my article not yet published

I send more messages to editore but ignore my massege and do not reply to me so....

Reply me or return the publication fee

It may be last time for me to submit in ISIS.org

reply

F

F A Hellal 9 months ago

More than 9 month from June 2018 till now March 2019

The publication fee paid and the manuscript accepted for publication in the volume 15 (4)

This volume now completed and my article not yet published

Reply me or return the publication fee
It may be last time for me to submit in ISIS.org

reply

A

Amira 10 months ago

Scopus coverage of Bioscience Research in 2018, is it valid till now, February 2019 ???

reply

A

Ayman El Khatib 11 months ago

Dear Sir, Good day

i got my paper published in Bioscience Research Journal. i would like to ask if you kindly can give the DOI of the journal?

Thank you so much

Have a good day

Ayman El Khatib

reply

G

Gehad faisal elzanaty 12 months ago

I received acceptance letter about my article in volume 15 issue 4

Bit didn't find the paper

Can you send me the link

reply



Elena Corera 12 months ago

Please, contact Bioscience Research, you are contacting Scimago Journal and Country Rank.

Best,

SCImago Team

M

mohamed rabea 12 months ago

i want to publish my manuscript .. what is the cost ?

thanks in advance....

reply



Elena Corera 12 months ago

Dear Mohamed,

please, check comments below.

Best regards,
SCImago Team

D

Dr Mona 1 year ago

We sent the manuscript BR18-399 on 12 August and afterwards we needed the acceptance urgently for the promotion of one of our colleague and we paid at 12 November the fees of the fast way of publishing till now no answer

reply

D

Dr Mona 1 year ago

We sent the manuscript 12 August and we sent the payment reciet to the editors 12 November for fast track publishing because one of our colleague need the acceptance urgently for her promotion and we didn't receive reply till now

reply

D

Dr. Amal El Sayed 1 year ago

Scopus coverage of Bioscience Research in 2018, is it valid??? or up to 2017 only???

reply



Elena Corera 1 year ago

Dear ,

thank you for your request, all the journals included in SJR are indexed in Scopus. Elsevier / Scopus is our data provider. It is valid up to 2017.

Best Regards,
SCImago Team

R

Rabab alzamily 1 year ago

Enquiry

Hello

I have sent a manuscript since 23-8-8018 and I have not received a reply yet

reply



Elena Corera 1 year ago

Dear Rabab alzamily,

thank you very much for your comment. Unfortunately, we cannot help you with your request, we suggest you contact journal's editorial staff so they could inform you more deeply

Best Regards,
SCImago Team

D

Dr Ehab El Sayed 1 year ago

Dear sirs

I am Dr Ehab From veterinary serum and vaccine research institute

I want to know the time elapsed from send the manuscript and final publication

The publication fee

If possible to send me the form of acceptance to send to the responsible for research to show if it accept or not also if possible to send this form on the page has logo of the journal

Thanks

reply



Elena Corera 1 year ago

Dear Ehab El Sayed,

thank you very much for your comment, unfortunately we cannot help you with your request.
We suggest you look for author's instructions in the journal's website.

Best Regards,
SCImago Team

P

Prof.Sawsan 1 year ago

your sender site (<https://www.isisn.....>) didn't open.
if you have e- mail can send my manuscript at your mail.

reply

A

Amira 1 year ago

The journal does not appear online, I can't find it, is there is any problem ???

reply



Elena Corera 1 year ago

Dear Amira,

In the previous comment you can see the link to the journal. SCImago Team

S

Sawsan Sabry Moawad 1 year ago

I want to publish my article entitle (Enumeration and Vulnerability of some olive varieties to scale insects infestations and their effect on productions.

Regard

Prof.Dr.Sawsan Sabry Moawad

Pests and Plant Protction Dep.Egypt

reply

S

Sawsan Sabry Moawad 1 year ago

I want to publish my manuscript in title (Enumeration and Vulnerability of some olive varieties to scale insects infestations and their effect on productions)

Regards

reply

J

Jakty Kusuma 1 year ago

Dear user,

you can find all information to publish in this link.

https://www.isisn.org/author_guidelines.htm

Leave a comment

Name

Email

(will not be published)



I'm not a robot

reCAPTCHA
Privacy - Terms

Submit

The users of Scimago Journal & Country Rank have the possibility to dialogue through comments linked to a specific journal. The purpose is to have a forum in which general doubts about the processes of publication in the journal, experiences and other issues derived from the publication of papers are resolved. For topics on particular articles, maintain the dialogue through the usual channels with your editor.

Developed by:



Powered by:



Follow us on @ScimagoJR

Scimago Lab, Copyright 2007-2019. Data Source: Scopus®

EST MODUS IN REBUS
Horatio (Satire 1,1,106)



Available online freely at www.isisn.org

Bioscience Research

Print ISSN: 1811-9506 Online ISSN: 2218-3973

Journal by Innovative Scientific Information & Services Network



RESEARCH ARTICLE

BIOSCIENCE RESEARCH, 2017 14(4): 934-941.

OPEN ACCESS

Biomass and Flavonoid production of *Gynura procumbens* adventitious roots induced by sucrose, Phenylalanine and Tyrosine

Rine Noviyanti¹, Rafika Lailiyatul Kurnia Sari¹, Alfinda Novi Kristanti², Arif Yachya³, Yosephine Sri Wulan Manuhara^{1*}

¹Plant Tissue Culture Laboratory, Biology Department, Faculty Sciences and Technology, Airlangga University, Surabaya, **Indonesia**

²Organic Chemistry Laboratory, Chemistry Department, Faculty Sciences and Technology, Airlangga University, Surabaya, **Indonesia**

³Biology Department, Faculty of Mathematics and Natural Sciences, PGRI Adi Buana University, Surabaya, **Indonesia**

*Correspondence: wulanmanuhara@gmail.com Accepted: 10 Sep. 2017 Published online: 10 Dec. 2017

Adventitious roots culture of *Gynura procumbens* was successfully cultured in liquid medium by agitation in order to increased biomass and flavonoid content. Adventitious roots were induced from leaf explants on Murashige and skoog (MS) medium with 3% sucrose and various indol butyric acid (IBA) concentrations. Duration of initiation, number, length and fresh weight of adventitious roots were evaluated. The best IBA concentration was achieved at 5 mg/L. In liquid culture, 2 g adventitious roots were used as inoculum. Various treatments of sucrose, phenylalanine, and tyrosine in different concentration were applied separately in culture using MS liquid medium was supplemented with 3% sucrose and 5 mg/L IBA. Culture were maintained in shaker incubator with 100 rpm at 25±3°C for 28 days without light. Results show maximum biomass was achieved on culture with 50 g/L sucrose, 50 mg/L phenylalanine, and 50 mg/L tyrosin. The highest content of quersetine and kaempferol was obtained in culture with 50 g/L sucrose, 200 mg/L phenylalanine and 200 mg/L tyrosine. Base on the data, production of biomass and flavonoid of *G. procumbens* adventitious roots needs two-phase culture system for optimum yield. First phase cultures to achieve maximum biomass and second phase cultures to increase the content of *G. procumbens* adventitious roots.

Keywords: *Gynura procumbens*, adventitious roots, sucrose, phenylalanine, tyrosin, flavonoid.

INTRODUCTION

Technology of organ culture has been interested in recent years in order to produced specific secondary metabolite, because organ culture has many advantages such as genetic stability, easy culture, and stable in metabolite yield. Some of secondary metabolites in plant was found in roots, but harvesting of roots is destructive for the plants. *Gynura procumbens* is vegetable and medicinal plant which has been

used in Indonesia, Malaysia, Thailand, and other region of South East Asia. As a medicinal plant, *G. procumbens* has potential as antioxidant (Kaeswejaan et al. 2015), and vasodilatation (Hoe et al. 2011; Ng et al. 2013). Kaempferol, quercetin, rutin, and myricetin are flavonoid compounds which have been isolated from *G. procumbens* leaves (Saiman et al. 2012). Flavonoid compounds have potency as an antioxidant, especially myricetin and kaempferol

(Kaewseejan et al. 2015).

In vitro propagation of organ culture has developed in agar-based system and liquid-based system. Liquid culture systems have significant effects on multiplication rates. Many researcher used adventitious roots to produce biomass and secondary metabolite in liquid culture, such as in *Glycyrrhiza uralensis*, *Eurycoma longifolia*, *Hypericum perforatum*, *Prunella vulgaris* L., and *Eleutherococcus koreanum* (Yin et al. 2014; Lulu et al. 2015; Cui et al. 2010; Fazal et al. 2014; Lee et al. 2014). Adventitious roots culture of *G. procumbens* has been developed in liquid culture used by temporary immersion system (TIS) (Kusuma et al. 2016). In TIS culture, biomass of *G. procumbens* adventitious roots had been increased significantly, but production of secondary metabolite was not detected yet quantitatively.

Flavonoid biosynthesis can be undertaken through two pathways, the shikimate and malonic acid pathway. Both of this biosynthesis plays a role in determining the carbon flavonoid framework (Taiz and Zeiger, 2002). Phenylalanine and tyrosine are the intermediate compound of flavonoid biosynthesis in shikimate pathway. Sucrose is the main source of carbon to induce the cell growth and it also help the molecule signals to stimulate the genetic expression in coding the enzymes involved in isoflavonoid biosynthesis (Morkunas et al. 2014). In this research the effect of sucrose, phenylalanine, and tyrosine on biomass and secondary metabolite of *G. procumbens* adventitious roots was evaluated in shake flask system. The goal is improvement of biomass and flavonoid content of *G. procumbens* adventitious roots.

MATERIALS AND METHODS

Materials

G. procumbens was obtained from florist in Surabaya, East Java, Indonesia. The plant was identified and confirmed by Botanical Garden Purwodadi, Indonesian Institute of Science, Pasuruan East Java, Indonesia.

Induction of adventitious roots on solid medium

Leaves of *G. procumbens* were washed by mild detergent and rinsed with tap water, then were sterilized with clorox 10% (v/v) containing 5.25% sodium hypochloride for 7 min and rinsed with sterile distilled water three times. Sterile leaves were cut 4 cm² and planted in MS

(Murashige and Skoog) medium supplemented with various IBA (indol butiric acid) 1, 3, 5, 7 mg/, sucrose 30 g/L, and agar 8%. Cultures were incubation at 25±3°C in the dark condition for 28 days. Duration of initiation of adventitious root was observed during cultivation. Number, length and fresh weight of adventitious root were counted, measured and weighed respectively in the end cultivation. Fresh weighing method according to Hao and Guan (2012). Water on surface of adventitious root was absorbed using filter paper, and then weighed using analytical balance (Ohaus PA214).

Cultivation of adventitious roots in shake flask

Adventitious roots which were produced from the best concentration of IBA in the early step were used as an explant for cultivation in shake flask. Two grams of adventitious roots were planted in 100 mL MS liquid medium and were placed in 250 mL Erlenmeyer flask. There were nine flasks for three treatments. The first treatments were cultured in MS liquid medium supplemented with various sucrose (10, 30, 50 g/L), the second treatments were supplemented phenylalanine (50, 100, 200 mg/L) and sucrose 30 g/L, and the third treatment were supplemented tyrosin (50, 100, 200 mg/L) and sucrose 30 g/L. Each culture medium had IBA at the best concentration for induction. Cultured were maintained in shaker incubator with 100 rpm at 25±3°C for 28 days without light. Total sugar content, pH and conductivity of liquid medium were measured before sterilized, early and the end of culture using hand refractometer (Atago Master 10T), pH meter (Hanna HI 220) and hand conductometer (Ezodo Cond521).

Flavonoid detection of adventitious roots

Adventitious roots from each treatment were dried at 50°C in incubator oven (Memmet INB200) for 5 days and then were grinded. One hundred mg (dry weight) of adventitious roots were transferred into a 50 mL flask which containing 10 mL ethanol (Merck) and were heated at 60°C for 5 min and then were filtered using filter paper whatman No 1). The extracts were concentrated until 2 mL and then were analyzed using modified colorimetry method (Kaewseejan et al. 2015). Extracts were taken 0.25 mL, added into 1.25 mL of demineralized water and 75 µL of 5% sodium nitrate solution, and dissolved for 6 min. Then, 0.5 mL of NaOH 1 M and demineralized water were added into the solution until it reached a volume of 2.5 mL. The absorbance value was obtained

using UV spectrophotometer at 510 nm (BOECO S-22, Germany). The blanks were used absolute ethanol. The absorbance values obtained were counted using linear regression equations based on the standard quercetine and kaempferol.

RESULTS

Indol butiric acid (IBA) in various concentration influenced induction and growth of *G. procumbens* adventitious roots. The fastest induction was achieved in the medium supplemented IBA 5 mg/L and the best growth was also known in its medium. It was showed by amount, length, and fresh weight of adventitious roots (Table 1). In low concentration of IBA induction of adventitious roots was slow and the data of amount, length, and fresh weight also low, but the slowest induction was happened on IBA concentration 3 mg/L, the lowest amount of roots was on IBA 1 mg/L, the shortest of roots was on IBA 3 mg/L and 7 mg/L, and the lowest of fresh weight was on IBA 1 mg/L and 3 mg/L (Figure 1).

Various concentration of sucrose, phenylalanine, and tyrosine influenced biomass production of *G. procumbens* adventitious roots. Increased sucrose concentration was followed by biomass weight. Sucrose treatment until 50 g/L could improve fresh and dry weight of Adventitious roots. Contrary, this result was disappear on culture with phenylalanine and tyrosin treatment. The cultures were supplemented with phenylalanine and tyrosin at 100 and 150 mg/L had biomass reduction. The best biomass production at sucrose treatments was achieved in MS medium supplemented with 30 g/L sucrose, whereas at phenylalanine and tyrosine treatments were achieved in MS medium supplemented with 50 mg/L and tyrosine 50 mg/L respectively (Table 2). The highest of biomass from all treatments were obtained in MS medium

supplemented with phenylalanine 50 mg/L. Biomass production was 11 fold from initial inoculum. *G. procumbens* adventitious roots morphology in different treatment could be seen in Figure 2.

Production of flavonoid compound was identified by kaempferol and quercetine content. In various concentration of sucrose, kaempferol and quercetine increased along with increasing sucrose concentration. The highest flavonoid compound was achieved at sucrose concentration 50 g/L and at phenylalanine concentration 200 mg/L. Supplemented various concentration of tyrosine could also increase kaempferol and quercetine content, but its improvement was small or not significant. In all treatments showed that kaempferol and quercetine content of adventitious root in vitro was higher than adventitious roots ex vitro (mother plant), except in supplemented of sucrose 10 g/L treatment (Table 2).

Medium properties such as pH, total sugar and conductivity at each treatment were measured in early and the end of cultivation. Data were showed at Table 3. At the end of cultivation, pH of medium in all treatment decreased, but the decrease of ph on treatment sucrose 50 g/L, phenylalanine 50 mg/L, and tyrosin 50 mg/L was not below 5.0. It's showed that medium conditions in all three treatments were still able to support the adventitious root growth which was indicated by the high acquisition of biomass compared to other treatments (Table 2). In other treatments, pH medium were lower than 5 therefore growth of adventitious roots were not good which were showed by the lower biomass. Data of conductivity medium in all treatment showed decreased. Its mean adventitious roots could absorb inorganic compound from medium effectively. Beside that total sugar in medium also decreased in all treatments.

Table 1. Effect of growth regulator (IBA) on the induction of adventitious roots

IBA (mg/L)	Duration of roots formed (days)	Number of roots	Roots length (cm)	Fresh weight (g)
1	16.20±6.09 ^{ab}	1.38±1.40 ^c	3.99±4.86 ^b	0.01±0.02 ^b
3	19.00±5.04 ^a	3.38±2.88 ^b	2.96±2.24 ^b	0.01±0.02 ^b
5	11.13±1.46 ^b	8.00±3.46 ^a	8.72±1.53 ^a	0.44±0.14 ^a
7	18.13±5.99 ^a	7.50±4.41 ^{ab}	2.99±2.22 ^b	0.07±0.11 ^b

Means with the same superscripts letter are similar at P≤0.05 by Tukey's multiple comparison test

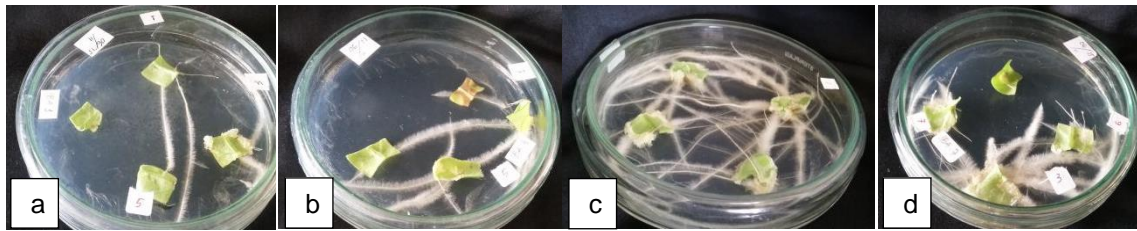


Figure 1. Adventitious roots of *G. procumbens* cultured in MS solid medium supplemented with various concentration of IBA after 28 days cultivation; (a) 1 mg/L, (b) 3 mg/L, (c) 5 mg/L, d. 7 mg/L.

Table 2. Effect of sucrose, phenylalanine, and tyrosine on biomass and flavonoid content of adventitious roots in liquid culture

Treatments		Fresh weight (g)	Dry weight (g)	Kaempferol (mgL ⁻¹ /g dry weight)	Quersetine (mgL ⁻¹ /g dry weight)
Sukrosa (g/L)	10	5,00±1,20	0,13±0,03	155,56	8,33
	30	6,50±1,34	0,14±0,08	600,00	125,00
	50	7,80±1,98	0,28±0,01	733,33	165,00
Phenylalanine (mg/L)	50	22,08±5,21	0,63±0,14	730,56	191,67
	100	13,61±4,15	0,47±0,11	838,39	224,17
	200	6,18±4,60	0,22±0,11	911,11	245,83
Tyrosine (mg/L)	50	14,37±3,48	0,40±0,10	863,89	231,67
	100	12,27±4,24	0,33±0,12	783,33	207,50
	200	10,64±5,68	0,26±0,17	869,44	233,33
Ex-vitro adventitious roots (mother plant)		-	-	377,78	58,33

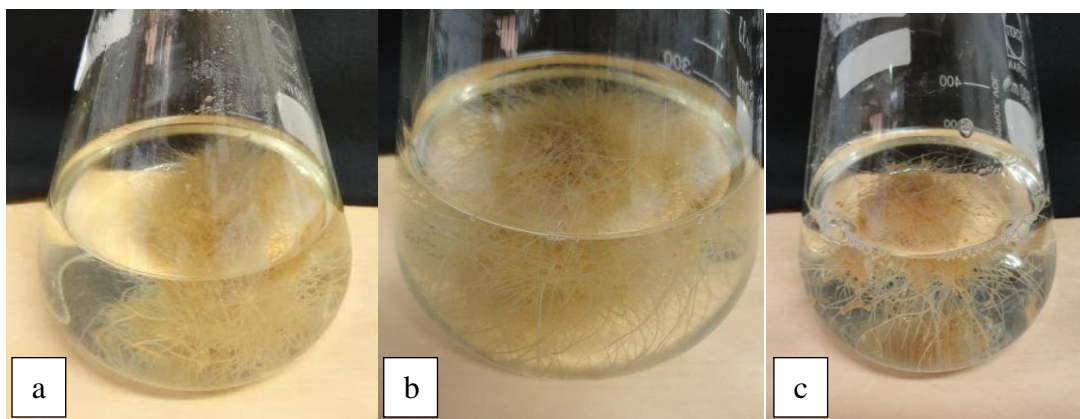


Figure 2. *G. procumbens* adventitious roots morphology in different treatments after 28 days cultivation in shake flask; (a) sucrose 50 g/L, (b) phenylalanine 50 mg/L; (c) tyrosine 50 mg/L

DISCUSSION

Induction of adventitious roots in medium supplemented with exactly concentration IBA will increase, such as in MS medium supplemented IBA 5 mg/L which could increase *G. procumbens* adventitious roots optimally. *G. procumbens* adventitious roots growth directly without formed callus, good developed, have structure thin and long, and roots branch grow through the medium. De Klerk *et al.* (1999) reported, IBA had high effectiveness to induce roots than IAA on *in vitro* culture. External supplementation of IBA could increase endogenous IAA (indole acetic acid) in plant tissue, but addition of excess IBA did not increase endogenous hormone (Nordstrom *et al.*, 2004; Ludwig-Muller, 2005). In this research growth of adventitious roots decreased when medium was supplemented with 7 mg/L IBA. This result was indicated IBA 7 mg/L could inhibit cell proliferation and elongation. High concentrations of auxin could inhibit cell lengthening, because hormonal imbalance between endogenous auksin and exogenous auksin (Ahmad *et al.* 2015). High dose of auxin has activity like herbicides that inhibit the initiation of adventitious roots (Evans *et al.* 2003).

The effect of sucrose concentration on *G. procumbens* adventitious root-growth had been demonstrated in this study. Increased concentration of sucrose until 70 g/L could increase biomass (fresh and dry weight) and flavonoid content (kaempferol and quersetine) of *G. procumbens* adventitious roots. In plant cells, sucrose acts as a substrate of glycolysis in cytoplasm and will be changed to piruvic acid, then transfer to mitochondria for producing ATP (adenosine tri phosphate). Besides that, Glucose may affect the absorption of nitrate by inducing nitrate reductase in nitrate assimilation for amino acid synthesis. Low concentration of sucrose could decrease nitrogen absorption and cell growth, so stationer phase will be achieved earlier (Yeoman and Yeoman, 1996). Sucrose also used as source of energy by explant for proliferation and production of secondary metabolite (Murthy *et al.* 2016).

In this research, the effect of addition of phenylalanine and tyrosine on biomass and secondary metabolite content of *G. procumbens* adventitious roots was also evaluated. Treatment of phenylalanine and tyrosin separately at 50 mg/l achieved the best biomass accumulation of *G. procumbens* adventitious root. Biomass gain was achieved by phenylalanine was higher than tyrosin (Table 2). Jibouri *et al.* (2016) reported the

same result on callus cultures of *Verbascum thapsus* L. was supplemented with phenylalanine 50 mg/L. Concentration of phenylalanine and tyrosin at 50 mg/L may induce *G. procumbens* adventitious root to synthesize growth hormone with an optimal concentration for its growth. Phenylalanine and tyrosin are aromatic amino acids which have function as bioblock of protein and play important role for hormone synthesis, such as auxin and salicylate (Tzin and Galili, 2010). Addition of both amino acids could also accelerate primer metabolism process through the conversion phosphoenolpyruvic acid to pyruvic acid. In biosynthesis pathway, phenylalanine and tyrosine involved in primary metabolism to change phosphoenolpyruvic acid to pyruvic acid. Pyruvic acid has been known as a key compound in some biochemical pathways. The induction of growth hormone synthesis at optimum concentration and increased concentration of pyruvic acid may be the mechanism of penilalanine and thyroxine for accumulation biomass of *G. procumbens* adventitious roots.

Production of quercetine and kaempferol of *G. procumbens* adventitious roots on sucrose, phenylalanine, and tyrosine treatments were different. Kaempferol and quercetine content showed increasing trend with increasing sucrose concentration in culture medium (Table 2). The addition of initial sucrose at 50 g/L in medium produced the highest quercetine and kaempferol. The same result was reported by Zhang *et al.* (1996), medium culture with initial sucrose concentration above normal concentration (30 g/L) could increase saponin and polysaccharida content in cell cultures of *Panax ginseng*. In this research, increasing quercetine and kaempferol was in line with increasing biomass. This result was indicated no osmosis dan oxidative stress on *G. procumbens* adventitious roots until 50 g/L sucrose which could damage membranes and macromolecules (Mittler, 2002), Finally It will decrease biomass and increase secondary metabolites. Otherwise, Baque *et al.* (2011) showed growth of *Morinda citrifolia* adventitious root was enhanced at 50 g/L sucrose while flavonoid contend was enhanced at 1% sucrose. It was also indicated sucrose has double role, being a carbon source and a regulator signal of metabolism (Koch, 2004).

Phenylalanine and tyrosine were intermediate compounds in flavonoid metabolism. In this research, both compounds could increase quercetine and kaempferol. Flavonoid was produced from two pathway such as shikimat and

malonic acetic pathway. Phenylalanine and tyrosine were intermediate compounds from shikimate pathway. Differences of phenylalanine and tyrosine were lies on enzyme that was used to come in shikimate pathway. Phenylalanine used phenylalanine ammonia lyase, whereas tyrosine used tyrosine ammonia lyase (Docimo et al. 2013). Production of secondary metabolite that was induced by phenylalanine showed in hairy roots cultures of *Psoralea corylifolia* L using elicitation and precursor feeding (Shinde et al. 2009). High concentration of phenylalanine (250-500 mg/L) could increase quercetine in cell culture of *Citrullus colocynthis* (Linn.) Schrad was reported by Meena et al. (2014).

Beside nutrient composition, the medium properties such as pH, conductivity and total sugar content also affect the growth and production and of secondary metabolites of adventitious roots. The three properties of medium used to detect growth and development of adventitious roots. In this research, initial pH medium was set at 5.8 and at the end of cultivation had range pH 4.0 - 5.0. This pH level was available for growing explants in liquid medium (Cui et al. 2010). Decreasing of pH in MS liquid medium caused by absorption of ammonium (Thorpe et al. 2008; Danesh et al. 2006). Macronutrient and micro nutrient were absorbed by explants and the value of conductivity medium used to detect how much nutrient have already absorbed. Decreasing value of conductivity and total sugar content in medium was supplemented of phenylalanine and tyrosine was showed in Table 3. It indicated adventitious roots had active metabolism and growing cells and also being indicator of adventitious roots biomass.

CONCLUSION

Cultivation of *G. procumbens* adventitious root in shake flask system with sucrose, phenylalanine and tyrosine treatment had been successfully done. The result showed production of biomass and flavonoid of *G. procumbens* adventitious roots has potency to more improve in bioreactor system for scale up production.

CONFLICT OF INTEREST

The authors declared that present study was performed in absence of any conflict of interest".

AUTHOR CONTRIBUTIONS

RN and RLKS designed and conducted the experiments and also wrote manuscript. ANT performed flavonoid analysis and reviewed the

manuscript. AY and YSWM performed data analysis and reviewed the manuscript. All author read and approved the final version.

Copyrights: © 2017 @ author (s).

This is an open access article distributed under the terms of the [Creative Commons Attribution License \(CC BY 4.0\)](#), which permits unrestricted use, distribution, and reproduction in any medium, provided the original author(s) and source are credited and that the original publication in this journal is cited, in accordance with accepted academic practice. No use, distribution or reproduction is permitted which does not comply with these terms.

REFERENCES

- Ahmad, N., Fatima, F., Ahmad, I. and Anis, M., 2015. Effect of PGRs in adventitious root culture in vitro: present scenario and future prospects. *Rend. Fis. Acc. Lincei*, 26 (3): 307–321.
- Baque, M.A., Aigirban, E.-J.L. and Paek, K.-Y., 2011. Sucrose regulated enhanced induction of anthraquinone, phenolics, flavonoids biosynthesis and activities of antioxidant enzymes in adventitious root suspension cultures of *Morinda citrifolia* (L.). *Acta Physiologiae Plantarum*, 34(2): 405-415.
- Cui, X., Chakrabarty, D., Lee, E., and Paek, K., 2010. Production of adventitious roots and secondary metabolites by *Hypericum perforatum* L. in a bioreactor. *Bioresource Technology* 101(4):4708–4716.
- Danesh, Y. R., Galtapeh, E.M. and Alizadeh, A. 2006. Study on the growth patterns of transformed carrot hairy roots in an optimized system. *J. Agric. Technol.* 2(1): 89-97.
- De Klerk, G.-J., Van der Krieken, W. and De Jong, J.C., 1999. The Formation of Adventitious Root: new concepts, new possibilities. *In vitro Cell. Dev. Biol.-Plant.* 35: 189-199.
- Docimo, T., Consonni R., Coraggio I., and Mattana, M., 2013. Early Phenylpropanoid Biosynthetic Steps in *Cannabis sativa* : Link between Genes and Metabolites: Article, *International Journal Sciences.* 14: 13626-13644.
- Evans, D.E., Coleman, J.O. and Kearns, A. 2003. *Plant cell cultures.* BIOS scientific publishers, London and New York.
- Fazal, H., Abbasi, B.H., and Akhmad, N. 2014.

- Optimization of adventitious root culture for production of biomass and secondary metabolites in *Prunella vulgaris* L. *Applied Biochem. Biotechnol.*, 174: 2086-2095.
- Hao, J-H and Guan, Q. 2012. Synthesis of saikosaponins in adventitious roots of *Bupleurum chinense* by semi-continuous culture. *Plant Cell Tiss Organ Cult*, 108:159–165.
- Hoe, S.Z., Lee, C.N., Mok, S.L., Kamarudin, M.Y., and Lam, S.K., 2011. *Gynura procumbens* Merr. decreased blood pressure in rats by vasodilatation via inhibition of calcium channels. *Clinics* 66: 143-150.
- Jibouri, A.M.J.A, Abed,A.S., Ali,A.J.A. and Majeed, D.M., 2016. Improvement of Phenols Production by Amino Acids in Callus Cultures of *Verbascum Thapsus* L. *American Journal of Plant Sciences*. 7 :84-91.
- Kaewseejan, N., Sutthikhum,V.,and Siriamornpun, S., 2015. Potential of *Gynura procumbens* leaves as source of flavonoid-enriched fractions with enhanced antioxidant capacity. *Journal of Funcional Food*. 12(1): 120-128.
- Koch, K. 2004. Sucrose metabolism: regulatory mechanisms and pivotal roles in sugar-sensing and plant development. *Curr Opin Plant Biol*, 7: 235–246.
- Kusuma, D.Y., Kristanti, A.N., Manuhara, Y.S.W. 2016. Effect of sucrose and immersion frequency on production of adventitious roots and secondary metabolites of *Gynura procumbens* (Lour.) Merr. In temporary immersion bioreactors. *Asian Journal of Plants Sciences* 16:24-36.
- Lee, U.J., Park, S.Y., and Paek, K.Y. 2014. Enhancement strategies of bioactive compound production in adventitious root culture of *Eleocharis koreana* Nakai subjected to methyl jasmonate and salicylic acid elicitor through airlift bioreactors. *Plant Cell Tissue Org. Cult.* 120:1-10.
- Ludwig-Muller, J., Vertocnik, A., and Town, C.D., 2005. Analysis of Indole-3-Butyric Acid-Induced Adventitious Root Formation on *Arabidopsis* Stem Segments, *Journal of Experimental Botany* 56(418): 2095-2105.
- Lulu,T, Park, S.Y., Ibrahim, R., and Paek, K.Y. 2015. Production of biomass and bioactive compound from adventitious roots by optimization of culturing conditions of *Eurycoma longifolia* in balloon-type bubble bioreactor system. *J. Biosci. Bioeng.*, 119:712-717.
- Meena, Mahesh Chand, Rishi Keshi Meena and Vidya Patni. 2014. Effect of elicitor on quersetin production in cell cultures of *Citrullus colocynthis* (Linn.) Schrad. *The Pharma Innovation*. Vol 3 No 2.
- Mittler, R. 2002. Oxidative stress, antioxidants and stress tolerance. *Trends Plant Mol Biol*, 29: 479–489.
- Morkunas, I, Formela, M., Samardakiewicz, S.,Marczak, L., Nowak, W., Narozna, D., Bednarski, W. and Maluski, A. K., 2014. Effects of endogenous signals and *Fusarium oxysporum* on the mechanism regulating genistein synthesis and accumulation in yellow lupine and their impact on plant cell cytoskeleton. *Molecules*. 19(5): 13392-13421.
- Murthy, H. N., Dandin, V.S. and Paek, K.Y. 2016. Tools for biotechnological production of useful phytochemicals from adventitious root cultures. *Phytochem Rev*. 15: 129-145.
- Ng, H.K., Ph, T.F., Lam, S.K., and Hoe, S.Z. 2013. Potassium channel openers and prostacyclin play a crucial role in mediating the vasorelaxant activity of *Gynura procumbens*, *BMC Complement. Altern. Med.*, vol. 13. 10.1186/1472-6882-13-188.
- Nordstrom, A-C., Jacobs, F.A., and Cohen, J.D., 2004. Hormone Biosynthesis, Metabolism And Its Regulation, in Davies, P.J., ed, *Plant Hormones: Biosynthesis, Signal Transduction, Action!*, 3rd Edition, 36-62.
- Saiman, M. Z., Mustafa, N.R., Schulte, A.E., Verpoorte, R., Choi, Y.H., 2012. Induction, characterization, and NMR-based metabolic profiling of adventitious root cultures from leaf explant of *Gynura procumbens*. *Plant Cell Tiss Organ Cult*. 109(3):465-475.
- Shinde AN., Malpathak N, and Fulzele DP., 2009. Enhanced production of phytoestrogenic isoflavones from hairy root cultures of *Psoralea corylifolia* L. using elicitation and precursor feeding. *Biotechnol. Bioprocess Eng*. 14: 288-294.
- Taiz, L. and Zeiger, E. 2002. *Plant physiology* 3rd edition. Sinauer Associates. Sunderland.
- Thorpe, T., Stasolla, C., Yeung, E.C., de Klerk G-J., Robert A and George, F. 2008. The components of plant tissue culture media II : organic additions, osmotic and pH effect, and support systems, in George E.F., Hall M.A and de Klerk G-J., ed. *Plant propagation by tissue culture*, 3rd edition, vol 1:115-173. Springer. Netherlands.
- Tzin, V and Galili, G. 2010. *The Biosynthetic*

- Pathways for Shikimate and Aromatic Amino Acids in *Arabidopsis thaliana*. The Arabidopsis Book, 8: e0132. Published online 2010 May 17.
- Yeoman, M.M. and Yeoman C.L. 1996. Manipulating secondary metabolism in cultured plant cells. *New Phytol.* 134(4): 553-569.
- Yin, S., Zhang, Y., Gao, W., Wang, J., Man, S, and Liu, H., 2014. Effects of nitrogen source and phosphat concentration on biomass and metabolites accumulation in adventitious root culture of *Glycyrrhiza uralensis* Fisch. *Acta Physiologiae Plantarum*, 36:915-921.
- Zhang, Y.H., Zhong, J.J and Yu, J.T. 1996. Enhancement of ginseng saponin production in suspension cultures of *Panax notoginseng*: Manipulation of medium sucrose. *J. Biotechnol*, 51: 49–56.