

PAPER • OPEN ACCESS

## Batatasin III a derivative of dihydrostilbene compound from Yam Peel of Uwi Tuban and Its Antioxidant Activity

To cite this article: W Agustina *et al* 2018 *J. Phys.: Conf. Ser.* **1116** 042003

View the [article online](#) for updates and enhancements.



**IOP | ebooks™**

Bringing you innovative digital publishing with leading voices to create your essential collection of books in STEM research.

Start exploring the collection - download the first chapter of every title for free.

# Batatasin III a derivative of dihydrostilbene compound from Yam Peel of Uwi Tuban and Its Antioxidant Activity

W Agustina<sup>1</sup>, A N Kristanti<sup>2</sup>, Y Takaya<sup>3</sup>, E Fitriana<sup>1</sup> and N S Aminah<sup>2\*</sup>

<sup>1</sup> Student of Magister Chemistry Program, Dept. Of Chemistry, Faculty of Science and Technology, Universitas Airlangga, C-Campus, Jl. Ir Soekarno, Surabaya, 60115

<sup>2</sup> Chemistry, Faculty of Science and Technology, Universitas Airlangga, C-Campus, Jl. Ir Soekarno, Surabaya, 60115

<sup>3</sup> Faculty of Pharmacy, Meijo University, 468-8503, Tempaku Nagoya, Japan

\*email address : [nanik-s-a@fst.unair.ac.id](mailto:nanik-s-a@fst.unair.ac.id)

**Abstract** A dihydrostilbene derivative compound, namely 3,3-dihydroxy-5-methoxybibenzyl or batatasin III (**1**) was isolated from the yam peel of *Dioscorea alata* L. The structure of compound **1** has been elucidated based on spectroscopy UV-Vis, 1D and 2D NMR Analysis. The IC<sub>50</sub> of DPPH radical scavenging of this compound (206.82 µg/mL) lower than ethyl acetate extract (109.99 µg/mL), but higher than methanol extract (893.59 µg/mL).

## 1. Introduction

The genus *Dioscorea* (Dioscoreaceae) comprises more than 600 species that are widely distributed in tropical and subtropical region such as Indonesia. Wild yam or *Dioscorea alata* occur in several part of Indonesia and the plants is commonly known as Uwi tuban. Many of these species are used local food crop rich in starch of Indonesia but the bioactivity of this species is still poorly understood. This genus has been shown to produce a number of secondary metabolite such as terpenoid [1], saponin [2], steroid [3] and phenolic compounds [4]. Previous research from other country reported that *Dioscorea* are used indigenously as traditional medicines to leprosy, tumor in Bangladesh [5], inflammatory diseases such as asthma, rhemathoid arthritis and bronchitis in Taiwan [6].

In continuation of the research of the phenolic compounds in this medicinal plant, our research group already reported from two species: *D. esculenta* L. successfully isolated two phenanthrene derivatives namely confusarin and nudol [7], methyl-3,4-dihydroxybenzoate and 9,10-dihydrophenanthrene from *D. alata* L.[8]. In this research, reported of 3,3-dihydroxy-5-methoxybibenzyl or batatasin III is a phenolic compound isolated from the methanol extract of the yam peel of *Dioscorea alata* L.(uwi tuban). Uwi Tuban is one of *D. alata* species which mostly cultivated in Tuban, East Java. The chemical structure of compound **1** was established by UV, IR, 1D and 2D NMR. The antioxidant activity against DPPH radical scavenging the isolated compound **1**, methanol and ethyl acetate extract are also briefly described.

## 2. Materials and Methods

### 2.1 General experimental

NMR spectra were recorded on JEOL 600 ECA spectrometer using CDCL<sub>3</sub> at 600 (<sup>1</sup>H) and 125 (<sup>13</sup>C) MHz. UV and FTIR spectrum recorded in KBr powder with Shimadzu series 1800 spectrophotometer.



Gravity Column Chromatography (GCC) and radial chromatography were carried out using Si gel 60 GF254 and Si gel PF254 for TLC analysis and pre-coated silica gel plates (Merck, Darmstadt, Germany, Kieselgel 60 GF254 0,25 mm thickness) were used.

### 2.2 Plant Material

Sample of yam peels of uwi Tuban were collected in March 2015 from the district Tuban, East Java, Indonesia, and the specimen was deposited at the Department of Biology, Fac. Of Science and Technology, Universitas Airlangga. The yam peels were cleaned, dried under the shade, cut into small pieces and milled.

### 2.3 Extraction and Isolation

The dried yam peels of uwi Tuban (2.1 kg) were macerated in methanol at room temperature (3x24 hours). The methanol extract was evaporated under reduced pressure to give a dark brown residue (88 g). The crude methanol extract (88 g) was partitioned respectively with n-hexane and ethyl acetate. The ethyl acetate extract (16 g) was separated by vacuum column chromatography on silica gel using eluent the mixture of n-hexane and ethyl acetate with increasing polarity gradient and gravity column chromatography with the same method of eluent. The subfraction that showed two spot on TLC test, then purified using radial chromatography using the mixture of chloroform-aceton (increasing polarity gradient) yielded pure compound that showed one spot on TLC test (15 mg)

### 3.4 DPPH Radical Scavenging

The antioxidant assay of compound **1** against DPPH (2,2-diphenyl-1-picrihidrazil) radical was measured by UV-Vis spectrophotometer  $\lambda$  517 nm as described previously [10]. The inhibition percentage (%) of radical scavenging activity was calculated using the following equation

:

$$\text{Inhibition (\%)} = \left( \frac{A_0 - A_s}{A_0} \right) \times 100\%$$

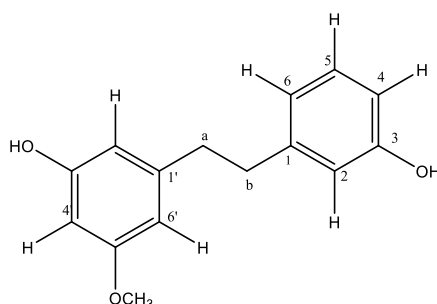
Where  $A_0$  is the absorbance of the control (containing all reagents except the test compound), and  $A_s$  is the absorbance of the test compound.

## 3. Results and Discussions

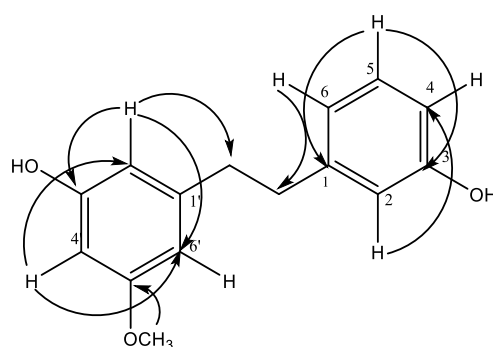
Extraction of the dried milled of yam peel of uwi Tuban (2.1 kg) was carried out using methanol and then methanol extract was portioned succesively with n-hexane and ethyl acetate. The ethyl acetate extract (16 g) was separated by gravity coloumn chromatography on silica gel and radial chromatography yielded 3,3-dihydroxy-5-methoxybibenzyl or batatasin III (15mg) (**Figure 1**)

The compound of 3,3-dihydroxy-5-methoxybibenzyl (**1**) was isolated as a brown liquid (15 mg). UV spectrum (MeOH)  $\lambda_{\text{max}}$  (log  $\epsilon$ ) 226.4 nm(3.67) and 274.2 nm (2.42). IR  $\nu_{\text{max}}$   $\text{cm}^{-1}$  3334.93, 2937.59, 2858.51, 1697.36, 1494.83, 1149.57, 1058.92, 692.44.  $^1\text{H-NMR}$  (600 MHz,  $\text{CDCl}_3$ )  $\delta$  2.84 (4H, m, H-6' a,b), 3.77 (1H, s, 5'-OMe), 6.28 (1H, s, H-2', H-4'), 6.35 (1H, s, H-6'), 6.66 (1H, s, H-2), 6.70 (1H, d, J = 12, H-4), 6.77 (2H, d, J = 6, H-6), 7.17 (3H, t, J = 6, 12, H-5).  $^{13}\text{C-NMR}$  (150 MHz,  $\text{CDCl}_3$ ) 160.79 (C 5'-OMe), 144.45 (C-1'), 143.57 (C-1), 129.56 (C-5), 120.92 (C-6), 115.43 (C-2), 112.94 (C-4), 108.09 (C-2'), 106.88 (C-6'), 99.17 (C-4'), 37.63 (C-6a), 37.29 (C-6b). The  $^1\text{H-NMR}$  (Table 1) spectrum of **1** exhibited the presence seven aromatic proton at  $\delta$  6.28 (1H, s, H-2', H-4'), 6.35 (1H, s, H-6'), 6.66 (1H, s, H-2), 6.70 (1H, d, J = 12, H-4), 6.77 (2H, d, J = 6, H-6), 7.17 (3H, t, J = 6, 12, H-5), two methylene proton at  $\delta$  2.84 (4H, m, H-6' a,b). The  $^{13}\text{C-NMR}$  spectrum showed the presence seven aromatic ring, two hydroxy aromatic ring ( $\delta$  156.51 and 155.45), one methoxy aromatic ring ( $\delta$  160.79), one methoxy ( $\delta$  55.31) and two methylene carbon ( $\delta$  37.29 and 37.62). Base on NMR data, it is predicted that compound **1** is a dihydrostilbene derivative (**Figure 1**). The methoxy position were confirmed to be C-5' by HMBC. And compound **1** contain two hydroxy (C-3' and C-3) by HSQC spectrum data. Based on futher comparison with published data (Table 2)[9], the structure of **1** was identified as 3,3-dihydroxy-5-methoxybibenzyl with the trivial name batatasin III. The complete of HMBC correlations consistent with the structure **1** are shown in Table 1 and Figure 2.

Based on the literature study, this compound has never been reported yet from *D. alata* especially from Indonesia.



**Figure 1.** Structure of 3,3-dihydroxy-5-methoxybibenzyl



**Figure 2.** Selected HMBC correlation for compound **1**.

**Table 1.** NMR spectroscopic data of 3,3-dihydroxy-5-methoxybibenzyl in CDCl<sub>3</sub>

No	<sup>1</sup> H (m, J in Hz)	<sup>13</sup> C	HMBC
1	-	143.45	
2	6.66 (1H, s)	115.43	
3	-	155.45	
4	6.70(1H, d, J=12)	112.94	
5	7.17 (1H, t, J=6;12)	129.56	C-1, C-3
6	6.77 (1H, d, J=6)	120.92	C-6'a,b , C-4, C-1
1'	-	144.45	
2'	6.28 (1H, s)	108.09	C-6' a,b , C-4', 3'OH
3'	-	154.45	
4'	6.28(1H, s)	99.71	C-6', 2'-OH, C-5' OMe
5'	-	160.79	
6'	6.35 (1H, s)	106.88	C-2', C-4', C-5' OMe
a	2.84 (2H, m)	37.29	C-6', C-1, C-1'
b	2.84 (2H, m)	37.62	C-6', C-1, C-1'
3-OH	5.22 (1H, sbr)	-	
3'-OH	5.22 (1H, sbr)	-	

5'-OMe 3.77 (3H, s) 55.31

**Table 2.** The comparison of chemical shift data of 3,3-dihydroxy-5-methoxybibenzyl from isolated compound *B. striata* [9]

Isolated compound from <i>D. alata</i>			3,3-dihydroxy-5-methoxybibenzyl from <i>B. striata</i> [9]		
No	<sup>1</sup> H (m, J in Hz)	<sup>13</sup> C	No	<sup>1</sup> H (m, J in Hz)	<sup>13</sup> C
1	-	143.45	1	-	143.5
2	6.66 (1H, s)	115.43	2	6.65	121.2
3	-	155.45	3	-	129.7
4	6.70(1H, d, J=12)	112.94	4	6.70	113.1
5	7.17 (1H, t, J=6 ;12)	129.56	5	7.14 (1H, m)	155.7
6	6.77 (1H, d, J=6)	120.92	6	6.75 (1H, d, J=8)	115.5
1'	-	144.45	1'	-	144.6
2'	6.28 (1H, s)	108.09	2'	6.25	108.1
3'	-	154.45	3'	-	156.7
4'	6.28(1H, s)	99.71	4'	6.28	99.33
5'	-	160.79	5'	-	161.1
6'	6.35 (1H, s)	106.88	6'	6.32	107.0
a	2.84 (2H, m)	37.29	a	2.84 (2H, m)	37.8
b	2.84 (2H, m)	37.62	b	2.79 (2H, m)	37.5
3-OH	5.22 (1H, sbr)	-	3-OH	-	-
3'-OH	5.22 (1H, sbr)	-	3'-OH	-	-
5'-OMe	3.77 (3H, s)	55.31	5'-OMe	3.75(3H, s)	55.4

#### 4. Conclusions

On antioxidant evaluation against DPPH radical scavenging of compound **1** exhibited IC<sub>50</sub> values of 206.82 µg/mL suggested that compound **1** has moderate activity. This compound more active than IC<sub>50</sub> of methanol extract (893.59 µg/mL) and less active than ethyl acetate extract (109.66 µg/mL).

#### References

- [1] Teponno R B *et al* 2013 *Phytochem Lett.*, 310-314
- [2] Kim K H *et al* 2011 *Biorg & Med Chem Lett.* 2075-2078
- [3] Taponjoun L A *et al* 2013, *Phytochem Lett.* 341-350
- [4] Yang M H *et al* 2009 *J. Bioorg & Med Chem.* 2689-2694
- [5] Murray R D H *et al* 1984 *Phytochemistry* **23** 623
- [6] Chen H *et al* 2003 *Nutrition* **19** 646
- [7] Aminah S A *et al* 2017 *J. of Chemical Technology and Metallurgy* **52** 1135
- [8] Aminah N S *et al* 2017 *AIP Conference Proceedings* **1888** 020050
- [9] Woo W K *et al* 2014 *Natural Product Sciences* **20** 91
- [10] Brand-Williams W *et al* 1995 *Lebensmittel-Wissenschaft und-Technologie/Food Science and Technology* **28** 25



# Journal of Physics: Conference Series

**Country** [United Kingdom](#) - [SJR Ranking of United Kingdom](#)

**Subject Area and Category** [Physics and Astronomy](#)  
[Physics and Astronomy \(miscellaneous\)](#)

**Publisher** [Institute of Physics](#)

**Publication type** Journals

**ISSN** 17426588, 17426596

**Coverage** 2005-ongoing

**Scope** From 1 January 2010, IOP Publishing's open access proceedings titles no longer require authors to sign and submit copyright forms. For the following titles •Journal of Physics: Conference Series •IOP Conference Series: Materials Science and Engineering •IOP Conference Series: Earth and Environmental Science assignment of copyright forms are being replaced by a publishing licence under which authors retain their copyright. Please note that our regular journals are unaffected by this change.

[Homepage](#)

[How to publish in this journal](#)

[Contact](#)

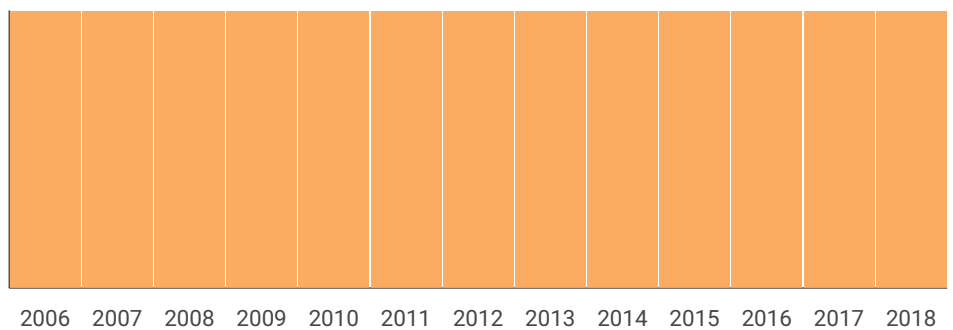
[Join the conversation about this journal](#)

# 65

H Index

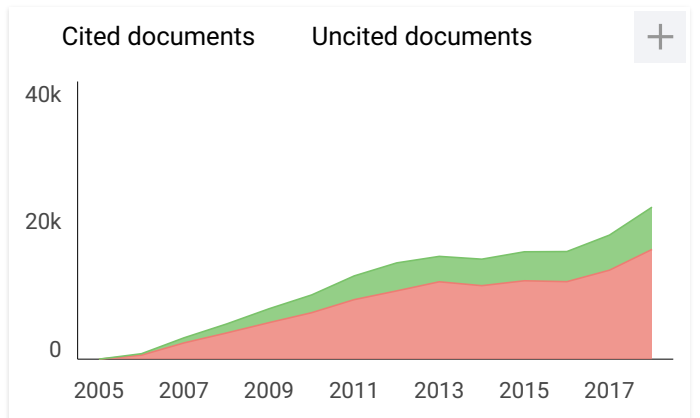
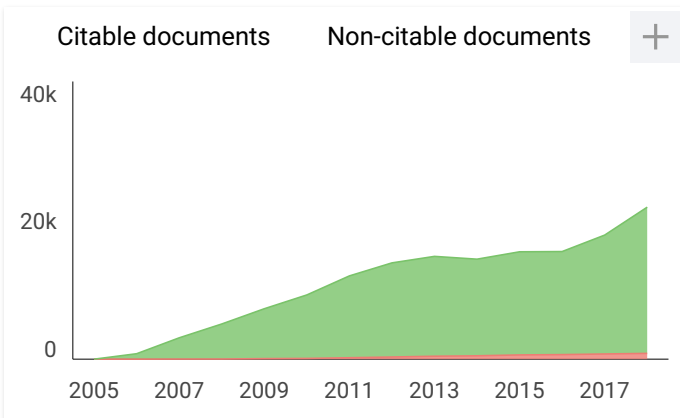
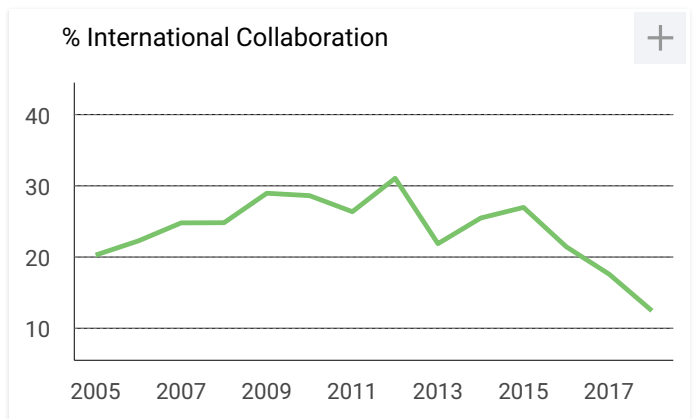
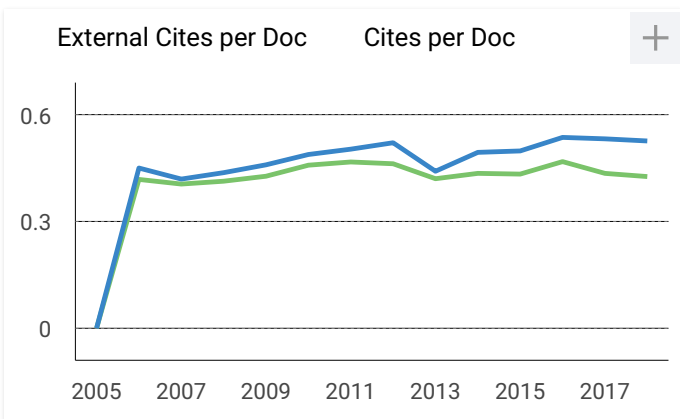
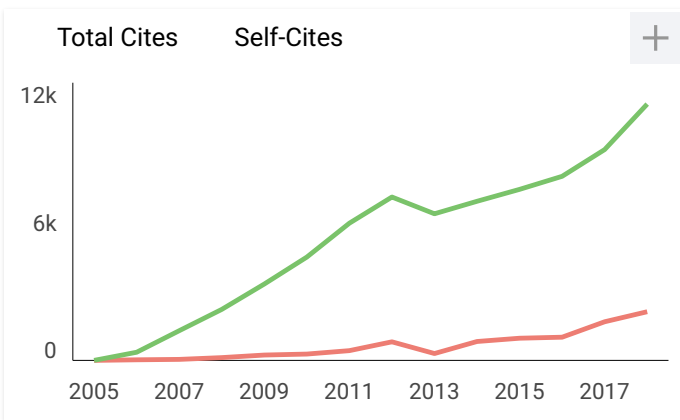
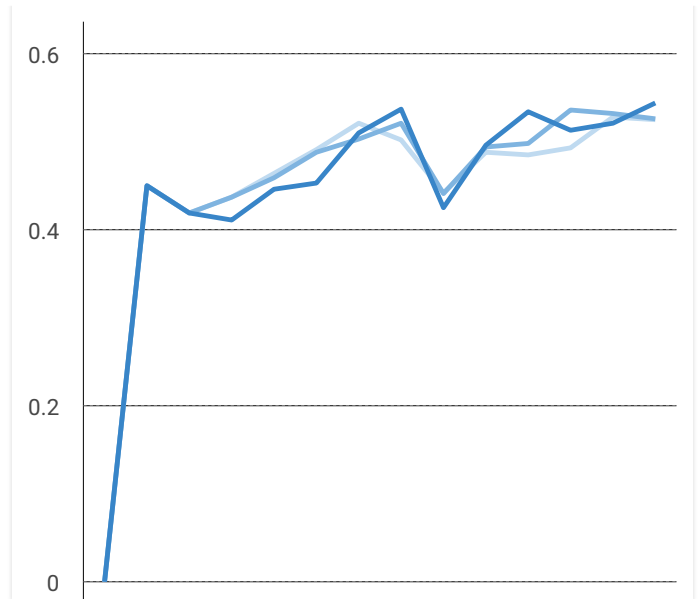
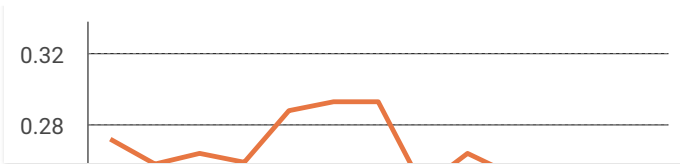
## Quartiles

Physics and Astronomy (miscellaneous)



SJR

Citations per document



**Journal of Physics:  
Conference Series**

Q3

Physics and Astronomy  
(miscellaneous)  
best quartile

**SJR 2018**  
**0.22**

powered by scimagojr.com

← Show this widget in  
your own website

Just copy the code below  
and paste within your html  
code:

```
<a href="https://www.scimagojr
```

I'm not a robot  
reCAPTCHA  
Privacy - Terms

Submit

The users of Scimago Journal & Country Rank have the possibility to dialogue through comments linked to a specific journal. The purpose is to have a forum in which general doubts about the processes of publication in the journal, experiences and other issues derived from the publication of papers are resolved. For topics on particular articles, maintain the dialogue through the usual channels with your editor.

Developed by:



Powered by:



Follow us on @ScimagoJR

Scimago Lab, Copyright 2007-2019. Data Source: Scopus®

EST MODUS IN REBUS

Horatio (Satire 1.1.106)



This site uses cookies. By continuing to use this site you agree to our use of cookies. To find out more, see our [Privacy and Cookies policy](#).



# Table of contents

Volume 1116

**December 2018**

◀ Previous issue      Next issue ▶

[View all abstracts](#)

---

## Chemistry

---

**OPEN ACCESS** 042001

Synthesis and Characterization of Chitosan with Addition of Patchouli Oil to Improve Mechanical Properties Biofilm

H Agusnar, B Wirjosentono, S Salim, T Rihayat and T Fauzi

+ [View abstract](#)  PDF

---

**OPEN ACCESS** 042002

High molecular chitosan-based seed shells (*Tachypleus gigas*) with silver nanoparticles as waste treatment of palm oil industry (pome)

H Agusnar, Chairuddin, I Nainggolan, Suryani and T Rihayat

+ [View abstract](#)  PDF

---

**OPEN ACCESS** 042003

Batatasin III a derivative of dihydrostilbene compound from Yam Peel of Uwi Tuban and Its Antioxidant Activity

W Agustina, A N Kristanti, Y Takaya, E Fitriana and N S Aminah

+ [View abstract](#)  PDF

---

**OPEN ACCESS** 042004

Detection and identification of morphine in blood of male white rats (*rattus norvegicus*) by ultraviolet-visible spectrophotometry

Z Alfian, H Marpaung, M Taufik, R Harahap and C Simanjuntak

[+ View abstract](#)  PDF

---

**OPEN ACCESS**

042005

Silica dispersion enhancement in natural rubber composites utilising stearyl alcohol

F Andriani and I Surya

[+ View abstract](#)  PDF

---

**OPEN ACCESS**

042006

The effect concentration of tetraethylorthosilicate and variation HCl 0.1M for synthesis mesoporous silica using oleic acid as template and 3-aminopropyltrimethoxysilane as co-structure directing Agent

Andriayani, H Nainggolan, M Taufik, S Simamora and N Sofyan

[+ View abstract](#)  PDF

---

**OPEN ACCESS**

042007

Validity and Practicality of Integrated Guided Inquiry (IGI) Learning Model for Senior High School Students

Andromeda, Lufri, Festiyet and Ellizar

[+ View abstract](#)  PDF

---

**OPEN ACCESS**

042008

Start-Up of Upflow Anaerobic Sludge Blanket (UASB) Reactor Treating Slaughterhouse Wastewater

F Batubara, N A Ritonga and M Turmuzi

[+ View abstract](#)  PDF

---

**OPEN ACCESS**

042009

Nitrate Removal Using Mg Modified Zeolite in Fluidized-Bed System

F Batubara, N Annisa and M Turmuzi

[+ View abstract](#)  PDF

---







**OPEN ACCESS**

042010

Characterization of technical kaolin using XRF, SEM, XRD, FTIR and its potentials as industrial raw materials

R Dewi, H Agusnar, Z Alfian and Tamrin

[+ View abstract](#)  PDF

- 
- OPEN ACCESS** 042011  
The preparation and characterization of bentonite nanoparticle from Bener Meriah, Indonesia  
S Gea, M Firmansyah, T Hidayat, Marpongahtun and Y A Hutapea  
[+](#) View abstract  PDF
- 
- OPEN ACCESS** 042012  
Preliminary study on the fabrication of cellulose nanocomposite film from oil palm empty fruit bunches partially solved into licl/dmac with the variation of dissolution time  
S Gea, D Andita, S Rahayu, D Y Nasution, S U Rahayu and A F Piliang  
[+](#) View abstract  PDF
- 
- OPEN ACCESS** 042013  
All-cellulose composite isolated from oil palm empty fruit bunch  
S Gea, N Panindia, A F Piliang, A Sembiring and Y A Hutapea  
[+](#) View abstract  PDF
- 
- OPEN ACCESS** 042014  
Heavy metal content in final disposal garbage site at Banda Aceh City  
Irhamni, S Pandia, E Purba and W Hasan  
[+](#) View abstract  PDF
- 
- OPEN ACCESS** 042015  
Automation of temperature sensor in biogas production from palm oil mill effluent (POME)  
Irvan, T Husaini, E Simanungkalit, R Sidabutar and B Trisakti  
[+](#) View abstract  PDF
- 
- OPEN ACCESS** 042016  
Synthesis, Characterization and Photocatalytic Activity of  $\alpha$ -Fe<sub>2</sub>O<sub>3</sub>/Bentonite Composite Prepared by Mechanical Milling  
S Lubis, Sheilatina and Murisna  
[+](#) View abstract  PDF
- 
- OPEN ACCESS** 042017  
Antidiabetic and cytotoxic activities of ethyl acetate extract of *Piper betle* Leaves  
A Malik, L Marpaung, P Simanjuntak and P Nasution

[+](#) View abstract  PDF

---

**OPEN ACCESS**

042018

Analysis and risk assessment of natural radioactivity elements in coal wastes from Medan industrial area

H Marpaung, Z Alfian, S L Raja, D Akhyariansyah, D Silalahi, C Simanjuntak and R. Harahap

[+](#) View abstract  PDF

---

**OPEN ACCESS**

042019

The influence of hydrolisis time on the crystallinity degree of cellulose and  $\alpha$  - cellulose of oil palm wood (*Elais guinensis Jack*)

Marpongahtun, D Y Nasution, Y Pujiarti and N Panindia

[+](#) View abstract  PDF

---

**OPEN ACCESS**

042020

Bio-gasoline production of used cooking palm oil catalyzed by metal supported catalyst Ni/Natural Zeolite (Ni/NZ)

N D Mastutik, Heriyanti, L S Marningsih and R Basuki

[+](#) View abstract  PDF

---

**OPEN ACCESS**

042021

Manufacture of polymeric foam and polyurethane composites with fiberglass boosters

Mawardi, B Syam, B Wirjosentono and D S Dharma

[+](#) View abstract  PDF

---

**OPEN ACCESS**

042022

The implementation of lesson study to improve the teaching skills of chemistry teacher candidates

K Merdekawati

[+](#) View abstract  PDF

---







**OPEN ACCESS**

042023

The effect of ferredoxin in enhancing the sensing properties of chitosan based acetone sensors

I Nainggolan, T I Nasution and K R Ahmad

[+](#) View abstract  PDF

- 
- OPEN ACCESS** 042024  
Milk powder quality degradation detection using chitosan film based sensor  
I Nainggolan, T I Nasution and K R Ahmad  
[+](#) View abstract  PDF
- 
- OPEN ACCESS** 042025  
Role of *Lactobacillus sakei* strain pro7 to reduce dichloro diphenyl trichloroethane level  
L Nasution, D Bakti, H Agusnar and E M Harahap  
[+](#) View abstract  PDF
- 
- OPEN ACCESS** 042026  
The development of nanotechnology bentonite as adsorbent of metal Cadmium (Cd)  
M Naswir, S Arita, P Jumaida, Desfaournatalia, M Lince and Tasmin  
[+](#) View abstract  PDF
- 
- OPEN ACCESS** 042027  
Colour removal of an azo-textile dye and production of laccase by submerged cultures of *Trichoderma asperellum* LBKURCC1  
T T Nugroho, I Akbar, D Astina, S Helianty and E Saputra  
[+](#) View abstract  PDF
- 
- OPEN ACCESS** 042028  
Cytotoxic activity assay from leaves and fruit extracts of *Ficus aurata* (Miq.) using brine shrimp lethality test method  
Nurhamidah, H Nurdin, Y Manjang, A Dharma and Suryati  
[+](#) View abstract  PDF
- 
- OPEN ACCESS** 042029  
Utilization of fermented ngapi nut peel (*Pithecellobium jiringa* Prain) as natural fertilizer and pesticide on tomatoes (*Solanum lycopersicum* Mill) plant  
Refilda, T O Pranesa, S Emil and Indrawati  
[+](#) View abstract  PDF
- 
- OPEN ACCESS** 042030  
Processing and characterization of bentonite North Aceh as filler blend with chitosan to increase specific properties of PCL (poly  $\epsilon$  - caprolactone)  
Ridwan, B Wirjosentono, Tamrin, T Rihayat and Nurhanifa

[+](#) View abstract  PDF

---

**OPEN ACCESS**

042031

Purification of ricinoleic acid methyl ester using mesoporous calcium silicate (CaSiO<sub>3</sub>) adsorben

S Sembiring, N Bangun, J Kaban and J Bangun

[+](#) View abstract  PDF

---

**OPEN ACCESS**

042032

Use of stearyl amine as a collector of heavy metal from boiler ash in pulp and paper industry

M P Sembiring, J Kaban, N Bangun and E Saputra

[+](#) View abstract  PDF

---

**OPEN ACCESS**

042033

Effects of lauryl alcohol addition on cure characteristics and tensile properties of silica-filled natural rubber composites

R W Sianturi and I Surya

[+](#) View abstract  PDF

---

**OPEN ACCESS**

042034

Performance of graphite and graphene as electrodes in primary cell battery

R Siburian, D R Sari, J Gultom, H Sihotang, S L Raja, J Gultom and M Supeno

[+](#) View abstract  PDF

---

**OPEN ACCESS**

042035

Activity assays of calcinated sarulla natural zeolite (snz-cal) in catalytic hydrocracking rubber seed oil

J L Sihombing, S Gea, A Kembaren, Sabani, A N Pulungan, A A Wibowo and B Wirjosentono

[+](#) View abstract  PDF

---

**OPEN ACCESS**

042036

Static simulation to horse shoes alternative materials based basic polymeric foam reinforced fiberglass with ANSYS software

R E K Siregar, B Syam, B Wirjosentono and M Muttaqin

[+](#) View abstract  PDF

---

**OPEN ACCESS**

Antibacterial Mangosteen (*Garcinia mangostana* Linn.) peel extract encapsulated in Chitosan 042037

R H S Sitti, P Sugita, L Ambarsari and D U C Rahayu

[+](#) View abstract  PDF

---

**OPEN ACCESS** 042038

Role of TiO<sub>2</sub> pillared bentonite-Co catalyst Ni to convert glucose hydrogenation to be sorbitol

M Supeno and R Siburian

[+](#) View abstract  PDF

---

**OPEN ACCESS** 042039

Probiotic research in several products of virgin coconut oil from Padang, Indonesia

S Syukur, Syafrizayanti, H Rajagukguk, Y Syaputri and H Iwahashi

[+](#) View abstract  PDF

---

**OPEN ACCESS** 042040

Fabrication and characterization of natural rubber composite (sir 5)/organo-montmorillonite using cetil trimetil ammonium bromide as a surface modifier

Tamrin, S Gea and D Nasution

[+](#) View abstract  PDF

---

**OPEN ACCESS** 042041

Synthesis and properties of new hydrogel from cross-linked galactomannan boric

J Br Tarigan, M. Ginting and F M Nainggolan

[+](#) View abstract  PDF

---

**OPEN ACCESS** 042042

Cyanide analysis based on complexing of CN<sup>-</sup> ion and spectrophotometry method

H Zahra, I Dewata and A Ulianas

[+](#) View abstract  PDF

---

**OPEN ACCESS** 042043

Compatibilization of cyclic natural rubber (resiprene-35) with polypropylene in the presence of oleic acid and benzoyl peroxide

B Wirjosentono, Tamrin, A H Siregar, T I Nasution, K Z Dalimunthe and D A Nasution

[+](#) View abstract  PDF

**OPEN ACCESS**

042044

**Development of guided discovery learning based module on colloidal system topic for senior high school**

Yerimadesi, Y Kiram, Lufri and Festiyed

[+ View abstract](#)  PDF**OPEN ACCESS**

042045

**Characterization of composite boards made of oil palm trunk flour/maleic anhydride grafted polypropylene**

D Y Nasution, Marpongahtun, S Gea, Ardiansyah and Ridho

[+ View abstract](#)  PDF**OPEN ACCESS**

042046

**Study of Internal Morphology on Preparation of Cu<sub>2</sub>O Thin-Plate using Thermal Oxidation**

R Zainul, B Oktavia, I Dewata and J Efendi

[+ View abstract](#)  PDF**OPEN ACCESS**

042047

**Acetylation of breadfruit utarch by Using Acetic Anhydride**

C F Zuhra, S Gea, M Ginting, Marpongahtun and S Lenny

[+ View abstract](#)  PDF**JOURNAL LINKS**[Journal home](#)[Information for organizers](#)[Information for authors](#)[Search for published proceedings](#)[Contact us](#)[Reprint services from Curran Associates](#)