



Aalborg Universitet

AALBORG UNIVERSITY
DENMARK

Comparison of Plasticity Index of Søvind Marl found by use of Casagrande Cup, Fall Cone apparatus and Loss on Ignition

Grønbech, Gitte; Nielsen, Benjaminn Nordahl; Ibsen, Lars Bo

Publication date:
2010

Document Version
Publisher's PDF, also known as Version of record

[Link to publication from Aalborg University](#)

Citation for published version (APA):
Grønbech, G., Nielsen, B. N., & Ibsen, L. B. (2010). *Comparison of Plasticity Index of Søvind Marl found by use of Casagrande Cup, Fall Cone apparatus and Loss on Ignition*. Department of Civil Engineering, Aalborg University. DCE Technical reports No. 87

General rights

Copyright and moral rights for the publications made accessible in the public portal are retained by the authors and/or other copyright owners and it is a condition of accessing publications that users recognise and abide by the legal requirements associated with these rights.

- ? Users may download and print one copy of any publication from the public portal for the purpose of private study or research.
- ? You may not further distribute the material or use it for any profit-making activity or commercial gain
- ? You may freely distribute the URL identifying the publication in the public portal ?

Take down policy

If you believe that this document breaches copyright please contact us at vbn@aub.aau.dk providing details, and we will remove access to the work immediately and investigate your claim.

Comparison of Plasticity Index of Søvind Marl found by use of Casagrande Cup, Fall Cone apparatus and Loss on Ignition

**Gitte Lyng Grønbech
Benjamin Nordahl Nielsen
Lars Bo Ibsen**

Aalborg University
Department of Civil Engineering
Geotechnical Engineering Group

DCE Technical Report No. 087

Comparison of Plasticity Index of Søvind Marl found by use of Casagrande Cup, Fall Cone apparatus and Loss on Ignition

by

Gitte Lyng Grønbech
Benjamin Nordahl Nielsen
Lars Bo Ibsen

June 2010

© Aalborg University

Scientific Publications at the Department of Civil Engineering

Technical Reports are published for timely dissemination of research results and scientific work carried out at the Department of Civil Engineering (DCE) at Aalborg University. This medium allows publication of more detailed explanations and results than typically allowed in scientific journals.

Technical Memoranda are produced to enable the preliminary dissemination of scientific work by the personnel of the DCE where such release is deemed to be appropriate. Documents of this kind may be incomplete or temporary versions of papers—or part of continuing work. This should be kept in mind when references are given to publications of this kind.

Contract Reports are produced to report scientific work carried out under contract. Publications of this kind contain confidential matter and are reserved for the sponsors and the DCE. Therefore, Contract Reports are generally not available for public circulation.

Lecture Notes contain material produced by the lecturers at the DCE for educational purposes. This may be scientific notes, lecture books, example problems or manuals for laboratory work, or computer programs developed at the DCE.

Theses are monographs or collections of papers published to report the scientific work carried out at the DCE to obtain a degree as either PhD or Doctor of Technology. The thesis is publicly available after the defence of the degree.

Latest News is published to enable rapid communication of information about scientific work carried out at the DCE. This includes the status of research projects, developments in the laboratories, information about collaborative work and recent research results.

Published 2010 by
Aalborg University
Department of Civil Engineering
Sohngaardsholmsvej 57,
DK-9000 Aalborg, Denmark

Printed in Aalborg at Aalborg University

ISSN 1901-726X
DCE Technical Report No. 087

Comparison of Plasticity Index of Søvind Marl found by use of Casagrande Cup, Fall Cone apparatus and Loss on Ignition

Gitte Lyng Grønbechⁱ Benjaminn Nordahl Nielsenⁱⁱ Lars Bo Ibsenⁱⁱⁱ

June 9th 2010

Abstract

The Casagrande Cup method has been the preferred method of finding the liquid limit in Denmark for many years. It is however stated by the Danish Standards Association, that the Fall Cone test, is to be preferred when possible. The comparability of the Casagrande and the Fall Cone method has been shown in numerous papers. However the comparability is still fairly undocumented on the plastic danish tertiary clay, like the Søvind Marl. Based on a serie of tests carried out on Søvind Marl, the liquid limit from the Casagrande Cup and the Fall Cone apparatus are compared.

The Loss on Ignition on non organic materials has been suggested as a new and fast way to classify clay and determine the plasticity index up to an I_p of 60 %. A serie of tests using traditional means, the Casagrande Cup, and Loss on Ignition have been carried out, and the results are compared, to assess whether this method can be used on Søvind Marl.

Keywords: Søvind Marl, Liquid limit, Plasticity index, Casagrande, Fall Cone, Loss on Ignition

1 Introduction

The Atterberg limits plays a great role in assessing and classifying clays. Atterberg divided the behavior of clay into types, depended on the water content of the clay, the Atterberg limits. The plasticity of clay is a property in clay that allows wet clay to be molded into a given shape when pressure is applied. The plastic limit, w_P , is the water content, at which

the clays consistency changes from semi-solid to plastic. The liquid limit, w_L , is the water content at which the consistency changes from plastic to liquid. The plasticity index, I_P , is given as the difference between the liquid limit and the plastic limit. The definition of the Atterberg limits can be seen in figure 1.

Classification of clay is done by a plasticity chart. The plasticity chart for the Søvind Marl can be seen in figure 7. The Søvind Marl falls outside the normal range of the plasticity chart, which goes up to a liquid limit of 100 %. The Søvind Marl is therefor classified as a very high plasticity clay.

ⁱGraduate Student, Dept. of Civil Engineering, Aalborg University, Sohngaardsholmsvej 57, 9000 Aalborg, Denmark

ⁱⁱProfessor, Dept. of Civil Engineering, AAU

ⁱⁱⁱAssistant Professor, Dept. of Civil Engineering, AAU

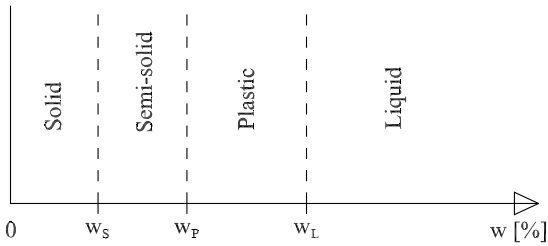


Figure 1: Atterberg limits of clay. After [Ovesen, 2006]

The liquid limit has in Denmark traditionally been determined by use of the Casagrande percussion cup method. This method is however very dependent on the apparatus and the person operating it, resulting in variations of the results. Hansbo (1957) showed through a series of tests that the Fall Cone Apparatus could be used as a quick and easy way to find the strength of soils. Wroth and Wood (1978) found that the liquid limit test establishes the water content, at which the clay has a certain undrained shear strength. They suggested, based on series of tests, that the liquid limit corresponds to a fall depth of 10 mm when using a cone weighing 60 g and having an angle of 60°.

Wasti (1987) compared liquid limits in the range between 27 % and 110 %, found by using the Casagrande and the Fall Cone method, of 15 soils from different locations in Turkey. The correlation found was given by:

$$w_L(FC) = 1.0056 \cdot w_L(C) + 4.92 \quad (1)$$

where $w_L(FC)$ and $w_L(C)$ is the liquid limit found by respectively the Fall Cone method and the Casagrande method.

The plastic properties of clay is, among other things, dependent on its ability to bind water to the crystal structure. Most clay material is primarily platy hydrous aluminum silicates.

These silicates contains OH-groups and large amounts of water of crystallization. A description of the clay minerals in the Søvind Marl can be found in *Chloride concentration and pHs influence on the Atterberg limits of Søvind Marl* [Grønbech et al., 2010].

Stockmarr (2008) suggest that the plasticity index up to an I_P of 60 % is proportionally to the Loss on Ignition. When the clay is heated to 550 °C, the crystal structure of the clay minerals is disintegrated, and the water of crystallization and the combined OH-groups is liberated. The clay carbonates is considered stable up to 600 °C, and should therefor not be affected by the heating. Stockmarr also linked the Loss on Ignition with the classification of the clay as can be seen in table 1.

Table 1: Classification based on Loss on Ignition. [Stockmarr, 2008]

L.o.I	Classification
< 1 %	Sandy clay or silt or sand
1 % – 2.2 %	Medium plasticity clay
2.2 % – 4.2 %	High plasticity clay
> 4.2 %	Very high plasticity clay

In Eurocode 7 DS/CEN ISO/TS 17892-12 it is stated that the Fall Cone penetration method is the preferred method of determining the liquid limit, compared to the Casagrande Cup method. [Danish Standards Association, 2004]. It is wanted to find if this comparability of the two methods also applies to clays with a very high liquid limit, such as the Søvind Marl.

In this paper the correlation between liquid limit found by the Fall Cone and the Casagrande method is assessed. Additionally a comparison of the plasticity index found by traditional methods and Loss on Ignition is made, for an assessment of the usability of the method on Søvind Marl.

2 Geological description of Søvind Marl

All of the samples of clays tested in this paper is Søvind Marl from Århus Harbor. Søvind Marl is a tertiary sediment. The tertiary clays in Denmark is located in a belt from Mors in the north west over Århus and the western and southern parts of Fuen to Lolland, as it can be seen in figure 2, where Århus is marked.



Figure 2: The Eocene plastic clay in Denmark. Århus is marked with \circ . [Thøgersen, 2001]

The climate of the Eocene periode was in Denmark tropical or subtropical, and the sediments of the periode are all deposited in the ocean of the time. The changes in the characteristic of the sediments is due to the changes in the water level and the degree of living organisms of the time. The sediments changes from limestone in the earlier deposits to clays and silt in the latest deposits. Through the Eocene layers around 180 layers of ashes from volcanic eruption can be found, evidence of a great and

long lasting geological change. Above the layers of ashes a plastic clay is found, where up to 90 % of the particles has a grain diameter less the $2 \mu\text{m}$. In Århus Søvind Marl is located to depths of 70 m and has a very high concentration of lime. The lime concentration varies from very light, 1 %, to highly limy, 65 %. The lime comes from coccoliths that lived when the Søvind Marl was deposited [Okkels, 2008].

Based on the coccoliths the age of the Søvind Marl at the location in Århus is determined. The coccoliths are all from the NP zone 15 and 16, estimating the age of the Søvind Marl to be between 40.5 and 46 million years old. It was determined that all the samples was from the Middle Eocene age, and thus the oldest part of the Søvind Marl Formation. The lowest sample, from a depth of 69 m, is estimated to be located at the transition from the lower Little Belt Clay Formation to the Søvind Marl Formation. The formations is located in a correct stratigraphically order, with no overlapping. [Thomsen, 2008]

3 Methods

Three methods have been use to determine the plasticity Index of the Søvind Marl. And there are found pro and cons with them all.

The tests done by the Casagrande Cup and the Fall Cone Apparatus is both done by gradually adding more de-ionised water. Therefor these experiments are carried out simultaneously on the same material. Whereas the Loss on Ignition is done on a separat, yet identical, sample of the material.

Casagrande method

The Casagrande Cup tests are carried out as described in *Manual for laboratory tests* [Danish Geotechnical Society, 2001], on an apparatus with a base of bakelite and a brass cup, figure 3, as the standard is in Denmark. The liquid limit is defined as the water content at which the groove closes over a distance of 12 mm after 25 strokes at a rate of 2 strokes per second.




Figure 3: The Casagrande Cup apparatus used for the tests.

The Casagrande Cup is a well known method, which has been used all over the world for many years. The results obtained by this method is however very dependent on the person operation the Casagrande Apparatus, thus making it hard to replication the results when the same test is carried out on the same material, but by a different person. The factors dependent on the operator includes the rate at which the cup is dropped, judgement on when the sample is touching over a distance of 12 mm, the placement of the sample in the cup and the making of the groove. Other factors that might influence the results is the materiale and state of the base and the cup, variations in the vertical drop of the cup, the fundaments

stability and the grooving tool. [Prakasha, 2002]

Fall Cone Method

The Fall Cone tests are carried out as described in *Manual for usage of Fall Cone Apparatus to determine the Liquid Limit* [Grønbech, 2010]. A Geonor Fall Cone Apparatus without a timer and with a 60 g/60° cone were used, figure 4. The water content corresponding to a fall depth of 10 mm is described as the liquid limit.




Figure 4: The Fall Cone apparatus used for the tests.

The Fall Cone is widely known throughout the world, and the accepted standard in many countries. The Fall Cone has the advantage over the Casagrande cup that the operation of the apparatus is not affected by the operator, and the results are thereby comparable independent of the user. When using the Fall Cone Apparatus, one should be aware of the state of the cone, since a worn cone can affect the fall depth, and thereby the results of the liquid li-

mit. Air pockets trapped in the clay can also influence the fall depth.

For both the Casagrande cup and the Fall Cone method, the clay should be homogenized and the water content brought to a level close to yet under the liquid limit, which is a time-consuming process. The homogenizing of the clay is a very important part of finding the liquid limit, and should be done carefully. Not homogenizing the clay sufficient or mixing air in the clay can have a great influence on the outcome of the liquid limit.

The plastic limit is found by rolling the clay on a glass plate into stings with a diameter of 3 mm before they crumbled as described in DS/CEN ISO/TS 17892-12 [Danish Standards Association, 2004].

Loss on Ignition method

The tests with Loss on Ignition on the clay is carried out as described in DS/EN 12879 [Danish Standards Association, 2001].

Finding the plasticity index of a clay using the Loss on Ignition, is a new and fairly untested method. Stockmarr (2008) proposed a correlation between the Loss on Ignition and the plasticity index:

$$I_P = 12.5 \cdot L.O.I(\%) - 2.5 \quad (2)$$

where L.O.I(%) is the Loss on Ignition in percent.

Finding the plasticity index by means of the Loss on Ignition, is an easy and simple method, completely independent of users or apparatus. There are however factors that increase the Loss on Ignition, but do not increase the plasticity of the clay, like non plastic organic ma-

terial, such as plant material, and other non plastic materials, like rust.

The Loss on Ignition method is not considered usable on clays which have been subject to diagenesis processes like chemical, biological or physical changes.

4 Results

The liquid limit, by the Casagrande and the Fall Cone method, is found on 23 clay samples from two places on Århus Harbor, L*H 9 and L*H 11, to depths of respective 49 m and 69 m.

The liquid limits over the depth can be seen in figure 5. The liquid limit from L*H 9 can also be seen in table 2.

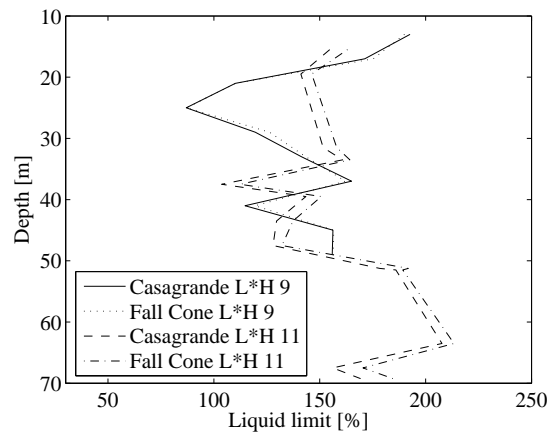


Figure 5: The liquid limits found by respectively the Casagrande and the Fall Cone method for L*H 9 and L*H 11.

It is shown in figure 5 that the liquid limit found by the two methods gives similar results and follows the same pattern. A comparison of the liquid limit found by the two methods can be seen in figure 6.

The relation between the liquid limit of the Søvind Marl in the range of 80 % to 215 %

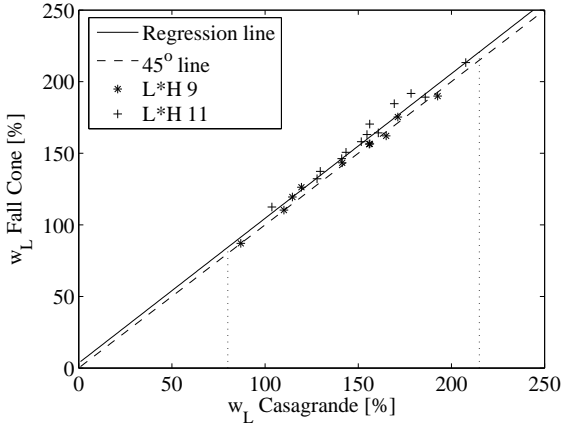


Figure 6: The relation between the liquid limit found by Casagrande method versus Fall Cone method. The dotted line marks the range of the liquid limit.

found by the two methods in figure 6 can by using linear regression analysis using the least squares method be described as:

$$w_L(FC) = 1.0106 \cdot w_L(C) + 3.49 \quad (3)$$

The found relation shows, that the liquid limit found by the two methods correlates very well.

The plasticity chart of the Søvind Marl can be seen in figure 7, where the A-line is described by equation 4.

$$I_P = 0.73 \cdot (w_L - 20) \quad (4)$$

All the samples lies above the A-line, equation 4, and from a w_L of 86 % and higher, this classifies the Søvind Marl as a very high plasticity clay. The dashed line in figure 7, marks the normal range of the plasticity chart. The plasticity of the Søvind Marl is therefor well outside the normal classification range of clay.

The plasticity index is found for 10 samples of clay from drilling L*H 9 from Århus Harbor.

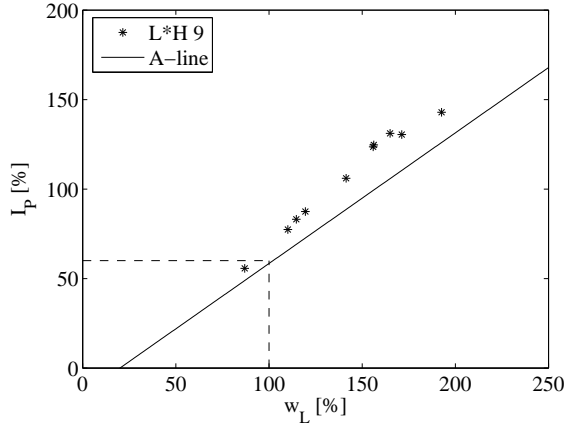


Figure 7: Plasticity chart of Søvind Marl from L*H 9. The A-line comes from equation 4.

The liquid and plastic limits, the Loss on Ignition and the plasticity index can be seen in table 2. The same plastic limit is used when finding the plasticity index from both the Fall Cone and the Casagrande method, since the Danish Standard Association only stipulates one method to determine the plastic limit.

The plasticity index from all three methods can be see over the depth in figure 8.

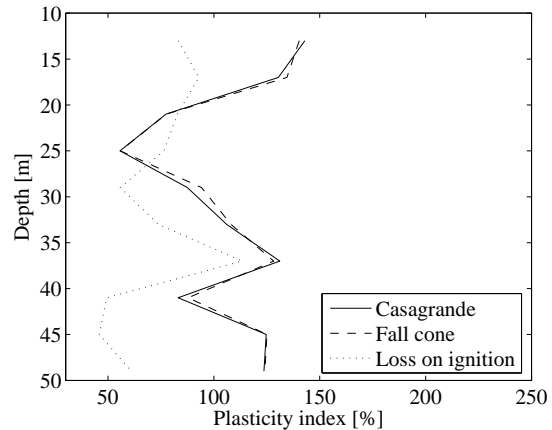


Figure 8: Plasticity index found using Casagrande method, Fall Cone method and Loss on Ignition.

It is clear from 8 that there is no clear correla-

Table 2: The liquid and plastic limit, the Loss on Ignition and the plasticity Index of the 10 samples from L*H 9.

Depth [m]	Casagrande			Fall Cone		Loss on Ignition	
	w_P [%]	w_L [%]	I_P [%]	w_L [%]	I_P [%]	L.o.I [%]	I_P [%]
13	49.7	192.6	142.9	190.0	140.3	6.86	83.3
17	40.8	171.3	130.4	175.3	134.5	7.63	92.9
21	32.8	110.2	77.4	110.3	77.5	6.82	82.8
25	31.3	87.0	55.7	87.1	55.8	6.32	76.5
29	32.1	119.6	87.5	126.3	94.2	4.66	55.8
33	35.3	141.4	106.1	143.4	108.1	6.11	73.8
37	33.9	165.0	131.1	162.2	128.3	9.26	113.3
41	31.6	114.7	83.1	119.4	87.9	4.15	49.4
45	31.5	156.2	124.7	156.6	125.1	3.87	45.9
49	32.3	155.9	123.6	156.4	124.1	5.09	61.1

tion between the Loss on Ignition and the plasticity index for these samples of Søvind Marl. I_P for Søvind Marl can therefore not be determined by Loss on Ignition.

We can see from figure 7, that the Søvind Marl is a very high plasticity clay. This can also be seen when the Loss on Ignition of the Søvind Marl, table 2, is compared to the classification based on the Loss on Ignition proposed by Stockmarr, tabel 1.

(1987), equation 1, suggesting that the use of the Fall Cone offers satisfactorily results when used on Søvind Marl. The results of the Fall Cone method had a little higher liquid limit than the results from the Casagrande method, as can be seen from equation 3, but the difference is shown to be almost constant independent of the liquid limit and of such little magnitude that the difference is negligible. The liquid limit of Søvind Marl can therefore be considered equal independent of the method.

5 Discussion

The purpose of this paper is to compare and assess the liquid limit of the plastic tertiary clay Søvind Marl found by Casagrande Cup and Fall Cone method, as well as the plasticity index found using these methods and the Loss on Ignition.

First the liquid limits were found using the Casagrande and Fall Cone methods, figure 5. It was shown that the results of the two methods has a good correlation. The findings in this paper correspond well with the findings of Wasti

$$w_L(FC) \approx w_L(C) \quad (5)$$

The plasticity index of the Søvind Marl from L*H 9 is also attempted to be found by the Loss on Ignition, as suggested by Stockmarr (2008). The plasticity index from the Loss on Ignition is compared to the plasticity index found by the Casagrande and the Fall Cone methods. It is found that for Søvind Marl with I_P in the range of 55 % to 145 % there is no correlation between the Loss on Ignition and the plasticity index. There is a good relation between the Loss on Ignition and the classification of the Søvind Marl. Loss on Ignition can

therefor be use as a simple method to classify the plasticity of the Søvind Marl.

6 Literature

Danish Standards Association, 2001, DS/EN 12879, Characterization of sludges - Determination of the Loss on Ignition of dry mass

Danish Standards Association, 2004, DS/CEN ISO/TS 17892-12, Geotechnical investigation and testing - Laboratory testing of soil - Part 12: Determination of Atterberg limits

Danish Geotechnical Society, 2001, Manual for laboratory tests, DGF-bulletin 15, paragraph 3.5

Grønbech, Gitte Lyng and Ibsen, Lars Bo and Nielsen, Benjamin Nordahl, 2010, Chloride concentration and pHs influence on the Atterberg limits of Søvind Marl, Aalborg University

Grønbech, Gitte Lyng, 2010, Manual for usage of Fall Cone Apparatus to determine the Liquid Limit, Aalborg University

Hansbo, Sven, 1957, A New approach on the determination of shear strength of clay by fall-cone test, Royal Swedish Geotechnical Institute, Proceedings no.14

Okkels, Nik and Juul, Karsten, 2008, Søvindmergel, GEO

Ovesen, Niels Krebs and Fuglsang, Leif and Bagge, Gunnar, 2007, Lærebog i Geoteknik, Lyngby

Prakasha, K. and Sridharan, A, 2002, Determination of liquid limit from equilibrium sediment volume, Géotechnique 52, No. 9

Stockmarr, Peter, 2008, Bestemmelse af plasticitetsindeks ud fra glødetab på uorganisk materiale, NGM 2008.

Thøgersen, Lotte, 2001, Effects of Experimental Techniques and Osmotic Pressure on the Measured Behavior of Tertiary Expansive Clay, Vol. 1, Aalborg University

Thomsen, Erik, 2008, Coccolith-stratigrafiske undersøgelser af boringer i Århus Havn, Geological Institute Århus University

Wasti, Yildiz, 1987, Liquid and Plastic Limits as Determined from the Fall Cone and the Casagrande Methods, Geotechnical Testing Journal, Volume 10, Number 1

Wroth, C. P. and Wood, D. M., 1978, The correlation of index properties with some basic engineering properties of soils, Canadian Geotechnical Journal, Vol. 15 No 2

Recent publications in the DCE Technical Report Series

DCE Technical Report No. 088, Chloride concentration and pHs influence on the Atterberg limits of Søvind Marl, Gitte Lyng Grønbech, Lars Bo Ibsen and Benjaminn Nordahl Nielsen

DCE Technical Report No. 089, Determination of the deformation properties of Søvind Marl, Gitte Lyng Grønbech, Benjaminn Nordahl Nielsen and Lars Bo Ibsen

