

RESEARCH OUTPUTS / RÉSULTATS DE RECHERCHE

Safety Monitoring of COVID-19 Vaccines

Durand, Julie; Dogné, Jean Michel; Cohet, Catherine; Browne, Kate; Gordillo-Marañón, María; Piccolo, Loris; Zaccaria, Cosimo; Genov, Georgy

Published in:
Clinical Pharmacology and Therapeutics

DOI:
[10.1002/cpt.2828](https://doi.org/10.1002/cpt.2828)

Publication date:
2023

Document Version
Publisher's PDF, also known as Version of record

[Link to publication](#)

Citation for pulished version (HARVARD):

Durand, J, Dogné, JM, Cohet, C, Browne, K, Gordillo-Marañón, M, Piccolo, L, Zaccaria, C & Genov, G 2023, 'Safety Monitoring of COVID-19 Vaccines: Perspective from the European Medicines Agency', *Clinical Pharmacology and Therapeutics*, vol. 113, no. 6, 10.1002/cpt.2828, pp. 1223-1234.
<https://doi.org/10.1002/cpt.2828>

General rights

Copyright and moral rights for the publications made accessible in the public portal are retained by the authors and/or other copyright owners and it is a condition of accessing publications that users recognise and abide by the legal requirements associated with these rights.

- Users may download and print one copy of any publication from the public portal for the purpose of private study or research.
- You may not further distribute the material or use it for any profit-making activity or commercial gain
- You may freely distribute the URL identifying the publication in the public portal ?

Take down policy

If you believe that this document breaches copyright please contact us providing details, and we will remove access to the work immediately and investigate your claim.

Safety Monitoring of COVID-19 Vaccines: Perspective from the European Medicines Agency

Julie Durand^{1,*}, Jean-Michel Dogné², Catherine Cohet³, Kate Browne¹, María Gordillo-Marañón³, Loris Piccolo³, Cosimo Zaccaria¹ and Georgy Genov¹

Prior to deployment of coronavirus disease 2019 (COVID-19) vaccines in the European Union in 2021, a high vaccine uptake leading to an unprecedented volume of safety data from spontaneous reports and real-world evidence, was anticipated. The European Medicines Agency (EMA) implemented specific activities to ensure enhanced monitoring of emerging vaccine safety information, including intensive monitoring of reports of adverse events of special interest and the use of observed-to-expected analyses. The EMA also commissioned several independent observational studies using a large network of electronic healthcare databases and primary data collection via mobile and web-based applications. This preparedness was key for two high-profile safety signals: thrombosis with thrombocytopenia syndrome (TTS), a new clinical entity associated with adenovirus-vectored vaccines, and myocarditis/pericarditis with messenger RNA vaccines. With no existing case definition nor background rates, the signal of TTS posed particular challenges. Nevertheless, it was rapidly identified, evaluated, contextualized and the risk minimized thanks to close surveillance and an efficient use of available evidence, clinical expertise and flexible regulatory tools. The two signals illustrated the complementarity between spontaneous and real-world data, the former enabling rapid risk identification and communication, the latter enabling further characterization. The COVID-19 pandemic has tremendously enhanced the development of tools and methods to harness the unprecedented volume of safety data generated for the vaccines. Areas for further improvement include the need for better and harmonized data collection across Member States (e.g., stratified vaccine exposure) to support signal evaluation in all population groups, risk contextualization, and safety communication.

After emerging in late 2019 in Wuhan, China, the severe acute respiratory syndrome-coronavirus 2 (SARS-CoV-2) virus rapidly turned into a global pandemic with devastating morbidity and mortality. Safe and effective vaccines were urgently needed to control the public health impact of coronavirus disease 2019 (COVID-19) and allow societies to re-open. COVID-19 vaccines were developed at unprecedented speed and approved in an accelerated manner by many regulatory authorities. In the European Union, COVID-19 vaccines were authorized following a “rolling review,” a regulatory tool used by the European Medicines Agency (EMA) to speed up the assessment of promising medicines during public health emergencies without compromising quality, efficacy, and safety.¹ By March 2021, a year after the World Health Organization (WHO) officially declared COVID-19 a pandemic, 4 COVID-19 vaccines had received a centralized conditional marketing authorization in the European Union. An overview of the vaccines is provided in [Table 1](#).

Prior to the approval of COVID-19 vaccines, it was anticipated that the mass vaccination campaigns required to control the pandemic would result in an unprecedented volume of safety data from spontaneous reporting systems, the scientific literature, and

pharmacoepidemiological studies. Moreover, many vaccine candidates were based on innovative platforms, such as messenger RNA (mRNA) or viral vectors. Except for two recent Ebola vaccines based on viral vectors with limited patient exposure,^{2,3} such vaccines had not been previously authorized, and thus did not have established postmarketing safety profiles. The rapid detection, prioritization, assessment, communication, and management of emerging safety information that may impact the benefit–risk of the vaccines once deployed were therefore essential to guide vaccination policy makers and maintain public confidence in the vaccines. These European Union preparedness activities were outlined in a specific pharmacovigilance plan, which built on the experience gained during the 2009 H1N1 influenza pandemic while taking into account COVID-19 specificities.⁴

A list of adverse events of special interest (AESI; i.e., adverse events to closely monitor during and after the development of COVID-19 vaccines), was proposed by the Brighton Collaboration within the Safety Platform for Emergency vACCines (SPEAC).⁵ Whereas AESIs are essential to focus monitoring efforts, the occurrence of serious unpredictable safety issues, particularly in a mass vaccination context, remains a top-of-mind concern for regulators.

¹Pharmacovigilance Office, European Medicines Agency, Amsterdam, The Netherlands; ²Department of Pharmacy, Namur Research Institute for Life Sciences, University of Namur, Namur, Belgium; ³Data Analytics and Methods Task Force, European Medicines Agency, Amsterdam, The Netherlands. *Correspondence: Julie Durand (julie.durand@ema.europa.eu)

Received September 5, 2022; accepted December 12, 2022. doi:10.1002/cpt.2828

Table 1 Overview of COVID-19 vaccines approved in the European Union as of May 2022

Approval date	Name	MAH	INN/common name	Platform	Target population	Doses administered in the EEA ^a	Cases in EV from EEA ^b
December, 21, 2020	Comirnaty	BioNTech Manufacturing GmbH	Tozinameran, COVID-19 mRNA vaccine (nucleoside modified)	Nucleic acid	5+ years	640 million	786,983
January 6, 2021	Spikevax (previously COVID-19 Vaccine Moderna)	Moderna Biotech Spain, S.L.	Elasomeran, COVID-19 mRNA vaccine (nucleoside-modified)	Nucleic acid	6+ years	152 million	219,135
January 29, 2021	Vaxzevria (previously COVID-19 Vaccine AstraZeneca)	AstraZeneca AB	COVID-19 vaccine (ChAdOx1-S (recombinant))	Viral vector	18+ years	69 million	276,697
March, 11, 2021	Jcovden (previously COVID-19 Vaccine Janssen)	Janssen-Cilag International NV	COVID-19 vaccine (Ad26, COV2-S (recombinant))	Viral vector	18+ years	19.5 million	50,410
December 20, 2021	Nuvaxovid	Novavax CZ, a.s.	COVID-19 vaccine (recombinant, adjuvanted)	Protein	18+ years	210,000	964

COVID-19, coronavirus disease 2019; EEA, European Economic Area; EV, EudraVigilance; INN, international nonproprietary name; MAH, marketing authorization holder; mRNA, messenger RNA.

^aAs of May 15, 2022 sourced from the European Centre for Disease Prevention and Control (ECDC).

^bAs of May 29, 2022.

A notable example is the risk of narcolepsy with the adjuvanted 2009 H1N1 pandemic influenza vaccine Pandemrix.⁶ The pathogenesis is still not fully elucidated, with several hypotheses including the role of a wild-type virus infection through a multifactorial mechanism involving antigen mimicry.^{7,8} Narcolepsy was not on the AESI list for H1N1 pandemic vaccines as it had not been causally associated with any vaccine before.⁹

In this paper, we provide an overview of the main tools implemented by the EMA to monitor emerging safety information on COVID-19 vaccines approved in the European Union, with an emphasis on EudraVigilance data and real-world evidence from observational studies. We describe how these tools were mobilized for two high-profile signals: thrombosis with thrombocytopenia syndrome (TTS) with adenovirus vaccines (initially ChAdOx1-S, Vaxzevria), and myocarditis/pericarditis with mRNA vaccines (Comirnaty and Spikevax; **Table 2**). Both signals were associated with challenges and achievements, which are a valuable source of lessons for the continued monitoring of COVID-19 vaccines and future pandemic preparedness.

MONITORING TOOLKIT

Enhanced monitoring of case reports in EudraVigilance

A signal is information on a new potentially causal association, or a new aspect of a known association, between a drug and an event that requires further investigation.¹⁰ In a mass vaccination program which involves large exposure over a relatively short time period, signal detection should be conducted in real-time, where feasible.¹¹

EudraVigilance is the system for collecting, managing, and analyzing suspected adverse reactions to medicines authorized in the European Economic Area (EEA).¹² According to EU legislation, serious individual case safety reports should be submitted to EudraVigilance by national competent authorities of EU Member States or marketing authorization holders within 15 calendar days.¹³ A shorter timeframe was encouraged whenever feasible for case reports with COVID-19 vaccines containing AESIs, or fatal or life-threatening events.⁴ Emphasis was also placed on the quality of information in case reports which is important for causality assessment.

Signal detection in EudraVigilance is based on an integrated approach that combines: (i) quantitative aspects using the reporting odds ratio as measure of disproportionality together with defined thresholds for case counts; and (ii) clinical considerations that take account of fatal, important or designated medical events.¹⁴ This approach is implemented in periodic monitoring reports that provide summarized information on case reports received for a drug of interest and are used by the EMA and Member States to perform routine signal detection in EudraVigilance. The standard monitoring periodicity for newly authorized medicines is fortnightly, but for COVID-19 vaccines, monitoring reports were initially screened weekly (**Figure S1**).

To ensure an enhanced monitoring of AESIs, we developed a list of targeted medical events for vaccines. The list was largely based on the AESI list developed by the SPEAC on the basis of proven associations with immunization, theoretical concerns linked to immunopathogenesis, nonclinical data, or the SARS-CoV-2 infection itself.⁵ We, however, introduced some adaptations mainly

Table 2 Main characteristics of the signals of TTS and myocarditis/pericarditis

	Thrombosis with thrombocytopenia syndrome	Myocarditis/pericarditis
Origin	Europe	Israel
Vaccines (platform)	Vaxzevria, Jcovden (adenovirus)	Comirnaty, Spikevax (mRNA)
Novelty	New clinical entity	Known conditions
Prespecified AESI	No	Yes
Background incidence rates	None	ACCESS
Case definition	Several proposed	Brighton collaboration
Risk groups	Not confirmed	Young male subjects
Dose at risk	First dose ^a	Second dose ^b
TTO main window (days)	21	14
Public health relevance	Complex new syndrome with high fatality rate that emerged rapidly after start of rollout	Signal in young vaccinees in context of upcoming rollout to pediatric populations
Procedural and regulatory actions	Ad Hoc Expert Group (Vaxzevria) Risk contextualisation (art. 5.3 of reg 726/2004) (Vaxzevria) Update of PI and RMP DHPC	Update of PI and RMP DHPC

ACCESS, vACCine covid-19 monitoring readinESS; AESI, Adverse Event of Special Interest; DHPC, Direct Healthcare Professional Communication; mRNA, messenger RNA; PI, Product Information; RMP, Risk Management Plan; TTO, time-to-onset; TTS, thrombosis with thrombocytopenia syndrome.

^aThe risk of TTS after a booster dose of Jcovden or Vaxzevria has not been characterized.

^bThe risk of myocarditis after a third or booster dose of Spikevax or Comirnaty has not been characterized.

driven by feasibility, having in mind that causality is more readily assessed via spontaneous reports for certain events, whereas active surveillance is more appropriate for others. The targeted event list consists of a mapping of selected AESIs to preferred terms (PTs) of the Medical Dictionary for Regulatory Activities (MedDRA; [Table S1](#)). The list is refined regularly based on experience. In early stages of vaccine deployment, case reports containing targeted events are reviewed in an almost “real-time” manner using a case review tracking system, until there is enough evidence for escalation (e.g., raising a signal), or until the volume of reports makes alternative approaches more appropriate (e.g., review of aggregated data via monitoring reports).

Observed-to-expected analyses

Observed-to-expected (O/E) analyses compare the number of “observed” cases of an event in vaccinees recorded in a data collection system, to the number of “expected” cases (i.e., those that would have naturally occurred in the same population without vaccination), estimated from background incidence rates.¹⁵

In O/E analyses conducted by the EMA, “observed” cases are based on spontaneous reports in EudraVigilance from the EEA. Risk periods are generally determined based on published case definitions, biological plausibility (e.g., 42 days for Guillain-Barre syndrome¹⁶) or time-to-onset distribution. COVID-19 vaccine exposure data required to calculate the number of “expected” cases is extracted from the European Centre for Disease Prevention and Control (ECDC) website.¹⁷ As ECDC data are not stratified by age and gender for all countries, further processing is performed by the EMA using stratified distribution data actively obtained from a subset of Member States, assuming a similar vaccine distribution across countries. Background incidence rates for AESIs were generated by the ACCESS project (vACCine covid-19 monitoring readinESS). ACCESS was launched by the EMA in April

2020 and coordinated by University Medical Center (UMC) Utrecht with the Vaccine monitoring Collaboration for Europe (VAC4EU).¹⁸ The first set of background rates was made available mid-December 2020, in time for the authorization of the first COVID-19 vaccine in the European Union.¹⁹ For events not addressed in ACCESS data (e.g., non-AESIs) or requiring further refinement, background rates are ascertained from healthcare databases the EMA has access to.

The O/E analysis is a useful quantitative signal detection tool for vaccines, particularly during mass vaccination, yet it is not intended to prove or exclude a causal association.¹¹ O/E analyses are subject to caveats and limitations that should be considered when interpreting their results. (i) *Comparability*. Expected and observed cases are ascertained from data sources with different characteristics, including coding dictionaries and diagnostic criteria. An important preliminary step to O/E analyses involves a careful mapping between MedDRA terms for the “observed” cases and the International Classification of Diseases (ICD) codes generally used in healthcare databases. A poor alignment between the codes may affect the validity and interpretability of the O/E results. (ii) *Representativeness*. Background rates are ascertained from national databases that may not be fully representative of the entire EEA. Besides, there can be substantial heterogeneity when background rates are available from multiple databases. The background population may also differ from the exposed population, when certain at-risk groups are prioritized for vaccination. (iii) *Underestimation of the observed cases*. There may be under-reporting of some events, or delayed reporting, especially in a health crisis context where backlog may occur. (iv) *Overestimation of the observed cases*. Some events may be more intensively diagnosed and reported in vaccinees (“observed”) than in routine clinical practice (“expected”). Sensitivity analyses are performed, when relevant, to mitigate these limitations and other uncertainties (e.g., diagnostic certainty and

time-to-onset). Despite their caveats, O/E analyses, particularly when stratified by age and gender, have provided additional evidence on the safety profile of each COVID-19 vaccine.

Reporting rates

Reporting rates are a simple and useful tool to contextualize events by giving a sense of their magnitude. We have used crude reporting rates to view trends over time in order to explore the impact of regulatory actions as well as differences within each vaccine among doses, gender, or age groups. Reporting rates also have limitations. For example, they do not account for the time the vaccinated population is at risk of the event, or differences in vaccination schedules (e.g., demographics change at different stages of the vaccination campaign). Public awareness may also favor certain reports in some periods and impact reporting rates.

Observational studies

Post-authorization safety studies conducted by vaccine manufacturers are described in the risk management plans, which are published on the EMA website for COVID-19 vaccines. In addition, independent observational studies were commissioned by the EMA (Figure 1). In January 2020, the EMA launched an early hypothesis-generating, active surveillance study to monitor the first vaccinations.^{20,21} It included primary data collection in 7 countries and parallel cohort monitoring of AESIs and COVID-19 diagnoses before and after vaccination in large healthcare databases. The study provided a framework for further readiness and generation of new background rates and pharmacoepidemiological analyses. This first early study transitioned into a larger study, including a monitoring of special populations in the primary data collection part (e.g., pregnant women and immunocompromised populations), whereas the secondary data component reinforces the framework to promptly address emerging safety concerns.^{22,23} Of note, children and adolescents are included in the prospective component of the larger study as well as dedicated EMA-funded safety studies. The EMA also procured multinational etiological studies to further address emerging safety concerns, such as TTS. Finally, international studies were initiated through collaborations with the US Food and Drug Administration (FDA) and other regulators, such as Health Canada.

CASE STUDIES

Thrombosis with thrombocytopenia syndrome

On March 7, 2021, the Austrian Agency for Health and Food Safety (AGES) alerted the EU regulatory network to unusual

cases of thromboembolic events, one of which was fatal, following administration of Vaxzevria (COVID-19 Vaccine AstraZeneca at the time), and suspended the use of a specific batch of the vaccine. Over the following days, more Member States paused vaccination with certain batches of Vaxzevria or with the vaccine altogether. On March 9, 2021, based on a preliminary assessment by the EMA’s Pharmacovigilance Risk Assessment Committee (PRAC) and Biologics Working Party, a batch-specific issue was considered unlikely. A broader evaluation of thromboembolic events by PRAC was initiated, including EudraVigilance, quality, clinical, preclinical, and literature data, which led to the identification of a new risk possibly linked to Vaxzevria: a rare combination of thrombosis with thrombocytopenia.²⁴ By March 24, 2021, the product information was updated and healthcare professionals and the public were warned about the risk.²⁵ An independent expert meeting was convened on March 29, 2021, gathering experts in hematology, neurology, cardiology, infectiology, immunology, virology, and epidemiology from all over Europe. A causal association between Vaxzevria and TTS was considered plausible from that point on.²⁶ To better inform national vaccination campaigns, the European Commission requested under Article 5(iii) of Regulation (EC) No. 726/2004,²⁷ that the EMA’s Committee for Medicinal Products for Human Use (CHMP) review available data to further characterize the risks and benefits of Vaxzevria in different populations, identify possible risk factors, and provide a recommendation regarding a second dose. This exercise revealed that the benefits of Vaxzevria increased with age and infection rates. There was not enough evidence to contextualize the risk according to sex, nor to change the existing recommendation regarding a second dose.^{28,29} These regulatory steps are summarized in Figure S2.

TTS presents similar clinical and serological features to heparin-induced thrombocytopenia. Both syndromes are associated with high-titer immunoglobulin G class antibodies directed against the cationic platelet chemokine, platelet factor 4 (PF4).³⁰ These antibodies activate platelets leading to platelet consumption and thromboembolic complications. TTS can manifest as venous thrombosis, often in unusual locations, such as the cerebral or abdominal veins, as well as arterial thrombosis, concomitant with thrombocytopenia. The term “thrombosis with thrombocytopenia syndrome” was proposed by the Brighton Collaboration for case finding³¹ and has generally been adopted by regulators around the world to designate the adverse reaction to adenovirus-based

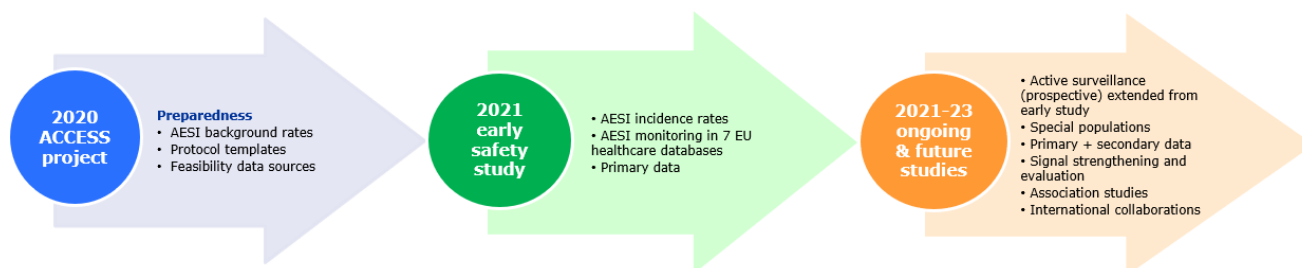


Figure 1 Generation of real-world evidence from the early COVID-19 pandemic to extended vaccine monitoring. AESI, adverse event of special interest; COVID-19, coronavirus disease 2019; EU, European Union.

COVID-19 vaccines. “Vaccine-induced thrombotic thrombocytopenia” (VITT), which designates the same syndrome but implies a causal association with vaccination and the involvement of anti-PF4 antibodies, seems preferred by clinical researchers. Strictly speaking, coincidental thrombosis and thrombocytopenia can occur in clinical contexts other than post-vaccination, for instance in cancer or thrombotic thrombocytopenic purpura.³²

In the months that followed the emergence of the signal, several case definitions of TTS were developed by regulators and researchers. The working definition used by the US Centers for Disease Control and Prevention (CDC) comprised two tiers based on the location of thrombosis (unusual or common) and the presence or absence of anti-PF4 antibodies.³³ A panel of British hematologists defined VITT cases according to 5 criteria considering time-to-onset, thrombosis, thrombocytopenia, D-dimer levels, and anti-PF4 antibodies. Cases are classified as definite, probable, possible, or unlikely depending on the criteria met.³⁴ The Brighton Collaboration’s interim definition was less specific as anti-PF4 antibodies were not required at any level.³¹

When the signal of TTS emerged, there were no case definition, background incidence rates, or specific MedDRA terms.[†] Early O/E analyses were based on background rates using proxies, such as coagulation disorders, disseminated intravascular coagulation, and cerebral venous sinus thrombosis (CVST), regardless of thrombocytopenia. These rates were calculated by ACCESS using two databases (ARS Tuscany for Italy and FISABIO for Spain).¹⁸ Observed cases were EudraVigilance reports of thromboembolic events (Standardized MedDRA query (SMQ) “Embolic and thrombotic events”), disseminated intravascular coagulation, and CVST, respectively. The number of observed cases of CVST was higher than expected, especially in the younger age groups. This imbalance persisted when observed cases of CVST were stratified according to the presence or absence of thrombocytopenia (Figure 2). Of note, CVST without thrombocytopenia was later added to Vaxzevria’s product information.³⁵ For disseminated intravascular coagulation and thromboembolic events in general, the observed number of cases was lower than expected, except in the younger age groups.²⁴ In cases of thrombosis with thrombocytopenia reported to EudraVigilance, there was a female predominance. This was reflected in the initial warning on TTS included in Vaxzevria’s product information. Vaccine exposure data stratified by gender were actively sought from Member States to support the contextualization exercise. However, few countries were able to provide such information, thus the analyses could not conclude on whether or not sex was a risk factor for TTS.²⁸ The reference to women was later removed from the product information based on further evidence.^{34,36} Jcovden (then COVID-19 Vaccine Janssen) had not been deployed in the European Union when the first TTS cases were reported in the United States. The evaluation of available evidence by PRAC led to regulatory actions similar to those taken for Vaxzevria.³⁷

Since the TTS signal emerged, a “proxy” approach has been used to retrieve potential cases from EudraVigilance, based on the co-reporting of at least one PT from the MedDRA SMQ “Embolic and thrombotic events” and one MedDRA PT suggestive of thrombocytopenia in the reaction field (Table S2). Other fields, such as

case narrative or test results, are not routinely screened during case retrieval. A manual case adjudication by the EMA clinical experts was performed in the early stages of signal evaluation, until no longer feasible due to scalability issues. The “proxy” strategy has specificity and sensitivity issues. On one hand, a non-negligible proportion of retrieved cases – up to 30 or 40% based on experience from routine pharmacovigilance procedures – do not meet TTS criteria upon further scrutiny. On the other hand, actual TTS cases may be missed, if, for instance, no thrombocytopenia-related term is coded as a reaction, or if the case represents a less typical presentation of TTS (e.g., with normal platelet count).³⁸ The inclusion of a specific term for TTS in MedDRA was essential, but only applicable to prospective cases.

Despite their limitations, analyses of EudraVigilance data were key to the evaluation and characterization of the signal. EudraVigilance has also been used by independent research teams working on TTS. One team showed that the fatality rate of cases of CVST with thrombocytopenia reported to EudraVigilance after vaccination with the adenoviral vector-based vaccines had significantly decreased over time, suggesting a beneficial effect of earlier recognition and/or improved management of the condition.³⁹

EMA-funded studies relevant to TTS are summarized in Table 3. A cohort study on the association between TTS or venous or arterial thromboembolic events and COVID-19 vaccines, was commissioned by the EMA in summer 2021 and conducted by a consortium led by Erasmus and Oxford universities using several large healthcare databases. The evaluation of the risk of TTS or thromboembolism in vaccinated vs. unvaccinated subjects was limited by confounding by indication due to differences in vaccine uptake and prioritization of specific subgroups for earlier vaccination. Comparative analyses showed a 30% increased risk of thrombocytopenia following 1-dose Vaxzevria (vs. 1-dose Comirnaty), a potential double risk of TTS-venous thromboembolism following Jcovden (vs. 1-dose Comirnaty), and a possible 2-to-4-fold increased relative risk of CVST following Jcovden or Vaxzevria. However, anti-PF4 measurement could not be ascertained from the data, and the study was underpowered for rare events like CVST. Post-vaccine thromboembolism and TTS were observed more commonly among elderly men with specific comorbidities and medicines use, in contrast with spontaneous reports of TTS/CVST, which appeared to affect predominantly younger women. In addition, heparin was frequently used to manage post-vaccine TTS, which suggests that some cases may not represent true VITT because early clinical guidelines warned against its use. Finally, the genetic determinants of post-vaccination venous thromboembolism were consistent with historical data, suggesting a similar etiology.^{40,41}

Studies on the natural history of coagulopathy and use of anti-thrombotic agents in COVID-19 patients were initiated by the FDA and EMA using a joint protocol.⁴² The study in Europe, led by the universities of Erasmus and Oxford, started in Spring 2020; when the TTS signal emerged, a cohort of vaccinated subjects was added. The study estimated the incidence rates of coagulopathies and TTS in four cohorts using databases in two countries: the general population in the pre-pandemic period; unvaccinated individuals with a recent COVID-19 infection; and individuals with

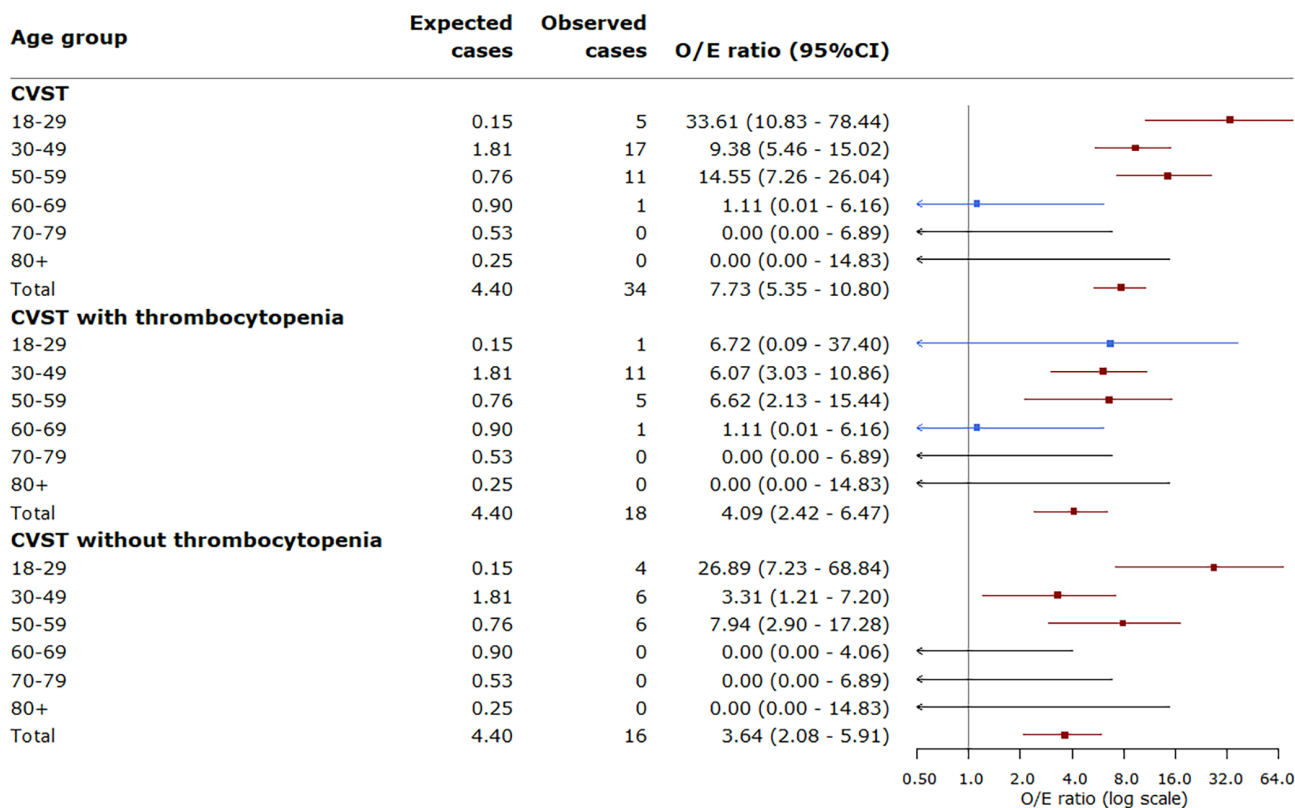


Figure 2 O/E ratios for Vaxzevria and cerebral venous sinus thrombosis (EMA, March 2021). Observed cases extracted from EudraVigilance for the EEA region as of 22 March 2021 (MedDRA preferred terms: Cerebral venous sinus thrombosis, Cerebral thrombosis, Cerebral venous thrombosis, Superior sagittal sinus thrombosis, Transverse sinus thrombosis) and further ascertained manually. Background incidence rates ascertained from the ARS database (Tuscany). Number of vaccinees based on ECDC data as of 21 March 2021. Risk window: 14 days. O/E ratios over 1 with a lower CI over 1 and below 1 are indicated in red and blue, respectively. CI, confidence interval; CVST, cerebral venous sinus thrombosis; ECDC, European Centre for Disease Prevention and Control; EEA, European Economic Area; EMA, European Medicines Agency; O/E, observed-to-expected.

a first dose of Vaxzevria or Comirnaty. Pre-pandemic background rates, although very low, were higher among older and male individuals and those with more comorbidities and greater medication uptake.⁴³⁻⁴⁵

To evaluate the impact of regulatory actions and communications concerning TTS for Vaxzevria and Jcovden, a study was set up in late 2021. The study aims at assessing levels of awareness and changes in attitude among healthcare professionals as well as modifications of national vaccination policies in six Member States.⁴⁶

Myocarditis and pericarditis

Myocarditis and pericarditis have been reported in association with COVID-19 infection and were therefore included in the AESI list developed by SPEAC.⁵ In early 2021, a signal of myocarditis emerged in Israel for Comirnaty. Most cases were mild and resolved within a few days. They occurred predominantly in young (16-19 years) male vaccinees after the second dose. This triggered a review of myocarditis and pericarditis for both mRNA vaccines at the European Union level.

As of May 2021, 145 cases of myocarditis had been reported to EudraVigilance from EEA countries for Comirnaty. Cases were assessed against the Brighton Collaboration’s criteria,⁴⁷ with 66

meeting levels 1-3 of the case definition. A third of these cases occurred after the first dose, a third after the second dose, whereas dose information was missing from the remaining cases. Cases in vaccinees 30 years and younger showed a predominance in men following the second dose. In the majority of cases (99), there were no reported alternative etiologies or confounders. Together with the temporal association (median time-to-onset: 8 days), this suggested a possible causal association with the vaccine. The evidence from cases of pericarditis was somewhat weaker, a causal relationship could not be excluded.⁴⁸ For Spikevax, the exposure was lower than for Comirnaty and there were fewer cases of myocarditis and pericarditis in EudraVigilance by the end of May 2021, but a more than 2-fold increase was observed in the following 3 weeks, which may have been stimulated by media attention.⁴⁹ For O/E analyses of myocarditis, background rates were calculated by ACCESS on the ARS (Tuscany) database.¹⁸ Observed cases were retrieved using the MedDRA High Level Terms (HLTs) “Infectious myocarditis” and “Noninfectious myocarditis (incl. myopericarditis).” Exposure data stratified by age and gender were sourced from ECDC and directly from Member States. O/E ratios were statistically significant in 18-24-year-old men for both vaccines. O/E ratios were generally lower in the older age groups and in women (Figure 3). The

Table 3 Overview of EMA-funded studies relevant to the risk of TTS

Title	Lead	Objectives	Design	Sources/countries	Main findings and limitations
Association between TTS or thromboembolic events, and COVID-19 vaccines ^{40,41}	Erasmus and Oxford universities	(i) To study the association between COVID-19 vaccine and TTS and VTE; (ii) To quantify the association between different COVID-19 vaccine brands and the occurrence of TTS/VTE; (iii) To study the association between pre-specified risk factors and the occurrence of VTE/TTS; (iv) To characterize treatments used after post-vaccine VTE/TTS; (v) Identification of genetic variants associated with venous thromboembolism	Cohort study	Healthcare databases (FR, DE, NL, ES, UK, US)	<ul style="list-style-type: none"> 30% increased risk of thrombocytopenia following 1-dose Vaxzevria (vs 1-dose Comirnaty) double risk of TTS-VTE following Jcovden (vs 1-dose Comirnaty) 2-to-4-fold increased relative risk of CVST following Jcovden or Vaxzevria post-vaccine VTE and TTS more common among elderly men with specific comorbidities and medicines use heparin frequently used to manage post-vaccine TTS genetic determinants of post-vaccination VTE consistent with historical data confounding by indication is likely to have occurred anti-PF4 not ascertained not enough power for CVST
Natural history of coagulopathy and use of anti-thrombotic agents in COVID-19 patients and persons vaccinated against SARS-CoV-2 ^{43–45}	Erasmus and Oxford universities	To estimate incidence rates of coagulopathy and thromboembolic events in the general population, in COVID-19 patients, and in recipients of COVID-19 vaccines	Cohort study	Healthcare databases (FR, DE, IT, NL, ES, UK)	<ul style="list-style-type: none"> Very low pre-pandemic background rates Rates of non-vaccine induced TTS appeared higher among older and male individuals and those with more comorbidities and greater medication uptake, compared to the general population.
Impact of EU label changes and regulatory communication on SARS-CoV-2 adenovirus vector vaccines in context of TTS: risk awareness and adherence ⁴⁶	Utrecht University	To evaluate the impact of the regulatory actions for Vaxzevria and for Jcovden following the 2021 review, in particular: (i) whether HCPs are aware and know about the risk of TTS when administering these vaccines; (ii) whether attitudes of HCPs and general public have changed towards national COVID-19 vaccination programs; (iii) whether national COVID-19 vaccination policies were altered following the regulatory actions.	Web-based questionnaires, semi-structured telephone or online interviews	DK, GR, LV, NL, PT, SI	Study ongoing, results expected in early 2023

COVID-19, coronavirus disease 2019; CVST, cerebral venous sinus thrombosis; DE, Germany; DK, Denmark; EMA, European Medicines Agency; ES, Spain; EU, European Union; FR, France; GR, Greece; HCP, healthcare professional; IT, Italy; LV, Latvia; NL, Netherlands; PF4, platelet factor 4; PT, Portugal; SARS-CoV-2, severe acute respiratory syndrome-coronavirus 2; SI, Slovenia; TTS, thrombosis with thrombocytopenia syndrome; VTE, (venous) thromboembolism.

occurrence of cases of myocarditis and pericarditis was reflected in the product information of the two vaccines and communicated to healthcare professionals and the public.⁵⁰

In the months that followed, two large European pharmacoepidemiological studies including pediatric individuals provided further evidence on the risk of myocarditis and pericarditis following administration of mRNA vaccines: a cohort study based on Nordic registry data, and a case–control study based on the French national health data system.^{51,52} The two studies provided estimates of the number of excess cases of myocarditis after the second dose of mRNA vaccine in young vaccinees compared to unexposed: 0.26 (French data) and 0.57 (Nordic data) per 10,000 for Comirnaty, 1.3 and 1.9 per 10,000, respectively, for Spikevax. These findings were reflected in the product information.^{53,54} The signal was also addressed using the framework coordinated by UMC Utrecht and VAC4EU: a pharmacoepidemiological study was conducted using large healthcare data from four countries, with two study designs. The results confirmed the findings from the French and Nordic countries and also showed that COVID-19 disease itself increased the incidence rates of these events.⁵³

LESSONS LEARNED

On facing a massive influx of spontaneous reports

Due to the nature of the COVID-19 pandemic, the uptake of the vaccines and thus the reporting of suspected adverse reactions had been anticipated to be very high, much higher than for the 2009 A/H1N1 pandemic. This prediction was confirmed: within 3 months of the start of the deployment of COVID-19 vaccines in the EEA, the total number of reports for these vaccines in EudraVigilance was almost 20 times that of H1N1 pandemic vaccines in the same timeframe (Figure S3). Whereas reporting levels for H1N1 vaccines reached a plateau after a few months,⁵⁵ for COVID-19 vaccines, they have continued to grow steadily. As of June 2022, nearly 2 million reports (14% of all reports) in EudraVigilance were related to COVID-19 vaccines, with Comirnaty accounting for over 1 million reports. This unprecedented volume is largely explained by the size of the vaccination campaigns (Table 1), the reporting tools in place in EU Member States and increased communication to encourage reporting of adverse events.

Spontaneous data are a highly valuable and effective source of early information on adverse reactions. In both signals discussed in this paper, EudraVigilance data allowed to rapidly characterize and communicate about the risks, before real-world evidence could be generated. O/E analyses, in particular, have helped contextualize suspected adverse reaction reports and minimize the biases inherent to spontaneous reporting.

However, such levels of reporting come with challenges. (i) *Quality of case documentation.* The prioritization and streamlining required among vaccine manufacturers and Member States to process the high volumes of reports had an unavoidable impact on the completeness of information. (ii) *Scalability of manual reviews.* Individual case review is a key activity during traditional signal validation, but a systematic review is hardly feasible beyond a certain number of reports. (iii) *Methodological impact.* The large contribution of certain COVID-19

vaccines to reports in EudraVigilance has an impact on reporting odds ratios for other COVID-19 vaccines and other medicines, with signals being masked or false associations being flagged as potential signals. Interestingly, in the US Vaccine Adverse Event Reporting System (VAERS), masking has been found to be rare overall, but more likely to affect COVID-19 vaccines than other vaccines, and regression-based methodologies may help address the problem.⁵⁶

On generating near real-time, real-world evidence

The ACCESS framework and the readiness of other organizations collaborating with the EMA allowed to rapidly generate or update case definitions and provide background rates, whereas monitoring via the early safety study showed that large-scale, prospective surveillance is feasible. Prospective data collection complemented routine pharmacovigilance by providing insights on the denominator for spontaneous reports and generating incidence rates for many events, including AESIs, but also highlighted operational limitations due to heterogeneity in vaccination rollout. Transitioning from early to continued readiness, a consolidated framework is in place to generate valid evidence on the signals through dedicated safety studies.

On dealing with incomplete information

Missing information is usually mitigated with workarounds, assumptions, and imputations as appropriate, but ideally, efforts should be concentrated on addressing the issues at their source. (i) Appropriately stratified exposure data should be routinely collected by all EEA countries and centralized by ECDC. Such strata include age, gender, vaccine brand, dose, and special populations (e.g., pregnant women). (ii) Expedited reporting timelines to EudraVigilance should be shortened to a few days when feasible to support a prompt assessment of urgent signals. (iii) A standardized structured way of reporting dose information in case reports should be enforced to facilitate analyses by dose. (iv) Recent healthcare database data on clinical outcomes and covariates linked at individual patient level, and at different levels of healthcare (primary and secondary) are needed to timely address emerging safety concerns.

Estimating the extent of under-reporting in EudraVigilance remains a challenge as it may be influenced by numerous factors, including public awareness, seriousness, demographics, or local practices. In the contextualization exercise for TTS, under-reporting levels were assumed as follows in the sensitivity analysis: 0% in the first 7 days post-vaccination, 20% between day 8 and day 14, and 50% after day 14.²⁸ Higher degrees of under-reporting (30%, 50%, and 80%) were applied in the sensitivity analyses performed for myocarditis (data not shown).

On capitalizing on a challenging signal

As a new clinical entity with no case definition or background incidence rates, the signal of TTS with Vaxzevria posed multiple challenges. Yet, thanks to the mobilization of an impressive amount of resources and expertise throughout Europe, and the use of available scientific and regulatory tools in an efficient and flexible manner, the signal was identified, assessed, characterized,

and communicated within a few weeks, resulting in the implementation of risk minimization measures.

The scientific knowledge and regulatory experience acquired with Vaxzevria proved useful when TTS cases emerged with Jcovden in the United States, allowing the risk to be added to the product information before Jcovden was deployed in the European Union. More generally, TTS acted as a “baptism by fire” in the safety monitoring of COVID-19 vaccines and increased the readiness to subsequent signals.

The contextualization of a risk with the benefit of a vaccine in different populations and epidemic scenarios done for Vaxzevria and TTS is rarely performed in a regulatory context. This holistic approach may be useful in other situations, with a quantitative benefit/risk assessment that would account for changes in the epidemiologic situation, effectiveness and safety over time.

The TTS signal also highlighted the need for more research on signal detection methods aimed at identifying from spontaneous reporting systems groups of case reports that may point to new or poorly characterized syndromes, for example, cluster analyses.⁵⁷

On working collaboratively

There have been unprecedented cooperation and coordination with other regulators and organizations, including the CDC, ECDC, FDA, Health Canada, the UK Medicines and Healthcare products Regulatory Agency (MHRA), National Immunization Technical Advisory Groups (NITAGs), the Japanese Pharmaceuticals and Medical Devices Agency (PMDA), WHO, as well as independent researchers and experts. Notably, the International Coalition of

Medicines Regulatory Authorities (ICMRA), a forum to support international cooperation among regulators, initiated working groups dedicated to pharmacovigilance and observational studies/real-world evidence on COVID-19 vaccines.⁵⁸ This enhanced collaboration has been essential to share knowledge, for instance, on case definitions, to align research questions and methods, and to provide consistent information to healthcare professionals and the public.

FUTURE PERSPECTIVES

With SARS-CoV-2 still in circulation, primary or booster vaccinations are still required worldwide. As of June 2022, it was estimated that two thirds of the world population had received at least one dose of a COVID-19 vaccine.⁵⁹ It can also be assumed that most people have now been infected with the virus at least once. These high prevalence and vaccination rates increase the complexity of conducting pharmacovigilance and pharmacoepidemiological research about the vaccines, namely delineating the respective roles of COVID-19 infection and vaccination in the onset of some events.

Although the safety profile of deployed COVID-19 vaccines appears established, important safety information may still emerge from spontaneous and observational data. Studies are ongoing or planned to further characterize the risk of vaccine-induced myocarditis/pericarditis, including the long-term clinical course.^{53,54,60} New COVID-19 vaccines based on different platforms, or versions of existing vaccines adapted to specific variants of SARS-CoV-2, will be deployed in the near future. Enhanced levels of safety surveillance remain essential. Insights from ongoing research on TTS/

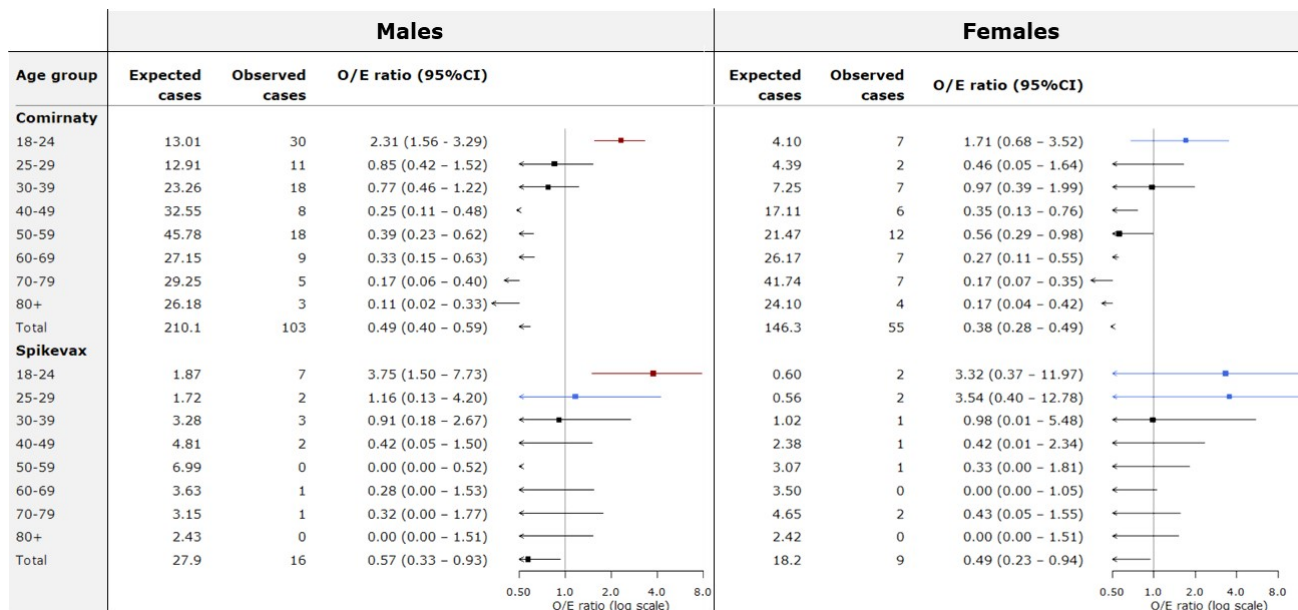


Figure 3 O/E ratios for Comirnaty/Spikevax and myocarditis (EMA, June 2021). Observed cases extracted from EudraVigilance for the EEA region as of June 13, 2021 (MedDRA high level terms “Infectious myocarditis” and “Noninfectious myocarditis (incl. myopericarditis)”). Background incidence rates ascertained from the ARS database (Tuscany). Number of vaccinees based on data from ECDC and Member States as of June 6, 2021. Risk window: 14 days. O/E ratios over 1 with a lower CI over 1 and below 1 are indicated in red and blue, respectively. CI, confidence interval; ECDC, European Centre for Disease Prevention and Control; EEA, European Economic Area; EMA, European Medicines Agency; MedDRA, Medical Dictionary for Regulatory Activities; O/E, observed-to-expected.

VITT may be relevant for deployed and future vaccines using adenovirus vector platforms.⁶¹

Tools and methods to prioritize and contextualize the reports in EudraVigilance have undergone continual improvement, with automated approaches, routine O/E analyses, and monitoring of known signals over time (Figure S1). The extent of masking in EudraVigilance and the need for remediation methods are being evaluated. New data mining techniques are also being explored, for example, the use of machine learning to streamline the adjudication of potential TTS cases.

The pandemic has greatly accelerated the development of safety monitoring tools and methods, regulatory flexibility and efficiency, and scientific collaboration. It is important to maintain the momentum and continue developing, evaluating, and customizing methods to analyze safety data for the benefit of public health.

HIGHLIGHTS

- Preparedness activities, intensive monitoring and an efficient EU pharmacovigilance network were essential to promptly detect and manage new safety concerns on COVID-19 vaccines, inform healthcare professionals and vaccinees, guide vaccination policy makers and maintain public confidence in the vaccines.
- The extensive use of COVID-19 vaccines has translated into an unprecedented volume of safety data, in particular, adverse reaction reports in EudraVigilance. Enhanced signal detection approaches including O/E analyses, have helped triage, prioritize and contextualize the high volume of reports.
- Background incidence rates for AESIs were generated by the EMA-funded ACCESS consortium. The EMA also commissioned several observational studies leveraging large multinational networks of healthcare databases to further support the safety monitoring of the vaccines.
- TTS is a new complex syndrome with potentially serious outcome that emerged a few weeks after Vaxzevria (ChAdOx1-S) was deployed in Europe. There were no specific background incidence rates for TTS but early O/E analyses for CVST, one of the key features of TTS showed higher than expected ratios, especially in younger vaccinees. A contextualization exercise revealed that the benefits of Vaxzevria increased with age and infection rates.
- The EU regulatory network was at the forefront of the identification, characterization and mitigation of the risk of TTS for Vaxzevria and was proactive in dealing with the same risk for Jcovden before the vaccine was deployed in Europe.
- The signal of myocarditis emerged initially from Israel and predominantly affected young male vaccinees after the second dose. These trends were confirmed in EudraVigilance based on case reviews and O/E analyses for both Comirnaty and Spikevax. The risk was later quantified based on large pharmacoepidemiological studies.
- EudraVigilance data and real-world evidence were complementary and instrumental in dealing with new safety concerns, with spontaneous reports allowing to rapidly detect, characterize, and communicate about the risks, before further real-world evidence could be generated.

ENDNOTE

† Thrombosis with thrombocytopenia syndrome was added to MedDRA in September 2021.

SUPPORTING INFORMATION

Supplementary information accompanies this paper on the *Clinical Pharmacology & Therapeutics* website (www.cpt-journal.com).

ACKNOWLEDGMENTS

The authors are grateful to Xavier Kurz and Marta Lopez Fauqued for their review and constructive comments on the manuscript, to Gianmario Candore for his contribution to the analyses, and to Agnieszka Szmigiel, Irina Caplanusi and all members of the Pharmacovigilance Office, Data Analytics and Methods Task Force, and PRAC, who have supported and continue to support the safety monitoring of the vaccines.

FUNDING

No funding was received for this work.

CONFLICT OF INTEREST

J.D., C.C., K.B., M.G.M., L.P., C.Z., and G.G. are employees of the European Medicines Agency. J.M.D. is a member of the Pharmacovigilance Risk Assessment Committee.

AUTHOR CONTRIBUTIONS

All authors were actively involved in the safety monitoring of COVID-19 vaccines this paper aims at describing. J.D. wrote the manuscript with input from all authors. M.G.M. and J.D. produced the figures. All authors have read and approved the final version.

DISCLAIMER

The views expressed in this article are the personal views of the authors and may not be understood or quoted as being made on behalf of or reflecting the position of the European Medicines Agency or one of its committees or working parties.

© 2022 The Authors. *Clinical Pharmacology & Therapeutics* published by Wiley Periodicals LLC on behalf of American Society for Clinical Pharmacology and Therapeutics.

This is an open access article under the terms of the [Creative Commons Attribution-NonCommercial-NoDerivs](https://creativecommons.org/licenses/by/4.0/) License, which permits use and distribution in any medium, provided the original work is properly cited, the use is non-commercial and no modifications or adaptations are made.

1. European Medicines Agency. COVID-19 guidance: evaluation and marketing authorisation <<https://www.ema.europa.eu/en/human-regulatory/overview/public-health-threats/coronavirus-disease-covid-19/guidance-developers-companies/covid-19-guidance-evaluation-marketing-authorisation>>. Accessed August 12, 2022.
2. European Medicines Agency. Mvabea European public assessment report <<https://www.ema.europa.eu/en/medicines/human/EPAR/mvabea>>. Accessed June 08, 2022.
3. European Medicines Agency. Zabdeno European public assessment report <<https://www.ema.europa.eu/en/medicines/human/EPAR/zabdeno>>. Accessed June 08, 2022.
4. European Medicines Agency. Pharmacovigilance Plan of the EU Regulatory Network for COVID-19 Vaccines <https://www.ema.europa.eu/en/documents/other/pharmacovigilance-plan-eu-regulatory-network-covid-19-vaccines_en.pdf>. Accessed June 08, 2022.
5. Law, B. & Sturkenboom, M. Safety Platform for Emergency Vaccines: D2.3 Priority List of Adverse events of special interest: COVID-19 <https://brightoncollaboration.us/wp-content/uploads/2021/11/SPEAC_D2.3_V2.0_COVID-19_20200525_public.pdf>. Accessed June 08, 2022.

6. European Medicines Agency. Pandemrix. Procedure under Article 5(iii) of Regulation (EC) No 726/2004. Article 20 procedure for Pandemrix vaccine. Assessment report <https://www.ema.europa.eu/en/documents/variation-report/pandemrix-h-c-832-a20-0045-epar-assessment-report-article-20_en.pdf>. Accessed June 28, 2022.
7. Edwards, K., Lambert, P.H. & Black, S. Narcolepsy and pandemic influenza vaccination: what we need to know to be ready for the next pandemic. *Pediatr. Infect. Dis. J.* **38**(8), 873–876 (2019).
8. Buonocore, S.M. & van der Most, R.G. Narcolepsy and H1N1 influenza immunology a decade later: what have we learned? *Front. Immunol.* **13** (2022). <https://doi.org/10.3389/fimmu.2022.902840>.
9. Gadroen, K., Straus, S.M.J.M., Pacurariu, A., Weibel, D., Kurz, X. & Sturkenboom, M.C.J.M. Patterns of spontaneous reports on narcolepsy following administration of pandemic influenza vaccine; a case series of individual case safety reports in Eudravigilance. *Vaccine* **34**(41), 4892–4897 (2016).
10. Council for International Organizations of Medical Sciences (CIOMS) *Report of CIOMS Working Group VIII on Practical Aspects of Signal Detection in Pharmacovigilance* (CIOMS, Geneva, 2010).
11. European Medicines Agency. Guideline on good pharmacovigilance practices (GVP). Product- or Population-Specific Considerations I: Vaccines for prophylaxis against infectious diseases <https://www.ema.europa.eu/en/documents/scientific-guideline/guideline-good-pharmacovigilance-practices-gvp-product-population-specific-considerations-i-vaccines_en.pdf>. Accessed July 21, 2022.
12. European Medicines Agency. EudraVigilance <<https://www.ema.europa.eu/en/human-regulatory/research-development/pharmacovigilance/eudravigilance>>. Accessed June 08, 2022.
13. European Medicines Agency. Guideline on good pharmacovigilance practices (GVP) module VI: collection, management and submission of reports of suspected adverse reactions to medicinal products (Rev 2) <https://www.ema.europa.eu/en/documents/regulatory-procedural-guideline/guideline-good-pharmacovigilance-practices-gvp-module-vi-collection-management-submission-reports_en.pdf>. Accessed June 08, 2022.
14. European Medicines Agency. Screening for adverse reactions in EudraVigilance <https://www.ema.europa.eu/en/documents/other/screening-adverse-reactions-eudravigilance_en.pdf>. Accessed June 08, 2022.
15. The European Network of Centres for Pharmacoepidemiology and Pharmacovigilance (ENCePP). Guide on Methodological Standards in Pharmacoepidemiology (Revision 10), Chapter 15.2.1. EMA/95098/2010 <https://www.encepp.eu/standards_and_guidances/methodologicalGuide.shtml>. Accessed July 04, 2022.
16. Sejvar, J.J. et al. Brighton collaboration GBS working group. Guillain-Barré syndrome and fisher syndrome: case definitions and guidelines for collection, analysis, and presentation of immunization safety data. *Vaccine* **29**(3), 599–612 (2011 Jan 10).
17. European Centre for Disease Prevention and Control. Data on COVID-19 vaccination in the EU/EEA <<https://www.ecdc.europa.eu/en/publications-data/data-covid-19-vaccination-eu-eea>>. Accessed June 09, 2022.
18. Sturkenboom, M. Background rates of Adverse Events of Special Interest for monitoring COVID-19 vaccines. EUPAS37273 <<https://www.encepp.eu/encepp/viewResource.htm?id=37274>> Accessed June 09, 2022.
19. Willame, C. et al. Background rates of 41 adverse events of special interest for COVID-19 vaccines in 10 European healthcare databases - an ACCESS cohort study. *Vaccine*. **41**(1), 251–262 (2023).
20. Kant, A. Cohort Event Monitoring of safety of COVID-19 vaccines (Early-) Covid-Vaccine-Monitor. EUPAS39798 <<https://www.encepp.eu/encepp/viewResource.htm?id=40288>>. Accessed June 13, 2022.
21. Sturkenboom, M. Cohort monitoring of Adverse Events of Special Interest and COVID-19 diagnoses prior to and after COVID-19 vaccination. EUPAS40404 <<https://www.encepp.eu/encepp/viewResource.htm?id=44372>>. Accessed June 13, 2022.
22. Trifiro, G. Cohort Event Monitoring of safety of COVID-19 vaccines in special populations (pregnant and lactating women, children and adolescents, immunocompromised, people with history of allergy, people with prior SARS-CoV-2 infection). EUPAS42504 <<https://www.encepp.eu/encepp/viewResource.htm?id=42650>>. Accessed June 13, 2022.
23. Sturkenboom, M. Rapid Safety Assessment of SARS-CoV-2 vaccines in EU Member States using electronic health care data sources. EUPAS42467 <<https://www.encepp.eu/encepp/viewResource.htm?id=42637>>. Accessed June 13, 2022.
24. European Medicines Agency. Signal assessment report on embolic and thrombotic events (SMQ) with COVID-19 Vaccine (ChAdOx1-S [recombinant]) – Vaxzevria (previously COVID-19 Vaccine AstraZeneca) (Other viral vaccines) <https://www.ema.europa.eu/en/documents/prac-recommendation/signal-assessment-report-embolic-thrombotic-events-smq-covid-19-vaccine-chadox1-s-recombinant_en.pdf>. Accessed June 10, 2022.
25. European Medicines Agency. Vaxzevria (previously COVID-19 Vaccine AstraZeneca): Risk of thrombocytopenia and coagulation disorders <<https://www.ema.europa.eu/en/medicines/dhpc/vaxzevria-previously-covid-19-vaccine-astrazeneca-risk-thrombocytopenia-coagulation-disorders>>. Accessed June 10, 2022.
26. European Medicines Agency. Vaxzevria (previously COVID-19 Vaccine AstraZeneca): link between the vaccine and the occurrence of thrombosis in combination with thrombocytopenia <<https://www.ema.europa.eu/en/medicines/dhpc/vaxzevria-previously-covid-19-vaccine-astrazeneca-link-between-vaccine-occur-rence-thrombosis>>. Accessed June 10, 2022.
27. European Commission. Regulation (EC) No. 726/2004 of the European Parliament and of the Council of 31 March 2004 laying down Community procedures for the authorisation and supervision of medicinal products for human and veterinary use and establishing a European Medicines Agency <https://ec.europa.eu/health/documents/eudralex/vol-1_en>. Accessed June 10, 2022.
28. European Medicines Agency. Vaxzevria. Procedure under Article 5(iii) of Regulation (EC) No 726/2004. Assessment report <https://www.ema.europa.eu/en/documents/referral/use-vaxzevria-prevent-covid-19-article-53-procedure-final-assessment-report_en.pdf>. Accessed June 10, 2022.
29. European Medicines Agency. AstraZeneca's COVID-19 vaccine: benefits and risks in context <<https://www.ema.europa.eu/en/news/astrazenecas-covid-19-vaccine-benefits-risks-context>>. Accessed June 10, 2022.
30. Greinacher, A., Thiele, T., Warkentin, T.E., Weisser, K., Kyrle, P.A. & Eichinger, S. Thrombotic thrombocytopenia after ChAdOx1 nCov-19 vaccination. *N. Engl. J. Med.* **384**(22), 2092–2101 (2021).
31. Brighton Collaboration. Interim Case Definition of Thrombosis with Thrombocytopenia Syndrome (TTS) <<https://brightoncollaboration.us/thrombosis-with-thrombocytopenia-syndrome-interim-case-definition/>> Accessed June 10, 2022.
32. Makris, M. & Pavord, S. Most cases of thrombosis and thrombocytopenia syndrome (TTS) post ChAdOx-1 nCov-19 are vaccine-induced immune thrombotic thrombocytopenia (VITT). *Lancet Regional Health – Europe*. **12**, 100274 (2022).
33. Centers for Disease Control and Prevention. Updates on thrombosis with thrombocytopenia syndrome (TTS) <<https://stacks.cdc.gov/view/cdc/112665>>. Accessed June 10, 2022.
34. Pavord, S. et al. Clinical features of vaccine-induced immune thrombocytopenia and thrombosis. *N. Engl. J. Med.* **385**(18), 1680–1689 (2021).
35. European Medicines Agency. Vaxzevria European public assessment report <<https://www.ema.europa.eu/en/medicines/human/EPAR/vaxzevria-previously-covid-19-vaccine-astrazeneca>>. Accessed June 10, 2022.
36. European Medicines Agency. COVID-19 safety update report. Vaxzevria (2021) <https://www.ema.europa.eu/en/documents/covid-19-vaccine-safety-update/covid-19-vaccine-safety-update-vaxzevria-previously-covid-19-vaccine-astrazeneca-8-september-2021_en.pdf>. Accessed July 22, 2022.

37. European Medicines Agency. COVID-19 Vaccine Janssen: EMA finds possible link to very rare cases of unusual blood clots with low blood platelets <<https://www.ema.europa.eu/en/news/covid-19-vaccine-janssen-ema-finds-possible-link-very-rare-cases-unusual-blood-clots-low-blood>>. Accessed August 12, 2022.
38. Page, D. et al. Vaccine-induced immune thrombotic thrombocytopenia presenting with normal platelet count. *Res Pract Thromb Haemost.* **5**(6), e12596 (2021).
39. van de Munckhof, A. et al. Declining mortality of cerebral venous sinus thrombosis with thrombocytopenia after SARS-CoV-2 vaccination. *Eur. J. Neurol.* **29**(1), 339–344 (2022).
40. Li, X. et al. Comparative risk of thrombosis with thrombocytopenia syndrome or thromboembolic events associated with different covid-19 vaccines: international network cohort study from five European countries and the US. *BMJ* **379**, e071594 (2022).
41. Xie, J., Prats-Urbe, A., Gordillo-Marañón, M., Strauss, V.Y., Gill, D. & Prieto-Alhambra, D. Genetic risk and incident venous thromboembolism in middle-aged and older adults following COVID-19 vaccination. *J. Thromb. Haemost.* **15**, 2887–2895 (2022).
42. US Food and Drug Administration. Study Synopsis: Natural History of Coagulopathy in COVID-19. Version 2.0. June 4, 2021 <https://www.sentinelinitiative.org/sites/default/files/documents/Coagulopathy_COVID19_Study_Synopsis_v2.0_0.pdf>
43. Prieto-Alhambra, D. Natural history of coagulopathy and use of anti-thrombotic agents in COVID-19 patients and persons vaccinated against SARS-COV-2. EUPAS40414 <<https://www.encepp.eu/encepp/viewResource.htm?id=43976>>. Accessed June 13, 2022.
44. Burn, E. et al. Background rates of five thrombosis with thrombocytopenia syndromes of special interest for COVID-19 vaccine safety surveillance: incidence between 2017 and 2019 and patient profiles from 38.6 million people in six European countries. *Pharmacoepidemiol. Drug Saf.* **31**(5), 495–510 (2022).
45. Burn, E. et al. Venous or arterial thrombosis and deaths among COVID-19 cases: a European network cohort study. *Lancet Infect. Dis.* **22**(8), 1142–1152 (2022).
46. Klungel, O. Impact of EU label changes and regulatory communication on SARS-CoV-2 adenovirus vector vaccines in context of thrombosis with thrombocytopenia syndrome (TTS): risk awareness and adherence. EUPAS44970 <https://www.encepp.eu/encepp/viewResource.htm?jsessionid=zC01MuJR6qcv1WbE_xV-VM1bDtISZrjX-0qGtAcFtrDIMDyrS1ax!-581451100?id=44971>. Accessed June 13, 2022.
47. Brighton Collaboration. Myocarditis/Pericarditis Case Definition <<https://brightoncollaboration.us/thrombosis-with-thrombocytopenia-syndrome-interim-case-definition/>>. Accessed June 14, 2022.
48. European Medicines Agency. Updated Signal assessment report on Myocarditis, pericarditis with Tozinameran (COVID-19 mRNA vaccine (nucleoside-modified) – COMIRNATY). SDA 032.1 <https://www.ema.europa.eu/en/documents/prac-recommendation/updated-signal-assessment-report-myocarditis-pericarditis-tozinameran-covid-19-mrna-vaccine_en.pdf>. Accessed June 10, 2022.
49. European Medicines Agency. Signal assessment report on myocarditis and pericarditis with Spikevax (previously COVID-19 Vaccine Moderna). SDA 033.1 <https://www.ema.europa.eu/en/documents/prac-recommendation/signal-assessment-report-myocarditis-pericarditis-spikevax-previously-covid-19-vaccine-moderna_en.pdf>. Accessed June 10, 2022.
50. European Medicines Agency. Comirnaty and Spikevax: possible link to very rare cases of myocarditis and pericarditis <<https://www.ema.europa.eu/en/news/comirnaty-spikevax-possible-link-very-rare-cases-myocarditis-pericarditis>>. Accessed July 06, 2022.
51. Karlstad, Ø. et al. SARS-CoV-2 vaccination and myocarditis in a Nordic cohort study of 23 million residents. *JAMA Cardiol.* **7**(6), 600–612 (2022).
52. EPI-PHARE. Myocardite et péricardite après la vaccination Covid-19 <<https://www.epi-phare.fr/rapports-detudes-et-publications/myocardite-pericardite-vaccination-covid19-12-50ans/>>. Accessed June 14, 2022.
53. European Medicines Agency. Signal assessment report on Myocarditis, pericarditis with Tozinameran (COVID-19 mRNA vaccine (nucleoside-modified) – COMIRNATY). SDA 032.2 <https://www.ema.europa.eu/en/documents/prac-recommendation/signal-assessment-report-myocarditis-pericarditis-tozinameran-covid-19-mrna-vaccine_en.pdf>. Accessed June 14, 2022.
54. European Medicines Agency. Signal assessment report on myocarditis and pericarditis with Spikevax - COVID-19 mRNA vaccine (nucleoside-modified). SDA 033.2 <https://www.ema.europa.eu/en/documents/prac-recommendation/signal-assessment-report-myocarditis-pericarditis-spikevax-previously-covid-19-vaccine-moderna-covid_en.pdf>. Accessed June 14, 2022.
55. European Medicines Agency. Twenty-second pandemic pharmacovigilance update <https://www.ema.europa.eu/en/documents/report/twenty-second-pandemic-pharmacovigilance-update_en.pdf>. Accessed July 01, 2022.
56. Harpaz, R. et al. Signaling COVID-19 vaccine adverse events. *Drug Saf.* **45**(7), 765–780 (2022).
57. Chandler, R.E., Juhlin, K., Fransson, J., Caster, O., Edwards, I.R. & Norén, G.N. Current safety concerns with human papillomavirus vaccine: a cluster analysis of reports in VigiBase®. *Drug Saf.* **40**(1), 81–90 (2017).
58. International Coalition of Medicines Regulatory Authorities (ICMRA) <<https://www.icmra.info/drupal/en>>. Accessed July 22, 2022.
59. Ritchie, H et al. Coronavirus Pandemic (COVID-19). Published online at [OurWorldInData.org](https://ourworldindata.org/coronavirus). <<https://ourworldindata.org/coronavirus>> [Online Resource] (2020). Accessed July 05, 2022.
60. Garg, R. Post-Authorisation Active Surveillance Study of Myocarditis and Pericarditis Among Individuals in Europe Receiving the Pfizer-BioNTech Coronavirus Disease 2019 (COVID-19) Vaccine. EUPAS47708 <<https://www.encepp.eu/encepp/viewResource.htm?id=47709>>. Accessed November 08, 2022.
61. Buoninfante, A. et al. Understanding thrombosis with thrombocytopenia syndrome after COVID-19 vaccination. *NPJ Vaccines.* **7**(1), 141 (2022).