

Measurement of the branching fraction of $B^0 \rightarrow J/\psi \pi^0$ decays

LHCb Collaboration; Johnson, Daniel; Lazzeroni, Cristina; Madurai, Marcus; Sahoo, Niladrihari; Slater, Mark; Swallow, Paul; Thompson, D. J. D.; Watson, Nigel

DOI:

[10.1007/JHEP05\(2024\)065](https://doi.org/10.1007/JHEP05(2024)065)

License:

Creative Commons: Attribution (CC BY)

Document Version

Publisher's PDF, also known as Version of record

Citation for published version (Harvard):

LHCb Collaboration, Johnson, D, Lazzeroni, C, Madurai, M, Sahoo, N, Slater, M, Swallow, P, Thompson, DJD & Watson, N 2024, 'Measurement of the branching fraction of $B^0 \rightarrow J/\psi \pi^0$ decays', *Journal of High Energy Physics*, vol. 2024, 65. [https://doi.org/10.1007/JHEP05\(2024\)065](https://doi.org/10.1007/JHEP05(2024)065)

[Link to publication on Research at Birmingham portal](#)

General rights

Unless a licence is specified above, all rights (including copyright and moral rights) in this document are retained by the authors and/or the copyright holders. The express permission of the copyright holder must be obtained for any use of this material other than for purposes permitted by law.

- Users may freely distribute the URL that is used to identify this publication.
- Users may download and/or print one copy of the publication from the University of Birmingham research portal for the purpose of private study or non-commercial research.
- User may use extracts from the document in line with the concept of 'fair dealing' under the Copyright, Designs and Patents Act 1988 (?)
- Users may not further distribute the material nor use it for the purposes of commercial gain.

Where a licence is displayed above, please note the terms and conditions of the licence govern your use of this document.

When citing, please reference the published version.

Take down policy

While the University of Birmingham exercises care and attention in making items available there are rare occasions when an item has been uploaded in error or has been deemed to be commercially or otherwise sensitive.

If you believe that this is the case for this document, please contact UBIRA@lists.bham.ac.uk providing details and we will remove access to the work immediately and investigate.

Measurement of the branching fraction of $B^0 \rightarrow J/\psi\pi^0$ decays



The LHCb collaboration

E-mail: chefdevi@lapp.in2p3.fr

ABSTRACT: The ratio of branching fractions between $B^0 \rightarrow J/\psi\pi^0$ and $B^+ \rightarrow J/\psi K^{*+}$ decays is measured with proton-proton collision data collected by the LHCb experiment, corresponding to an integrated luminosity of 9fb^{-1} . The measured value is

$$\frac{\mathcal{B}_{B^0 \rightarrow J/\psi\pi^0}}{\mathcal{B}_{B^+ \rightarrow J/\psi K^{*+}}} = (1.153 \pm 0.053 \pm 0.048) \times 10^{-2},$$

where the first uncertainty is statistical and the second is systematic. The branching fraction for $B^0 \rightarrow J/\psi\pi^0$ decays is determined using the branching fraction of the normalisation channel, resulting in

$$\mathcal{B}_{B^0 \rightarrow J/\psi\pi^0} = (1.670 \pm 0.077 \pm 0.069 \pm 0.095) \times 10^{-5},$$

where the last uncertainty corresponds to that of the external input. This result is consistent with the current world average value and competitive with the most precise single measurement to date.

KEYWORDS: B Physics, Branching fraction, Hadron-Hadron Scattering

ARXIV EPRINT: [2402.05528](https://arxiv.org/abs/2402.05528)

Contents

1	Introduction	1
2	Detector and simulation	2
3	Event selection	3
4	Yields of signal and normalisation decays	4
4.1	Study of the diphoton mass distribution	5
4.2	Signal yield	5
4.3	Normalisation decay yield	7
5	Branching fraction ratio result	9
6	Systematic uncertainties	10
6.1	Signal fit model	10
6.2	Normalisation fit model	11
6.3	Selection efficiencies	12
6.4	Summary of uncertainties	13
7	Cross-checks	13
7.1	Study of background modes	13
7.2	Study of isospin-conjugated modes	14
7.3	Assumptions used in the signal and normalisation fits	14
8	Results	15
9	Summary	16
	The LHCb collaboration	20

1 Introduction

In the Standard Model (SM), the violation of charge conjugation-parity (CP) symmetry in charged-current interactions between quarks is a consequence of an irreducible phase in the Cabibbo-Kobayashi-Maskawa (CKM) matrix [1, 2]. The unitarity of this matrix imposes certain relations between the quark couplings, which in the B^0 sector are graphically represented by the Unitary Triangle and parameterised by three angles α , β and γ . In the approximate parameterisation of the CKM matrix proposed by Wolfenstein [3], the angle β is the phase of the CKM element V_{td} governing the coupling between top and down quarks, and the oscillation between B^0 and \bar{B}^0 mesons. It thus accounts for CP violation in the interference between direct decays of B^0 and \bar{B}^0 mesons to a CP eigenstate and decays to the same final state after oscillation.

The angle β is most precisely measured in the $B^0 \rightarrow J/\psi K_S^0$ channel¹ where the proper-time distributions for B^0 and \bar{B}^0 decays exhibit a large asymmetry [4]. At tree level, these decays proceed through a Cabibbo-favoured $b \rightarrow c\bar{c}s$ quark transition, which results in a relatively large branching fraction of $\mathcal{O}(10^{-3})$. This also facilitates the interpretation of the CP asymmetry in terms of β as the dominating tree-level amplitude carries no phase. Higher-order decay topologies such as hadronic penguin diagrams can nevertheless affect the decay amplitude. By introducing a shift in the observed phase, they can mask the presence of physics beyond the SM and complicate the determination of the angle β [5]. While their contribution to $B^0 \rightarrow J/\psi K_S^0$ decays is expected to be relatively small, they might become a dominant source of uncertainty in future measurements of β [6, 7].

Current constraints on the phase shift induced by penguin amplitudes are based on a simultaneous analysis of several CP -violation observables for decays mediated by a $b \rightarrow c\bar{c}d$ quark transition, whose tree-level amplitude is suppressed [6]. Compared to $B^0 \rightarrow J/\psi K_S^0$ decays these modes are experimentally challenging; with branching fractions of $\mathcal{O}(10^{-5})$, several resonances contributing to the final state (e.g. $B^0 \rightarrow J/\psi \pi^+ \pi^-$ decays [8]), photons in the final state (e.g. $B^0 \rightarrow J/\psi \pi^0$ decays) or, in the case of $B_s^0 \rightarrow J/\psi K_S^0$ decays [9], a smaller production cross section for B_s^0 mesons compared to B^0 mesons.

The BaBar and Belle collaborations reported evidence of indirect CP -violation in $B^0 \rightarrow J/\psi \pi^0$ decays [10, 11]. The reported values of the CP observables are compatible with the results from $B^0 \rightarrow J/\psi K_S^0$ decays, suggesting a small contribution of loop-mediated processes to the angle β . The world average for the branching fraction of $B^0 \rightarrow J/\psi \pi^0$ decays of $(1.66 \pm 0.10) \times 10^{-5}$ [12] is based on these two analyses. As pointed out in ref. [13], this value could imply significant contributions from intermediate pairs of charm mesons to the decay amplitude, which makes the branching fraction an interesting probe of final-state interaction effects. Moreover, the quark model predicts simple relations between the branching fractions of B^0 decays to $J/\psi P$ (where P is a pseudo-scalar meson π^0 , η or η') and the η/η' mixing angles [14], hence motivating higher precision measurements of these modes.

As a first step towards a CP -violation analysis of $B^0 \rightarrow J/\psi \pi^0$ decays, this paper reports the measurement of the branching fraction through the ratio

$$\mathcal{R} = \frac{\mathcal{B}_{B^0 \rightarrow J/\psi \pi^0}}{\mathcal{B}_{B^+ \rightarrow J/\psi K^{*+}}}, \tag{1.1}$$

where $B^+ \rightarrow J/\psi K^{*+}$ decays are used as the normalisation channel, and the K^{*+} meson is reconstructed via its decay to $K^+ \pi^0$. The study is based on the dataset recorded with the LHCb detector in pp collisions between 2011 and 2018, corresponding to an integrated luminosity of 9 fb^{-1} collected at centre-of-mass energies of $\sqrt{s} = 7, 8$ and 13 TeV .

2 Detector and simulation

The LHCb detector [15, 16] is a single-arm forward spectrometer covering the pseudorapidity range $2 < \eta < 5$, designed for the study of particles containing beauty or charm quarks. It includes a high-precision tracking system consisting of a silicon-strip vertex detector

¹The inclusion of the charge-conjugated decays is implied throughout the paper.

(VELO) surrounding the pp interaction region, a large-area silicon-strip detector (TT) located upstream of a dipole magnet with a bending power of approximately 4 Tm, and three stations of silicon-strip detectors and straw drift tubes placed downstream of the magnet. The tracking system provides a measurement of the momentum, p , of charged particles with a relative uncertainty that varies from 0.5% at low momentum to 1.0% at 200 GeV/ c . The minimum distance of a track to a primary vertex (PV), the impact parameter (IP), is measured with a resolution of $(15 + 29/p_T)$ μm , where p_T is the component of the momentum transverse to the beam, in GeV/ c . Various charged hadrons are distinguished using information from two ring-imaging Cherenkov detectors. In addition, photons, electrons, and hadrons are identified by a calorimeter system consisting of scintillating-pad and preshower detectors, an electromagnetic and a hadronic calorimeter. The electromagnetic calorimeter (ECAL) response is calibrated using samples of $\pi^0 \rightarrow \gamma\gamma$ decays [17] recorded in different detector-occupancy conditions during the 2011–2012 and 2015–2018 data-taking campaigns, respectively. Muons are identified by a system composed of alternating layers of iron and multiwire proportional chambers.

The online event selection is performed by a trigger, which consists of a hardware stage followed by a two-level software stage [18]. An alignment and calibration of the detector is performed in near real-time with the results used in the software trigger [19]. The same alignment and calibration information is propagated to the offline reconstruction, ensuring consistent information between the trigger and offline software. In this analysis, candidate events are required to pass the hardware trigger, which selects muon and dimuon candidates with high transverse momenta using information from the muon system. The first stage of the software trigger performs a partial event reconstruction and requires events to have two well-identified oppositely charged muons with an invariant mass larger than 2.7 GeV/ c^2 . The second stage performs a full event reconstruction. Events are retained for further processing if they contain a displaced $J/\psi \rightarrow \mu^+\mu^-$ candidate. The decay vertex is required to be well separated from each reconstructed PV of the pp interaction by requiring the distance between the PV and the J/ψ decay vertex divided by its uncertainty to be greater than three.

Simulated pp collisions are generated using PYTHIA [20, 21] with a specific LHCb configuration [22]. Decays of hadronic particles are described by EVTGEN [23], in which final-state radiation is generated using PHOTOS [24]. The interaction of the generated particles with the detector, and its response, are implemented using the GEANT4 toolkit [25, 26] as described in ref. [27]. The production of some samples is based on a computing-efficient model which re-uses the underlying event and decays the B meson several times [28]. The resulting selection efficiencies are found to be compatible with those based on the default production model.

3 Event selection

Signal B^0 candidates are built from the combination of J/ψ and π^0 mesons, reconstructed in the $\mu^+\mu^-$ and $\gamma\gamma$ final states, respectively. The two muon candidates are required to have a transverse momentum larger than 500 MeV/ c and to form a good vertex with a significant displacement from the PV. Furthermore, their combination must have a mass within 100 MeV/ c^2 of the known J/ψ mass [12]. The photon candidates are reconstructed from isolated energy deposits in the calorimeter system with a transverse energy above 200 MeV. Diphoton combinations are considered only if their transverse momentum exceeds

1 GeV/c and if the associated energy deposits in the ECAL are well separated from each other. The latter requirement removes some π^0 candidates at high p_T for which the mass resolution decreases. Candidate π^0 decays are retained within a wide diphoton mass window of 50–300 MeV/c², such that the backgrounds can be studied.

Each B^0 candidate is assigned to the PV with the smallest χ_{IP}^2 , defined as the smallest difference in the vertex-fit χ^2 to a given PV reconstructed with and without the candidate particle being considered. A loose requirement on the χ_{IP}^2 effectively reduces combinatorial background and is complemented by the requirement that the angle between the reconstructed B^0 momentum and the direction defined by the primary and J/ψ vertices (the so-called direction angle) should be smaller than two degrees. Furthermore, the impact parameter of the B^0 candidates should be smaller than 200 μm . A kinematic vertex fit [29] is applied to the B^0 candidates to improve the resolution: the dimuon and diphoton masses are constrained to the known values of the J/ψ and π^0 masses [12], respectively, and the B^0 candidate is assumed to have been produced at the PV.

To reject background candidates and improve the resolution on the B^0 mass, the final selection step imposes strict requirements on the particle identification (PID) of the photon, the mass of the π^0 candidates, and on a multivariate classifier based on a boosted decision tree (BDT). The classifier is trained to distinguish between simulated signal B^0 candidates and background candidates from data whose dimuon mass differs from the known J/ψ mass by more than 60 MeV/c². It exploits the difference between signal and background in the transverse momenta of the B^0 , J/ψ and π^0 candidates, the B^0 and J/ψ IPs, the J/ψ vertex-fit χ^2 and the direction angle of the B^0 candidate. Variables related to the isolation of the J/ψ vertex and to the event occupancy (such as the number of particles reconstructed around the B^0 flight direction and their momentum) are also used. The requirements on the photon PID, diphoton mass and classifier output are chosen to maximise the product of the purity and the significance of the signal. They are determined based on the expected signal and background yields in a region around the known B^0 mass. The BDT requirement removes more than 99.9% of the background while retaining 25% of the signal. Furthermore, the diphoton mass requirement retains π^0 candidates within one unit of the detector resolution, which is roughly 9 MeV/c², and reduces significantly the contamination from background events.

The decay mode $B^+ \rightarrow J/\psi K^{*+} (\rightarrow K^+ \pi^0)$ is used for the normalisation. The J/ψ and π^0 candidates are selected with identical criteria as for the signal mode, while the K^+ meson is required to have a p_T greater than 250 MeV/c, pass loose PID requirements, and be associated to a track that is significantly displaced from the PV. The mass of the $K^+ \pi^0$ combination must lie within 100 MeV/c² of the known K^{*+} mass [12]. Finally, B^+ and B^0 candidates share the same selection criteria for the classifier output.

4 Yields of signal and normalisation decays

The diphoton mass distributions in the signal and normalisation data samples are first studied to constrain the yield of some background contributions, as described in section 4.1. These constraints are then used to determine the yield of signal decays based on a fit to the B^0 mass distribution in data, as presented in section 4.2. Finally, the yield of B^+ decays is reported in section 4.3.

4.1 Study of the diphoton mass distribution

The mass distribution of π^0 candidates reflects the presence of partially reconstructed $K_S^0 \rightarrow \pi^0\pi^0$ decays where one pion is missed. In the signal data sample, these partially reconstructed decays represent a significant source of background, especially from processes such as $B^0 \rightarrow J/\psi K_S^0$ decays. The sensitivity to the K_S^0 contamination stems from the significant flight distance of K_S^0 mesons in the LHCb tracking system and the hypothesis used at the reconstruction level that photons originate from the interaction region. Neutral pions from K_S^0 decays are thus reconstructed with a wrong production vertex and on average, at a lower mass than π^0 mesons from signal decays. This signature is exploited to constrain the K_S^0 contamination in the data sample by a fit to the diphoton mass distribution. Furthermore, these false π^0 candidates representing combinatorial background are broadly distributed in the diphoton mass, which can also be exploited to assess the contamination of that background.

The yields of K_S^0 and false π^0 background contributions in the signal data sample are first determined over the full diphoton mass range and then extrapolated to the narrow region around the known π^0 mass, that corresponds to the final selection requirement. The yields are determined from an extended unbinned maximum-likelihood fit to the diphoton mass distribution, which includes events with a genuine π^0 meson produced near the interaction region, thus exhibiting a correctly reconstructed mass around $135 \text{ MeV}/c^2$. The mass shapes of the three components are based on simulation. The main contributions to the genuine π^0 and K_S^0 components are $B^0 \rightarrow J/\psi\pi^0$ and $B^0 \rightarrow J/\psi K_S^0$ decays, respectively. Simulated samples corresponding to these decays are thus used to parameterise the shapes of the two components. The sum of two Crystal Ball functions [30] that share the same mean and width parameters (later referred to as a double-sided Crystal Ball function) is used for the shape of the genuine π^0 component while a Crystal Ball function with a different width for masses below and above the mean represents the K_S^0 component. The false π^0 component is modelled by a power-law function using samples of simulated $B_{u,d,s} \rightarrow J/\psi X$ decays, where X refers to different sets of final-state particles produced in the known B decay modes with branching fractions larger than roughly 10^{-5} .

All shape parameters are fixed to the values found in the fits to simulated distributions, except for the mean and widths of the Crystal Ball functions that are corrected using a similar fit to the normalisation data sample, where K_S^0 backgrounds are negligible and these corrections are well measured.

The diphoton mass distributions for the signal and normalisation data samples are shown in figure 1, without the diphoton mass requirement, together with the fit results. In the narrow region around the known π^0 mass, 832 ± 82 and 449 ± 27 K_S^0 and false π^0 candidates are found, respectively. The uncertainties account for the choice of parameterisation of the fit components and the precision of the mean and width corrections.

4.2 Signal yield

The number of signal decays is determined using an extended unbinned maximum-likelihood fit to the measured $J/\psi\pi^0$ mass distribution. The signal component of the fit is parameterised by the sum of two Crystal Ball functions that share the same mean. The shape parameters are fixed to the values obtained from the simulation, except the widths $\sigma_{L,R}$ on the left and

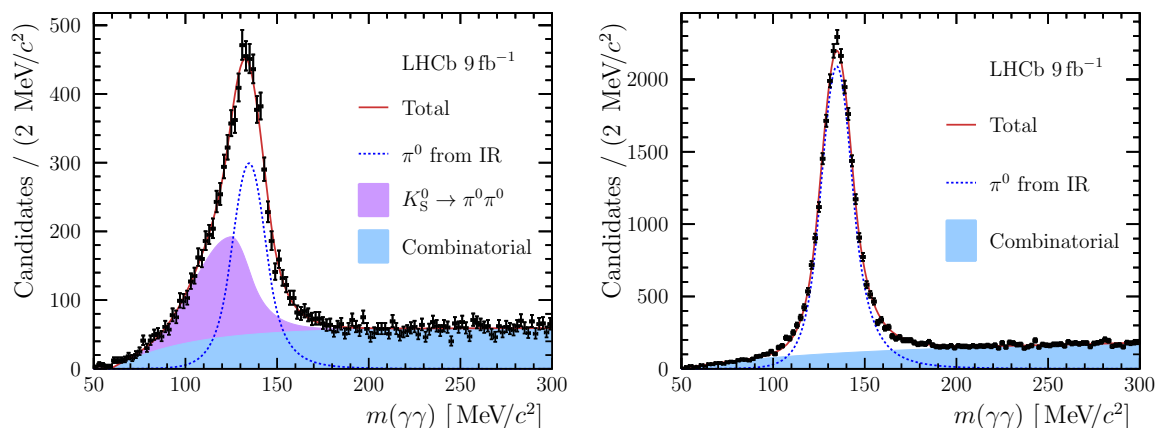


Figure 1. Mass distribution of π^0 candidates shown with the fit projection for the (left) signal and (right) normalisation modes. The dashed line and coloured regions represent the π^0 produced at the interaction region (IR) and the other fit components, respectively.

right side of the peak, which are allowed to deviate from their simulated values by a scale factor $R_\sigma = \sigma_{\text{data}}/\sigma_{\text{sim}}$ that is free to vary in the fit.

The fit model accounts for two main sources of background. First, several fit components are associated to partially reconstructed $B \rightarrow J/\psi\pi^0\pi$ decays where the second pion, neutral or charged, is missed. Each corresponding mass shape is parameterised by a double-sided Crystal Ball function using simulation. As done for the signal shape, the simulated width parameters are corrected by R_σ . Based on their known dependence on the mass resolution, the mean and tail parameters are also corrected. While the yields of $B_{u,c} \rightarrow J/\psi\rho^+(\rightarrow\pi^+\pi^0)$ decays are free to vary in the fit, the yield of $B^0 \rightarrow J/\psi K_S^0$ decays is fixed to the K_S^0 yield found in the diphoton mass fit. A small contribution from $B \rightarrow J/\psi K^*(\rightarrow K_S^0\pi)$ decays (with $K_S^0 \rightarrow \pi^0\pi^0$ and one of the two π^0 is used) is expected but neglected in the fit as its impact on the signal yield is negligible (see section 6.1). Other $B \rightarrow J/\psi X$ backgrounds where $X = (\phi, \eta, \omega)$ decays to $\pi^+\pi^-\pi^0$, or $X = \omega (K^*)$ and decays to $\gamma\pi^0 (K\pi^0)$ were investigated and found to be negligible.

As a second source of background, one or more final-state particles in a b -hadron decay can be mistakenly replaced by a particle from the underlying event. In that case, the mass of the corresponding $J/\psi\pi^0$ candidates will peak close to the signal region. Due to the vertex requirements applied to charged particles, the probability of an occurrence is only significant when the final-state particles are photons: either one decay photon is replaced which results in a false π^0 candidate, or two decay photons are replaced by a false or genuine π^0 meson. The $J/\psi\pi^0$ mass shape of false π^0 contributions from signal and partially reconstructed decays (later referred to as Random γ in figure 2 (left)) are determined using π^0 candidates with masses above $200 \text{ MeV}/c^2$. A parameterisation based on the sum of an exponential function and a Gaussian function with exponential tails is used. Their contamination in the narrow region around the known π^0 mass is fixed to the yield of false π^0 candidates found in the diphoton mass fit. Although they do not involve photons from the underlying event, false π^0 candidates formed in e.g. $B^0 \rightarrow J/\psi K_S^0(\rightarrow\pi^0\pi^0)$ decays by combining photons from the

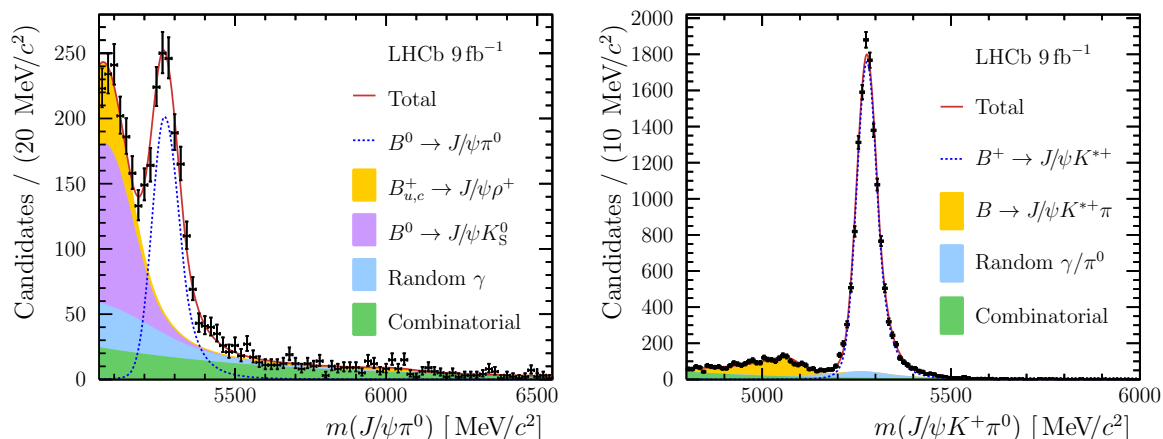


Figure 2. Mass distribution of B candidates shown with the fit projection for (left) signal and (right) normalisation modes. The dashed line and coloured regions represent $B^0 \rightarrow J/\psi\pi^0$ or $B^+ \rightarrow J/\psi K^{*+}$ decays and different sources of background, respectively.

Parameter	Value
$N(B^0 \rightarrow J/\psi\pi^0)$	1232 ± 55
$N(B^+ \rightarrow J/\psi\rho^+)$	307 ± 49
$N(B_c^+ \rightarrow J/\psi\rho^+)$	75 ± 30
N_B	783 ± 91
R_σ	0.88 ± 0.04
$\alpha_B \times 10^3$ (c^2/MeV)	-1.56 ± 0.16

Table 1. Results of the fit to the $J/\psi\pi^0$ mass: the yields of signal and background decays, the yield of genuine π^0 combinatorial candidates (N_B), the ratio between the signal width in data and in simulation (R_σ), and the shape parameter of the combinatorial background (α_B).

two different π^0 decays are implicitly accounted for in this approach. Finally, background contributions from genuine π^0 mesons (later referred to as Combinatorial in figure 2 (left)) are more broadly distributed than the false π^0 contributions and are therefore modelled differently, using an exponential function whose parameter α_B is free to vary in the fit.

A yield of 1232 ± 55 $B^0 \rightarrow J/\psi\pi^0$ decays is measured in the data sample. The mass distribution of $J/\psi\pi^0$ candidates and the fit results are shown in figure 2 (left) where the upper bound of the mass range is lower than that of the fit by $400 \text{ MeV}/c^2$ to emphasise the B^0 peak. All fit parameters are listed in table 1. The yields of partially reconstructed $B^+ \rightarrow J/\psi\rho^+$ and $B_c^+ \rightarrow J/\psi\rho^+$ backgrounds determined by the signal fit and their expected values based on the full reconstruction of the decays (as presented in section 7.1) are consistent within 0.5 and 0.2 standard deviations, respectively.

4.3 Normalisation decay yield

The yield of normalisation decays is determined using an extended binned maximum-likelihood fit to the measured $J/\psi K^+\pi^0$ mass distribution. The signal component of the fit is parame-

terised with a double-sided Crystal Ball function. Shape parameters are taken from simulation while the mean $J/\psi K^{*+}$ mass and width parameters are allowed to deviate from their simulated values by an offset $D_{\mu,K^*} = \mu_{\text{data},K^*} - \mu_{\text{sim},K^*}$ and a scale factor R_{σ,K^*} , respectively.

Partially reconstructed background contributions are dominated by $B \rightarrow J/\psi K^{*+} \pi$ decays where the pion is missed. Although several kaon resonances contribute to the three-hadron final state, the corresponding mass shape is determined using simulation samples of $B^+ \rightarrow J/\psi K_1(1270)^+$ decays (where the $K_1(1270)^+$ resonance decays to $K^{*+} \pi^0$) and parameterised by a double-sided Crystal Ball function. The $J/\psi K^+ \pi^0$ mass distributions for kaon resonances heavier than $K_1(1270)^+$ mesons are expected to be shifted to lower $J/\psi K^+ \pi^0$ masses due to the larger momentum of the missed pion. The mean parameter is therefore free to vary in the fit to account for the presence of heavier resonances. The width, however, is corrected using the same scale factor R_{σ,K^*} as used for the normalisation mass shape. Other parameters are fixed to the values extracted from simulation.

Background B^+ candidates formed when mistakenly associating one or two photons from the underlying event to the final-state particles produced in a b -hadron decay are also present in the normalisation data sample and mainly stem from $B^+ \rightarrow J/\psi K^{*+}$ decays due to the large branching fraction and high selection efficiency. As a result, they can be simply parameterised using the corresponding simulation samples instead of the data-driven approach followed for the signal model (the two approaches are compared in section 7.3). The components associated with one- and two-photon background contributions are modelled as a double-sided Crystal Ball function and a Gaussian function with exponential tails, respectively. In both cases, the mean and width parameters are subject to the corrections D_{μ,K^*} and R_{σ,K^*} applied to the normalisation shape parameters. The two background yields are expressed as the product of the yield of normalisation decays times their relative contributions expected from simulation. These contributions are corrected for the slightly larger photon occupancy in data and for isospin-conjugated $B^0 \rightarrow J/\psi K^{*0} (\rightarrow K^+ \pi^-)$ decays (where the missed charged pion is replaced by a π^0 candidate from the underlying event) which contribute to the two-photon background only. To a lesser extent, partially reconstructed $B \rightarrow J/\psi K^{*+} \pi$ decays can also be misreconstructed by exchanging the decay photons with photons from the event. To ensure that this component is accounted for, the reconstructed photons in the $B^+ \rightarrow J/\psi K_1(1270)^+$ sample are allowed to originate from the underlying event. The yield of that component is not corrected for the slightly larger photon occupancy in data, however, the impact of this correction on the normalisation yield is negligible. Finally, combinatorial background contributions caused by the wrong association of final-state particles with a muon or a kaon from the event are modelled using an exponential function, with its slope parameter α_{B,K^*} freely varying in the fit.

Other sources of peaking backgrounds were investigated and found to be negligible given their lower branching fraction and selection efficiency, such as $B^+ \rightarrow J/\psi \rho^+ (\rightarrow \pi^+ \pi^0)$ decays, where the charged pion is misidentified as a kaon, and $B^+ \rightarrow \chi_{c1} (\rightarrow J/\psi \gamma) K^+$ decays, where the photon is associated to a photon from the event.

In the data sample, the yield of $B^+ \rightarrow J/\psi K^{*+}$ decays is measured to be 13052 ± 115 . The mass distribution of $J/\psi K^+ \pi^0$ candidates and the fit results are shown in figure 2 (right) while the fitted parameters are listed in table 2. The simulation effectively reproduces the

Parameter	Value
$N(B^+ \rightarrow J/\psi K^{*+})$	13052 ± 115
$N(B \rightarrow J/\psi K^{*+} \pi)$	1998 ± 79
N_{B,K^*}	1039 ± 90
R_{σ,K^*}	1.05 ± 0.01
D_{μ,K^*} (MeV/c ²)	-0.3 ± 0.3
$D_{\mu,K^*\pi}$ (MeV/c ²)	-17 ± 2
$\alpha_{B,K^*} \times 10^3$ (c ² /MeV)	-3.9 ± 0.2

Table 2. Results of the fit to the $J/\psi K^+ \pi^0$ mass: the yields of normalisation and partially reconstructed background decays, the yield of combinatorial candidates (N_{B,K^*}), the ratio between the normalisation width in data and in simulation (R_{σ,K^*}), the difference between the normalisation mean in data and in simulation (D_{μ,K^*}), the difference $D_{\mu,K^*\pi}$ for partially reconstructed decays and the shape parameter of the combinatorial background (α_{B,K^*}).

B^+ peak position for normalisation decays which justifies that this parameter is fixed in the fit to the signal data sample. Contrary to the signal mode where the B^0 mass resolution was better in data than in simulation, the scale factor is slightly above one for the normalisation mode. Finally, the shift in mass for the shape of partially reconstructed $B \rightarrow J/\psi K^{*+} \pi$ decays is negative, as expected from the contributions of kaon resonances heavier than the $K_1(1270)^+$ meson.

5 Branching fraction ratio result

The ratio of the branching fractions between the signal and normalisation decays defined in eq. (1.1) is calculated as

$$\mathcal{R} = \frac{N_{B^0 \rightarrow J/\psi \pi^0}}{N_{B^+ \rightarrow J/\psi K^{*+}}} \times \frac{\epsilon_{B^+ \rightarrow J/\psi K^{*+}}}{\epsilon_{B^0 \rightarrow J/\psi \pi^0}} \times \mathcal{B}_{K^{*+} \rightarrow K^+ \pi^0}, \quad (5.1)$$

where $N_{B^0 \rightarrow J/\psi \pi^0}$ and $N_{B^+ \rightarrow J/\psi K^{*+}}$ are the yields reported in section 4, $\epsilon_{B^0 \rightarrow J/\psi \pi^0}$ and $\epsilon_{B^+ \rightarrow J/\psi K^{*+}}$ the efficiencies for the selection requirements applied to the corresponding candidates, and $\mathcal{B}_{K^{*+} \rightarrow K^+ \pi^0} = 1/3$ [12]. The efficiencies account for the loss of B -meson candidates due to the detector acceptance, the reconstruction of the final-state particles and the selection requirements detailed in section 3.

The efficiencies that are not associated with PID requirements are estimated using simulated samples without any particular weighting of the events, as the known discrepancies between data and simulation are small. Furthermore, the bias should be comparable in the two modes and cancel in the efficiency ratio. As assessed in detail in section 6.3, the systematic uncertainty assigned to this assumption is relatively small compared to the statistical uncertainty affecting the signal yield.

Photon PID efficiencies are also estimated using simulation. Due to a strong dependence of the PID performance on the particle multiplicity, a weight is applied to each simulated event to improve the description of the photon cluster isolation in the ECAL, the photon kinematics and the number of reconstructed tracks, and eventually of the PID response. The weights are determined using the normalisation data sample from which background contributions are statistically removed by the *sPlot* method [31], and are applied to both the normalisation and signal simulated samples. The efficiencies are then calculated from the sums of weights over the events passing and failing the photon PID requirement. In the selection of the normalisation candidates, the efficiency for the charged kaon PID requirement is determined using calibration samples collected from charm decays [32].

Finally, as the reconstructed π^0 mass in 2011–2012 data samples is above the known π^0 mass by 1–2%, the simulation is corrected accordingly before estimating the efficiency of the selection requirements.

An efficiency ratio between the signal and normalisation decays of 2.73 ± 0.05 is obtained, the normalisation mode efficiency being smaller mostly because of the kaon reconstruction requirement. Using eq. (5.1), the obtained ratio of branching fractions is

$$\mathcal{R} = (1.153 \pm 0.053) \times 10^{-2},$$

where the uncertainty is statistical.

6 Systematic uncertainties

6.1 Signal fit model

The dominant sources of uncertainty are associated to the choice of parameterisation for the mass shapes in the signal fit, the constraints on the K_S^0 and false π^0 background contributions, the assumption of negligible $B \rightarrow J/\psi K_S^0 \pi$ contributions, and the choice to set the mean parameter of the signal shape to its simulated value (i.e. $D_\mu = 0$).

A different parameterisation is used for each fit component and the modified model is fitted to the data sample. The variation in signal yield is taken as a systematic uncertainty, except when more than one alternative parameterisation is considered, in which case the average variation or the standard deviation is considered.

The signal shape is replaced by a double-sided Novosibirsk function [33] while random variations of the default parameters describing partially reconstructed backgrounds are generated using the covariance matrices. A hundred sets of new parameters are obtained for each background and used in the fit, and the standard deviation of the signal yield is taken as a systematic uncertainty. In the default model, combinatorial backgrounds associated to photons from the event are modelled using the high-mass region of the diphoton mass distribution that extends from 200–300 MeV/ c^2 . This interval is divided in four regions to determine new values of the shape parameters, keeping the same function. The average variation of the signal yield for the four parameterisations is taken as a systematic uncertainty. An alternative description for the other combinatorial background component is obtained by combining J/ψ and π^0 candidates from different events. The resulting B^0 candidates are

passed through the full chain of offline selection requirements and their mass distribution is parameterised by the sum of a Crystal Ball function and an exponential function with a slope free to vary in the fit. The fit results using these models deviate from the default result by less than 1%, except in the case of partially reconstructed $B^0 \rightarrow J/\psi K_S^0$ background decays, where a change in signal yield of 1.5% is observed.

In the default model, the yields of K_S^0 and false π^0 backgrounds are fixed to the values obtained in the study of the diphoton mass distribution. The default fit is repeated after changing the yields by their uncertainty, as reported in section 4.1. The resulting changes in signal yield lie between 0.6–0.9% and are considered as a systematic uncertainty.

Previously neglected $B \rightarrow J/\psi K_S^0 \pi$ decays are incorporated in the fit model by setting their contribution relative to $B^0 \rightarrow J/\psi K_S^0$ decays to its expected value. As these events are distributed well below the signal peak, the resulting change in signal yield is negligible.

Finally, the 1–2% difference in the ECAL calibration between the 2011–2012 and 2015–2018 data-taking campaigns is accounted for by leaving the signal mean parameter D_μ free to vary in the fit. A change in signal of 1.5% is observed while the parameter D_μ takes the value $(3.8 \pm 2.2) \text{ MeV}/c^2$.

In summary, a total uncertainty associated to the choice of signal fit model of 2.6% is found, dominated by the parameterisation of the K_S^0 background shape and the ECAL energy scale.

6.2 Normalisation fit model

The strategy to assess the uncertainties on the yield of normalisation decays is similar to that of the signal yield. The shape of the normalisation component is replaced by a Bukin function [34]. For the background components related to underlying-event photons, combinatorial candidates and partially reconstructed decays, the default functions are replaced by the sum of two Gaussian functions, a Chebyshev polynomial of second degree [35] and an Argus function [36] convoluted with a Gaussian function, respectively. The largest variations in the normalisation yield are found for the modified model of the normalisation and partially reconstructed decays, which are both at the level of 0.3–0.4%.

The correction to the relative yield of one- and two-photon backgrounds with respect to that of the normalisation yield is changed according to its uncertainty, as determined in a study of $B^+ \rightarrow J/\psi K^+$ decays that contaminate the data sample when the kaon is mistakenly associated with two photons from the event. A systematic uncertainty of 0.3% is assigned.

The different ECAL calibration in the 2011–2012 and 2015–2018 data samples observed at the π^0 mass level (1–2%) is reflected in the B^+ mass (0.06%) despite the π^0 mass constraint imposed by the kinematic fit of the decays. This small difference in the B^+ mass is ignored in the default model, which determines the shape of the normalisation channel from simulated samples that have the same calibration. The associated uncertainty is determined by correcting the simulated B^+ mass of the 2011–2012 and 2015–2018 samples to match the mass measured in the two different data sets, deriving new parameters for the normalisation shape and fitting the new model to the combined data set. The relative change in yield of 0.2% is taken as a systematic uncertainty, which brings the total uncertainty associated with the choice of the normalisation model to 0.6%.

6.3 Selection efficiencies

Given the similar topology and selection of signal and normalisation decays, the ratio of efficiency for several requirements should be close to one. This is assessed in detail for the BDT classifier, trigger and photon PID requirements by comparing the corresponding efficiencies in data and in simulation.

The multivariate classifier is constructed to have a similar response to signal and normalisation decays, but also to their isospin-conjugated decays $B^+ \rightarrow J/\psi\pi^+$ and $B^0 \rightarrow J/\psi K^{*0}$, respectively. These two modes are selected with relatively high efficiency and are less prone to backgrounds due to the absence of a neutral pion in the final state. They are therefore suitable to measure precisely the efficiency of the classifier output requirement and derive a possible correction to the efficiency ratio appearing in eq. (5.1). That correction is measured with a precision of 1.7%, limited by the size of the $B^+ \rightarrow J/\psi\pi^+$ data sample. Given that the difference between the measured and simulated efficiency ratios is less than that precision, no correction is applied and that precision is taken as a systematic uncertainty.

The uncertainty associated with the trigger requirements is determined similarly using samples of $B^+ \rightarrow J/\psi K^+$ events that fulfil any trigger requirements, with the J/ψ signals excluded [37]. Each sample is divided into two smaller samples, which are weighted to reproduce the muon kinematics in the signal and normalisation modes, respectively. The obtained efficiency ratio in data and simulation shows an excellent compatibility of the order of 0.3% which is considered as a systematic uncertainty.

The modelling of the photon PID distributions is studied using background-subtracted samples of normalisation decays. After dividing the sample into two halves, one of the two samples is further weighted such that the photon kinematic and isolation variables match the ones for signal decays. The efficiency is then determined for a wide range of photon PID requirements in each of the two samples and the obtained values compared to the simulation. The difference in the efficiency ratios between data and simulation at the chosen PID requirement is negligible, however, the largest difference of 0.8% is retained as a conservative estimate of the systematic uncertainty.

Uncertainties specific to the selection of $B^+ \rightarrow J/\psi K^{*+}$ candidates pertain to the kaon reconstruction and PID requirement, as well as the K^{*+} mass requirement. The former is evaluated based on dedicated track reconstruction studies performed with $J/\psi \rightarrow \mu^+\mu^-$ decays whose results are extrapolated to the case of kaons, and gives an uncertainty of 1.5% [38]. The PID requirement efficiency is derived using calibration samples from which three-dimensional efficiency tables in bins of kaon p_T , η , and the number of reconstructed tracks in the event are produced. The influence of the choice of binning on the efficiency is found to be below 0.3% and is taken as a systematic uncertainty. The influence of the size of the calibration samples is below one part per thousand and is therefore ignored. Finally, the modelling of the K^{*+} mass shape is studied by enlarging the selection mass window of $K^+\pi^0$ candidates (from ± 100 to ± 300 MeV/ c^2 around the known K^{*+} mass) for $J/\psi K^+\pi^0$ candidates in a narrow region around the B^+ mass peak. This pure sample of K^{*+} mesons allows a precise determination of the efficiency in data, compatible with the simulated value at the level of 1.1%, which is taken as a systematic uncertainty.

Source	Uncertainty (%)
Signal model	2.6
Normalisation model	0.6
Simulated sample size	1.6
BDT classifier	1.7
Trigger	0.3
Photon PID	0.8
Kaon reconstruction	1.5
K^{*+} mass	1.1
Systematic uncertainty	4.1
Statistical uncertainty	4.6
Total uncertainty	6.2

Table 3. Summary of uncertainties on the ratio of branching fractions for $B^0 \rightarrow J/\psi\pi^0$ and $B^+ \rightarrow J/\psi K^{*+}$ decays. Systematic uncertainties of individual sources are added in quadrature.

The size of the simulation sample for signal and normalisation decays enters the total systematic uncertainty through the statistical precision of the estimated selection efficiencies, which is evaluated to 1.6%.

6.4 Summary of uncertainties

The sources of systematic uncertainties affecting the ratio of branching fractions are summarised in table 3. Statistical and systematic uncertainties are found to be of the same order and are added in quadrature.

7 Cross-checks

7.1 Study of background modes

The number of 307 ± 49 partially reconstructed B^+ decays to the $J/\psi\rho^+$ final state found in the signal fit (table 1) is compatible with the expected yield of 339 ± 19 based on a reconstruction of this mode that includes the charged pion. Similarly, the contribution of 75 ± 30 $B_c^+ \rightarrow J/\psi\rho^+$ decays to the signal data sample is also compatible with the value of 62 ± 4 obtained when fully reconstructing these decays.

In the study of these backgrounds, the selection of ρ^+ candidates is similar to those of the K^{*+} in normalisation decays after exchanging the kaon for a pion. Moreover, the mass of $\pi^+\pi^0$ candidates is required to be within $200 \text{ MeV}/c^2$ of the known ρ^+ mass [12]. The B^+ candidates are selected with identical criteria on the BDT classifier, π^0 mass and photon PID as for the signal mode. In the case of B_c^+ candidates, these selection requirements are relaxed to accommodate the small production of B_c^+ mesons.

The determination of the yield of B^+ decays accounts for partially reconstructed $B^+ \rightarrow J/\psi K^{*+}$ background contributions where K^{*+} mesons decay to $K_S^0(\rightarrow \pi^0\pi^0)\pi^+$ and

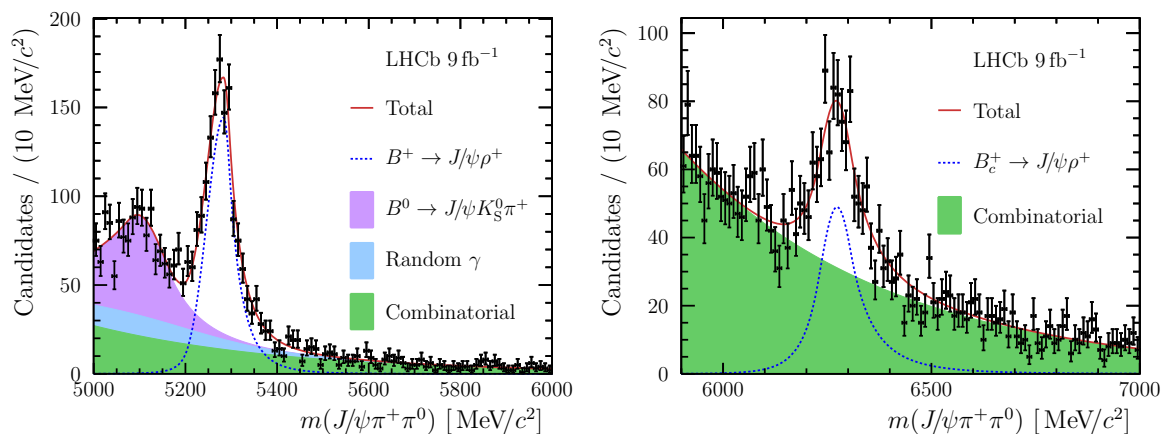


Figure 3. Mass distribution of $J/\psi\pi^+\pi^0$ candidates shown with the fit projection in the (left) B^+ and (right) B_c^+ signal region. In the latter case, the selection requirements are relaxed to accommodate the small production of B_c^+ mesons. The dashed line and coloured regions represent B^+ or B_c^+ decays to the $J/\psi\rho^+$ final-state and different sources of background, respectively.

one π^0 meson is missed. Like in the signal mode, decays with a K_S^0 meson in the final state and random photon backgrounds are constrained using a fit to the diphoton mass distribution. Backgrounds from the mis-identification of the kaon in normalisation decays are suppressed by a dedicated PID requirement imposed on the pion. In the B_c^+ sample, peaking backgrounds are ignored and only combinatorial backgrounds are modelled in the fit.

Results of the fits to the B^+ and B_c^+ samples are shown in figure 3. Given that the B_c^+ mode has never been observed, the detailed analysis of these decays is the subject of a separate publication [39].

7.2 Study of isospin-conjugated modes

Decays of $B^+ \rightarrow J/\psi\pi^+$ and $B^0 \rightarrow J/\psi K^{*0}$ are used to assess the systematic uncertainty associated to the modelling of the BDT classifier response. They can also be used to verify that the total efficiencies are well estimated in simulation by measuring the ratio of the branching fractions.

In this study, the p_T requirement for the π^+ meson is identical to the one for the π^0 mesons in signal and normalisation decays. In addition to the previous selection requirements placed on the K^+ and K^* candidates, stringent PID requirements are imposed to reduce the contamination from the main peaking backgrounds. Accordingly, the mass model for $J/\psi\pi^+$ background candidates accounts only for mis-identified $B^+ \rightarrow J/\psi K^+$ decays which still pass the PID selections given a much larger branching fraction, and a combinatorial component. The $J/\psi K^{*0}$ model includes partially reconstructed decays with one missed pion and a combinatorial component. Results of the fits to the B^+ and B^0 samples are shown in figure 4. The obtained branching fraction ratio is compatible with the world average at the level of 1.3 standard deviations.

7.3 Assumptions used in the signal and normalisation fits

Partially reconstructed $B^0 \rightarrow J/\psi K_S^0$ and $B^+ \rightarrow J/\psi\rho^+$ backgrounds have a similar distribution in the $J/\psi\pi^0$ mass. In the default fit model, the yield of the latter is free to vary, while

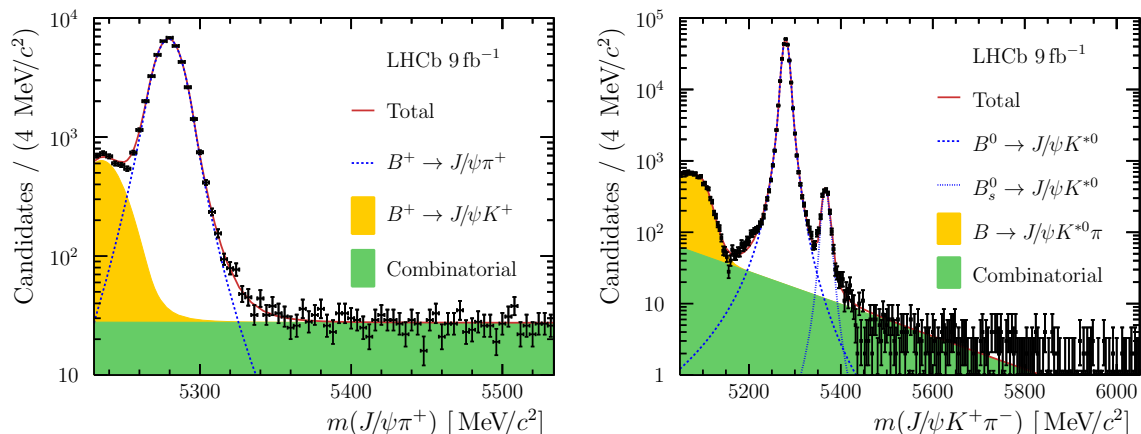


Figure 4. Mass distribution of (left) $J/\psi\pi^+$ and (right) $J/\psi K^{*0}$ candidates shown with the fit projection. The dashed lines and coloured regions represent $B^+ \rightarrow J/\psi\pi^+$ or $B_{(s)}^0 \rightarrow J/\psi K^{*0}$ decays and different sources of background, respectively.

the former yield is fixed to the value determined in another fit to the diphoton mass (see section 4.1). A model where the K_S^0 yield is free to vary and the $B^+ \rightarrow J/\psi\rho^+$ yield fixed to its expected value (as determined in section 7.1) gives a small 0.4% change in the results from the default model. Similarly, fixing the yield of B_c^+ decays has a 0.7% effect on the signal yield.

In the default normalisation fit, random photon background contributions are constrained using calibrated simulation samples, while a data-driven approach is adopted in the signal fit. The normalisation yield, however, is robust against the choice of model for these backgrounds with a small variation of 0.4% when the signal model is used, which is at the level of the associated systematic uncertainty of 0.3%.

By default, no action is taken to remove multiple candidates from the signal and normalisation data samples to which they contribute at the level of one and five parts per thousand, respectively. The bias in the yields when randomly removing multiple candidates from the samples is indeed found to be negligible.

8 Results

The obtained branching fraction ratio between $B^0 \rightarrow J/\psi\pi^0$ and $B^+ \rightarrow J/\psi K^{*+}$ decays is

$$\mathcal{R} = (1.153 \pm 0.053 \text{ (stat.)} \pm 0.048 \text{ (syst.)}) \times 10^{-2}.$$

The current world-average for the normalisation branching fraction of $(1.43 \pm 0.08) \times 10^{-3}$ [12] includes seven measurements performed using K^{*+} candidates with a reconstructed mass within a $100 \text{ MeV}/c^2$ mass window or smaller of the known K^{*+} mass [40–46]. The Belle analysis [42] is the only to measure the yield for resonant decays but estimates the contributions from nonresonant decays at the level of 5.2% in the K^* mass region. Including the nonresonant contributions, the uncertainty-weighted average of the normalisation branching fraction increases to

$$\mathcal{B}_{B^+ \rightarrow J/\psi K^{*+}} = (1.449 \pm 0.083) \times 10^{-3}.$$

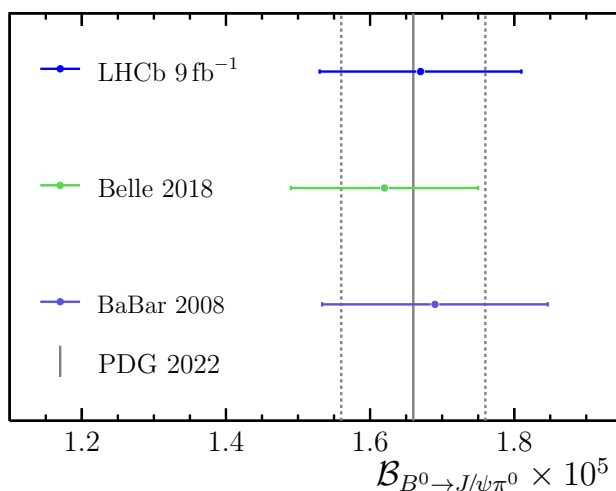


Figure 5. Branching fraction for $B^0 \rightarrow J/\psi\pi^0$ decays as measured in this analysis and by the BaBar and Belle collaborations. The world average and its uncertainty (PDG 2022) are indicated by the solid and dashed lines, respectively, representing a combination of the Belle, BaBar and CLEO measurements [10, 11, 47]. The latter measurement is affected by a much larger error and is not shown.

Combined with the world average $\mathcal{B}_{B^0 \rightarrow J/\psi\pi^0} = (1.66 \pm 0.10) \times 10^{-5}$, the expected ratio \mathcal{R} of $(1.15 \pm 0.10) \times 10^{-2}$ agrees with the result of this analysis, the latter being more precise.

Finally, using this new average for the normalisation branching fraction, the obtained branching fraction for signal decays is

$$\mathcal{B}_{B^0 \rightarrow J/\psi\pi^0} = (1.670 \pm 0.077 \text{ (stat.)} \pm 0.069 \text{ (syst.)} \pm 0.095 \text{ (ext.)}) \times 10^{-5},$$

where the last uncertainty reflects the precision on the branching fraction of the normalisation mode. As shown in figure 5, this result is in agreement with previous measurements.

9 Summary

The measurement of the branching fraction of $B^0 \rightarrow J/\psi\pi^0$ decays using $B^+ \rightarrow J/\psi K^{*+}$ decays as normalisation channel is presented. The measured ratio of branching fractions is compatible with the value determined from the average branching fractions of the individual decay modes and is more precise. Using a slightly increased average for the normalisation mode that accounts for the presence of nonresonant decays in the analysed $B^+ \rightarrow J/\psi K^{*+}$ sample, the branching fraction obtained for $B^0 \rightarrow J/\psi\pi^0$ decays is $(1.67 \pm 0.14) \times 10^{-5}$, compatible with the current world-average of $(1.66 \pm 0.10) \times 10^{-5}$. This result achieves a similar precision as the most precise single measurement of $(1.62 \pm 0.13) \times 10^{-5}$ published by the Belle collaboration [10]. This analysis also paves the way for future CP -violation measurements with these decays.

Acknowledgments

We express our gratitude to our colleagues in the CERN accelerator departments for the excellent performance of the LHC. We thank the technical and administrative staff at the

LHCb institutes. We acknowledge support from CERN and from the national agencies: CAPES, CNPq, FAPERJ and FINEP (Brazil); MOST and NSFC (China); CNRS/IN2P3 (France); BMBF, DFG and MPG (Germany); INFN (Italy); NWO (The Netherlands); MNiSW and NCN (Poland); MCID/IFA (Romania); MICINN (Spain); SNSF and SER (Switzerland); NASU (Ukraine); STFC (United Kingdom); DOE NP and NSF (U.S.A.). We acknowledge the computing resources that are provided by CERN, IN2P3 (France), KIT and DESY (Germany), INFN (Italy), SURF (The Netherlands), PIC (Spain), GridPP (United Kingdom), CSCS (Switzerland), IFIN-HH (Romania), CBPF (Brazil), and Polish WLCG (Poland). We are indebted to the communities behind the multiple open-source software packages on which we depend. Individual groups or members have received support from ARC and ARDC (Australia); Key Research Program of Frontier Sciences of CAS, CAS PIFI, CAS CCEPP, Fundamental Research Funds for the Central Universities, and Sci. & Tech. Program of Guangzhou (China); Minciencias (Colombia); EPLANET, Marie Skłodowska-Curie Actions, ERC and NextGenerationEU (European Union); A*MIDEX, ANR, IPhU and Labex P2IO, and Région Auvergne-Rhône-Alpes (France); AvH Foundation (Germany); ICSC (Italy); GVA, XuntaGal, GENCAT, Inditex, InTalent and Prog. Atracción Talento, CM (Spain); SRC (Sweden); the Leverhulme Trust, the Royal Society and UKRI (United Kingdom).

Open Access. This article is distributed under the terms of the Creative Commons Attribution License ([CC-BY4.0](https://creativecommons.org/licenses/by/4.0/)), which permits any use, distribution and reproduction in any medium, provided the original author(s) and source are credited.

References

- [1] N. Cabibbo, *Unitary Symmetry and Leptonic Decays*, *Phys. Rev. Lett.* **10** (1963) 531 [[INSPIRE](#)].
- [2] M. Kobayashi and T. Maskawa, *CP Violation in the Renormalizable Theory of Weak Interaction*, *Prog. Theor. Phys.* **49** (1973) 652 [[INSPIRE](#)].
- [3] L. Wolfenstein, *Parametrization of the Kobayashi-Maskawa Matrix*, *Phys. Rev. Lett.* **51** (1983) 1945 [[INSPIRE](#)].
- [4] A.B. Carter and A.I. Sanda, *CP Violation in B Meson Decays*, *Phys. Rev. D* **23** (1981) 1567 [[INSPIRE](#)].
- [5] Y. Grossman and M.P. Worah, *CP asymmetries in B decays with new physics in decay amplitudes*, *Phys. Lett. B* **395** (1997) 241 [[hep-ph/9612269](#)] [[INSPIRE](#)].
- [6] M.Z. Barel, K. De Bruyn, R. Fleischer and E. Malami, *In pursuit of new physics with $B_d^0 \rightarrow J/\psi K^0$ and $B_s^0 \rightarrow J/\psi \phi$ decays at the high-precision Frontier*, *J. Phys. G* **48** (2021) 065002 [[arXiv:2010.14423](#)] [[INSPIRE](#)].
- [7] M.Z. Barel, K. De Bruyn, R. Fleischer and E. Malami, *Penguin Effects in $B_d^0 \rightarrow J/\psi K_s^0$ and $B_s^0 \rightarrow J/\psi \phi$* , in the proceedings of the *11th International Workshop on the CKM Unitarity Triangle (CKM 2021)*, online conference, Australia, 22 November–26 December 2021, *PoS CKM2021* (2023) 111 [[arXiv:2203.14652](#)] [[INSPIRE](#)].
- [8] LHCb collaboration, *Measurement of the resonant and CP components in $\bar{B}^0 \rightarrow J/\psi \pi^+ \pi^-$ decays*, *Phys. Rev. D* **90** (2014) 012003 [[arXiv:1404.5673](#)] [[INSPIRE](#)].
- [9] LHCb collaboration, *Measurement of the time-dependent CP asymmetries in $B_s^0 \rightarrow J/\psi K_s^0$* , *JHEP* **06** (2015) 131 [[arXiv:1503.07055](#)] [[INSPIRE](#)].

- [10] BELLE collaboration, *Measurement of the branching fraction and time-dependent CP asymmetry for $B^0 \rightarrow J/\psi\pi^0$ decays*, *Phys. Rev. D* **98** (2018) 112008 [[arXiv:1810.01356](#)] [[INSPIRE](#)].
- [11] BABAR collaboration, *Evidence for CP violation in $B^0 \rightarrow J/\psi\pi^0$ decays*, *Phys. Rev. Lett.* **101** (2008) 021801 [[arXiv:0804.0896](#)] [[INSPIRE](#)].
- [12] PARTICLE DATA collaboration, *Review of Particle Physics*, *Prog. Theor. Exp. Phys.* **2022** (2022) 083C01 [[INSPIRE](#)] and online at <http://pdg.lbl.gov/>.
- [13] H. Mehraban and A. Asadi, *Final state interaction effects in $B^0 \rightarrow J/\psi\pi^0$ decay*, *Phys. Atom. Nucl.* **77** (2014) 1483 [[INSPIRE](#)].
- [14] R. Fleischer, R. Knegjens and G. Ricciardi, *Exploring CP Violation and η - η' Mixing with the $B_{s,d}^0 \rightarrow J/\psi\eta^{(\prime)}$ Systems*, *Eur. Phys. J. C* **71** (2011) 1798 [[arXiv:1110.5490](#)] [[INSPIRE](#)].
- [15] A.A. Alves Jr. et al., *Performance of the LHCb muon system*, 2013 *JINST* **8** P02022 [[arXiv:1211.1346](#)] [[INSPIRE](#)].
- [16] LHCb collaboration, *LHCb Detector Performance*, *Int. J. Mod. Phys. A* **30** (2015) 1530022 [[arXiv:1412.6352](#)] [[INSPIRE](#)].
- [17] C. Abellán Beteta et al., *Calibration and performance of the LHCb calorimeters in Run 1 and 2 at the LHC*, [arXiv:2008.11556](#) [[INSPIRE](#)].
- [18] R. Aaij et al., *Design and performance of the LHCb trigger and full real-time reconstruction in Run 2 of the LHC*, 2019 *JINST* **14** P04013 [[arXiv:1812.10790](#)] [[INSPIRE](#)].
- [19] S. Borghi, *Novel real-time alignment and calibration of the LHCb detector and its performance*, *Nucl. Instrum. Meth. A* **845** (2017) 560 [[INSPIRE](#)].
- [20] T. Sjöstrand, S. Mrenna and P.Z. Skands, *PYTHIA 6.4 Physics and Manual*, *JHEP* **05** (2006) 026 [[hep-ph/0603175](#)] [[INSPIRE](#)].
- [21] T. Sjöstrand, S. Mrenna and P.Z. Skands, *A Brief Introduction to PYTHIA 8.1*, *Comput. Phys. Commun.* **178** (2008) 852 [[arXiv:0710.3820](#)] [[INSPIRE](#)].
- [22] I. Belyaev et al., *Handling of the generation of primary events in Gauss, the LHCb simulation framework*, *J. Phys. Conf. Ser.* **331** (2011) 032047 [[INSPIRE](#)].
- [23] D.J. Lange, *The EvtGen particle decay simulation package*, *Nucl. Instrum. Meth. A* **462** (2001) 152 [[INSPIRE](#)].
- [24] P. Golonka and Z. Was, *PHOTOS Monte Carlo: A Precision tool for QED corrections in Z and W decays*, *Eur. Phys. J. C* **45** (2006) 97 [[hep-ph/0506026](#)] [[INSPIRE](#)].
- [25] J. Allison et al., *Geant4 developments and applications*, *IEEE Trans. Nucl. Sci.* **53** (2006) 270 [[INSPIRE](#)].
- [26] GEANT4 collaboration, *GEANT4 — a simulation toolkit*, *Nucl. Instrum. Meth. A* **506** (2003) 250 [[INSPIRE](#)].
- [27] M. Clemencic et al., *The LHCb simulation application, Gauss: Design, evolution and experience*, *J. Phys. Conf. Ser.* **331** (2011) 032023 [[INSPIRE](#)].
- [28] D. Müller, M. Clemencic, G. Corti and M. Gersabeck, *ReDecay: A novel approach to speed up the simulation at LHCb*, *Eur. Phys. J. C* **78** (2018) 1009 [[arXiv:1810.10362](#)] [[INSPIRE](#)].
- [29] W.D. Hulsbergen, *Decay chain fitting with a Kalman filter*, *Nucl. Instrum. Meth. A* **552** (2005) 566 [[physics/0503191](#)] [[INSPIRE](#)].
- [30] J.E. Gaiser, *Charmonium spectroscopy from radiative decays of the J/ψ and ψ'* , Ph.D. Thesis, Stanford University, Stanford, CA, U.S.A. (1982) [[SLAC-0255](#)] [[INSPIRE](#)].

- [31] M. Pivk and F.R. Le Diberder, *SPlot: A Statistical tool to unfold data distributions*, *Nucl. Instrum. Meth. A* **555** (2005) 356 [[physics/0402083](#)] [[INSPIRE](#)].
- [32] L. Anderlini et al., *The PIDCalib package*, LHCb-PUB-2016-021 (2016).
- [33] BELLE collaboration, *A detailed test of the CsI(Tl) calorimeter for BELLE with photon beams of energy between 20 MeV and 5.4 GeV*, *Nucl. Instrum. Meth. A* **441** (2000) 401 [[INSPIRE](#)].
- [34] BABAR collaboration, *Branching Fraction Measurements of the Color-Suppressed Decays $\bar{B}^0 \rightarrow D^{(*)0}\pi^0$, $D^{(*)0}\eta$, $D^{(*)0}\omega$, and $D^{(*)0}\eta'$ and Measurement of the Polarization in the Decay $\bar{B}^0 \rightarrow D^{*0}\omega$* , *Phys. Rev. D* **84** (2011) 112007 [*Erratum ibid.* **87** (2013) 039901] [[arXiv:1107.5751](#)] [[INSPIRE](#)].
- [35] T.J. Rivlin, *The Chebyshev polynomials*, in *Pure and Applied Mathematics*, first edition, Wiley (1974).
- [36] ARGUS collaboration, *Search for Hadronic $b \rightarrow u$ Decays*, *Phys. Lett. B* **241** (1990) 278 [[INSPIRE](#)].
- [37] R. Aaij et al., *The LHCb Trigger and its Performance in 2011, 2013* *JINST* **8** P04022 [[arXiv:1211.3055](#)] [[INSPIRE](#)].
- [38] LHCb collaboration, *Measurement of the track reconstruction efficiency at LHCb*, *2015 JINST* **10** P02007 [[arXiv:1408.1251](#)] [[INSPIRE](#)].
- [39] LHCb collaboration, *Observation of the $B_c^+ \rightarrow J/\psi\pi^+\pi^0$ decay*, [arXiv:2402.05523](#) [[LHCb-PAPER-2023-046](#)].
- [40] BABAR collaboration, *Evidence for the $B^0 \rightarrow p\bar{p}K^{*0}$ and $B^+ \rightarrow \eta_c K^{*+}$ decays and Study of the Decay Dynamics of B Meson Decays into $p\bar{p}h$ final states*, *Phys. Rev. D* **76** (2007) 092004 [[arXiv:0707.1648](#)] [[INSPIRE](#)].
- [41] BABAR collaboration, *Measurement of branching fractions and charge asymmetries for exclusive B decays to charmonium*, *Phys. Rev. Lett.* **94** (2005) 141801 [[hep-ex/0412062](#)] [[INSPIRE](#)].
- [42] BELLE collaboration, *Measurements of branching fractions and decay amplitudes in $B \rightarrow J/\psi K^*$ decays*, *Phys. Lett. B* **538** (2002) 11 [[hep-ex/0205021](#)] [[INSPIRE](#)].
- [43] CLEO collaboration, *Measurement of the decay amplitudes and branching fractions of $b \rightarrow J/\psi K^*$ and $b \rightarrow J/\psi K$ decays*, *Phys. Rev. Lett.* **79** (1997) 4533 [[hep-ex/9702013](#)] [[INSPIRE](#)].
- [44] CDF collaboration, *Reconstruction of $B^0 \rightarrow J/\psi K_s^0$ and measurement of ratios of branching ratios involving $B \rightarrow J/\psi K^*$* , *Phys. Rev. Lett.* **76** (1996) 2015 [[INSPIRE](#)].
- [45] CLEO collaboration, *Inclusive and exclusive decays of B mesons to final states including charm and charmonium mesons*, *Phys. Rev. D* **45** (1992) 21 [[INSPIRE](#)].
- [46] ARGUS collaboration, *Exclusive Hadronic Decays of B Mesons*, *Z. Phys. C* **48** (1990) 543 [[INSPIRE](#)].
- [47] CLEO collaboration, *Study of exclusive two-body B^0 meson decays to charmonium*, *Phys. Rev. D* **62** (2000) 051101 [[hep-ex/0004032](#)] [[INSPIRE](#)].















































































































































The LHCb collaboration

R. Aaij³⁵, A.S.W. Abdelmotteleb⁵⁴, C. Abellan Beteta⁴⁸, F. Abudinén⁵⁴, T. Ackernley⁵⁸, J.A. Adams⁶⁶, A.A. Adefisoye⁶⁶, B. Adeva⁴⁴, M. Adinolfi⁵², P. Adlarson⁷⁹, C. Agapopoulou⁴⁶, C.A. Aidala⁸⁰, Z. Ajaltouni¹¹, S. Akar⁶³, K. Akiba³⁵, P. Albicocco²⁵, J. Albrecht¹⁷, F. Alessio⁴⁶, M. Alexander⁵⁷, Z. Aliouche⁶⁰, P. Alvarez Cartelle⁵³, R. Amalric¹⁵, S. Amato³, J.L. Amey⁵², Y. Amhis^{13,46}, L. An⁶, L. Anderlini²⁴, M. Andersson⁴⁸, A. Andreianov⁴¹, P. Andreola⁴⁸, M. Andreotti²³, D. Andreou⁶⁶, A. Anelli^{28,p}, D. Ao⁷, F. Archilli^{34,v}, M. Argenton²³, S. Arguedas Cuendis⁹, A. Artamonov⁴¹, M. Artuso⁶⁶, E. Aslanides¹², M. Atzeni⁶², B. Audurier¹⁴, D. Bacher⁶¹, I. Bachiller Perea¹⁰, S. Bachmann¹⁹, M. Bachmayer⁴⁷, J.J. Back⁵⁴, P. Baladron Rodriguez⁴⁴, V. Balagura¹⁴, W. Baldini²³, J. Baptista de Souza Leite⁵⁸, M. Barbetti^{24,m}, I.R. Barbosa⁶⁷, R.J. Barlow⁶⁰, S. Barsuk¹³, W. Barter⁵⁶, M. Bartolini⁵³, J. Bartz⁶⁶, F. Baryshnikov⁴¹, J.M. Basels¹⁶, G. Bassi³², B. Batsukh⁵, A. Battig¹⁷, A. Bay⁴⁷, A. Beck⁵⁴, M. Becker¹⁷, F. Bedeschi³², I.B. Bediaga², A. Beiter⁶⁶, S. Belin⁴⁴, V. Bellee⁴⁸, K. Belous⁴¹, I. Belov²⁶, I. Belyaev³³, G. Benane¹², G. Bencivenni²⁵, E. Ben-Haim¹⁵, A. Berezhnoy⁴¹, R. Bernet⁴⁸, S. Bernet Andres⁴², C. Bertella⁶⁰, A. Bertolin³⁰, C. Betancourt⁴⁸, F. Betti⁵⁶, J. Bex⁵³, Ia. Bezshyiko⁴⁸, J. Bhom³⁸, M.S. Bieker¹⁷, N.V. Biesuz²³, P. Billoir¹⁵, A. Biolchini³⁵, M. Birch⁵⁹, F.C.R. Bishop¹⁰, A. Bitadze⁶⁰, A. Bizzeti⁴⁸, T. Blake⁵⁴, F. Blanc⁴⁷, J.E. Blank¹⁷, S. Blusk⁶⁶, V. Bocharnikov⁴¹, J.A. Boelhauve¹⁷, O. Boente Garcia¹⁴, T. Boettcher⁶³, A. Bohare⁵⁶, A. Boldyrev⁴¹, C.S. Bolognani⁷⁶, R. Bolzonella^{23,l}, N. Bondar⁴¹, F. Borgato^{30,46}, S. Borghi⁶⁰, M. Borsato^{28,p}, J.T. Borsuk³⁸, S.A. Bouchiba⁴⁷, T.J.V. Bowcock⁵⁸, A. Boyer⁴⁶, C. Bozzi²³, M.J. Bradley⁵⁹, A. Brea Rodriguez⁴⁴, N. Breer¹⁷, J. Brodzicka³⁸, A. Brossa Gonzalo⁴⁴, J. Brown⁵⁸, D. Brundu²⁹, E. Buchanan⁵⁶, A. Buonauro⁴⁸, L. Buonincontri³⁰, A.T. Burke⁶⁰, C. Burr⁴⁶, A. Bursche⁶⁹, A. Butkevich⁴¹, J.S. Butter⁵³, J. Buytaert⁴⁶, W. Byczynski⁴⁶, S. Cadeddu²⁹, H. Cai⁷¹, R. Calabrese^{23,l}, L. Calefice⁴³, S. Cali²⁵, M. Calvi^{28,p}, M. Calvo Gomez⁴², J. Cambon Bouzas⁴⁴, P. Campana²⁵, D.H. Campora Perez⁷⁶, A.F. Campoverde Quezada⁷, S. Capelli^{28,p}, L. Capriotti²³, R. Caravaca-Mora⁹, A. Carbone^{22,j}, L. Carcedo Salgado⁴⁴, R. Cardinale^{26,n}, A. Cardini²⁹, P. Carniti^{28,p}, L. Carus¹⁹, A. Casais Vidal⁶², R. Caspary¹⁹, G. Casse⁵⁸, J. Castro Godinez⁹, M. Cattaneo⁴⁶, G. Cavallero²³, V. Cavallini^{23,l}, S. Celani¹⁹, J. Cerasoli¹², D. Cervenkov⁶¹, S. Cesare^{27,o}, A.J. Chadwick⁵⁸, I. Chahrour⁸⁰, M. Charles¹⁵, Ph. Charpentier⁴⁶, C.A. Chavez Barajas⁵⁸, M. Chefdeville¹⁰, C. Chen¹², S. Chen⁵, Z. Chen⁷, A. Chernov³⁸, S. Chernyshenko⁵⁰, V. Chobanova⁷⁸, S. Cholak⁴⁷, M. Chrzaszcz³⁸, A. Chubykin⁴¹, V. Chulikov⁴¹, P. Ciambone²⁵, X. Cid Vidal⁴⁴, G. Ciezarek⁴⁶, P. Cifra⁴⁶, P.E.L. Clarke⁵⁶, M. Clemencic⁴⁶, H.V. Cliff⁵³, J. Closier⁴⁶, C. Cocha Toapaxi¹⁹, V. Coco⁴⁶, J. Cogan¹², E. Cogneras¹¹, L. Cojocariu⁴⁰, P. Collins⁴⁶, T. Colombo⁴⁶, A. Comerma-Montells⁴³, L. Congedo²¹, A. Contu²⁹, N. Cooke⁵⁷, I. Corredoira⁴⁴, A. Correia¹⁵, G. Corti⁴⁶, J.J. Cottee Meldrum⁵², B. Couturier⁴⁶, D.C. Craik⁴⁸, M. Cruz Torres^{2,g}, E. Curras Rivera⁴⁷, R. Currie⁵⁶, C.L. Da Silva⁶⁵, S. Dadabaev⁴¹, L. Dai⁶⁸, X. Dai⁶, E. Dall’Occo¹⁷, J. Dalseno⁴⁴, C. D’Ambrosio⁴⁶, J. Daniel¹¹, A. Danilina⁴¹, P. d’Argent²¹, A. Davidson⁵⁴, J.E. Davies⁶⁰, A. Davis⁶⁰, O. De Aguiar Francisco⁶⁰, C. De Angelis^{29,k}, F. De Benedetti⁴⁶, J. de Boer³⁵,

K. De Bruyn [ID](#)⁷⁵, S. De Capua [ID](#)⁶⁰, M. De Cian [ID](#)^{19,46}, U. De Freitas Carneiro Da Graca [ID](#)^{2,b},
 E. De Lucia [ID](#)²⁵, J.M. De Miranda [ID](#)², L. De Paula [ID](#)³, M. De Serio [ID](#)^{21,h}, D. De Simone [ID](#)⁴⁸,
 P. De Simone [ID](#)²⁵, F. De Vellis [ID](#)¹⁷, J.A. de Vries [ID](#)⁷⁶, F. Debernardis [ID](#)^{21,h}, D. Decamp [ID](#)¹⁰,
 V. Dedu [ID](#)¹², L. Del Buono [ID](#)¹⁵, B. Delaney [ID](#)⁶², H.-P. Dembinski [ID](#)¹⁷, J. Deng [ID](#)⁸, V. Denysenko [ID](#)⁴⁸,
 O. Deschamps [ID](#)¹¹, F. Dettori [ID](#)^{29,k}, B. Dey [ID](#)⁷⁴, P. Di Nezza [ID](#)²⁵, I. Diachkov [ID](#)⁴¹, S. Didenko [ID](#)⁴¹,
 S. Ding [ID](#)⁶⁶, L. Dittmann [ID](#)¹⁹, V. Dobishuk [ID](#)⁵⁰, A.D. Docheva [ID](#)⁵⁷, A. Dolmatov⁴¹, C. Dong [ID](#)⁴,
 A.M. Donohoe [ID](#)²⁰, F. Dordei [ID](#)²⁹, A.C. dos Reis [ID](#)², A.D. Dowling [ID](#)⁶⁶, A.G. Downes [ID](#)¹⁰,
 W. Duan [ID](#)⁶⁹, P. Duda [ID](#)⁷⁷, M.W. Dudek [ID](#)³⁸, L. Dufour [ID](#)⁴⁶, V. Duk [ID](#)³¹, P. Durante [ID](#)⁴⁶,
 M.M. Duras [ID](#)⁷⁷, J.M. Durham [ID](#)⁶⁵, O.D. Durmus [ID](#)⁷⁴, A. Dziurda [ID](#)³⁸, A. Dzyuba [ID](#)⁴¹, S. Easo [ID](#)⁵⁵,
 E. Eckstein⁷³, U. Egede [ID](#)¹, A. Egorychev [ID](#)⁴¹, V. Egorychev [ID](#)⁴¹, S. Eisenhardt [ID](#)⁵⁶, E. Ejopu [ID](#)⁶⁰,
 S. Ek-In [ID](#)⁴⁷, L. Eklund [ID](#)⁷⁹, M. Elashri [ID](#)⁶³, J. Ellbracht [ID](#)¹⁷, S. Ely [ID](#)⁵⁹, A. Ene [ID](#)⁴⁰, E. Eppe [ID](#)⁶³,
 S. Escher [ID](#)¹⁶, J. Eschle [ID](#)⁴⁸, S. Esen [ID](#)¹⁹, T. Evans [ID](#)⁶⁰, F. Fabiano [ID](#)^{29,k,46}, L.N. Falcao [ID](#)²,
 Y. Fan [ID](#)⁷, B. Fang [ID](#)^{71,13}, L. Fantini [ID](#)^{31,r}, M. Faria [ID](#)⁴⁷, K. Farmer [ID](#)⁵⁶, D. Fazzini [ID](#)^{28,p},
 L. Felkowski [ID](#)⁷⁷, M. Feng [ID](#)^{5,7}, M. Feo [ID](#)⁴⁶, M. Fernandez Gomez [ID](#)⁴⁴, A.D. Fernez [ID](#)⁶⁴,
 F. Ferrari [ID](#)²², F. Ferreira Rodrigues [ID](#)³, S. Ferreres Sole [ID](#)³⁵, M. Ferrillo [ID](#)⁴⁸, M. Ferro-Luzzi [ID](#)⁴⁶,
 S. Filippov [ID](#)⁴¹, R.A. Fini [ID](#)²¹, M. Fiorini [ID](#)^{23,l}, K.M. Fischer [ID](#)⁶¹, D.S. Fitzgerald [ID](#)⁸⁰,
 C. Fitzpatrick [ID](#)⁶⁰, F. Fleuret [ID](#)¹⁴, M. Fontana [ID](#)²², L.F. Foreman [ID](#)⁶⁰, R. Forty [ID](#)⁴⁶,
 D. Foulds-Holt [ID](#)⁵³, M. Franco Sevilla [ID](#)⁶⁴, M. Frank [ID](#)⁴⁶, E. Franzoso [ID](#)^{23,l}, G. Frau [ID](#)¹⁹, C. Frei [ID](#)⁴⁶,
 D.A. Friday [ID](#)⁶⁰, J. Fu [ID](#)⁷, Q. Fuehring [ID](#)¹⁷, Y. Fujii [ID](#)¹, T. Fulghesu [ID](#)¹⁵, E. Gabriel [ID](#)³⁵,
 G. Galati [ID](#)^{21,h}, M.D. Galati [ID](#)³⁵, A. Gallas Torreira [ID](#)⁴⁴, D. Galli [ID](#)^{22,j}, S. Gambetta [ID](#)⁵⁶,
 M. Gandelman [ID](#)³, P. Gandini [ID](#)²⁷, H. Gao [ID](#)⁷, R. Gao [ID](#)⁶¹, Y. Gao [ID](#)⁸, Y. Gao [ID](#)⁶, Y. Gao⁸,
 M. Garau [ID](#)^{29,k}, L.M. Garcia Martin [ID](#)⁴⁷, P. Garcia Moreno [ID](#)⁴³, J. García Pardiñas [ID](#)⁴⁶,
 K.G. Garg [ID](#)⁸, L. Garrido [ID](#)⁴³, C. Gaspar [ID](#)⁴⁶, R.E. Geertsema [ID](#)³⁵, L.L. Gerken [ID](#)¹⁷,
 E. Gersabeck [ID](#)⁶⁰, M. Gersabeck [ID](#)⁶⁰, T. Gershon [ID](#)⁵⁴, Z. Ghorbanimoghaddam⁵²,
 L. Giambastiani [ID](#)³⁰, F.I. Giasemis [ID](#)^{15,e}, V. Gibson [ID](#)⁵³, H.K. Gienza [ID](#)³⁹, A.L. Gilman [ID](#)⁶¹,
 M. Giovannetti [ID](#)²⁵, A. Gioventù [ID](#)⁴³, P. Gironella Gironell [ID](#)⁴³, C. Giugliano [ID](#)^{23,l}, M.A. Giza [ID](#)³⁸,
 E.L. Gkougkousis [ID](#)⁵⁹, F.C. Glaser [ID](#)^{13,19}, V.V. Gligorov [ID](#)¹⁵, C. Göbel [ID](#)⁶⁷, E. Golobardes [ID](#)⁴²,
 D. Golubkov [ID](#)⁴¹, A. Golutvin [ID](#)^{59,41,46}, A. Gomes [ID](#)^{2,a,†}, S. Gomez Fernandez [ID](#)⁴³,
 F. Goncalves Abrantes [ID](#)⁶¹, M. Goncerz [ID](#)³⁸, G. Gong [ID](#)⁴, J.A. Gooding [ID](#)¹⁷, I.V. Gorelov [ID](#)⁴¹,
 C. Gotti [ID](#)²⁸, J.P. Grabowski [ID](#)⁷³, L.A. Granado Cardoso [ID](#)⁴⁶, E. Graugés [ID](#)⁴³, E. Graverini [ID](#)^{47,t},
 L. Grazette [ID](#)⁵⁴, G. Graziani [ID](#), A.T. Greco [ID](#)⁴⁰, L.M. Greeven [ID](#)³⁵, N.A. Grieser [ID](#)⁶³, L. Grillo [ID](#)⁵⁷,
 S. Gromov [ID](#)⁴¹, C. Gu [ID](#)¹⁴, M. Guarise [ID](#)²³, M. Guittiere [ID](#)¹³, V. Guliaeva [ID](#)⁴¹, P.A. Günther [ID](#)¹⁹,
 A.-K. Guseinov [ID](#)⁴⁷, E. Gushchin [ID](#)⁴¹, Y. Guz [ID](#)^{6,41,46}, T. Gys [ID](#)⁴⁶, K. Habermann [ID](#)⁷³,
 T. Hadavizadeh [ID](#)¹, C. Hadjivasiliou [ID](#)⁶⁴, G. Haefeli [ID](#)⁴⁷, C. Haen [ID](#)⁴⁶, J. Haimberger [ID](#)⁴⁶,
 M. Hajheidari⁴⁶, M.M. Halvorsen [ID](#)⁴⁶, P.M. Hamilton [ID](#)⁶⁴, J. Hammerich [ID](#)⁵⁸, Q. Han [ID](#)⁸,
 X. Han [ID](#)¹⁹, S. Hansmann-Menzemer [ID](#)¹⁹, L. Hao [ID](#)⁷, N. Harnew [ID](#)⁶¹, T. Harrison [ID](#)⁵⁸,
 M. Hartmann [ID](#)¹³, J. He [ID](#)^{7,c}, K. Heijhoff [ID](#)³⁵, F. Hemmer [ID](#)⁴⁶, C. Henderson [ID](#)⁶³,
 R.D.L. Henderson [ID](#)^{1,54}, A.M. Hennequin [ID](#)⁴⁶, K. Hennessy [ID](#)⁵⁸, L. Henry [ID](#)⁴⁷, J. Herd [ID](#)⁵⁹,
 J. Herdieckerhoff [ID](#)¹⁷, P. Herrero Gascon [ID](#)¹⁹, J. Heuel [ID](#)¹⁶, A. Hicheur [ID](#)³, G. Hijano Mendizabal⁴⁸,
 D. Hill [ID](#)⁴⁷, S.E. Hollitt [ID](#)¹⁷, J. Horswill [ID](#)⁶⁰, R. Hou [ID](#)⁸, Y. Hou [ID](#)¹⁰, N. Howarth⁵⁸, J. Hu¹⁹,
 J. Hu [ID](#)⁶⁹, W. Hu [ID](#)⁶, X. Hu [ID](#)⁴, W. Huang [ID](#)⁷, W. Hulsbergen [ID](#)³⁵, R.J. Hunter [ID](#)⁵⁴,
 M. Hushchyn [ID](#)⁴¹, D. Hutchcroft [ID](#)⁵⁸, D. Ilin [ID](#)⁴¹, P. Ilten [ID](#)⁶³, A. Inglessi [ID](#)⁴¹, A. Iniuukhin [ID](#)⁴¹,
 A. Ishteev [ID](#)⁴¹, K. Ivshin [ID](#)⁴¹, R. Jacobsson [ID](#)⁴⁶, H. Jage [ID](#)¹⁶, S.J. Jaimes Elles [ID](#)^{45,72},
 S. Jakobsen [ID](#)⁴⁶, E. Jans [ID](#)³⁵, B.K. Jashal [ID](#)⁴⁵, A. Jawahery [ID](#)^{64,46}, V. Jevtic [ID](#)¹⁷, E. Jiang [ID](#)⁶⁴,

X. Jiang ^{5,7}, Y. Jiang ⁷, Y.J. Jiang ⁶, M. John ⁶¹, D. Johnson ⁵¹, C.R. Jones ⁵³,
T.P. Jones ⁵⁴, S. Joshi ³⁹, B. Jost ⁴⁶, N. Jurik ⁴⁶, I. Juszcak ³⁸, D. Kaminaris ⁴⁷,
S. Kandybei ⁴⁹, Y. Kang ⁴, M. Karacson ⁴⁶, D. Karpenkov ⁴¹, A. Kauniskangas ⁴⁷,
J.W. Kautz ⁶³, F. Keizer ⁴⁶, D.M. Keller ⁶⁶, M. Kenzie ⁵³, T. Ketel ³⁵, B. Khanji ⁶⁶,
A. Kharisova ⁴¹, S. Kholodenko ³², G. Khreich ¹³, T. Kirn ¹⁶, V.S. Kirsabom ^{28,p},
O. Kitouni ⁶², S. Klaver ³⁶, N. Klejme ^{32,s}, K. Klimaszewski ³⁹, M.R. Kmieci ³⁹, S. Koliiev ⁵⁰,
L. Kolk ¹⁷, A. Konoplyannikov ⁴¹, P. Kopciwicz ^{37,46}, P. Koppenburg ³⁵, M. Korolev ⁴¹,
I. Kostiuk ³⁵, O. Kot ⁵⁰, S. Kotriakhova ⁴¹, A. Kozachuk ⁴¹, P. Kravchenko ⁴¹, L. Kravchuk ⁴¹,
M. Kreps ⁵⁴, S. Kretzschmar ¹⁶, P. Krokovny ⁴¹, W. Krupa ⁶⁶, W. Krzemien ³⁹, J. Kubat ¹⁹,
S. Kubis ⁷⁷, W. Kucewicz ³⁸, M. Kucharczyk ³⁸, V. Kudryavtsev ⁴¹, E. Kulikova ⁴¹,
A. Kupsc ⁷⁹, B.K. Kutsenko ¹², D. Lacarrere ⁴⁶, A. Lai ²⁹, A. Lampis ²⁹, D. Lancierini ⁵³,
C. Landesa Gomez ⁴⁴, J.J. Lane ¹, R. Lane ⁵², C. Langenbruch ¹⁹, J. Langer ¹⁷,
O. Lantwin ⁴¹, T. Latham ⁵⁴, F. Lazzari ^{32,t}, C. Lazzeroni ⁵¹, R. Le Gac ¹², R. Lefèvre ¹¹,
A. Leflat ⁴¹, S. Legotin ⁴¹, M. Lehuraux ⁵⁴, E. Lemos Cid ⁴⁶, O. Leroy ¹², T. Lesiak ³⁸,
B. Leverington ¹⁹, A. Li ⁴, H. Li ⁶⁹, K. Li ⁸, L. Li ⁶⁰, P. Li ⁴⁶, P.-R. Li ⁷⁰, S. Li ⁸,
T. Li ^{5,d}, T. Li ⁶⁹, Y. Li ⁸, Y. Li ⁵, Z. Li ⁶⁶, Z. Lian ⁴, X. Liang ⁶⁶, S. Libralon ⁴⁵, C. Lin ⁷,
T. Lin ⁵⁵, R. Lindner ⁴⁶, V. Lisovskyi ⁴⁷, R. Litvinov ^{29,k}, F.L. Liu ¹, G. Liu ⁶⁹, K. Liu ⁷⁰,
Q. Liu ⁷, S. Liu ^{5,7}, Y. Liu ⁵⁶, Y. Liu ⁷⁰, Y.L. Liu ⁵⁹, A. Lobo Salvia ⁴³, A. Loi ²⁹,
J. Lomba Castro ⁴⁴, T. Long ⁵³, J.H. Lopes ³, A. Lopez Huertas ⁴³, S. López Soliño ⁴⁴,
G.H. Lovell ⁵³, C. Lucarelli ^{24,m}, D. Lucchesi ^{30,q}, S. Luchuk ⁴¹, M. Lucio Martinez ⁷⁶,
V. Lukashenko ^{35,50}, Y. Luo ⁶, A. Lupato ³⁰, E. Luppi ^{23,l}, K. Lynch ²⁰, X.-R. Lyu ⁷,
G.M. Ma ⁴, R. Ma ⁷, S. Maccolini ¹⁷, F. Machefer ¹³, F. Maciuc ⁴⁰, B.M. Mack ⁶⁶,
I. Mackay ⁶¹, L.M. Mackey ⁶⁶, L.R. Madhan Mohan ⁵³, M.M. Madurai ⁵¹, A. Maevskiy ⁴¹,
D. Magdalinski ³⁵, D. Maisuzenko ⁴¹, M.W. Majewski ³⁷, J.J. Malczewski ³⁸, S. Malde ⁶¹,
B. Malecki ^{38,46}, L. Malentacca ⁴⁶, A. Malinin ⁴¹, T. Maltsev ⁴¹, G. Manca ^{29,k},
G. Mancinelli ¹², C. Mancuso ^{27,13,o}, R. Manera Escalero ⁴³, D. Manuzzi ²², D. Marangotto ^{27,o},
J.F. Marchand ¹⁰, R. Marchevski ⁴⁷, U. Marconi ²², S. Mariani ⁴⁶, C. Marin Benito ⁴³,
J. Marks ¹⁹, A.M. Marshall ⁵², P.J. Marshall ⁵⁸, G. Martelli ^{31,r}, G. Martellotti ³³,
L. Martinazzoli ⁴⁶, M. Martinelli ^{28,p}, D. Martinez Santos ⁴⁴, F. Martinez Vidal ⁴⁵,
A. Massafferri ², M. Materok ¹⁶, R. Matev ⁴⁶, A. Mathad ⁴⁶, V. Matiunin ⁴¹,
C. Matteuzzi ⁶⁶, K.R. Mattioli ¹⁴, A. Mauri ⁵⁹, E. Maurice ¹⁴, J. Mauricio ⁴³,
P. Mayencourt ⁴⁷, M. Mazurek ³⁹, M. McCann ⁵⁹, L. McConnell ²⁰, T.H. McGrath ⁶⁰,
N.T. McHugh ⁵⁷, A. McNab ⁶⁰, R. McNulty ²⁰, B. Meadows ⁶³, G. Meier ¹⁷,
D. Melnychuk ³⁹, M. Merk ^{35,76}, A. Merli ^{27,o}, L. Meyer Garcia ³, D. Miao ^{5,7}, H. Miao ⁷,
M. Mikhasenko ^{73,f}, D.A. Milanese ⁷², A. Minotti ^{28,p}, E. Minucci ⁶⁶, T. Miralles ¹¹,
B. Mitreska ¹⁷, D.S. Mitzel ¹⁷, A. Modak ⁵⁵, A. Mödden ¹⁷, R.A. Mohammed ⁶¹,
R.D. Moise ¹⁶, S. Mokhnenko ⁴¹, T. Mombächer ⁴⁶, M. Monk ^{54,1}, S. Monteil ¹¹,
A. Morcillo Gomez ⁴⁴, G. Morello ²⁵, M.J. Morello ^{32,s}, M.P. Morgenthaler ¹⁹, A.B. Morris ⁴⁶,
A.G. Morris ¹², R. Mountain ⁶⁶, H. Mu ⁴, Z.M. Mu ⁶, E. Muhammad ⁵⁴, F. Muheim ⁵⁶,
M. Mulder ⁷⁵, K. Müller ⁴⁸, F. Muñoz-Rojas ⁹, R. Murta ⁵⁹, P. Naik ⁵⁸, T. Nakada ⁴⁷,
R. Nandakumar ⁵⁵, T. Nanut ⁴⁶, I. Nasteva ³, M. Needham ⁵⁶, N. Neri ^{27,o}, S. Neubert ⁷³,
N. Neufeld ⁴⁶, P. Neustroev ⁴¹, J. Nicolini ^{17,13}, D. Nicotra ⁷⁶, E.M. Niel ⁴⁷, N. Nikitin ⁴¹,
P. Nogga ⁷³, N.S. Nolte ⁶², C. Normand ⁵², J. Novoa Fernandez ⁴⁴, G. Nowak ⁶³, C. Nunez ⁸⁰,
H.N. Nur ⁵⁷, A. Oblakowska-Mucha ³⁷, V. Obraztsov ⁴¹, T. Oeser ¹⁶, S. Okamura ^{23,l,46},

A. Okhotnikov⁴¹, R. Oldeman^{29,k}, F. Oliva⁵⁶, M. Olocco¹⁷, C.J.G. Onderwater⁷⁶,
 R.H. O’Neil⁵⁶, J.M. Otalora Goicochea³, P. Owen⁴⁸, A. Oyanguren⁴⁵, O. Ozcelik⁵⁶,
 K.O. Padeken⁷³, B. Pagare⁵⁴, P.R. Pais¹⁹, T. Pajero⁶¹, A. Palano²¹, M. Palutan²⁵,
 G. Panshin⁴¹, L. Paolucci⁵⁴, A. Papanestis⁵⁵, M. Pappagallo^{21,h}, L.L. Pappalardo^{23,l},
 C. Pappenheimer⁶³, C. Parkes⁶⁰, B. Passalacqua²³, G. Passaleva²⁴, D. Passaro^{32,s},
 A. Pastore²¹, M. Patel⁵⁹, J. Patoc⁶¹, C. Patrignani^{22,j}, C.J. Pawley⁷⁶, A. Pellegrino³⁵,
 M. Pepe Altarelli²⁵, S. Perazzini²², D. Pereima⁴¹, A. Pereiro Castro⁴⁴, P. Perret¹¹,
 A. Perro⁴⁶, K. Petridis⁵², A. Petrolini^{26,n}, S. Petrucci⁵⁶, J.P. Pfaller⁶³, H. Pham⁶⁶,
 L. Pica^{32,s}, M. Piccini³¹, B. Pietrzyk¹⁰, G. Pietrzyk¹³, D. Pinci³³, F. Pisani⁴⁶,
 M. Pizzichemi^{28,p}, V. Placinta⁴⁰, M. Plo Casasus⁴⁴, F. Polci^{15,46}, M. Poli Lener²⁵,
 A. Poluektov¹², N. Polukhina⁴¹, I. Polyakov⁴⁶, E. Polycarpo³, S. Ponce⁴⁶, D. Popov⁷,
 S. Poslavskii⁴¹, K. Prasanth³⁸, C. Prouve⁴⁴, V. Pugatch⁵⁰, G. Punzi^{32,t}, W. Qian⁷,
 N. Qin⁴, S. Qu⁴, R. Quagliani⁴⁷, R.I. Rabadan Trejo⁵⁴, J.H. Rademacker⁵², M. Rama³²,
 M. Ramírez García⁸⁰, M. Ramos Pernas⁵⁴, M.S. Rangel³, F. Ratnikov⁴¹, G. Raven³⁶,
 M. Rebollo De Miguel⁴⁵, F. Redi^{27,i}, J. Reich⁵², F. Reiss⁶⁰, Z. Ren⁷, P.K. Resmi⁶¹,
 R. Ribatti^{32,s}, G.R. Ricart^{14,81}, D. Riccardi^{32,s}, S. Ricciardi⁵⁵, K. Richardson⁶²,
 M. Richardson-Slipper⁵⁶, K. Rinnert⁵⁸, P. Robbe¹³, G. Robertson⁵⁷, E. Rodrigues⁵⁸,
 E. Rodriguez Fernandez⁴⁴, J.A. Rodriguez Lopez⁷², E. Rodriguez Rodriguez⁴⁴,
 A. Rogovskiy⁵⁵, D.L. Rolf⁴⁶, P. Roloff⁴⁶, V. Romanovskiy⁴¹, M. Romero Lamas⁴⁴,
 A. Romero Vidal⁴⁴, G. Romolini²³, F. Ronchetti⁴⁷, M. Rotondo²⁵, S.R. Roy¹⁹,
 M.S. Rudolph⁶⁶, T. Ruf⁴⁶, M. Ruiz Diaz¹⁹, R.A. Ruiz Fernandez⁴⁴, J. Ruiz Vidal^{79,z},
 A. Ryzhikov⁴¹, J. Ryzka³⁷, J.J. Saavedra-Arias⁹, J.J. Saborido Silva⁴⁴, R. Sadek¹⁴,
 N. Sagidova⁴¹, D. Sahoo⁷⁴, N. Sahoo⁵¹, B. Saitta^{29,k}, M. Salomoni^{28,p},
 C. Sanchez Gras³⁵, I. Sanderswood⁴⁵, R. Santacesaria³³, C. Santamarina Rios⁴⁴,
 M. Santimaria²⁵, L. Santoro², E. Santovetti³⁴, A. Saputi^{23,46}, D. Saranin⁴¹, G. Sarpis⁵⁶,
 M. Sarpis⁷³, A. Sarti³³, C. Satriano^{33,u}, A. Satta³⁴, M. Saur⁶, D. Savrina⁴¹,
 H. Sazak¹⁶, L.G. Scantlebury Smead⁶¹, A. Scarabotto¹⁷, S. Schael¹⁶, S. Scherl⁵⁸,
 A.M. Schertz⁷⁴, M. Schiller⁵⁷, H. Schindler⁴⁶, M. Schmelling¹⁸, B. Schmidt⁴⁶,
 S. Schmitt¹⁶, H. Schmitz⁷³, O. Schneider⁴⁷, A. Schopper⁴⁶, N. Schulte¹⁷, S. Schulte⁴⁷,
 M.H. Schune¹³, R. Schwemmer⁴⁶, G. Schwering¹⁶, B. Sciascia²⁵, A. Sciuccati⁴⁶,
 S. Sellam⁴⁴, A. Semennikov⁴¹, T. Senger⁴⁸, M. Senghi Soares³⁶, A. Sergi²⁶, N. Serra⁴⁸,
 L. Sestini³⁰, A. Seuthe¹⁷, Y. Shang⁶, D.M. Shangase⁸⁰, M. Shapkin⁴¹, R.S. Sharma⁶⁶,
 I. Shchemerov⁴¹, L. Shchutska⁴⁷, T. Shears⁵⁸, L. Shekhtman⁴¹, Z. Shen⁶, S. Sheng^{5,7},
 V. Shevchenko⁴¹, B. Shi⁷, E.B. Shields^{28,p}, Y. Shimizu¹³, E. Shmanin⁴¹, R. Shorkin⁴¹,
 J.D. Shupperd⁶⁶, R. Silva Coutinho⁶⁶, G. Simi³⁰, S. Simone^{21,h}, N. Skidmore⁵⁴,
 T. Skwarnicki⁶⁶, M.W. Slater⁵¹, J.C. Smallwood⁶¹, E. Smith⁶², K. Smith⁶⁵, M. Smith⁵⁹,
 A. Snoch³⁵, L. Soares Lavra⁵⁶, M.D. Sokoloff⁶³, F.J.P. Soler⁵⁷, A. Solomin^{41,52},
 A. Solovov⁴¹, I. Solovveyev⁴¹, R. Song¹, Y. Song⁴⁷, Y. Song⁴, Y.S. Song⁶,
 F.L. Souza De Almeida⁶⁶, B. Souza De Paula³, E. Spadaro Norella^{27,o}, E. Spedicato²²,
 J.G. Speer¹⁷, E. Spiridenkov⁴¹, P. Spradlin⁵⁷, V. Sriskaran⁴⁶, F. Stagni⁴⁶, M. Stahl⁴⁶,
 S. Stahl⁴⁶, S. Stanislaus⁶¹, E.N. Stein⁴⁶, O. Steinkamp⁴⁸, O. Stenyakin⁴¹, H. Stevens¹⁷,
 D. Strelakina⁴¹, Y. Su⁷, F. Suljik⁶¹, J. Sun²⁹, L. Sun⁷¹, Y. Sun⁶⁴, W. Sutcliffe⁴⁸,
 P.N. Swallow⁵¹, F. Swystun⁵³, A. Szabelski³⁹, T. Szumlak³⁷, Y. Tan⁴, S. Taneja⁶⁰,
 M.D. Tat⁶¹, A. Terentev⁴⁸, F. Terzuoli^{32,w}, F. Teubert⁴⁶, E. Thomas⁴⁶,

D.J.D. Thompson ⁵¹, H. Tilquin ⁵⁹, V. Tisserand ¹¹, S. T'Jampens ¹⁰, M. Tobin ⁵, L. Tomassetti ^{23,l}, G. Tonani ^{27,o,46}, X. Tong ⁶, D. Torres Machado ², L. Toscano ¹⁷, D.Y. Tou ⁴, C. Trippel ⁴², G. Tuci ¹⁹, N. Tuning ³⁵, L.H. Uecker ¹⁹, A. Ukleja ³⁷, D.J. Unverzagt ¹⁹, E. Ursov ⁴¹, A. Usachov ³⁶, A. Ustyuzhanin ⁴¹, U. Uwer ¹⁹, V. Vagnoni ²², A. Valassi ⁴⁶, G. Valenti ²², N. Valls Canudas ⁴², H. Van Hecke ⁶⁵, E. van Herwijnen ⁵⁹, C.B. Van Hulse ^{44,y}, R. Van Laak ⁴⁷, M. van Veghel ³⁵, R. Vazquez Gomez ⁴³, P. Vazquez Regueiro ⁴⁴, C. Vázquez Sierra ⁴⁴, S. Vecchi ²³, J.J. Velthuis ⁵², M. Veltri ^{24,x}, A. Venkateswaran ⁴⁷, M. Vesterinen ⁵⁴, M. Vieites Diaz ⁴⁶, X. Vilasis-Cardona ⁴², E. Vilella Figueras ⁵⁸, A. Villa ²², P. Vincent ¹⁵, F.C. Volle ¹³, D. vom Bruch ¹², V. Vorobyev⁴¹, N. Voropaev ⁴¹, K. Vos ⁷⁶, G. Vouters¹⁰, C. Vrahas ⁵⁶, J. Walsh ³², E.J. Walton ¹, G. Wan ⁶, C. Wang ¹⁹, G. Wang ⁸, J. Wang ⁶, J. Wang ⁵, J. Wang ⁴, J. Wang ⁷¹, M. Wang ²⁷, N.W. Wang ⁷, R. Wang ⁵², X. Wang ⁶⁹, X.W. Wang ⁵⁹, Y. Wang ⁸, Z. Wang ¹³, Z. Wang ⁴, Z. Wang ²⁷, J.A. Ward ^{54,1}, M. Waterlaat⁴⁶, N.K. Watson ⁵¹, D. Websdale ⁵⁹, Y. Wei ⁶, B.D.C. Westhenry ⁵², D.J. White ⁶⁰, M. Whitehead ⁵⁷, A.R. Wiederhold ⁵⁴, D. Wiedner ¹⁷, G. Wilkinson ⁶¹, M.K. Wilkinson ⁶³, M. Williams ⁶², M.R.J. Williams ⁵⁶, R. Williams ⁵³, F.F. Wilson ⁵⁵, W. Wislicki ³⁹, M. Witek ³⁸, L. Witola ¹⁹, C.P. Wong ⁶⁵, G. Wormser ¹³, S.A. Wotton ⁵³, H. Wu ⁶⁶, J. Wu ⁸, Y. Wu ⁶, K. Wyllie ⁴⁶, S. Xian⁶⁹, Z. Xiang ⁵, Y. Xie ⁸, A. Xu ³², J. Xu ⁷, L. Xu ⁴, L. Xu ⁴, M. Xu ⁵⁴, Z. Xu ¹¹, Z. Xu ⁷, Z. Xu ⁵, D. Yang ⁴, S. Yang ⁷, X. Yang ⁶, Y. Yang ^{26,n}, Z. Yang ⁶, Z. Yang ⁶⁴, V. Yeroshenko ¹³, H. Yeung ⁶⁰, H. Yin ⁸, C.Y. Yu ⁶, J. Yu ⁶⁸, X. Yuan ⁵, E. Zaffaroni ⁴⁷, M. Zavertyaev ¹⁸, M. Zdybal ³⁸, M. Zeng ⁴, C. Zhang ⁶, D. Zhang ⁸, J. Zhang ⁷, L. Zhang ⁴, S. Zhang ⁶⁸, S. Zhang ⁶, Y. Zhang ⁶, Y.Z. Zhang ⁴, Y. Zhao ¹⁹, A. Zharkova ⁴¹, A. Zhelezov ¹⁹, X.Z. Zheng ⁴, Y. Zheng ⁷, T. Zhou ⁶, X. Zhou ⁸, Y. Zhou ⁷, V. Zhovkovska ⁵⁴, L.Z. Zhu ⁷, X. Zhu ⁴, X. Zhu ⁸, V. Zhukov ¹⁶, J. Zhuo ⁴⁵, Q. Zou ^{5,7}, D. Zuliani ³⁰, G. Zunica ⁴⁷

¹ School of Physics and Astronomy, Monash University, Melbourne, Australia

² Centro Brasileiro de Pesquisas Físicas (CBPF), Rio de Janeiro, Brazil

³ Universidade Federal do Rio de Janeiro (UFRJ), Rio de Janeiro, Brazil

⁴ Center for High Energy Physics, Tsinghua University, Beijing, China

⁵ Institute Of High Energy Physics (IHEP), Beijing, China

⁶ School of Physics State Key Laboratory of Nuclear Physics and Technology, Peking University, Beijing, China

⁷ University of Chinese Academy of Sciences, Beijing, China

⁸ Institute of Particle Physics, Central China Normal University, Wuhan, Hubei, China

⁹ Consejo Nacional de Rectores (CONARE), San Jose, Costa Rica

¹⁰ Université Savoie Mont Blanc, CNRS, IN2P3-LAPP, Annecy, France

¹¹ Université Clermont Auvergne, CNRS/IN2P3, LPC, Clermont-Ferrand, France

¹² Aix Marseille Univ, CNRS/IN2P3, CPPM, Marseille, France

¹³ Université Paris-Saclay, CNRS/IN2P3, IJCLab, Orsay, France

¹⁴ Laboratoire Leprince-Ringuet, CNRS/IN2P3, Ecole Polytechnique, Institut Polytechnique de Paris, Palaiseau, France

¹⁵ LPNHE, Sorbonne Université, Paris Diderot Sorbonne Paris Cité, CNRS/IN2P3, Paris, France

¹⁶ I. Physikalisches Institut, RWTH Aachen University, Aachen, Germany

¹⁷ Fakultät Physik, Technische Universität Dortmund, Dortmund, Germany

¹⁸ Max-Planck-Institut für Kernphysik (MPIK), Heidelberg, Germany

¹⁹ Physikalisches Institut, Ruprecht-Karls-Universität Heidelberg, Heidelberg, Germany

²⁰ School of Physics, University College Dublin, Dublin, Ireland

- ²¹ INFN Sezione di Bari, Bari, Italy
- ²² INFN Sezione di Bologna, Bologna, Italy
- ²³ INFN Sezione di Ferrara, Ferrara, Italy
- ²⁴ INFN Sezione di Firenze, Firenze, Italy
- ²⁵ INFN Laboratori Nazionali di Frascati, Frascati, Italy
- ²⁶ INFN Sezione di Genova, Genova, Italy
- ²⁷ INFN Sezione di Milano, Milano, Italy
- ²⁸ INFN Sezione di Milano-Bicocca, Milano, Italy
- ²⁹ INFN Sezione di Cagliari, Monserrato, Italy
- ³⁰ Università degli Studi di Padova, Università e INFN, Padova, Padova, Italy
- ³¹ INFN Sezione di Perugia, Perugia, Italy
- ³² INFN Sezione di Pisa, Pisa, Italy
- ³³ INFN Sezione di Roma La Sapienza, Roma, Italy
- ³⁴ INFN Sezione di Roma Tor Vergata, Roma, Italy
- ³⁵ Nikhef National Institute for Subatomic Physics, Amsterdam, The Netherlands
- ³⁶ Nikhef National Institute for Subatomic Physics and VU University Amsterdam, Amsterdam, The Netherlands
- ³⁷ AGH - University of Krakow, Faculty of Physics and Applied Computer Science, Kraków, Poland
- ³⁸ Henryk Niewodniczanski Institute of Nuclear Physics Polish Academy of Sciences, Kraków, Poland
- ³⁹ National Center for Nuclear Research (NCBJ), Warsaw, Poland
- ⁴⁰ Horia Hulubei National Institute of Physics and Nuclear Engineering, Bucharest-Magurele, Romania
- ⁴¹ Affiliated with an institute covered by a cooperation agreement with CERN
- ⁴² DS4DS, La Salle, Universitat Ramon Llull, Barcelona, Spain
- ⁴³ ICCUB, Universitat de Barcelona, Barcelona, Spain
- ⁴⁴ Instituto Galego de Física de Altas Enerxías (IGFAE), Universidade de Santiago de Compostela, Santiago de Compostela, Spain
- ⁴⁵ Instituto de Física Corpuscular, Centro Mixto Universidad de Valencia - CSIC, Valencia, Spain
- ⁴⁶ European Organization for Nuclear Research (CERN), Geneva, Switzerland
- ⁴⁷ Institute of Physics, Ecole Polytechnique Fédérale de Lausanne (EPFL), Lausanne, Switzerland
- ⁴⁸ Physik-Institut, Universität Zürich, Zürich, Switzerland
- ⁴⁹ NSC Kharkiv Institute of Physics and Technology (NSC KIPT), Kharkiv, Ukraine
- ⁵⁰ Institute for Nuclear Research of the National Academy of Sciences (KINR), Kyiv, Ukraine
- ⁵¹ University of Birmingham, Birmingham, United Kingdom
- ⁵² H.H. Wills Physics Laboratory, University of Bristol, Bristol, United Kingdom
- ⁵³ Cavendish Laboratory, University of Cambridge, Cambridge, United Kingdom
- ⁵⁴ Department of Physics, University of Warwick, Coventry, United Kingdom
- ⁵⁵ STFC Rutherford Appleton Laboratory, Didcot, United Kingdom
- ⁵⁶ School of Physics and Astronomy, University of Edinburgh, Edinburgh, United Kingdom
- ⁵⁷ School of Physics and Astronomy, University of Glasgow, Glasgow, United Kingdom
- ⁵⁸ Oliver Lodge Laboratory, University of Liverpool, Liverpool, United Kingdom
- ⁵⁹ Imperial College London, London, United Kingdom
- ⁶⁰ Department of Physics and Astronomy, University of Manchester, Manchester, United Kingdom
- ⁶¹ Department of Physics, University of Oxford, Oxford, United Kingdom
- ⁶² Massachusetts Institute of Technology, Cambridge, MA, United States
- ⁶³ University of Cincinnati, Cincinnati, OH, United States
- ⁶⁴ University of Maryland, College Park, MD, United States
- ⁶⁵ Los Alamos National Laboratory (LANL), Los Alamos, NM, United States
- ⁶⁶ Syracuse University, Syracuse, NY, United States
- ⁶⁷ Pontifícia Universidade Católica do Rio de Janeiro (PUC-Rio), Rio de Janeiro, Brazil, associated to³
- ⁶⁸ School of Physics and Electronics, Hunan University, Changsha City, China, associated to⁸
- ⁶⁹ Guangdong Provincial Key Laboratory of Nuclear Science, Guangdong-Hong Kong Joint Laboratory of Quantum Matter, Institute of Quantum Matter, South China Normal University, Guangzhou, China, associated to⁴
- ⁷⁰ Lanzhou University, Lanzhou, China, associated to⁵

- ⁷¹ *School of Physics and Technology, Wuhan University, Wuhan, China, associated to*⁴
⁷² *Departamento de Física, Universidad Nacional de Colombia, Bogota, Colombia, associated to*¹⁵
⁷³ *Universität Bonn - Helmholtz-Institut für Strahlen und Kernphysik, Bonn, Germany, associated to*¹⁹
⁷⁴ *Eotvos Lorand University, Budapest, Hungary, associated to*⁴⁶
⁷⁵ *Van Swinderen Institute, University of Groningen, Groningen, The Netherlands, associated to*³⁵
⁷⁶ *Universiteit Maastricht, Maastricht, The Netherlands, associated to*³⁵
⁷⁷ *Tadeusz Kosciuszko Cracow University of Technology, Cracow, Poland, associated to*³⁸
⁷⁸ *Universidad de Coruña, A Coruna, Spain, associated to*⁴²
⁷⁹ *Department of Physics and Astronomy, Uppsala University, Uppsala, Sweden, associated to*⁵⁷
⁸⁰ *University of Michigan, Ann Arbor, MI, United States, associated to*⁶⁶
⁸¹ *Departement de Physique Nucleaire (SPhN), Gif-Sur-Yvette, France*

^a *Universidade de Brasília, Brasília, Brazil*

^b *Centro Federal de Educação Tecnológica Celso Suckow da Fonseca, Rio De Janeiro, Brazil*

^c *Hangzhou Institute for Advanced Study, UCAS, Hangzhou, China*

^d *School of Physics and Electronics, Henan University, Kaifeng, China*

^e *LIP6, Sorbonne Universite, Paris, France*

^f *Excellence Cluster ORIGINS, Munich, Germany*

^g *Universidad Nacional Autónoma de Honduras, Tegucigalpa, Honduras*

^h *Università di Bari, Bari, Italy*

ⁱ *Università degli studi di Bergamo, Bergamo, Italy*

^j *Università di Bologna, Bologna, Italy*

^k *Università di Cagliari, Cagliari, Italy*

^l *Università di Ferrara, Ferrara, Italy*

^m *Università di Firenze, Firenze, Italy*

ⁿ *Università di Genova, Genova, Italy*

^o *Università degli Studi di Milano, Milano, Italy*

^p *Università di Milano Bicocca, Milano, Italy*

^q *Università di Padova, Padova, Italy*

^r *Università di Perugia, Perugia, Italy*

^s *Scuola Normale Superiore, Pisa, Italy*

^t *Università di Pisa, Pisa, Italy*

^u *Università della Basilicata, Potenza, Italy*

^v *Università di Roma Tor Vergata, Roma, Italy*

^w *Università di Siena, Siena, Italy*

^x *Università di Urbino, Urbino, Italy*

^y *Universidad de Alcalá, Alcalá de Henares, Spain*

^z *Department of Physics/Division of Particle Physics, Lund, Sweden*

[†] *Deceased*