



Aalborg Universitet

AALBORG UNIVERSITY
DENMARK

Key issues in assessing threats to sea turtles

knowledge gaps and future directions

Fuentes, Mariana M.P.B.; McMichael, Erin; Kot, Connie Y.; Silver-Gorges, Ian; Wallace, Bryan P.; Godley, Brendan J.; Brooks, Annabelle M.L.; Ceriani, Simona A.; Cortés-Gómez, Adriana A.; Dawson, Tiffany M.; Dodge, Kara L.; Flint, Mark; Jensen, Michael P.; Komoroske, Lisa M.; Kophamel, Sara; Lettrich, Matthew D.; Long, Christopher A.; Nelms, Sarah E.; Patrício, Ana R.; Robinson, Nathan J.; Seminoff, Jeffrey A.; Ware, Matthew; Whitman, Elizabeth R.; Chevallier, Damien; Clyde-Brockway, Chelsea E.; Korgaonkar, Sumedha A.; Mancini, Agnese; Mello-Fonseca, Juliana; Monsinjon, Jonathan R.; Neves-Ferreira, Isabella; Ortega, Anna A.; Patel, Samir H.; Pfaller, Joseph B.; Ramirez, Matthew D.; Raposo, Cheila; Smith, Caitlin E.; Abreu-Grobois, F. Alberto; Hays, Graeme C.

Published in:

Endangered Species Research

DOI (link to publication from Publisher):

[10.3354/ESR01278](https://doi.org/10.3354/ESR01278)

Creative Commons License

CC BY 4.0

Publication date:

2023

Document Version

Publisher's PDF, also known as Version of record

[Link to publication from Aalborg University](#)

Citation for published version (APA):

Fuentes, M. M. P. B., McMichael, E., Kot, C. Y., Silver-Gorges, I., Wallace, B. P., Godley, B. J., Brooks, A. M. L., Ceriani, S. A., Cortés-Gómez, A. A., Dawson, T. M., Dodge, K. L., Flint, M., Jensen, M. P., Komoroske, L. M., Kophamel, S., Lettrich, M. D., Long, C. A., Nelms, S. E., Patrício, A. R., ... Hays, G. C. (2023). Key issues in assessing threats to sea turtles: knowledge gaps and future directions. *Endangered Species Research*, 52, 303-341. <https://doi.org/10.3354/ESR01278>



REVIEW

Key issues in assessing threats to sea turtles: knowledge gaps and future directions

Mariana M. P. B. Fuentes^{1,*}, Erin McMichael², Connie Y. Kot³, Ian Silver-Gorges¹, Bryan P. Wallace⁴, Brendan J. Godley⁵, Annabelle M. L. Brooks⁶, Simona A. Ceriani⁷, Adriana A. Cortés-Gómez⁸, Tiffany M. Dawson⁹, Kara L. Dodge¹⁰, Mark Flint¹¹, Michael P. Jensen^{12,13}, Lisa M. Komoroske¹⁴, Sara Kophamel¹⁵, Matthew D. Lettrich², Christopher A. Long¹⁶, Sarah E. Nelms⁵, Ana R. Patrício^{5,17}, Nathan J. Robinson^{18,19}, Jeffrey A. Seminoff²⁰, Matthew Ware²¹, Elizabeth R. Whitman²², Damien Chevallier²³, Chelsea E. Clyde-Brockway^{24,25}, Sumedha A. Korgaonkar²⁶, Agnese Mancini²⁷, Juliana Mello-Fonseca²⁸, Jonathan R. Monsinjon²⁹, Isabella Neves-Ferreira²⁸, Anna A. Ortega³⁰, Samir H. Patel³¹, Joseph B. Pfaller³², Matthew D. Ramirez³³, Cheila Raposo¹⁷, Caitlin E. Smith³⁴, F. Alberto Abreu-Grobois³⁵, Graeme C. Hays³⁶

¹Department of Earth, Ocean, and Atmospheric Science, Florida State University, Tallahassee, Florida 32306, USA

Full author addresses are given in Appendix 1

ABSTRACT: Sea turtles are an iconic group of marine megafauna that have been exposed to multiple anthropogenic threats across their different life stages, especially in the past decades. This has resulted in population declines, and consequently many sea turtle populations are now classified as threatened or endangered globally. Although some populations of sea turtles worldwide are showing early signs of recovery, many still face fundamental threats. This is problematic since sea turtles have important ecological roles. To encourage informed conservation planning and direct future research, we surveyed experts to identify the key contemporary threats (climate change, direct take, fisheries, pollution, disease, predation, and coastal and marine development) faced by sea turtles. Using the survey results and current literature, we also outline knowledge gaps in our understanding of the impact of these threats and how targeted future research, often involving emerging technologies, could close those gaps.

KEY WORDS: Climate change · Illegal take · Fisheries · Pollution · Disease · Marine development · Marine turtles · Coastal development

1. INTRODUCTION

Sea turtles lead complex lives during which they are exposed to multiple anthropogenic threats, including those from climate change, coastal development, fisheries, direct take, and pollution (Fig. 1) (Donlan et al. 2010, Bolten et al. 2011, Fuentes et al. 2015, 2020a). These threats ultimately affect sea turtle

vital rates (Bolten et al. 2011) and can result in dramatic reductions in population size (Wallace et al. 2011). This is problematic since sea turtles have important ecological roles, contributing to the health and maintenance of coral reefs, seagrass beds, and sandy beaches, and act as biological transporters, introducing marine nutrients and energy to coastal ecosystems (Bjorndal & Jackson 2002, Bjorndal & Bolten

*Corresponding author: mfuentes@fsu.edu

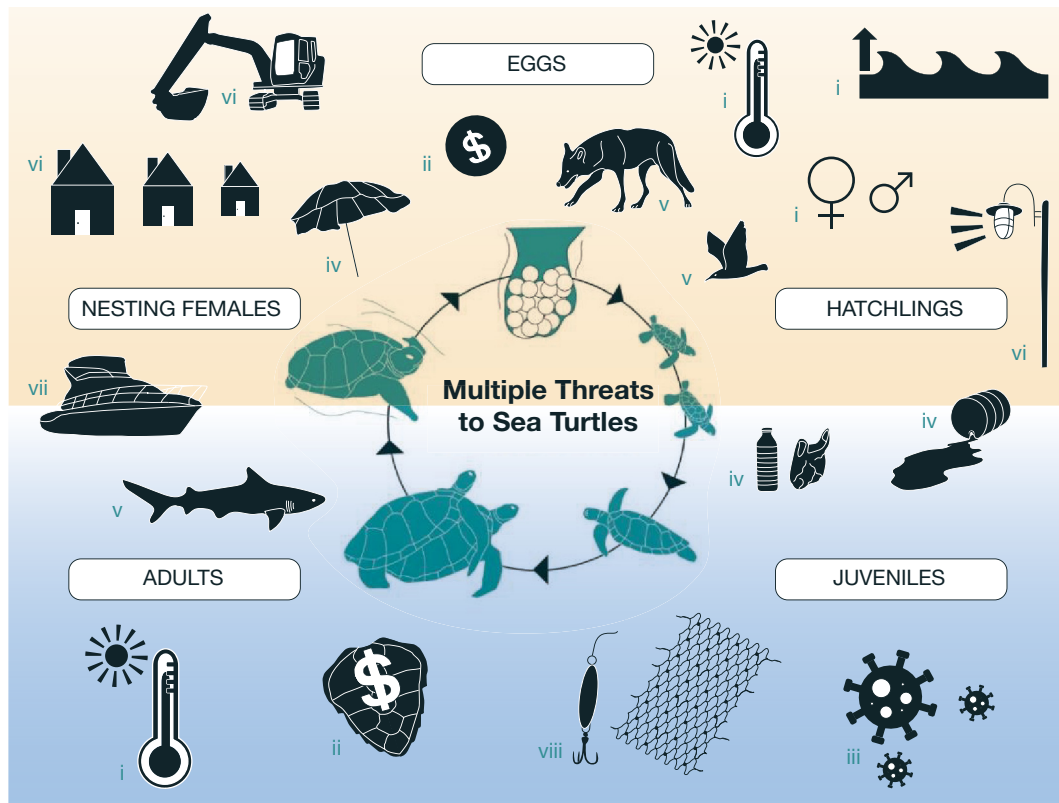


Fig. 1. Cumulative and synergistic threats that sea turtles face across their different life stages and habitats. The life history of turtles means they face threats both on land and in the ocean, and these cumulative threats may create conservation challenges. Depicted threats: (i) climate change; (ii) direct take; (iii) disease; (iv) pollution; (v) predation; (vi) coastal development; (vii) marine development; (viii) fisheries

2003). Decades-long conservation efforts aimed at mitigating some of these threats appear to have contributed to increases in abundance in certain populations (Mazaris et al. 2017). Nevertheless, some key threats remain, while others have recently emerged (Moore 2008, Hart et al. 2018, Fuentes et al. 2020a, López-Mendilaharsu et al. 2020). Taking thorough account of these threats is necessary to best inform contemporary conservation efforts. There is a broad understanding of individual threats that sea turtles are exposed to, and previous assessments based on literature reviews and expert knowledge highlight long-standing and remaining knowledge gaps (Hamann et al. 2010, Rees et al. 2016), with threat assessments usually focusing on spatiotemporally isolated issues (e.g. climate change; Patrício et al. 2021) or specific life stages (e.g. juveniles; Wildermann et al. 2018b). Relatively few studies explore the cumulative, synergistic, and secondary effects of different processes across broad spatial scales, which is required to determine the population consequences of disturbances and potential behavioral and physiological changes and their effects on vital rates (King et al.

2015, Pirodda et al. 2018). Given the continued uncertainty about the impact of threats on sea turtles, we (1) identify current knowledge gaps, uncertainties, and challenges that hinder the assessments of the most pressing threats to sea turtles based on expert elicitation and a more recent literature search (up to July 2023); (2) discuss key conservation approaches used to address specific threats and identify associated data needs to improve the implementation and effectiveness of such approaches; and (3) outline how recent advancements in research and techniques may improve threat assessments and mitigation. In this way, we endeavor to provide clear guidance on how the field may move forward so that key threats can be better evaluated, understood, and mitigated.

2. METHODS

We considered the list of threats to sea turtles that were identified by the IUCN Marine Turtle Specialist Group during the second Burning Issues Assessment Workshop (Mast et al. 2005, Wallace et al. 2011). These

included climate change, coastal development, fisheries, direct take for use, and pollution. In this study, we added predation, disease, and marine development (e.g. port activities and expansion, wind energy, oil and gas extraction, aquaculture; Table A1 in Appendix 2) as threats because they have also been commonly reported to impact sea turtles (Heithaus et al. 2008, Bolten et al. 2011, Goodale & Milman 2016, Whittock et al. 2017, Butler et al. 2020, Mashkour et al. 2020). We used a Delphi technique (Mukherjee et al. 2015) to identify key knowledge gaps and potential conservation approaches associated with each threat. This approach consisted of an initial survey that gathered information on participants' background, area of expertise, and perception of knowledge gaps associated with a specific threat (Section A in the Supplement at www.int-res.com/articles/suppl/n052p303_supp.pdf). The initial survey was circulated to 65 volunteer participants that attended a virtual workshop entitled 'Understanding and quantifying cumulative and synergetic stressors to sea turtles' at the 40th International Sea Turtle Symposium in 2022. Ten additional participants with expertise in assessing specific threats to sea turtles also completed the initial survey. Based on responses from the initial survey (n = 37), respondents that indicated that they had some expertise (5–10 yr) and/or a lot of experience (>10 yr) with a particular threat were asked to complete a follow-up survey (Section B in the Supplement, example survey for climate change) for a maximum of 3 threats, based on their stated expertise. The follow-up survey asked specific questions related to each threat (up to 3) to

identify conservation approaches to mitigate those threats and a list of knowledge gaps that hinder our evaluation of each threat. Respondents were also asked to indicate how certain they were of the impacts of specific threats on sea turtles. Degrees of certainty were based on their knowledge of the threat and/or the existence of empirical work/literature (Section B in the Supplement). The results from the survey are mainly presented in Tables 1 & 2 and incorporated with our literature review on the background, conservation approaches, and knowledge gaps for each threat.

Along with the Delphi survey results, we summarized information within the literature to present the current knowledge of key threats to sea turtles, conservation approaches implemented to address specific threats, and outstanding gaps that hinder our understanding of impacts. We also included information on emerging research techniques, identified by respondents, to fill knowledge gaps in assessing threats to sea turtles.

3. RESULTS

The initial survey was completed by 37 respondents, of which 62% were academics, 19% were government employees, and 19% were associated with either for-profit or non-profit organizations. Most respondents (30%) indicated that they had 10 to 15 yr of experience working with sea turtles, followed by those with 5 to 10 yr of experience (27%), and those

Table 1. Certainty of survey respondents (in %) towards the impacts of specific threats on sea turtles

	Climate change (n = 12)	Direct take (n = 3)	Disease (n = 4)	Pollution (n = 5)	Predation (n = 6)	Coastal development (n = 10)	Marine development (n = 11)	Fisheries (n = 9)
Low certainty: very little or no empirical work/literature exists, or you have limited personal experience	0	0	0	0	0	0	9.09	0
Moderate certainty: some empirical work/literature exists, or you have some personal experience	16.67	33.33	75	20	33.33	30	63.64	33.33
High certainty: body of empirical work exists, or you have direct personal experience	50	33.33	0	80	66.67	40	27.27	33.33
Very certain: extensive empirical work exists, or you have extensive personal experience	33.33	33.33	25	0	0	30	0	33.33

Table 2. Key knowledge gaps associated with the impact and conservation strategy for each considered threat

Threat	Key questions related to impact	Key questions related to conservation
Climate change	What is the effect of feminization on population dynamics and what is the number/proportion of males necessary to maintain a population at various levels?	What is the best approach for predicting which nesting areas to protect under future climate conditions?
	What is the impact of climate change on nesting and foraging habitats, and how might sea turtles adapt?	How do interventions at nesting beaches (e.g. clutch relocation and/or cooling) impact the ability of sea turtles to adapt to climate change (through behavior or evolutionary processes)?
	How do cascading effects of climate change affect sea turtles (e.g. effect of climate change on fishing)?	How will manipulating sand temperatures affect the operational sex ratio (OSR) and population dynamics? And what should the OSR of a healthy sea turtle population be?
	What are the physiological thresholds or tolerances at all life stages? Which populations are nearing or passing those thresholds?	What are the risks of manipulating the nesting environment? What are the trade-offs?
Direct take	Where does direct take occur, how many turtles are taken, and what life stages are impacted?	Is there capacity to create a monitoring and/or enforcement body for direct take from specific populations?
	Why is direct take occurring and who is involved in these activities (e.g. supply chain and consumers), i.e. who are the drivers?	Are local communities supportive of cessation of direct take?
	What are the thresholds of take at each life stage that exceed sustainability?	How can we distinguish between retained bycatch vs. direct take?
Disease	What is the etiology of diseases?	What conditions and/or treatments improve chances of recovery?
	What is the prevalence and severity of disease on oceanic and neritic turtle populations?	What are the baseline and/or reference ranges of healthy turtle physiology?
	What are the environmental and/or human stressors causing immuno-suppression in sea turtles?	What are the appropriate diagnostic and treatment options for disease?
	What are the common factors associated with sites with high disease prevalence and severity?	
	What are the contextual and/or site-specific factors affecting disease?	
Pollution	What are the population-level impacts of plastic ingestion and entanglement?	How can pollutants be traced back to their source to hold landholders and companies responsible?
	What are the effects of chemical contaminants on the long-term survival of animals treated for oil fouling?	How willing is society to change their behavior to mitigate impacts from pollution?
	What are the sublethal health effects of pollutant exposure on sea turtles?	
Predation	What level of predation is sustainable?	Which available management actions are most effective at reducing predation? What are their associated demographic, ecological, logistical, and financial trade offs?
	What abiotic and biotic factors affect predator and prey behaviors?	
	How do predators affect sea turtle populations and behavior in the face of multiple anthropogenic and natural stressors?	How might management of synergistic threats interact with predation?

Table 2. (continued)

Threat	Key questions related to impact	Key questions related to conservation
Coastal development	What is the collective impact (additive, negative, synergistic) of different types of coastal development on nesting sea turtle behavior and reproduction?	How effective are current regulations at protecting nesting beaches from coastal development threats?
	What level of adaptability do turtles have when it comes to coastal development? Does it differ among species and among populations of the same species?	How do we best balance coastal development and ecological priorities?
	What factors influence turtle foraging site selection at regional or local scales? And how does coastal development affect it?	What are the disturbance thresholds for sea turtles, per life stage, for individual threats? How do these thresholds change for cumulative stressors?
Marine Development	What are the direct and indirect impacts of marine development on sea turtles?	How can we better evaluate sea turtles' responses to direct and indirect anthropogenic impacts, and their interactions in pelagic waters?
	What marine development activities directly (vs indirectly) impact sea turtles the most, given a defined threshold for impact (e.g. habitat alteration, water column pollution, sound propagation, presence of vessels and/or other anthropogenic activities, or sedimentation)?	Is there sufficient knowledge on sea turtle spatio-temporal distribution and habitat use to determine the best conservation strategy?
	What are the behavioral and demographic responses to different forms of marine development?	Are current key conservation strategies effective/efficient? Are current restriction boundaries accurately encompassing habitat-use? What metric defines success? Is this metric (or metrics) sufficiently tied to state/federal/international management goals?
Fisheries	What are the individual and population level effects of non-lethal impacts from fisheries (industrial, small scale, and recreational)?	How can we identify and effectively engage relevant stakeholders in development, implementation, and adoption of sustainable bycatch reduction solutions in various fishing sectors, communities, and cultures?
	How do we develop the best estimate of bycatch when data are incomplete, especially when observer coverage is low?	What fishing gear characteristics most influence the magnitude and severity of bycatch impacts, and how can we prioritize bycatch reduction efforts for the fishing gears with the highest impacts on sea turtles?
	What is the rate of post-interaction mortality across species and fishery types? How can we assess post-release mortality?	What is the scale of mitigation being undertaken, how effective is it, and how can this be augmented? What are some current mitigation measures that need more research and development on efficacy?

with more than 20 yr of experience (22%). Most respondents indicated some experience (>5 yr) with working on impacts of climate change (60%), coastal development (46%), and/or marine development (48%) on sea turtles. In contrast, fewer respondents indicated experience (>5 yr) with fisheries (35%), pollution (35%), predation (30%), disease (27%), and direct take (27%). Based on the follow-up surveys, respondents indicated that they were most certain of impacts related to climate change, pollution, and coastal de-

velopment and least certain of impacts related to disease and marine development (Table 1).

3.1. Climate change

3.1.1. Background

Sea turtles are affected by multiple climate-related threats across their different life stages (Patrício et al.

2021). Considerable research effort has focused on the threat of population feminization due to the effect of rising incubation temperatures in light of temperature-dependent sex determination (TSD; e.g. Jensen et al. 2018, Patrício et al. 2021). Rising incubation temperatures can also decrease hatching success and hatchling fitness (Santidrián Tomillo et al. 2012, Hays et al. 2017, Montero et al. 2018). Additionally, sea level rise may cause the loss of nesting areas and higher clutch mortality due to seawater inundation (Fuentes et al. 2010, Varela et al. 2019, Lyons et al. 2020). Further, extreme weather events are predicted to occur more frequently with climate change, which may destroy nests and alter hatchling dispersal patterns (Fuentes & Abbs 2010, DuBois et al. 2020). For in-water life stages, future changes in climate conditions may push sea turtles into novel regions and habitats where they experience new anthropogenic, trophic, and ecological interactions (Pikesley et al. 2015, Fuentes et al. 2020a). Reduced fitness due to resource depletion or emerging diseases may further stress populations in a changing climate (Patrício et al. 2021). Climate change has therefore been described as a threat multiplier that interacts in additive and synergistic ways with almost all other stressors that sea turtles face (Staudt et al. 2013).

3.1.2. Conservation approaches

Several conservation mechanisms have been proposed to mitigate the effects of climate change on sea turtles (reviewed in Fuentes et al. 2012). Some mechanisms are focused on reducing egg incubation temperatures by shading or irrigating nests (Jourdan & Fuentes 2015, Esteban et al. 2018, Gatto et al. 2023). Others emphasize relocating clutches to cooler environments, to areas less prone to flooding and erosion on the nesting beach, or to hatcheries (Martins et al. 2021). Additional mechanisms include protecting nesting areas through sediment nourishing, revegetation, and regulated coastal development (Dellert et al. 2014). Monitoring incubation temperatures has been widely adopted, allowing direct assessments of temperature-related clutch mortality (Laloë et al. 2017, Bladow & Milton 2019) and baselines for sex ratio assessments. Discussions on the effectiveness and feasibility of different conservation approaches to mitigate the impacts of climate change on sea turtles can be found in Fuentes et al. (2012) and Patrício et al. (2021). To date, less effort has been directed towards understanding and mitigating the detrimental effects of climate change on turtles at sea (e.g. changes in condi-

tions at migratory corridors; Almpandou et al. 2019) when compared to efforts at nesting beaches. One of the strategies suggested to provide protection at sea and increase the resilience of sea turtles to climate change is the establishment of dynamic protected areas (Maxwell et al. 2015).

3.1.3. Knowledge gaps

Many assessments on the impact of climate change on sea turtles focus on individual stressors and/or specific sea turtle populations, with most to date focusing on the impacts of changes in temperature on sea turtle reproductive output (Patrício et al. 2021). As such, several knowledge gaps related to the impacts of changes in temperature on sea turtles have been identified in previous reviews (see Patrício et al. 2021) and addressed in recent research efforts (Rees et al. 2016). However, despite this work, the demographic consequences of projected skewed sex ratios are still poorly understood (Table 2; Heppell et al. 2022), and the minimum number of adult males needed to sustain a population remains unknown (Fig. 2b) (Santidrián Tomillo et al. 2021, Santidrián Tomillo 2022). Nesting beaches with heavily skewed female hatchling production may also exhibit a lower incidence of multiple paternity in clutches, which may be a precursor to further demographic consequences of a scarcity of adult males (Hays et al. 2022). Crucially, the point at which a scarcity of males starts to negatively impact clutch fertility is still unknown (Hays et al. 2022). Male hatchling production may increase with heavy rainfall (Staines et al. 2020, Laloë et al. 2021). While there are reasonable regional predictions for the likely extent of climate warming, there remains a high degree of uncertainty regarding how patterns of heavy rainfall may change in the future (Santidrián Tomillo et al. 2021) and how interactions with changes in temperature will affect the reproductive output of sea turtles.

The ability of sea turtles to adapt to projected changes in climate remains largely unknown. To counteract the impacts from increases in temperature, sea turtles may shift their nesting phenology to cooler times of the year (e.g. Weishampel et al. 2004, Mazaris et al. 2008). However, studies have now suggested that phenological shifts are unlikely to fully mitigate impacts of climate change (Saba et al. 2012, Monsinjon et al. 2019, Fuentes et al. 2023b, Laloë & Hays 2023) and may also be influenced by non-environmental phenomena (Robinson et al. 2016). It has been suggested that sea turtles may also gradually

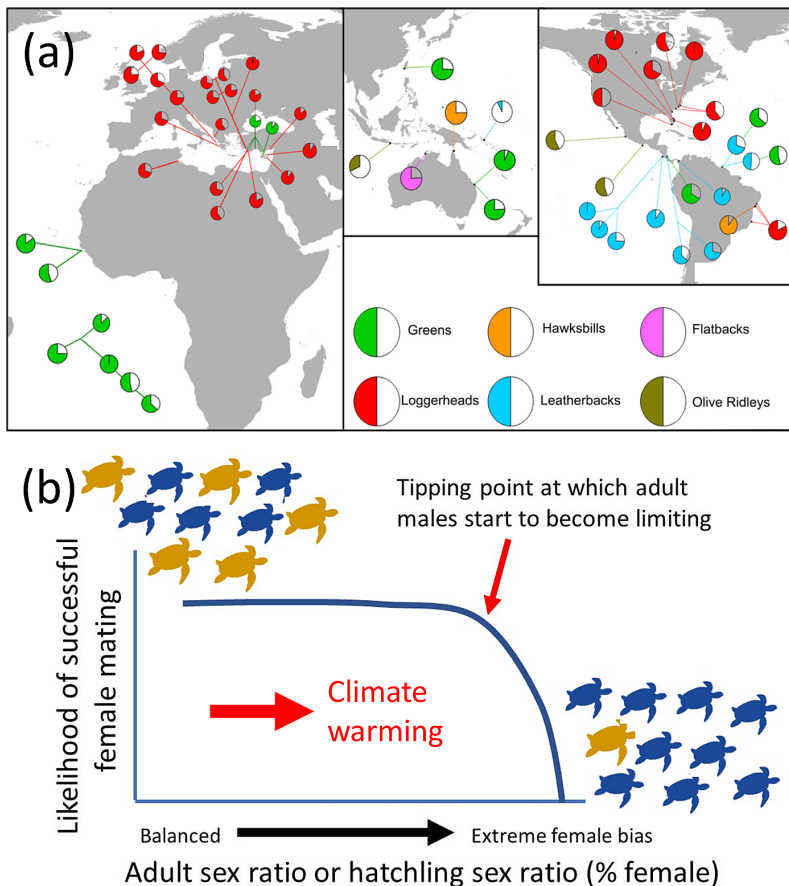


Fig. 2. Climate change and skewed sex ratios. (a) Hatchling sex ratio reported around the world. The estimated proportion of females is presented as the filled slices of the pie charts, with different species being presented by different colors (redrawn from Hays et al. 2014). (b) Theoretical considerations for how the likelihood of successful female mating might be expected to change at increasingly female-skewed sex ratios. As adult male turtles (yellow) become more scarce compared to females (blue), a tipping point may occur where not all breeding females encounter breeding males (figure modified from Hays et al. 2023)

shift their nesting ranges to areas that are climatically more suitable in the future (Abella Perez et al. 2016, Mainwaring et al. 2017, Fuentes et al. 2020a). Since nest site fidelity is not as high as previously thought, and because nesting beaches that are too warm will experience high embryonic mortality and hence will produce few to no hatchlings, recruitment will be reduced in specific areas (Raposo et al. 2023).

Less is known about the impacts of climate change on sea turtle foraging habitat and in-water behavior (Patrício et al. 2021). Storm systems can shape the movements of sea turtles in unusual ways (Monzón-Argüello et al. 2012, Ascani et al. 2016). Storms and climate warming can also profoundly impact foraging habitats, for example, causing seagrass die-offs and coral bleaching associated with marine heatwaves (Hays et al. 2020, Strydom et al. 2020), with likely cas-

ading effects on sea turtle foraging ecology. However, how foraging habitats are likely to change and the consequences for sea turtle growth, health, and reproductive output remain poorly understood (Stubbs et al. 2020).

Although progress has been made in projecting sea turtle habitat conditions under future environmental change scenarios (e.g. Almpantidou et al. 2016, Patel et al. 2021), advances are needed to better incorporate biological information and dynamic environmental conditions into models to inform possible conservation measures. A few studies have taken a more holistic approach, looking across multiple climate stressors or multiple sea turtle populations (e.g. Fuentes et al. 2011, Patrício et al. 2019, Lettrich et al. 2020). Expanding the scope and prevalence of multi-population and multi-stressor assessments will improve our ability to compare populations and prioritize conservation resources. Additionally, there is uncertainty surrounding how climate forecasts at global or regional scales apply at local scales.

Ultimately, without a robust understanding of the impacts of climate change on turtles and pre-existing baseline information on population structure and reproductive output, it becomes challenging to develop appropriate conservation interventions (see Table 1 in Patrício et al. 2021). For

example, relocation of clutches can change incubation conditions and hence hatchling sex ratios; however, relocations should not be conducted without adequate baseline data for primary sex ratios (Tolen et al. 2021, Ware et al. 2021). Further information is also needed on how microclimate conditions at hatcheries affect embryonic development (Robledo-Avila et al. 2022) or encourage fungal infections (Hoh et al. 2020), as well as on the overall risks of manipulating the nesting environment. Additionally, it can be challenging to predict which nesting areas will become inundated and may benefit from relocation (Ware & Fuentes 2018, Ware et al. 2019, 2021). Ultimately, the feasibility, costs, and ethics of implementing conservation approaches also need to be considered before implementation (Fuentes et al. 2015). Further, challenges exist with developing approaches to mitigate

climate change impacts on the ocean. This is mainly driven by the lack of knowledge about impacts themselves and also the effectiveness of proposed approaches (e.g. dynamic marine protected areas) in reducing those impacts.

3.2. Direct take

3.2.1. Background

For many centuries, sea turtles (eggs, meat, leather, oil, carapaces, and other body parts) have been an important resource for coastal inhabitants worldwide (Early-Capistrán et al. 2018, Miller et al. 2019). While such direct take is currently far below historical levels, the value of sea turtles in this regard persists in many regions (e.g. Nada & Casale 2011, Quiñones et al. 2017, Barrios-Garrido et al. 2018). Direct take impacts sea turtles at all life stages (Lutcavage et al. 1997). While some communities legally consume turtles domestically (Humber et al. 2014), others supply illegal market networks locally, regionally, and internationally, such as the illegal trade of tortoiseshell products sourced from hawksbill turtles (Vuto et al. 2019, Nahill et al. 2020, LaCasella et al. 2021). An estimated minimum of 1.1 million sea turtles were exploited illegally between 1990 and 2020, although direct take was found to be most frequent in large, stable populations (Senko et al. 2022b).

3.2.2. Conservation approaches

Understanding why certain human communities exploit sea turtles is a crucial step in developing and applying effective conservation mechanisms to address both legal and illegal take (Barrios-Garrido et al. 2018, Travers et al. 2019). Existing tools to assess direct take include direct and indirect observation, review of law enforcement records, and expert consultations; in most cases, these do not provide accurate information on the magnitude of take, targeted life stages, or locations where take is occurring (Gavin et al. 2010). Successful conservation measures must address the economic, traditional, and social needs of local communities to balance the interests of those involved and the conservation of target species (Campbell et al. 2002, Ferraro & Gjertsen 2009, Gjertsen & Niesten 2010). This may include identifying alternate livelihood opportunities to provide alternatives to commercialization of sea turtles and related products (Lutcavage et al. 1997). Work-

ing with communities towards co-management appears to be a successful strategy for sustainable harvest practices (Kamrowski et al. 2015) by involving local stakeholders in all aspects of conservation management decisions, including research, education, implementation, and enforcement of conservation programs (Pakiding et al. 2020, Yaakop et al. 2021). When working collaboratively with these communities, both sea turtle populations and local communities can benefit.

3.2.3. Knowledge gaps

Quantifying and locating direct take are challenging due to the frequently illegal nature of these activities (Hamann et al. 2010, von Essen et al. 2014). In areas where turtle consumption is socially normalized and even a symbol of wealth, traffickers know how to avoid detection, even when large numbers of turtles are trafficked (Mancini & Koch 2009, Quiñones et al. 2017, Lopes et al. 2022). Illegally harvested sea turtles and turtle-related products generally supply domestic markets (Nada & Casale 2011, Hancock et al. 2017, Quiñones et al. 2017), thus avoiding wildlife trafficking controls such as customs inspections. Even when traded internationally, wildlife products can pass undetected due to inadequate inspection systems (e.g. Bräutigam & Eckert 2006, Gomez & Krishnasamy 2019). Further challenges to quantify the effects of illegal take at sea are related to separating those impacts from fisheries bycatch mortality, as sea turtles are often regarded as a welcome bycatch and used for consumption (Mancini & Koch 2009). Moreover, a global synthesis of egg take is lacking. These information gaps, coupled with poor demographic information about the animals taken, can impede knowledge about the effect of direct take on population viability (Hamann et al. 2010).

Combating direct take has been further challenged by a shift from physical markets to online trade (Gomez & Krishnasamy 2019), which increases the difficulty of tracking transactions (Sung et al. 2021, Sardari et al. 2022). Ultimately, understanding the social, economic, and cultural drivers behind turtle consumption is fundamental to assessing the effects of direct take and its sustainability (Hamann et al. 2010) and to identifying appropriate conservation approaches. As such, there is a need to understand where sustainable levels of harvest exist within each population and the needs of the local communities relying on these fisheries.

3.3. Disease

3.3.1. Background

Determining the global extent and impacts of disease on sea turtles is often difficult due to the lack of knowledge on sublethal long-term chronic and cumulative impacts. Disease affects sea turtles across all ontogenetic life history stages (Mashkour et al. 2020) via bacterial and fungal pathogens (Smyth et al. 2019), parasites (Aznar et al. 1998, Gordon et al. 1998, Greiner 2013, Chapman et al. 2018), and viruses (e.g. fibropapillomatosis; Work et al. 2001). Susceptibility to these and other diseases is often tied to external factors such as anthropogenic activities, climatic variations, and pollutants from catastrophic events like the *Deepwater Horizon* oil spill and failure of the Fundão dam (Hamann et al. 2010, Rees et al. 2016, Deem & Harris 2017, Preece et al. 2017, Wallace et al. 2017, Miguel et al. 2022). More recently, research suggests that infectious and non-infectious diseases affect sea turtle health in a variety of ways that ultimately impact reproductive output and population viability on a global scale (Rees et al. 2016, Page-Karjian & Perrault 2021).

3.3.2. Conservation approaches

The diagnosis and management of disease is a complex process requiring various research tools and collaboration with multidisciplinary experts to advise conservation actions (Mashkour et al. 2020, Kophamel et al. 2022), as well as consideration of the connection between the health of humans, animals, and the environment, termed One Health (Mashkour et al. 2020). Mechanisms to assess and address impacts of disease on population health and population viability include disease risk analysis (DRA), rehabilitation of stranded animals, post-mortem examination, and reduction of disease stressors (Deem & Harris 2017, Flint et al. 2017, B. A. Stacy et al. 2017, Page-Karjian et al. 2020). DRA tools are especially helpful in providing an objective assessment of the risk of disease for a given (sub)population because a complete DRA assembles information on the etiology, management options, and impacts of specific diseases which can then be applied locally in the context of a specific habitat (Mashkour et al. 2020). Rehabilitation centers provide immediate treatment of diseased individuals (e.g. removal of tumors or ingested marine debris and assistance during mass stranding events; Lewbart et al. 2005, Innis et al. 2019). Moreover, vet-

erinary assessment and rehabilitation provide physiological insights on the impacts of anthropogenic and natural stressors (Innis & Dodge 2020). However, the role of rehabilitation for enhancing the survivorship of a population remains unclear and controversial (Flint et al. 2017). Postmortem examination of diseased individuals is crucial for determining the cause of mortality or illness, identifying disease agents and threats to population recovery and viability, and establishing treatment options for rehabilitating sea turtles (B. A. Stacy et al. 2017).

3.3.3. Knowledge gaps

Evaluating the impact of disease on sea turtles is mainly limited by (1) lack of knowledge on the link between environmental health, incidence of disease, and population viability; and (2) sample size and disease presentation variations that hinder the extrapolation of findings at the population level (Deem et al. 2001, Aguirre & Lutz 2004, Rees et al. 2016, Deem & Harris 2017, Stacy & Innis 2017, Kophamel et al. 2022, Young 2022). As a result, the cause, extent, and impact of disease on sea turtles are often unknown, making it hard to quantify and manage impacts (Flint et al. 2017). Moreover, impacts of emerging infectious diseases vary since modes of transmission, turtle immune responses, environmental factors, and genetics appear to play a role in the prevalence and manifestation of diseases (Mashkour et al. 2020, Martin et al. 2022). Determining the factors that influence disease emergence, severity, and recovery is a priority for assessing the impact of disease on population viability and reproductive fitness (Hamann et al. 2010, Deem & Harris 2017, Stacy & Innis 2017, Roost et al. 2022). Numerous studies link the increased human-induced environmental degradation of terrestrial and marine ecosystems and the emergence of wildlife disease (Dobson & Foufopoulos 2001, Brearley et al. 2013), and because most habitats are typically affected by a suite of anthropogenic stressors, identifying any 1 specific cause of deteriorating health or disease outbreak is often difficult (Smith et al. 2009, Giraudeau et al. 2018), leaving managers uninformed on what stressors to target in management plans. Once a better understanding of the links between the impacts of stressors on disease and health status is achieved, information from health assessment studies could be added as parameters to population viability analyses to enhance the accuracy of the predictions and provide an understanding of critical population trends (Fryxell et al. 2014).

3.4. Pollution

3.4.1. Background

Sea turtles are exposed to a variety of pollutants throughout their lives due to their reliance on a range of habitats (Lutcavage et al. 1997) and have been used as sentinels for environmental biomonitoring and toxicological studies (Andreani et al. 2008, Villa et al. 2017, Gaus et al. 2019, Leusch et al. 2021). Potentially dangerous pollutants to sea turtles include organic pollutants (e.g. persistent organic pollutants, organochlorine compounds, and biotoxins; Keller et al. 2006, van de Merwe et al. 2010, De Andrés et al. 2016, Perrault et al. 2017, Barraza et al. 2020) and inorganic pollutants (e.g. heavy metals; Cortés-Gómez et al. 2017, 2018a,b,c, Villa et al. 2017, Gaus et al. 2019, Finlayson et al. 2021) that enter coastal habitats as runoff from manufacturing, agricultural, and waste disposal activities (Keller et al. 2006, Camacho et al. 2014, Barraza et al. 2020). While impacts of offshore oil spills have received recent attention (Lauritsen et al. 2017, McDonald et al. 2017, Wallace et al. 2017, 2020), land-based runoff and discharge from industrial shipping remain the largest sources of oil in coastal and marine habitats (National Academies of Sciences, Engineering, and Medicine 2022). Anthropogenic debris, including plastic waste, is also a significant source of pollution affecting sea turtles (Tomás et al. 2002, Schuyler et al. 2016, Garrison & Fuentes 2019, Kuhn & van Franeker 2020).

The release of oil, chemicals, and anthropogenic debris can have direct and acute effects on the marine environment, and given that contaminants from these pollutants can persist in the marine environment, exposure can also result in chronic impacts to the health of sea turtles at various life stages (Milton & Lutz 2003, Perrault et al. 2011, Rees et al. 2016, du Preez et al. 2018, Senko et al. 2020, Wallace et al. 2020). Within the nest environment, pollutants can negatively impact sea turtle health by interfering with hatchling development, size, hatching success, and survivorship (Fritts & McGehee 1981, Phillott & Parmenter 2001, van de Merwe et al. 2010, De Andrés et al. 2016). In coastal and marine habitats, exposure to pollution can cause a variety of impacts including endocrine disruption and reproductive and immune system impairment (Keller et al. 2006, Barraza et al. 2020). These can, in turn, negatively impact immune function, growth, and physiological and metabolic pathways and can ultimately increase the incidence of infectious disease in affected popu-

lations (Sakai et al. 2000, Keller et al. 2006, Day et al. 2007, D'ilio et al. 2011, Candan 2018, Cortés-Gómez et al. 2018a,b,c, Gaus et al. 2019, Finlayson et al. 2021). Exposure to oil concentrated in oceanic convergence zones impacts multiple life history stages, both directly and indirectly (Witherington et al. 2012, Wallace et al. 2020) through physical fouling that can impede movement and cause physiological issues that leave turtles more vulnerable to predators, starvation (due to reduced foraging ability), and death by asphyxiation (Witherington et al. 2012, Wallace et al. 2020). Indirect impacts from chronic exposure to oil include negative impacts to the skin, blood, digestive and immune systems, and salt glands, all of which can impact individual fitness and survivorship (Milton & Lutz 2003, N. I. Stacy et al. 2017). Oil spills can also decrease nesting on beaches near the spill (Lauritsen et al. 2017).

Anthropogenic debris can present a physical barrier to hatchlings emerging from the nest environment (Sousa-Guedes et al. 2023) or entering the ocean (Nelms et al. 2015, Aguilera et al. 2018, Garrison & Fuentes 2019, Gündoğdu et al. 2019), leading to increased mortality from predation, desiccation, and dehydration, and possibly cause a reduction in population recruitment (Aguilera et al. 2018, Dimitriadis et al. 2018). In addition, microplastics (<5 mm in size) in beach sediments may alter nest properties, such as temperature and permeability, with potential negative implications for embryonic development, sex determination, and hatching success (Beckwith & Fuentes 2018, Lavers et al. 2021, Fuentes et al. 2023a). Debris is also a significant hazard to sea turtles in the marine environment and can cause entanglement, which can result in physical injuries such as abrasions, loss of limbs, reduced mobility, and reduced foraging efficiency. These injuries can culminate in starvation and drowning (Gregory 2009, Barreiros & Raykov 2014, Vegter et al. 2014, Senko et al. 2020). Additionally, ingesting plastic debris can cause internal physical injuries, gastrointestinal tract damage, malnutrition, further exposure to contaminants, and, ultimately, death (Barreiros & Raykov 2014, Nelms et al. 2015, Garrison & Fuentes 2019).

3.4.2. Conservation approaches

Most pollutants in coastal and marine habitats originate from land-based sources (UNEP 2007, Vikas & Dwarakish 2015), and as a result, land- and marine-based legislative and regulatory efforts are required. Although numerous agreements exist, they mainly

apply to subscribing nations, and enforcement is impractical, decreasing their effectiveness (Heimert 1997, Tan 2005, Xanthos & Walker 2017).

Countries may have legislation that governs the response to catastrophic chemical and oil spills. These can entail trained personnel, specialized equipment and facilities, and procedures to assess and minimize impacts (Wallace et al. 2020). Guidance protocols may include oil spill response training, action plans for damage assessment, and compensation for those damages (Wallace et al. 2020). Countries with oil production industries are required to have national oil spill contingency plans that are created with guidance from the International Petroleum Industry Environmental Conservation Association–International Association of Oil and Gas Producers (Owens & Sykes 2005, Glushik 2017).

Other methods to minimize pollution in coastal and marine habitats include targeting single-use plastic (SUP), recycling, replacing common pollutants with sustainable substitutes, and burning for fuel and green energy (Harding 2016, Jha & Kannan 2021). SUPs are one of the most common types of pollutants in the marine environment (for review see Schnurr et al. 2018). While reusable alternatives to SUPs often exist, replacement of SUPs is usually only successful when public engagement and education are sufficient to inform consumer knowledge and elicit behavioral change (Heidbreder et al. 2019). Management efforts should include facilitating an increase in plastic recycling through enhancing recycling infrastructure and increasing public awareness (Harding 2016). Recently, the United Nations Environment Programme has started negotiations to develop a legally binding instrument that would reflect diverse alternatives to address the full life cycle of all types and sizes of plastics, the design of reusable and recyclable products and materials, and the need for enhanced international collaboration to promote capacity building and collaboration (Hopewell et al. 2009, Senko et al. 2020, March et al. 2022). Regardless of the source or type of pollution, environmental persistence and widespread dispersal (Barnes et al. 2009) and increasing amounts of pollution in coastal and marine habitats (Laist et al. 1999, Derraik 2002, Moore 2008, Jambeck et al. 2015, Harding 2016, Löhr et al. 2017) make it difficult to manage and mitigate their effects.

3.4.3. Knowledge gaps

Determining the global extent and impacts of different sources of pollution on sea turtles is difficult

because several knowledge gaps exist in relation to sublethal impacts (e.g. chemical absorption; McCauley & Bjorndal 1999), and long-term chronic and cumulative impacts are understudied (Table 2). Moreover, coastal and marine pollution is increasing throughout most of the world (Laist et al. 1999, Derraik 2002, Moore 2008, Jambeck et al. 2015). The need to further evaluate the effects of pollution on turtle development, survivorship, health, reproduction, and habitat conditions has been previously highlighted, and recommendations for further studies on understanding non-point sources, pollutant dispersal patterns, and toxicology have been made (Hamann et al. 2010). Critical toxicity thresholds remain understudied and poorly understood, and quantitative data on direct mortality are lacking due to the opportunistic nature of observing the impacts of pollution on turtles in the marine habitat (Milton & Lutz 2003, Hamann et al. 2010, Wallace et al. 2020). In addition, impacts from pollution (e.g. oil) are rarely reported for specific life stages, namely those inhabiting open ocean habitats, and inhibit our understanding of vulnerability to specific pollutants (Wallace et al. 2020, but see N. I. Stacy et al. 2017). While direct physical impacts from oil contamination (e.g. fouling) may be easier to assess (Vargo et al. 1986, Westerholm & Rauch 2016), the toxicological effects of oil and oil dispersant chemicals on individual sea turtles and on populations in the short and long term remain poorly understood (Wallace et al. 2011, 2020). Similarly, population-level effects from other types and sources of pollution remain poorly investigated (NMFS et al. 2011, Wallace et al. 2011, but see Bembenek Bailey et al. 2017, 2019, Harms et al. 2019).

To better understand the global extent and impacts of plastic contamination on turtle nesting beaches, a standardized methodology for sampling marine debris and microplastics in beach sediment is needed to allow for more effective comparisons (Duncan et al. 2019). Additionally, experimental studies of nest environments under variable and experimentally controlled microplastic density are needed to better understand the threat to turtle nesting ecology from plastic pollution, such as desiccation, toxicology, and changes to hatchling sex ratios (Beckwith & Fuentes 2018, Duncan et al. 2019). Though some research efforts have focused on the prevalence of at-sea entanglement in plastic pollution and derelict fishing gear (or ghost gear) (Wilcox et al. 2013, Vegter et al. 2014, Duncan et al. 2018), the overall extent of mortality and implications for population-level and life stage-specific impacts are not well understood (Vegter et al. 2014, Nelms et al. 2015). In addition, our cur-

rent understanding of the sublethal impacts of microplastic ingestion due to the uptake of associated chemical contaminants (e.g. phthalates and other plasticizers) remains marginal (Duncan et al. 2019, 2021, but see Savoca et al. 2018, 2021). Furthermore, there is a paucity of data on the lasting impacts of debris on ecosystem degradation and interference with essential ecosystem functions in the various habitats that sea turtles rely on throughout their life cycle (Katsanevakis et al. 2007, Smith 2012, Vegter et al. 2014).

Ultimately, information regarding the extent and impact of pollution on turtles is needed to facilitate the design of appropriate mitigation strategies. Monitoring and better reporting (e.g. inclusion of negative results and observations from small sample sizes) will provide a more accurate representation of occurrence rates and extent of effects on individuals, on populations, and across species (Kühn & van Franeker 2020, Puskic et al. 2020, Ware & Fuentes 2020). This will also help to identify hotspots of risk for turtles, where distributions overlap with high concentrations of pollution, to identify areas where clean-up operations and policy changes are most needed.

3.5. Predation

3.5.1. Background

On nesting beaches, eggs, hatchlings, and adults face predation threats by native and introduced species (e.g. insects, crabs, feral hogs, diverse canids, and rats; Marco et al. 2015, Gronwald et al. 2019, Lovemore et al. 2020). Synchronous emergence of hatchlings increases the dilution effect, but when crawling across the beach, hatchlings can continue to face high predation rates (Erb & Wyneken 2019, Martins et al. 2021). The level of predation of hatchlings is affected by the amount of debris they encounter on the beach (Santidrián Tomillo et al. 2010, Aguilera et al. 2018), the numbers of hatchlings emerging, and the nest-to-surf distance (Erb & Wyneken 2019). When hatchlings initially enter the ocean, they are primarily at risk of predation by teleosts (Wilson et al. 2019), sharks (Bashir et al. 2020), and birds (Carneiro et al. 2017), and predation pressure is affected by tides, time spent in shallow water, and the predictability of time of release from nests (Gyuris 1994, Chung et al. 2009, Reising et al. 2015). Less is known about the threats turtles face during the pelagic stage, but with little refuge available in the open ocean, they are likely to continue to face predation by

teleosts, sharks, and birds. In nearshore habitats, juveniles, subadults, and adults primarily face predation risk by the largest ocean predators (e.g. sharks and killer whales; Pitman & Dutton 2004, Heithaus et al. 2008, Salmon et al. 2018, Stacy et al. 2021, Aoki et al. 2023). This risk of predation impacts sea turtle habitat use and foraging behavior in the neritic zone (Heithaus et al. 2007, Whitman 2018).

3.5.2. Conservation approaches

Selecting which management strategy to implement to mitigate predation depends on the current level of predation, identified predators, financial cost, and social support (Engeman et al. 2002, 2012, Silver-Gorges et al. 2021). Efforts to reduce losses may be predator or life-stage dependent, and previous efforts have included nest-level (e.g. screening, caging, relocation, hatcheries), predator-level (e.g. hunting, trapping, relocation), and ecosystem-level (e.g. habitat restoration, artificial light mitigation, waste management) activities (Table 2). Among the most common interventions are *in situ* screening of nests, relocation of the clutch to supervised hatcheries, and predator removal (Ratnaswamy et al. 1997, Engeman et al. 2005, 2010). However, predator management programs (including the removal of invasive predators such as feral pigs or rats) can have significant repercussions for ecosystem health and ethical concerns (e.g. single species-focused conservation effort; Barton & Roth 2008, Caut et al. 2008).

An important consideration in sea turtle predation management is the critical role that such losses play in broader ecosystem dynamics (Barton & Roth 2008). The predation of all sea turtle life stages is natural, though not socially popular, and is an integral part of marine ecosystem functioning (Bouchard & Bjørndal 2000, Ferretti et al. 2010). While the predation of sea turtles may be natural, the threat of predation may need to be managed and reduced in some circumstances, such as (1) predation by non-natural predators such as rats or feral pigs, (2) high levels of predation occurring in populations that also face other threats, and (3) increased levels of predation occurring due to other anthropogenic factors, such as light pollution aggregating hatchlings (Santidrián Tomillo et al. 2010, Silva et al. 2017). Decisions for managing sea turtle predation may be challenged by coastal development or habitat conservation and restoration activities, which may impact predator foraging patterns and prey selection (Arroyo-Arce et al. 2014, Butler et al. 2020). Further, climate change-induced shifts in

the spatiotemporal distribution of both sea turtles and their predators may create novel interactions with unknown management considerations in the future.

3.5.3. Knowledge gaps

Some of the biggest challenges in assessing predation levels and risk to sea turtles are due to a lack of (1) documentation of predation, including predator, frequency, and impact; (2) standardized definitions and protocols to quantify risk within and across habitat and predation types; (3) risk estimates at the population and landscape scales; and (4) understanding of complex trophic linkages and cascades of what predator removal does and how the predator that is removed reacts (Barton & Roth 2008, Ritchie & Johnson 2009). A broad understanding of whether human presence and coastal development affect predation is also needed. For example, urbanization of coastal areas in Florida increased the abundance of mesopredators (i.e. raccoons), consequentially increasing the levels of nest depredation on beaches closest to human development (Engeman et al. 2005). Similarly, decreased numbers of sharks may reduce predation on sea turtles (Heithaus et al. 2014). Broadly, researchers and conservationists need to take an ecosystem-level approach to manage predation and not limit it to a sea turtle-centric perspective. To assess when intervention may be needed to reduce predation risk, we must identify predation levels. However, natural predation rates across various sea turtle age, size, or life stage designations are generally poorly known (Crouse et al. 1987, Chaloupka & Limpus 2005). Determining the level of predation rates and turtle losses that require human intervention and how to execute the most cost-effective and least ecologically disruptive action(s) will be crucial to future sea turtle population management.

3.6. Coastal development

3.6.1. Background

Coastal areas and sandy beaches provide nesting habitat for sea turtles (Miller 1997). However, nesting areas are often impacted by coastal development, which includes associated pressures (e.g. artificial lighting, human disturbance/presence, noise, beach compaction) and modifications (e.g. beach armoring, beach sand placement, sand fencing; Brock et al. 2009, Rizkalla & Savage 2011, Kamrowski et al. 2012,

Drobes et al. 2019). Several studies have described the potential impacts of coastal development on sea turtles, including impacts from beach armoring (Rizkalla & Savage 2011, Hirsch et al. 2019, 2022), beach nourishment (Grain et al. 1995, Brock et al. 2009, Cisneros et al. 2017, Staudt et al. 2021, Reine 2022), and light pollution (Kamrowski et al. 2012, Hirama et al. 2021). Other threats, including beach driving (van de Merwe et al. 2012, Aguilera et al. 2019), mechanical beach cleaning (Nelson Sella & Fuentes 2019), recreational use of the beach (Ware & Fuentes 2020), and removal of vegetation (Schmid et al. 2008, Barrett & Sella 2022), have received less attention, as they may be less harmful. Coastal development can also aggravate potential impacts from sea level rise by preventing the natural movement of beaches and landward recession of shorelines (Fish et al. 2008, Fuentes et al. 2010). Impacts associated with coastal development threaten the quality of nesting areas, alter the behavior of both adults and hatchlings, and influence the reproductive output and success of marine turtles (Witherington 1992, Lorne & Salmon 2007, Harewood & Horrocks 2008, Berry et al. 2013).

3.6.2. Conservation approaches

Strategies to mitigate the impacts of coastal development on sea turtles primarily target specific pressures (e.g. light pollution, human disturbance) during the nesting and hatching season. Several coastal communities have ordinances requiring residents and businesses to turn off beachfront lights during turtle nesting season (Long et al. 2022), and some programs exist to help residents exchange external lights for turtle-friendly lighting systems (Nelson Sella et al. 2019). Similarly, several educational and media-based campaigns have been conducted globally to reduce light pollution at sea turtle nesting grounds (Swindall et al. 2019, Santos & Crowder 2021). Lighting studies are relatively easy and cost effective; therefore, several options and best practices have been explored (Jägerbrand & Bouroussis 2021), including lighting wavelength (Robertson et al. 2016) and dune vegetation shielding (Karnad et al. 2009, Hirama et al. 2021). Similar to light ordinances, Leave No Trace ordinances exist in parts of the USA, where municipalities mandate that residents and visitors remove all beach equipment and disposable items by a specified time or forfeit their equipment and potentially face civil penalties such as fines; however, the true effectiveness of such ordinances is unknown (see Ware & Fuentes 2020). Other

less studied pressures associated with coastal development, such as beach driving (Aguilera et al. 2019), mechanical beach cleaning, eco-tourism, recreational beach use (Ware & Fuentes 2020), and vegetation removal (Schmid et al. 2008, Barrett & Sella 2022), have limited conservation mechanisms established, apart from potential restrictions during nesting and hatching season (Drobes et al. 2019). Similarly, there is a lack of consistent global guidelines for coastal modifications (e.g. beach nourishment, seawalls) associated with protecting coastal development from storms, rises in sea level, and erosion at sea turtle nesting grounds (Staudt et al. 2021).

3.6.3. Knowledge gaps

Despite a general understanding of how coastal development and associated pressures impact sea turtles and their reproductive output, their actual impact is not typically quantified (Nelson Sella et al. 2019), and an understanding of the cumulative and synergistic impacts between the array of stressors associated with coastal development does not exist. Further, an understanding of how sea turtles might respond and adapt to coastal development and associated stressors has not been fully explored (Nelson Sella et al. 2019). These factors make it challenging to determine the overall impacts of coastal development on sea turtles and impacts on population stability. Assessments are also hindered by the lack of standardized monitoring protocols and systematic long-term data collection, particularly regarding coastal development activities at nesting grounds. Studies are often limited temporally, and therefore long-term sublethal impacts on the population are not captured (Knapp 2012). Addressing the identified knowledge gaps (Table 2) will help define and prioritize conservation strategies. However, there are still knowledge gaps regarding the efficacy of different regulations to protect sea turtles from impacts associated with coastal development, their overall effects on coastal ecosystems, and subsequent implications for coastal communities.

3.7. Marine development

3.7.1. Background

Globally, development in the marine environment continues to expand (Firth et al. 2016, Bugnot et al. 2021), along with greater amounts of altered habitat

and the potential increase of threats to sea turtles and other marine life. Anthropogenic activities that may impact sea turtles include artificial reefs (Barnette 2017), aquaculture (Moore & Wieting 1999, Lindell & Bailey 2015, Young 2015, Callier et al. 2018), oil and gas mining (Putman et al. 2015, Wallace et al. 2020), renewable energy technologies (Field & Gilbert 2019, Maxwell et al. 2022), seabed mining (Dickerson et al. 2004, Goldberg et al. 2015, Whittock et al. 2017, Williams et al. 2022), tourism (Hayes et al. 2017, Schofield et al. 2021, Zerr et al. 2022), and marine vessel traffic (Barco et al. 2016, Tyson et al. 2017, Santos et al. 2018, Thums et al. 2018, Field & Gilbert 2019). Impacts from these marine operations can include changes in sea turtle behavior, reductions in fitness, and mortality (Foley et al. 2019, Wallace et al. 2020, Schofield et al. 2021). Marine development activities also influence sea turtles by causing significant changes in their critical habitats (López-Mendilaharsu et al. 2020), predator and prey distributions (Erftemeijer & Robin Lewis 2006, Bastos et al. 2022, but see McLean et al. 2022), electromagnetic fields (Field & Gilbert 2019, Klimley et al. 2021), environmental noise and vibration (O'Hara & Wilcox 1990, Gena 2013, Tyson et al. 2017), light levels (Craig et al. 2001), amounts of toxins and contamination (Beyer et al. 2016, Wilson & Verlis 2017), and the flow of sediment, water, or other elements (Gena 2013).

3.7.2. Conservation approaches

The increasing amount of human activity in marine environments emphasizes the need for robust conservation mechanisms to mitigate impacts on sea turtles. Although sea turtles are currently afforded protection under various international legislative directives, conventions, and agreements that contribute to a legal framework for developing multinational and national conservation strategies (see Seminoff 2004, Ceriani & Meylan 2017), some actions have been more successful than others (Campbell et al. 2002, Hykle 2002). Marine management tools to minimize negative interactions with sea turtles include enacting monitoring plans that rely on protected species observers to inform necessary policy changes (Dickerson et al. 1991, Whittock et al. 2017), establishing exclusion zones (Wilson et al. 2006), setting interaction limits (e.g. takes), requiring gear modifications (Dickerson et al. 1991, 2004), altering construction techniques (e.g. use of bubble curtains; Lee et al. 2012), specifying temporal restrictions for active construction (Dickerson et al. 2007), physically relocating turtles out of project

zones (Dickerson et al. 1995), and setting vessel speed limits (Fuentes et al. 2021). In addition, area-based management tools (e.g. designating critical habitats, marine protected areas, marine reserves) have also been used to conserve key habitats or areas frequently used by sea turtles by restricting or requiring measures to minimize the impact of anthropogenic activities (Hilborn et al. 2022).

3.7.3. Knowledge gaps

Baseline data, frequent updates, and trends in marine construction and extractive processes on regional or global scales are essential for proper management, but this information is often difficult to obtain (Bugnot et al. 2021, Komyakova et al. 2022). Key anthropogenic stressors on marine ecosystems have been identified on a global scale (Halpern et al. 2008, 2015, 2019, Tulloch et al. 2020), and recent studies have put together baseline datasets for wind energy operations (Zhang et al. 2021) and other marine construction developments (Bugnot et al. 2021). However, more data on marine development activities at higher spatial and temporal resolutions are needed to enable more fine-scaled analysis to improve assessments and understanding of how these activities overlap with or affect sea turtles and their habitats. At the same time, comprehensive baseline data are lacking on sea turtle density and distribution, as well as the direct and indirect impacts of anthropogenic activities on sea turtles in the open ocean (Gitschlag et al. 1997, Viada et al. 2008, Elliott et al. 2019). This is likely a reflection of a lack of comprehensive line transect survey data, since density estimates are often available when these data exist (Benson et al. 2020, DiMatteo, et al. 2022). More empirical data are needed on the environmental issues and animal responses resulting from offshore aquaculture (Holmer 2010, Froehlich et al. 2017), dredging (Michel et al. 2013, Goldberg et al. 2015, Ramirez et al. 2017), oil and gas structures (McLean et al. 2022), wind energy development (Bailey et al. 2014, Goodale & Milman 2016), tourism (Landry & Taggart 2010, Hayes et al. 2017), and vessel traffic (Schoeman et al. 2020, Fuentes et al. 2021).

To date, potential marine development threats to sea turtles in offshore environments have primarily been assessed indirectly through the analysis of the spatial overlap patterns of sea turtle habitat use and anthropogenic activities (e.g. Maxwell et al. 2013, Hart et al. 2014, 2018). Current mismatches exist in the scale and placement of measures to regulate and

conserve areas in relation to sea turtle habitat use (Agardy 2005, Agardy et al. 2011, Santos et al. 2021, Connors et al. 2022), which may affect management effectiveness (Halpern 2003). Ultimately, more research is needed to comprehensively identify the suite of threats related to marine development that impact sea turtles, the environmental footprint of operations and stressors (spatially and temporally), the thresholds that correspond with sublethal and lethal responses in turtles, and how responses can vary among individuals, populations, and species (Komyakova et al. 2022). Until this research comes to fruition, mitigation measures may need to be implemented using a precautionary approach.

3.8. Fisheries

3.8.1. Background

Fisheries activities can impact sea turtles through ingestion of fishing hooks, entanglement in nets and lines, targeted and accidental captures, and interactions with vessels (Fig. 3) (Lewison et al. 2004, Fuentes et al. 2021, Dodge et al. 2022, Lamont et al. 2022). Bycatch, the incidental capture of sea turtles in fishing gear, is likely the greatest threat to sea turtles globally, with large numbers of turtles caught annually across multiple gear types (Lewison et al. 2004, 2014, Wallace et al. 2013). Further impacts from fisheries can occur from vessel traffic (e.g. collisions, noise), which may affect the fitness of individuals and energy spent avoiding vessels, cause displacement, and result in mortality (Hazel et al. 2007, Powell & Wells 2011). While the threat from industrial fisheries, such as pelagic longline fleets, overlaps with the global extent of sea turtles (Lewison et al. 2004, 2014), small-scale artisanal fisheries also catch disproportionately large numbers of sea turtles (Peckham et al. 2007, Alfaro-Shigueto et al. 2018). In addition, recreational and land-based fisheries (e.g. piers) may also impact sea turtles (Wildermann et al. 2018a, Lamont et al. 2022) but likely proportionally less than industrial and small-scale fisheries.

3.8.2. Conservation approaches

Managing fisheries is challenging due to the limitations of observation and enforcement at sea (Bartholomew et al. 2018). Furthermore, sea turtles frequently cross international boundaries, and protection measures often vary substantially across jurisdictions

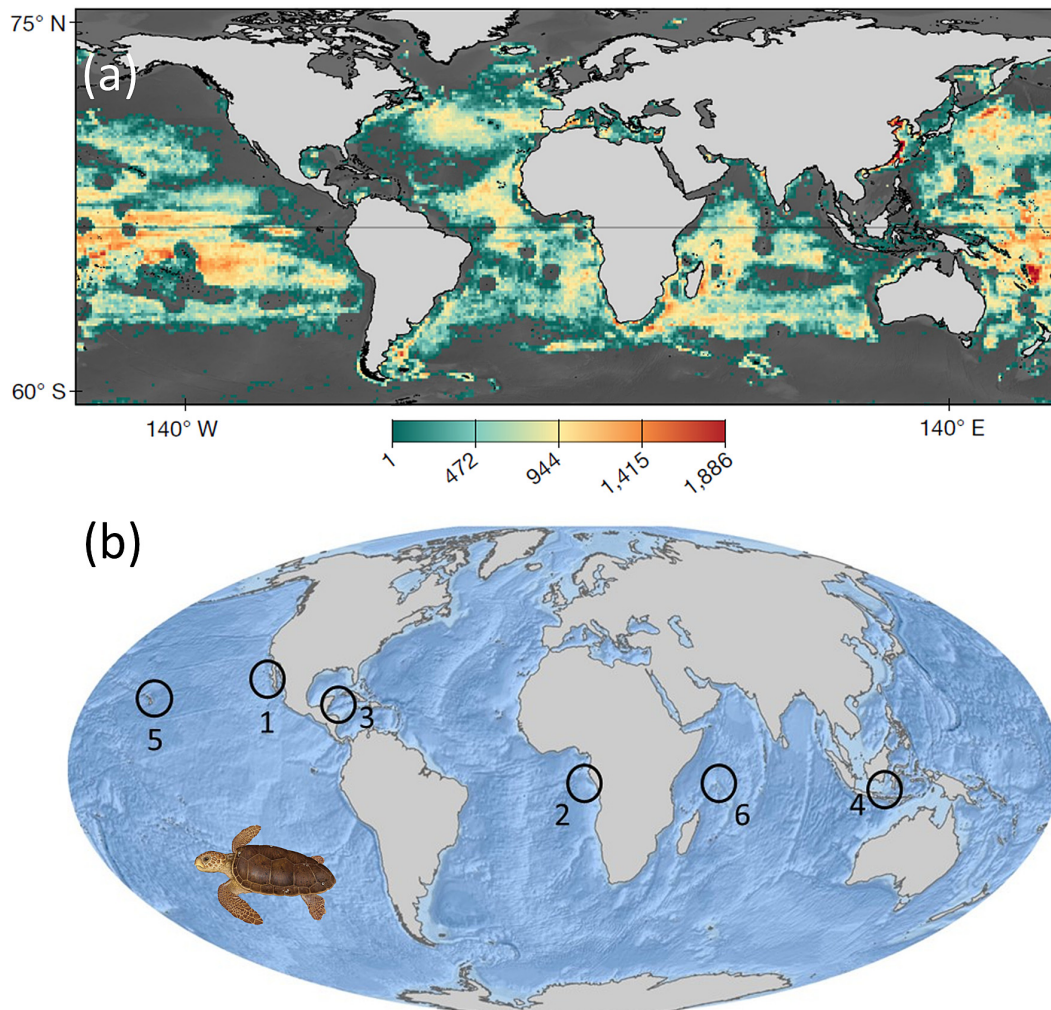


Fig. 3. Global threat of fisheries bycatch. (a) Mean annual distribution of fishing effort (mean days per grid cell) of automatic identification system-tracked longline fishing vessels from 2012 to 2016 (figure adapted from Queiroz et al. 2019). (b) Examples of regions where tracking marine turtles led to the introduction of evidence-based management to reduce turtle bycatch — (1) Mexico: loggerhead-focused reserve (8848 km²), now with limited fishing access; (2) Gabon: tracking data from leatherback *Dermodochelys coriacea* and olive ridley *Lepidochelys olivacea* turtles were integral to the extension of a marine protected area (MPA) network to encompass 27% of the nation's exclusive economic zone; (3) Mexico: satellite tracking data from hawksbill *Eretmochelys imbricata*, green *Chelonia mydas*, and loggerhead *Caretta caretta* turtles were used to show the importance of specific areas leading to federal authorities endorsing sea turtle sanctuaries; (4) Indonesia: leatherback turtle tracking data were used to enact legislation to extend protection and include waters adjacent to the nesting beaches; (5) Hawaii, USA: loggerhead turtle tracking data led to dynamic ocean management with targeted closure of fisheries when threat of bycatch is high; (6) Seychelles: tracking data of hawksbill turtles were used to justify the extension of the boundary of a no-take MPA (adapted from Hays et al. 2019)

(Fossette et al. 2014). Conceptually, the impacts of fisheries can be reduced in 2 ways: (1) avoid or reduce interactions in the first place, or (2) reduce the severity of unavoidable interactions (Fuentes et al. 2021). Several measures exist to reduce negative interactions among turtles, fishing gear, and vessels. Examples include spatial and/or temporal management of fishing activities (e.g. US Pacific coast swordfish gillnet fishery; US National Marine Fisheries Service 50 CFR 660.713), modifications to fishing op-

erations and/or gear (e.g. turtle exclusion devices [Mitchell et al. 1995], net illumination [Senko et al. 2022a], circle hooks [Swimmer et al. 2014, Gilman & Huang 2017]), changes in bait type (Watson et al. 2005), and use of alternative fishing gears that have limited or no probability of interacting with sea turtles (Dodge et al. 2022). Bycatch interactions can also be reduced through measures that decrease overall fishing effort, such as market-based incentives and alternative revenue streams (e.g. tourism, farming, handi-

crafts; Olale & Henson 2012). For interactions that cannot be avoided, mitigation measures can reduce the severity of impacts. Examples include changes in gear configuration and/or operation (Parga et al. 2015, Báez et al. 2019), authorization, training, and implementation of best practices for safe handling and release of bycaught sea turtles (Zollett & Swimmer 2019), and reducing vessel speed through go-slow zones (e.g. Hazel et al. 2007, Shimada et al. 2017). Ultimately, effective solutions reflect tradeoffs between conservation aspirations and logistical and socio-economic realities (Gilman & Huang 2017). Generally, measures that rely on top-down design and enforcement, or on complicated data-driven schemes, face significant social, economic, and technical obstacles to implementation (Howell et al. 2015). At the same time, solutions must involve appropriate authorities depending on the scales of operations and governance structure. Thus, holistic approaches that incorporate existing knowledge and are tailored to specific fisheries issues (e.g. entanglement, bycatch, interaction with vessels) are most likely to succeed (Arlidge et al. 2020).

3.8.3. Knowledge gaps

A relatively good understanding of the overlap between different commercial and artisanal fisheries and sea turtle distribution exists (Kroodsmá et al. 2018, Sequeira et al. 2019). However, knowledge gaps still exist in relation to how the intensity of fishing and exposures translates to (1) the number of turtles being caught as bycatch; (2) the fate of those turtles, i.e. whether they die in the interaction or survive upon release; and (3) any subsequent short- or long-term sublethal impact (e.g. prolonged stress responses, gas emboli formation; Álvarez de Quevedo et al. 2013, Swimmer et al. 2014, Parga et al. 2020). Directly quantifying sea turtle mortality in fisheries bycatch can be difficult due to inconsistent regional management, observer coverage, and reporting of bycatch (Wallace et al. 2010, 2013). Calculating bycatch per unit effort is dependent on data collected by at-sea observers or monitors, and spatiotemporal coverage needs to be very high to ensure rare events are appropriately documented (Finkbeiner et al. 2011, Curtis & Carretta 2020). Although such fisheries observer programs are developing in some countries (e.g. Gabon; Casale & Heppell 2016), achieving sufficient coverage can be difficult, and alternative strategies, such as using on-board cameras, logbook reviews, or port-based surveys, can

provide similar information (Alfaro-Shigueto et al. 2018, Bartholomew et al. 2018, Baldi et al. 2022). Thus, the true magnitude of bycatch globally and how it varies by locations, species, populations, and life stages remain unknown (but see Lucchetti & Sala 2010, Wallace et al. 2013, Lewison et al. 2014). Even less is known about the sublethal impacts of fisheries on sea turtles, which can occur unnoticed following the interaction with vessels or after escape and/or release from fishing gear (Chaloupka et al. 2004, Wilson et al. 2014, Fahlman et al. 2017). Potential sublethal impacts from fisheries may include behavioral responses, physiological and energetic costs, and associated reductions in feeding, growth, or reproduction (Wilson et al. 2014). Thus, our understanding of the cumulative impacts of fisheries tends to be based on proxy information (Murray 2015) or extrapolations of limited bycatch data (Lewison et al. 2004, 2014), which can either over- or underestimate the impacts of fisheries (Casale & Heppell 2016). This highlights the need to further incorporate post-release survival estimates (e.g. Polovina et al. 2004, Roast et al. 2023) and long-term life history consequences of non-lethal interactions (Casale & Heppell 2016) into assessments of impacts from fisheries on sea turtles.

Not all fisheries impacts can be addressed and eliminated everywhere, making informed prioritization of limited conservation resources a necessity. To this end, assessments of both the relative population-level impacts of different fishing gears and gear characteristics as well as the relative efficacy and implementation feasibility of potential conservation measures are fundamental steps to guide the development and implementation of fisheries conservation priorities. These types of cumulative impact assessments should include all fisheries with known or presumed interactions—including industrial and small-scale fisheries as well as illegal, unreported, and unregulated fisheries—and where available information is limited, there should be a priority to fill the identified data gaps (Wallace et al. 2013, Lewison et al. 2014). Further, while development and improved understanding of bycatch mitigation techniques (e.g. gear modifications) and other conservation measures are vital (e.g. Swimmer et al. 2014, Senko et al. 2022a), we must look beyond the experimental academic research phase when prioritizing fisheries conservation approaches. Successful implementation of bycatch reduction measures must balance experimentally demonstrated efficacy in reducing turtle bycatch and the economic and operational costs to fishers. It must also minimize the logistical and resource needs

to implement and enforce changes at the appropriate scale. Along these lines, an important gap in fisheries conservation is how to identify and effectively engage relevant stakeholders—especially fishermen themselves—in the development, implementation, and adoption of sustainable bycatch reduction solutions in various fishing sectors, communities, and cultures (e.g. Arlidge et al. 2020).

4. EMERGING RESEARCH TECHNIQUES

In recent decades, a range of advancements have been made in research and techniques that may improve our understanding of various threats to sea turtles and can help guide their conservation. Here, we outline examples of key approaches that can provide baseline information (e.g. presence, abundance, trends) and thus be used to improve threat assessment and to inform sea turtle conservation. Although the emphasis here is on the natural sciences and technological tools, considering the importance of social science approaches (e.g. stakeholder engagement, expert elicitation, socio-economic surveys) and the need for integration with the natural sciences is critical (Campbell 2003, Lewison et al. 2018).

4.1. Chemical tracers

Chemical tracers are elements or chemicals in body tissues that, when analyzed, can help decipher turtle biology as well as exposure and/or ecological responses to anthropogenic threats. These tracers include stable isotopes, trace elements, fatty acids, and hormones (Cortés-Gómez et al. 2017, Haywood et al. 2019, Koutsos et al. 2021), and inferences are usually strengthened by comparing measurements from turtle body tissues with those from marine habitats, often across broad geographic ranges (e.g. Kurle & McWhorter 2017, Bell et al. 2019). Since different tissues have different turnover rates (e.g. hours [blood] to months [epidermis] to fixation in inert tissues [keratin]; Vander Zanden et al. 2015), characterization of temporal variability within and between individuals is possible (Silver-Gorges et al. 2023). In this context, chemical tracers can assist threat assessment both directly, by revealing environmental contaminants in turtle body tissues (Bezerra et al. 2013, Ylitalo et al. 2017, Finlayson et al. 2021), or indirectly, by revealing changes in sea turtle diet, distribution, habitat use, and residency duration in response to stressors (Turner Tomaszewicz et al. 2015, Ramirez et al. 2019,

Clyde-Brockway et al. 2022). These inferences can inform assessments of impacts from stressors such as fisheries bycatch (Williard et al. 2015), climate change (Jensen et al. 2018), and wildlife trafficking. Chemical tracers can also reveal sea turtle demographic patterns (e.g. somatic growth, primary sex ratios) and their changes related to disease, climate variability, and environmental disasters (Ramirez et al. 2020, Wallace et al. 2020). Several chemical tracers have been used in sea turtle research for decades (e.g. stable isotopes; Reich et al. 2007), yet they have generally been applied to understand basic biology and are thus underutilized for assessing responses to threats. In addition, there are promising tracers recently applied to sea turtles (e.g. lipidomics; Zhao et al. 2015, Ahmadireskety et al. 2020, Clyde-Brockway et al. 2021) that should be explored. Establishment of best practices and standardization of tissue collection, preservation, and analytical protocols is also needed (Barrow et al. 2008, Lemons et al. 2012), and more data are needed on spatiotemporal patterns of chemical tracers in sea turtles (Ceriani et al. 2017) and the marine environment. As tracer applications are refined, they will have even greater value when applied in combination (e.g. stable isotopes + trace elements + hormones + skeletochronology; Fleming et al. 2018, Turner Tomaszewicz et al. 2022) and/or with other techniques such as biologging and remote sensing (Ceriani et al. 2012).

4.2. Genomics

The advent of genomic technologies has greatly broadened the genetic toolbox (Komoroske et al. 2017), providing critical insights into our understanding of sea turtles and the impacts of major anthropogenic threats to guide conservation actions. Analyzing tens of thousands of nDNA markers (e.g. single nucleotide polymorphisms) and whole mitochondrial genomes at a relatively low cost is becoming common practice (Duchêne et al. 2011, Komoroske et al. 2019). Moreover, developing high-quality, publicly accessible genomic resources facilitates the generation of comparable data across laboratories (Bentley et al. 2023). These advances allow researchers worldwide to rapidly scale up global reference databases of both mtDNA and nDNA and will increase the resolution of genetic stock structure and the accuracy of genetic stock assignments in foraging areas (Jensen et al. 2020), fisheries bycatch (Stewart et al. 2019), and the illegal wildlife trade (LaCasella et al. 2021). High-throughput genotyping can also be

used in genetic mark–recapture and close-kin mark–recapture approaches to estimate key population parameters that are challenging to obtain for sea turtles, such as abundance, survival, and age to maturity (Bravington et al. 2016). Additionally, environmental DNA can detect the presence of sea turtles in an area from sand or water samples without the need to observe or directly sample animals (Ruppert et al. 2019, Harper et al. 2020), which may improve animal welfare by limiting necessary interactions to collect samples. These techniques are continuously improving and may soon be used to track relative abundance over time and resolve population-level identities (Farrell et al. 2022). Such approaches will be valuable in assessing how sea turtles overlap with fisheries and other ocean threats across large regions.

Early results on epigenetic markers to sex and age of reptiles (Bock et al. 2022, Mayne et al. 2022) bring a promising new way to accurately assess sex ratios of hatchlings and immature turtles. When coupled with high-throughput genomic markers, they will provide powerful techniques to quantify sex ratios and stock assignments in foraging grounds (Jensen et al. 2018) and detailed studies of kinship for breeding sex ratios (Stewart & Dutton 2011). Such studies may help the understanding of how populations react to extreme female biases seen in some populations (Booth et al. 2020) as a result of projected increases in temperature at nesting grounds. Combining organismal trait measurements with molecular assays to assess thermal stress and TSD processes can further our current limited understanding of how temperature affects reproduction and hatchling development, as well as the roles of local adaptation and plasticity in observed variability in these traits within and among populations (Bentley et al. 2017, Lockley & Eizaguirre 2021).

Functional genomic tools can also shed light on the impacts of pollution and pathogen exposure, which are often difficult to assess because they occur in tandem with other stressors and can have sublethal yet significant cumulative effects on long-term fitness. Transcriptomics can be used in combination with traditional approaches (e.g. body condition assessments and blood plasma biochemistry panels) to understand physiological responses and identify informative biomarkers (Connon et al. 2018, Gust et al. 2018), and there have been recent advances in minimally invasive sampling to facilitate monitoring in wild populations or during recovery in rehabilitation (Banerjee et al. 2021, Marancik et al. 2021). Additionally, examining linkages between immunogenomic diversity and disease susceptibility and recovery pro-

vides critical information on the roles of functional genomic diversity in population resilience to these threats (Martin et al. 2022). Finally, genomics can help determine when and how the loss of genetic diversity may hamper recovery efforts or future adaptability to changing environments (i.e. extinction vortex; Frankham 2005). Analyses using whole genome data such as genetic load, runs of homozygosity, and diversity metrics across neutral and functional genomic regions are likely to be particularly informative, as they can provide critical insight into affected genomic regions and demographic processes that may alter recommended recovery strategies (Khan et al. 2021, Robinson et al. 2022, Bentley et al. 2023).

4.3. Biologging

The term biologging refers to the large and rapidly growing field of research in which miniaturized electronic devices are attached to animals to collect data on animal movements, behavior, physiology, and the environment (Rutz & Hays 2009, Chung et al. 2021). Biologging can integrate animal movement and behavior with concurrent environmental conditions and interactions with sympatric species (Naito 2004, Hardin & Fuentes 2021). The data derived from biologging have been essential in investigating human impacts to sea turtles and their environment (Hays et al. 2019), such as determining post-release mortality after fisheries interactions (Álvarez de Quevedo et al. 2013, Swimmer et al. 2014, Parga et al. 2020) and determining the exposure of sea turtles to specific threats (Fuentes et al. 2020b, Santos et al. 2021). In particular, tracking approaches such as satellite and acoustic tracking have allowed informed decisions to be made to help sea turtle conservation, including the creation and strengthening of marine reserves and dynamic ocean management, such as restricting area closures to reduce bycatch or ship strike risk while maximizing sustainable use of the ocean (Hays et al. 2019, Hardin & Fuentes 2021). The widespread, and growing, use of tracking technologies (e.g. Hays & Hawkes 2018) means that there is still huge potential to use these datasets to drive conservation actions around the world.

Recent advancements in biologging have led to the development of devices that optimize battery life, data collection, data transmissions specifically for geographic location, and the use of multisensors (e.g. time–depth recorders, accelerometer, gyroscope, cameras; Chung et al. 2021). In particular, the use of

devices with multisensors can revolutionize our assessments of the behavioral responses of sea turtles to a variety of threats (e.g. interactions with vessels; Tyson et al. 2017) and increase our understanding of the sublethal impacts of anthropogenic activities on sea turtles (Jeantet et al. 2020, Hounslow et al. 2021). Despite the increasing range and availability of animal-borne sensors (e.g. camera, hydrophone, fluorometer, oxygen sensor, accelerometer), remote data acquisition is still a challenge, with most devices carrying multisensors needing to be recovered to retrieve the data. Advances in biologging technology have also made data analysis more complicated, time consuming, and computationally intensive; machine-learning algorithms can expedite this process (Jeantet et al. 2020), but in the near term, manual annotation is still necessary (Dujon & Schofield 2019). Future innovations in biologging should include remote data transmission capability for high-resolution archival tags, as well as continued miniaturization of tags for smaller taxa and rechargeable power sources for extending tag deployment durations. These features will help us further assess the impacts of anthropogenic activities on sea turtles.

4.4. Remote sensing

Remote sensing is the process of obtaining data on subjects or geographic areas from a distance, typically from high-flying aircraft or satellites (Sabins & Ellis 2020). At such altitudes, the sensors on these platforms can collect data on spatial scales that often encompass the globe within a time frame of days to weeks (Devi et al. 2015). Such extensive spatial coverage, accompanied by relatively short sampling frequencies, allows these remote sensing tools to provide insights into sea turtles and their threats at a population or species level (e.g. Bailey et al. 2012, Eguchi et al. 2017).

Arguably, the most prevalent use of remote sensing tools for assessing and addressing the threats faced by sea turtles is to combine remotely sensed oceanographic data (e.g. sea surface temperature, chl *a*, eddies/fronts) with information on the movements of sea turtles as determined via satellite telemetry and aerial surveys (Polovina et al. 2000, Robinson et al. 2016, Prosdociami et al. 2021, Roberts et al. 2022). When analyzed simultaneously, these approaches can reveal which environmental factors best predict observed distributions of sea turtles (Patel et al. 2021). In turn, this can guide the imple-

mentation of protective measures that may be either spatially explicit, such as marine protected areas (Roberts et al. 2021), or spatially dynamic and adjusted based on real-time remotely sensed oceanographic data (Hazen et al. 2018). A well-known example of the latter is the TurtleWatch program in Hawaii (Howell et al. 2015). As remote sensing technologies continue to improve in both the resolution and frequency of oceanographic data collection, this will facilitate the creation of ever more accurate models to predict the distribution of sea turtles worldwide in relation to threats and inform management initiatives.

Another versatile application of remote sensing technology is to sample vast habitats through imagery. When such photos are collected at night, it can provide a practical measure of light pollution on turtle nesting beaches (Mazor et al. 2013, Hu et al. 2018). In addition, as the resolution of remote sensing imagery continues to improve, this may open new opportunities. High-resolution imagery could, in the future, be applied to photograph turtles at sea, as is already achievable with large mammals (Guirado et al. 2019), and at nesting grounds (Casale & Ceriani 2019), which could be used to conduct wide-scale assessments of population status and/or distribution. Assessments of sea turtle populations can also be facilitated with the recent advancements in the capability and use of uncrewed aerial vehicles (UAVs; Schofield et al. 2017, Rees et al. 2018), by allowing data to be collected at previously unprecedented spatial and temporal scales in diverse geographic locations (Rees et al. 2018). As such, UAVs have been used to monitor sea turtle nesting activity (Sellés-Ríos et al. 2022), quantify turtle abundance (Sykora-Bodie et al. 2017), explore sea turtle breeding dynamics (Schofield et al. 2017, Yaney-Keller et al. 2021), assess impacts from sea level rise (Varela et al. 2019, Rivas et al. 2023), and determine the effectiveness of conservation initiatives (Dickson et al. 2022). Further, UAVs equipped with stereo-video cameras can provide valuable information on individuals' body size, which is essential for population structure assessments and for eventually determining the size class of individuals exposed to different threats (Piacenza et al. 2022). Cameras may also be deployed as part of vessel monitoring systems to monitor fishing activities, bycatch, and the effectiveness and use of bycatch mitigation strategies (Jaiteh et al. 2014, Bicknell et al. 2016, Bartholomew et al. 2018), which have the potential to improve our understanding of the impacts of fisheries on sea turtles. All these approaches are complementary to short-, medium-, and long-term

monitoring and respond to various conservation issues facing sea turtles in their terrestrial and marine habitats. The association and these technologies, which are constantly innovating, will make it possible to considerably improve our understanding of the ecology of sea turtles and to better protect them.

4.5. Machine learning

As we enter the era of big data derived from biollogging devices, remote sensors, electronic monitoring, and many other emerging data sources, machine learning tools will streamline the analysis of datasets that may otherwise be too large or complex for effective analysis by individuals (Peters et al. 2014, Lucas 2020). Machine learning is a field within artificial intelligence, which involves the study and development of computational models of the learning process (Carbonell et al. 1983), as such machine learning tools can be trained to identify patterns from pre-labelled datasets and apply this knowledge to identify similar patterns in novel datasets (Olden et al. 2008, Domingos 2012, Peters et al. 2014). Machine learning algorithms are increasingly used in ecology (e.g. neural networks [Hornik et al. 1989], support vector machines [Cortes & Vapnik 1995], random forests [Breiman 2001], deep learning [Goodfellow et al. 2016]), though their use has been relatively limited in studies of sea turtles and their threats. Machine learning techniques have also been identified as a potential analytical path to understanding additive and interactive effects of multiple stressors in complex systems (Dunne 2010, Hewitt et al. 2016, Betts et al. 2019), a key issue in ecology (Crain et al. 2008, Piggott et al. 2015, Orr et al. 2020).

There are several practical ways that machine learning tools can enhance our understanding of sea turtle stressors by leveraging existing research methods such as biologging, spatial analysis, and image recognition. Biologgers and satellite transmitters are expensive, and therefore sample sizes are often limited, but machine learning-based species distribution models that correlate satellite tracks with relatively inexpensive and widely available remote sensing data can generate new insights at minimal expense (Jeantet et al. 2020, 2021, Williams et al. 2020). Similar methods can improve estimation of fisheries bycatch (e.g. Pons et al. 2009, Stock et al. 2018, 2019) and are essential to implementation of dynamic ocean management (e.g. Hazen et al. 2018). Sea turtles are generally difficult to identify by the untrained eye, and field capture and tagging are logis-

tically demanding, making monitoring in-water populations and threat identification a challenge. However, image recognition algorithms (Wäldchen & Mäder 2018) used in concert with community science (e.g. social media; CoastSnap, a citizen science app [Harley & Kinsela 2022]; sea turtle observations by citizen scientists [Papafitsoros et al. 2022]), UAV (Rees et al. 2018, Varela et al. 2019), animal-borne camera (Nazir & Kaleem 2021), or electronic monitoring (Bartholomew et al. 2018, van Helmond et al. 2020) data streams can reduce logistical burdens, aid in threat assessment, and evaluate behavioral responses in sea turtles. For example, image recognition algorithms are a critical component of making electronic monitoring of fisheries more logistically and economically feasible as an alternative to human on-board observers.

It should be noted that machine learning algorithms are dependent on training data that are both high quality and abundant, as by definition algorithms can only learn patterns that they have been trained on (Christin et al. 2019). Machine learning algorithms can and will produce errors when extrapolating beyond training data, and it may not be obvious when this occurs, given the black box nature of many methods (Wearn et al. 2019). As with all analytical techniques, critical appraisal of results and careful consideration of the costs and benefits of choices made during analysis are necessary. With these caveats, the benefits of incorporating new or improved data analysis techniques are clear, especially for sea turtle science that faces many logistical difficulties and limited sample sizes.

5. CONCLUSIONS

We have highlighted that the threats to sea turtles identified in previous reviews (Hamann et al. 2010, Rees et al. 2016) continue to cause concern for sea turtle conservation. To determine the impact of a particular threat to a specific population, information on the exposure of a particular population to the threat is necessary, as well as knowledge of the lethal and sublethal impacts to different life stages (e.g. nesting females, eggs, hatchlings, swim-frenzy transitional stage, neritic and oceanic juveniles, neritic and oceanic adults) and consequences to population trajectories and dynamics based on the reproductive value of each life stage affected (Heppell & Crowder 1998, Wearn et al. 2019). However, such information rarely exists, with particular knowledge gaps on mortality and the impacts of oceanic immature life stages

(Wildermann et al. 2018b) as well as on the sublethal effects of threats on behavior, vital rates, and health of individuals. As a result, expert elicitation has been commonly used to identify and prioritize key threats to different populations (Nelson Sella et al. 2019, Williams et al. 2019, López-Mendilaharsu et al. 2020), with some studies focusing on the relative impact of different stressors within a threat (e.g. relative impact of coastal construction activities [Nelson Sella et al. 2019], climatic processes [Fuentes & Cinner 2010]). However, only a few studies to date have determined the relative impact of different threats to specific sea turtle populations (see Williams et al. 2019). Importantly, with any expert elicitation approach, there are limitations; in our study, for example, the low number of experts with experience with impacts of disease and coastal development might have biased the certainty scores for these threats.

Ultimately, the combined effect of synergies between stressors should be considered, to provide a robust understanding of impacts of stressors (Orr et al. 2020). For this, an understanding of the mechanisms that regulate the action of single stressors and their combined effects is needed, and for such, we need to identify the full range of anticipated combinations of stressor types and their magnitudes (Simmons et al. 2021, Pirota et al. 2022). However, currently we have a limited understanding of how stressors that impact sea turtles are interacting and the nature of such interactions (synergistic, antagonistic, or additive). Thus, empirical, and conceptual approaches should be developed to address this knowledge gap and advance our understanding of how sea turtles are impacted by multiple stressors, which will be crucial to inform future management and conservation. Ultimately, a first step to such an approach is to acquire a better understanding of the mechanisms of different threats and associated stressors, which may be accomplished by addressing some of the pressing questions identified here for each threat considered (Table 2). With this, effective conservation decisions may then consider the combined effects of threats to the stability of populations relative to the costs of recovery strategies, their effectiveness in mitigating threats, the existing resources and socio-political realities for implementation, and the impacts to various stakeholders and local communities (Bottrill et al. 2008, Carwardine et al. 2012). Importantly, most of the threats considered here are a transboundary issue not limited by political borders. Therefore, local, national, and international efforts are needed to manage them (da Costa et al. 2020, Conti et al. 2021). However, several knowledge

gaps still exist on the effectiveness, risks, and acceptability of various strategies to mitigate threats to sea turtles (Table 2). Addressing these will further ensure that decisions are more informed and conservation actions are likely to be successful. Optimistically, several emerging research techniques are available to improve our knowledge base for more targeted decisions to manage sea turtles. Because inequities exist globally with respect to access to and application of these advanced technological tools, effort should be made to make them more accessible and to facilitate their use within regions where they are not accessible.

Acknowledgements. M.M.P.B.F. was supported by the Developing Scholar Award from Florida State University. G.C.H. was supported by the Bertarelli Foundation as part of the Bertarelli Programme in Marine Science. N.J.R. was funded by the Spanish government (AEI) through the Ramon y Cajal postdoctoral program (No. RYC2021-034381-I). M.D.R. was supported by the US National Science Foundation Postdoctoral Research Fellowship in Biology (No. 1907144). We thank Alexa Putillo, who developed Fig. 1, with funding from the American Geophysical Union.

LITERATURE CITED

- ✦ Abella Perez E, Marco A, Martins S, Hawkes LA (2016) Is this what a climate change-resilient population of marine turtles looks like? *Biol Conserv* 193:124–132
- ✦ Agardy T (2005) Global marine conservation policy versus site-level implementation: the mismatch of scale and its implications. *Mar Ecol Prog Ser* 300:242–248
- ✦ Agardy T, di Sciara GN, Christie P (2011) Mind the gap: addressing the shortcomings of marine protected areas through large scale marine spatial planning. *Mar Policy* 35:226–232
- ✦ Aguilera M, Medina-Suárez M, Pinós J, Liria-Loza A, Benejam L (2018) Marine debris as a barrier: assessing the impacts on sea turtle hatchlings on their way to the ocean. *Mar Pollut Bull* 137:481–487
- ✦ Aguilera M, Medina-Suárez M, Pinós J, Liria A, López-Jurado LF, Benejam L (2019) Assessing the effects of multiple off-road vehicle (ORVs) tyre ruts on seaward orientation of hatchling sea turtles: implications for conservation. *J Coast Conserv* 23:111–119
- Aguirre AA, Lutz PL (2004) Marine turtles as sentinels of ecosystem health: Is fibropapillomatosis an indicator? *EcoHealth* 1:275–283
- ✦ Ahmadireskety A, Aristizabal-Henao JJ, Marqueño A, Perreault JR, Stacy NI, Manire CA, Bowden JA (2020) Non-targeted lipidomics in nesting females of three sea turtle species in Florida by ultra-high-pressure liquid chromatography–high-resolution tandem mass spectrometry (UHPLC–HRMS/MS) reveals distinct species-specific lipid signatures. *Mar Biol* 167:131
- ✦ Alfaro-Shigueto J, Mangel JC, Darquea J, Donoso M, Baquero A, Doherty PD, Godley BJ (2018) Untangling the impacts of nets in the southeastern Pacific: rapid assessment of marine turtle bycatch to set conservation priorities in small-scale fisheries. *Fish Res* 206:185–192

- Almpanidou V, Schofield G, Kallimanis AS, Türkozan O, Hays GC, Mazaris AD (2016) Using climatic suitability thresholds to identify past, present and future population viability. *Ecol Indic* 71:551–556
- Almpanidou V, Markantonatou V, Mazaris AD (2019) Thermal heterogeneity along the migration corridors of sea turtles: implications for climate change ecology. *J Exp Mar Biol Ecol* 520:151223
- Álvarez de Quevedo I, San Félix M, Cardona L (2013) Mortality rates in by-caught loggerhead turtle *Caretta caretta* in the Mediterranean Sea and implications for the Atlantic populations. *Mar Ecol Prog Ser* 489:225–234
- Andreani G, Santoro M, Cottignoli S, Fabbri M, Carpenè E, Isani G (2008) Metal distribution and metallothionein in loggerhead (*Caretta caretta*) and green (*Chelonia mydas*) sea turtles. *Sci Total Environ* 390:287–294
- Aoki DM, Perrault JR, Hoffmann SL, Guertin JR, Page-Karjian A, Stacy BA, Lowry D (2023) Forensic determination of shark species as predators and scavengers of sea turtles in Florida and Alabama, USA. *Mar Ecol Prog Ser* 703:145–159
- Arlidge WNS, Squires D, Alfaro-Shigueto J, Booth H, Mangel JC, Milner-Gulland EJ (2020) A mitigation hierarchy approach for managing sea turtle captures in small-scale fisheries. *Front Mar Sci* 7:49
- Arroyo-Arce S, Guilder J, Salom-Pérez R (2014) Habitat features influencing jaguar *Panthera onca* (Carnivora: Felidae) occupancy in Tortuguero National Park, Costa Rica. *Rev Biol Trop* 62:1449–1458
- Ascani F, Van Houtan KS, Di Lorenzo E, Polovina JJ, Jones TT (2016) Juvenile recruitment in loggerhead sea turtles linked to decadal changes in ocean circulation. *Glob Change Biol* 22:3529–3538
- Aznar FJ, Badillo FJ, Raga JA (1998) Gastrointestinal helminths of loggerhead turtles (*Caretta caretta*) from the western Mediterranean: constraints on community structure. *J Parasitol* 84:474–479
- Báez JC, García-Barcelona S, Camiñas JA, Macías D (2019) Fishery strategy affects the loggerhead sea turtle mortality trend due to the longline bycatch. *Fish Res* 212:21–28
- Bailey H, Benson SR, Shillinger GL, Bograd SJ and others (2012) Identification of distinct movement patterns in Pacific leatherback turtle populations influenced by ocean conditions. *Ecol Appl* 22:735–747
- Bailey H, Brookes KL, Thompson PM (2014) Assessing environmental impacts of offshore wind farms: lessons learned and recommendations for the future. *Aquat Biosyst* 10:8
- Baldi G, Salvemini P, Attanasio AP, Mastrapasqua T and others (2022) Voluntary fishing logbooks are essential for unveiling unsustainable bycatch levels and appropriate mitigating measures: the case of sea turtles in the Gulf of Manfredonia, Adriatic Sea. *Aquat Conserv* 32:741–752
- Banerjee SM, Stoll JA, Allen CD, Lynch JM and others (2021) Species and population specific gene expression in blood transcriptomes of marine turtles. *BMC Genomics* 22:346
- Barco S, Law M, Drummond B, Koopman H and others (2016) Loggerhead turtles killed by vessel and fishery interaction in Virginia, USA, are healthy prior to death. *Mar Ecol Prog Ser* 555:221–234
- Barnes DKA, Galgani F, Thompson RC, Barlaz M (2009) Accumulation and fragmentation of plastic debris in global environments. *Philos Trans R Soc Lond B Biol Sci* 364:1985–1998
- Barnette MC (2017) Potential impacts of artificial reef development on sea turtle conservation in Florida. NOAA Tech Memo NMFS-SER-5
- Barraza AD, Komoroske LM, Allen CD, Eguchi T and others (2020) Persistent organic pollutants in green sea turtles (*Chelonia mydas*) inhabiting two urbanized southern California habitats. *Mar Pollut Bull* 153:110979
- Barreiros JP, Raykov VS (2014) Lethal lesions and amputation caused by plastic debris and fishing gear on the loggerhead turtle *Caretta caretta* (Linnaeus, 1758): three case reports from Terceira Island, Azores (NE Atlantic). *Mar Pollut Bull* 86:518–522
- Barrett MA, Sella KN (2022) Modeling artificial light exposure after vegetation trimming at a marine turtle nesting beach. *Remote Sens* 14:2702
- Barrios-Garrido H, Palmar J, Wildermann N, Izales DRC, Diedrich A, Hamann M (2018) Marine turtle presence in the traditional pharmacopeia, cosmovision, and beliefs of Wayúú Indigenous people. *Chelonian Conserv Biol* 17:177–186
- Barrow LM, Bjorndal KA, Reich KJ (2008) Effects of preservation method on stable carbon and nitrogen isotope values. *Physiol Biochem Zool* 81:688–693
- Bartholomew DC, Mangel JC, Alfaro-Shigueto J, Pingo S, Jimenez A, Godley BJ (2018) Remote electronic monitoring as a potential alternative to on-board observers in small-scale fisheries. *Biol Conserv* 219:35–45
- Barton BT, Roth JD (2008) Implications of intraguild predation for sea turtle nest protection. *Biol Conserv* 141:2139–2145
- Bashir Z, Abdullah MM, Ghaffar MA, Rusli MU (2020) Exclusive predation of sea turtle hatchlings by juvenile blacktip reef sharks *Carcharhinus melanopterus* at a turtle nesting site in Malaysia. *J Fish Biol* 97:1876–1879
- Bastos KV, Machado LP, Joyeux J-C, Ferreira JS, Militão FP, de Oliveira Fernandes V, Santos RG (2022) Coastal degradation impacts on green turtle's (*Chelonia mydas*) diet in southeastern Brazil: nutritional richness and health. *Sci Total Environ* 823:153593
- Beckwith VK, Fuentes MMPB (2018) Microplastic at nesting grounds used by the northern Gulf of Mexico loggerhead recovery unit. *Mar Pollut Bull* 131:32–37
- Bell IP, Meager J, van de Merwe JP, Madden Hof CA (2019) Green turtle (*Chelonia mydas*) population demographics at three chemically distinct foraging areas in the northern Great Barrier Reef. *Sci Total Environ* 652:1040–1050
- Bembenek Bailey SA, Niemuth JN, McClellan-Green PD, Godfrey MH, Harms CA, Stoskopf MK (2017) H-NMR metabolomic study of whole blood from hatchling loggerhead sea turtles (*Caretta caretta*) exposed to crude oil and/or Corexit. *R Soc Open Sci* 4:171433
- Bembenek-Bailey SA, Niemuth JN, McClellan-Green PD, Godfrey MH, Harms CA, Gracz H, Stoskopf MK (2019) NMR metabolomic analysis of skeletal muscle, heart, and liver of hatchling loggerhead sea turtles (*Caretta caretta*) experimentally exposed to crude oil and/or Corexit. *Metabolites* 9:21
- Benson SR, Forney KA, Moore JE, LaCasella EL, Harvey JT, Carretta JV (2020) A long-term decline in the abundance of endangered leatherback turtles, *Dermochelys coriacea*, at a foraging ground in the California Current ecosystem. *Glob Ecol Conserv* 24:e01371
- Bentley BP, Haas BJ, Tedeschi JN, Berry O (2017) Loggerhead sea turtle embryos (*Caretta caretta*) regulate expression of stress response and developmental genes when exposed to a biologically realistic heat stress. *Mol Ecol* 26:2978–2992

- Bentley BP, Carrasco-Valenzuela T, Ramos EKS, Pawar H and others (2023) Divergent sensory and immune gene evolution in sea turtles with contrasting demographic and life histories. *Proc Natl Acad Sci USA* 120:e2201076120
- Berry M, Booth DT, Limpus CJ (2013) Artificial lighting and disrupted sea-finding behaviour in hatchling loggerhead turtles (*Caretta caretta*) on the Woongarra coast, south-east Queensland, Australia. *Aust J Zool* 61:137–145
- Betts MG, Gutiérrez Illán J, Yang Z, Shirley SM, Thomas CD (2019) Synergistic effects of climate and land-cover change on long-term bird population trends of the western USA: a test of modeled predictions. *Front Ecol Evol* 7:186
- Beyer J, Trannum HC, Bakke T, Hodson PV, Collier TK (2016) Environmental effects of the Deepwater Horizon oil spill: a review. *Mar Pollut Bull* 110:28–51
- Bezerra MF, Lacerda LD, Lima EHSM, Melo MTD (2013) Monitoring mercury in green sea turtles using keratinized carapace fragments (scutes). *Mar Pollut Bull* 77:424–427
- Bicknell AW, Godley BJ, Sheehan EV, Votier SC, Witt MJ (2016) Camera technology for monitoring marine biodiversity and human impact. *Front Ecol Environ* 14:424–432
- Bjørndal KA, Bolton AB (2003) From ghosts to key species: restoring sea turtle populations to fulfill their ecological roles. *Mar Turtle Newsl* 100:16–21
- Bjørndal KA, Jackson JB (2002) Roles of sea turtles in marine ecosystems: reconstructing the past. In: Lutz PL, Musick JA, Wynneken J (eds) *The biology of sea turtles*, Vol 2. CRC Press, Boca Raton, FL, p 259–273
- Bladow RA, Milton SL (2019) Embryonic mortality in green (*Chelonia mydas*) and loggerhead (*Caretta caretta*) sea turtle nests increases with cumulative exposure to elevated temperatures. *J Exp Mar Biol Ecol* 518:151180
- Bock SL, Smaga CR, McCoy JA, Parrott BB (2022) Genome-wide DNA methylation patterns harbour signatures of hatchling sex and past incubation temperature in a species with environmental sex determination. *Mol Ecol* 31: 5487–5505
- Bolten AB, Crowder LB, Dodd MG, MacPherson SL and others (2011) Quantifying multiple threats to endangered species: an example from loggerhead sea turtles. *Front Ecol Environ* 9:295–301
- Booth DT, Dunstan A, Bell I, Reina R, Tedeschi J (2020) Low male production at the world's largest green turtle rookery. *Mar Ecol Prog Ser* 653:181–190
- Bottrill MC, Joseph LN, Carwardine J, Bode M and others (2008) Is conservation triage just smart decision making? *Trends Ecol Evol* 23:649–654
- Bouchard SS, Bjørndal KA (2000) Sea turtles as biological transporters of nutrients and energy from marine to terrestrial ecosystems. *Ecology* 81:2305–2313
- Bräutigam A, Eckert KL (2006) Turning the tide: exploitation, trade and management of marine turtles in the Lesser Antilles, Central America, Colombia and Venezuela. TRAFFIC International, Cambridge
- Bravington MV, Skaug HJ, Anderson EC (2016) Close-kin mark-recapture. *Stat Sci* 31:259–274
- Brearley G, Rhodes J, Bradley A, Baxter G and others (2013) Wildlife disease prevalence in human-modified landscapes. *Biol Rev Camb Philos Soc* 88:427–442
- Breiman L (2001) Random forests. *Mach Learn* 45:5–32
- Brock KA, Reece JS, Ehrhart LM (2009) The effects of artificial beach nourishment on marine turtles: differences between loggerhead and green turtles. *Restor Ecol* 17: 297–307
- Bugnot AB, Mayer-Pinto M, Airoidi L, Heery EC and others (2021) Current and projected global extent of marine built structures. *Nat Sustain* 4:33–41
- Butler ZP, Wenger SJ, Pfaller JB, Dodd MG and others (2020) Predation of loggerhead sea turtle eggs across Georgia's barrier islands. *Glob Ecol Conserv* 23:e01139
- Callier MD, Byron CJ, Bengtson DA, Cranford PJ and others (2018) Attraction and repulsion of mobile wild organisms to finfish and shellfish aquaculture: a review. *Rev Aquacult* 10:924–949
- Camacho M, Orós J, Henríquez-Hernández LA, Valerón PF and others (2014) Influence of the rehabilitation of injured loggerhead turtles (*Caretta caretta*) on their blood levels of environmental organic pollutants and elements. *Sci Total Environ* 487:436–442
- Campbell LM (2003) Challenges for interdisciplinary sea turtle research: perspectives of a social scientist. *Mar Turtle Newsl* 100:28–32
- Campbell LM, Godfrey MH, Drif O (2002) Community-based conservation via global legislation? Limitations of the inter-American convention for the protection and conservation of sea turtles. *J Int Wildl Law Policy* 5:121–143
- Candan ED (2018) Molecular identification of fungal isolates and hatching success of green turtle (*Chelonia mydas*) nests. *Arch Microbiol* 200:911–919
- Carbonell JG, Michalski RS, Mitchell TM (1983) An overview of machine learning. In: Michalski RS, Carbonell JG, Mitchell TM (eds) *Machine learning: an artificial intelligence approach*. Springer-Verlag, Berlin, p 3–23
- Carneiro C, Henriques M, Barbosa C, Tchanchalam Q, Regalla A, Patrício AR, Catry P (2017) Ecology and behaviour of palm-nut vultures *Gypohierax angolensis* in the Bijagós archipelago, Guinea-Bissau. *Ostrich* 88:113–121
- Carwardine J, O'Connor T, Legge S, Mackey B, Possingham HP, Martin TG (2012) Prioritizing threat management for biodiversity conservation. *Conserv Lett* 5:196–204
- Casale P, Ceriani SA (2019) Satellite surveys: a novel approach for assessing sea turtle nesting activity and distribution. *Mar Biol* 166:47
- Casale P, Heppell SS (2016) How much sea turtle bycatch is too much? A stationary age distribution model for simulating population abundance and potential biological removal in the Mediterranean. *Endang Species Res* 29: 239–254
- Caut S, Angulo E, Courchamp F (2008) Dietary shift of an invasive predator: rats, seabirds and sea turtles. *J Appl Ecol* 45:428–437
- Ceriani SA, Meylan AB (2017) *Caretta caretta* (North West Atlantic subpopulation). The IUCN Red List of Threatened Species 2017:e.T84131194A119339029. <https://dx.doi.org/10.2305/IUCN.UK.2017-2.RLTS.T84131194A119339029.en> (accessed 27 Aug 2022)
- Ceriani SA, Roth JD, Evans DR, Weishampel JF, Ehrhart LM (2012) Inferring foraging areas of nesting loggerhead turtles using satellite telemetry and stable isotopes. *PLOS ONE* 7:e45335
- Ceriani SA, Weishampel JF, Ehrhart LM, Mansfield KL, Wunder MB (2017) Foraging and recruitment hotspot dynamics for the largest Atlantic loggerhead turtle rookery. *Sci Rep* 7:16894
- Chaloupka M, Limpus C (2005) Estimates of sex- and age-class-specific survival probabilities for a southern Great Barrier Reef green sea turtle population. *Mar Biol* 146: 1251–1261
- Chaloupka M, Parker D, Balazs G (2004) Modelling post-release mortality of loggerhead sea turtles exposed to

- the Hawaii-based pelagic longline fishery. *Mar Ecol Prog Ser* 280:285–293
- Chapman PA, Cribb TH, Flint M, Traub RJ, Blair D, Kyaw-Tanner MT, Mills PC (2019) Spirorchidiasis in marine turtles: the current state of knowledge. *Dis Aquat Org* 133:217–245
- Christin S, Hervet É, Lecomte N (2019) Applications for deep learning in ecology. *Methods Ecol Evol* 10:1632–1644
- Chung F, Pilcher N, Salmon M, Wyneken J (2009) Offshore migratory activity of hawksbill turtle (*Eretmochelys imbricata*) hatchlings. I. Quantitative analysis of activity, with comparisons to green turtles (*Chelonia mydas*). *Chelonian Conserv Biol* 8:28–34
- Chung H, Lee J, Lee WY (2021) A review: marine bio-logging of animal behaviour and ocean environments. *Ocean Sci J* 56:117–131
- Cisneros JA, Briggs TR, Martin K (2017) Placed sediment characteristics compared to sea turtle nesting and hatching patterns: a case study from Palm Beach County, FL. *Shore Beach* 85:35–40
- Clyde-Brockway CE, Ferreira CR, Flaherty EA, Paladino FV (2021) Lipid profiling suggests species specificity and minimal seasonal variation in Pacific green and hawksbill turtle plasma. *PLOS ONE* 16:e0253916
- Clyde-Brockway CE, Heidemeyer M, Paladino FV, Flaherty EA (2022) Diet and foraging niche flexibility in green and hawksbill turtles. *Mar Biol* 169:108
- Conners MG, Sisson NB, Agamboue PD, Atkinson PW and others (2022) Mismatches in scale between highly mobile marine megafauna and marine protected areas. *Front Mar Sci* 9:897104
- Cannon RE, Jeffries KM, Komoroske LM, Todgham AE, Fangué NA (2018) The utility of transcriptomics in fish conservation. *J Exp Biol* 221:jeb148833
- Conti I, Simioni C, Varano G, Brenna C, Costanzi E, Neri LM (2021) Legislation to limit the environmental plastic and microplastic pollution and their influence on human exposure. *Environ Pollut* 288:117708
- Cortes C, Vapnik V (1995) Support-vector networks. *Mach Learn* 20:273–297
- Cortés-Gómez AA, Romero D, Girondot M (2017) The current situation of inorganic elements in marine turtles: a general review and meta-analysis. *Environ Pollut* 229:567–585
- Cortés-Gómez AA, Morcillo P, Guardiola FA, Espinosa C and others (2018a) Molecular oxidative stress markers in olive ridley turtles (*Lepidochelys olivacea*) and their relation to metal concentrations in wild populations. *Environ Pollut* 233:156–167
- Cortés-Gómez AA, Romero D, Girondot M (2018b) Carapace asymmetry: a possible biomarker for metal accumulation in adult olive ridleys marine turtles? *Mar Pollut Bull* 129:92–101
- Cortés-Gómez AA, Tvarijonaviciute A, Teles M, Cuenca R, Fuentes-Mascorro G, Romero D (2018c) p-Nitrophenyl acetate esterase activity and cortisol as biomarkers of metal pollution in blood of olive ridley turtles (*Lepidochelys olivacea*). *Arch Environ Contam Toxicol* 75:25–36
- Craig JK, Crowder LB, Gray CD, McDaniel CJ, Henwood TA, Hanifen JG (2001) Ecological effects of hypoxia on fish, sea turtles, and marine mammals in the northwestern Gulf of Mexico. In: Robalais NN, Turner RE (eds) *Coastal hypoxia: consequences for living resources and ecosystems*. American Geophysical Union, Washington, DC, p 269–292
- Crain CM, Kroeker K, Halpern BS (2008) Interactive and cumulative effects of multiple human stressors in marine systems. *Ecol Lett* 11:1304–1315
- Crouse DT, Crowder LB, Caswell H (1987) A stage-based population model for loggerhead sea turtles and implications for conservation. *Ecology* 68:1412–1423
- Curtis KA, Carretta JV (2020) ObsCovgTools: assessing observer coverage needed to document and estimate rare event bycatch. *Fish Res* 225:105493
- da Costa JP, Mouneyrac C, Costa M, Duarte AC, Rocha-Santos T (2020) The role of legislation, regulatory initiatives and guidelines on the control of plastic pollution. *Front Environ Sci* 8:104
- Day RD, Segars AL, Arendt MD, Lee AM, Peden-Adams MM (2007) Relationship of blood mercury levels to health parameters in the loggerhead sea turtle (*Caretta caretta*). *Environ Health Perspect* 115:1421–1428
- De Andrés E, Gómara B, González-Paredes D, Ruiz-Martín J, Marco A (2016) Persistent organic pollutant levels in eggs of leatherback turtles (*Dermodochelys coriacea*) point to a decrease in hatching success. *Chemosphere* 146:354–361
- Deem SL, Harris HS (2017) Health assessments. In: Manire CA, Norton TM, Stacy BA, Harms CA, Innis CJ (eds) *Sea turtle health and rehabilitation*. J Ross Publishing, Plantation, FL, p 945–957
- Deem SL, Karesh WB, Weisman W (2001) Putting theory into practice: wildlife health in conservation. *Conserv Biol* 15:1224–1233
- Dellert LJ, O'Neil D, Cassill DL (2014) Effects of beach renourishment and clutch relocation on the success of the loggerhead sea turtle (*Caretta caretta*) eggs and hatchlings. *J Herpetol* 48:186–187
- Derraik JGB (2002) The pollution of the marine environment by plastic debris: a review. *Mar Pollut Bull* 44:842–852
- Devi GK, Ganasri BP, Dwarakish GS (2015) Applications of remote sensing in satellite oceanography: a review. *Aquat Procedia* 4:579–584
- Dickerson D, Richardson JI, Ferris JS, Bass AL, Wolf M (1991) Entrainment of sea turtles by hopper dredges in Cape Canaveral and Kings Bay ship channels. Tech Rep D-91-1. US Army Engineer Waterways Experiment Station, Vicksburg, MS
- Dickerson DD, Reine KJ, Nelson DA, Dickerson CE Jr (1995) Assessment of sea turtle abundance in six south Atlantic US channels. Misc Pap EL-95-5. US Army Engineer Waterways Experiment Station, Vicksburg, MS
- Dickerson D, Wolters M, Theriot C, Slay C (2004) Dredging impacts on sea turtles in the southeastern USA: a historical review of protection. In: Proc 17th World Dredging Congr, Hamburg, 27 Sep–1 Oct 2004. World Organization of Dredging Associations (WODA), Temecula, CA
- Dickerson D, Theriot C, Wolters M, Slay C, Bargo T, Parks W (2007) Effectiveness of relocation trawling during hopper dredging for reducing incidental take of sea turtles. In: Proc 18th World Dredging Congr, Lake Buena Vista, FL, 27 May–1 Jun 2007. World Organization of Dredging Associations (WODA), Temecula, CA
- Dickson LCD, Negus SRB, Eizaguirre C, Katselidis KA, Schofield G (2022) Aerial drone surveys reveal the efficacy of a protected area network for marine megafauna and the value of sea turtles as umbrella species. *Drones* 6:291
- D'ilio S, Mattei D, Blasi MF, Alimonti A, Bogianni S (2011) The occurrence of chemical elements and POPs in log-

- gerhead turtles (*Caretta caretta*): an overview. *Mar Pollut Bull* 62:1606–1615
- ✦ DiMatteo A, Cañadas A, Roberts J, Sparks L and others (2022) Basin-wide estimates of loggerhead turtle abundance in the Mediterranean Sea derived from line transect surveys. *Front Mar Sci* 9:930412
- ✦ Dimitriadis C, Fournari-Konstantinidou I, Sourbès L, Koutsoubas D, Mazaris AD (2018) Reduction of sea turtle population recruitment caused by nightlight: evidence from the Mediterranean region. *Ocean Coast Manage* 153: 108–115
- ✦ Dobson A, Foufopoulos J (2001) Emerging infectious pathogens of wildlife. *Philos Trans R Soc Lond B Biol Sci* 356: 1001–1012
- ✦ Dodge KL, Landry S, Lynch B, Innis CJ, Sampson K, Sandilands D, Sharp B (2022) Disentanglement network data to characterize leatherback sea turtle *Dermochelys coriacea* bycatch in fixed-gear fisheries. *Endang Species Res* 47: 155–170
- ✦ Domingos P (2012) A few useful things to know about machine learning. *Commun ACM* 55:78–87
- ✦ Donlan CJ, Wingfield DK, Crowder LB, Wilcox C (2010) Using expert opinion surveys to rank threats to endangered species: a case study with sea turtles. *Conserv Biol* 24:1586–1595
- ✦ Drobles EM, Ware M, Beckwith VK, Fuentes MMPB (2019) Beach crabbing as a possible hindrance to loggerhead marine turtle nesting success. *Mar Turtle Newsl* 159:1–4
- ✦ du Preez M, Nel R, Bouwman H (2018) First report of metallic elements in loggerhead and leatherback turtle eggs from the Indian Ocean. *Chemosphere* 197:716–728
- ✦ DuBois MJ, Putman NF, Piacenza SE (2020) Hurricane frequency and intensity may decrease dispersal of Kemp's ridley sea turtle hatchlings in the Gulf of Mexico. *Front Mar Sci* 7:301
- ✦ Duchêne S, Archer FI, Vilstrup J, Caballero S, Morin PA (2011) Mitogenome phylogenetics: the impact of using single regions and partitioning schemes on topology, substitution rate and divergence time estimation. *PLOS ONE* 6:e27138
- ✦ Dujon AM, Schofield G (2019) Importance of machine learning for enhancing ecological studies using information-rich imagery. *Endang Species Res* 39:91–104
- ✦ Duncan EM, Arrowsmith J, Bain C, Broderick AC and others (2018) The true depth of the Mediterranean plastic problem: extreme microplastic pollution on marine turtle nesting beaches in Cyprus. *Mar Pollut Bull* 136:334–340
- ✦ Duncan EM, Broderick AC, Fuller WJ, Galloway TS and others (2019) Microplastic ingestion ubiquitous in marine turtles. *Glob Change Biol* 25:744–752
- ✦ Duncan EM, Broderick AC, Critchell K, Galloway TS and others (2021) Plastic pollution and small juvenile marine turtles: a potential evolutionary trap. *Front Mar Sci* 8:699521
- ✦ Dunne RP (2010) Synergy or antagonism—interactions between stressors on coral reefs. *Coral Reefs* 29:145–152
- ✦ Early-Capistrán MM, Sáenz-Arroyo A, Cardoso-Mohedano JG, Garibay-Melo G, Peckham SH, Koch V (2018) Reconstructing 290 years of a data-poor fishery through ethnographic and archival research: the East Pacific green turtle (*Chelonia mydas*) in Baja California, Mexico. *Fish Fish* 19:57–77
- ✦ Eguchi T, Benson SR, Foley DG, Forney KA (2017) Predicting overlap between drift gillnet fishing and leatherback turtle habitat in the California Current ecosystem. *Fish Oceanogr* 26:17–33
- ✦ Elliott BW, Read AJ, Godley BJ, Nelms SE, Nowacek DP (2019) Critical information gaps remain in understanding impacts of industrial seismic surveys on marine vertebrates. *Endang Species Res* 39:247–254
- ✦ Engeman RM, Shwiff SA, Constantin B, Stahl M, Smith HT (2002) An economic analysis of predator removal approaches for protecting marine turtle nests at Hobe Sound National Wildlife Refuge. *Ecol Econ* 42:469–478
- ✦ Engeman RM, Martin RE, Smith HT, Woolard J and others (2005) Dramatic reduction in predation on marine turtle nests through improved predator monitoring and management. *Oryx* 39:318–326
- ✦ Engeman RM, Duffiney A, Braem S, Olsen C and others (2010) Dramatic and immediate improvements in insular nesting success for threatened sea turtles and shorebirds following predator management. *J Exp Mar Biol Ecol* 395:147–152
- ✦ Engeman R, Martin RE, Woolard J, Stahl M, Pelizza C, Duffiney A, Constantin B (2012) An ideal combination for marine turtle conservation: exceptional nesting season, with low nest predation resulting from effective low-cost predator management. *Oryx* 46:229–235
- ✦ Erb V, Wyneken J (2019) Nest-to-surf mortality of loggerhead sea turtle (*Caretta caretta*) hatchlings on Florida's east coast. *Front Mar Sci* 6:271
- ✦ Erfteimeijer PLA, Robin Lewis RR (2006) Environmental impacts of dredging on seagrasses: a review. *Mar Pollut Bull* 52:1553–1572
- ✦ Esteban N, Laloë JO, Kiggen FSPL, Ubels SM and others (2018) Optimism for mitigation of climate warming impacts for sea turtles through nest shading and relocation. *Sci Rep* 8:17625
- ✦ Fahlman A, Crespo-Picazo JL, Sterba-Boatwright B, Stacy BA, Garcia-Parraga D (2017) Defining risk variables causing gas embolism in loggerhead sea turtles (*Caretta caretta*) caught in trawls and gillnets. *Sci Rep* 7:2739
- ✦ Farrell JA, Whitmore L, Mashkour N, Rollinson Ramia DR and others (2022) Detection and population genomics of sea turtle species via noninvasive environmental DNA analysis of nesting beach sand tracks and oceanic water. *Mol Ecol Resour* 22:2471–2493
- ✦ Ferraro PJ, Gjertsen H (2009) A global review of incentive payments for sea turtle conservation. *Chelonian Conserv Biol* 8:48–56
- ✦ Ferretti F, Worm B, Britten GL, Heithaus MR, Lotze HK (2010) Patterns and ecosystem consequences of shark declines in the ocean. *Ecol Lett* 13:1055–1071
- ✦ Field P, Gilbert R (2019) Potential impacts to marine mammals and sea turtles from offshore wind. *Offshore Wind/Marine Mammal Science Framework Workshop Proceedings*, 30–31 May 2018, New Bedford, MA. Consensus Building Institute, Cambridge, MA
- ✦ Finkbeiner EM, Wallace BP, Moore JE, Lewison RL, Crowder LB, Read AJ (2011) Cumulative estimates of sea turtle bycatch and mortality in USA fisheries between 1990 and 2007. *Biol Conserv* 144:2719–2727
- ✦ Finlayson KA, Leusch FDL, Villa CA, Limpus CJ, van de Merwe JP (2021) Combining analytical and *in vitro* techniques for comprehensive assessments of chemical exposure and effect in green sea turtles (*Chelonia mydas*). *Chemosphere* 274:129752
- ✦ Firth L, Knights A, Bridger D, Evans A and others (2016) Ocean sprawl: challenges and opportunities for biodiversity management in a changing world. *Oceanogr Mar Biol Annu Rev* 54:193–269

- Fish MR, Cote IM, Horrocks JA, Mulligan B, Watkinson AR, Jones AP (2008) Construction setback regulations and sea-level rise: mitigating sea turtle nesting beach loss. *Ocean Coast Manage* 51:330–341
- Fleming AH, Kellar NM, Allen CD, Kurle CM (2018) The utility of combining stable isotope and hormone analyses for marine megafauna research. *Front Mar Sci* 5:338
- Flint J, Flint M, Limpus CJ, Mills P (2017) Status of marine turtle rehabilitation in Queensland. *PeerJ* 5:e3132
- Foley AM, Stacy BA, Hardy RF, Shea CP, Minch KE, Schroeder BA (2019) Characterizing watercraft-related mortality of sea turtles in Florida. *J Wildl Manag* 83:1057–1072
- Fossette S, Witt MJ, Miller P, Nalovic MA and others (2014) Pan-Atlantic analysis of the overlap of a highly migratory species, the leatherback turtle, with pelagic longline fisheries. *Proc R Soc B* 281:20133065
- Frankham R (2005) Genetics and extinction. *Biol Conserv* 126:131–140
- Fritts TH, McGehee MA (1981) Effects of petroleum on the development and survival of marine turtle embryos. FWS/OBS 81/37. US Department of the Interior, US Fish and Wildlife Service, Washington, DC
- Froehlich HE, Smith A, Gentry RR, Halpern BS (2017) Off-shore aquaculture: I know it when I see it. *Front Mar Sci* 4:154
- Fryxell JM, Sinclair AR, Caughley G (2014) Population viability analysis. In: Fryxell JM, Sinclair AR, Caughley G (eds) *Wildlife ecology, conservation, and management*. John Wiley & Sons, Chichester, p 285–303
- Fuentes MMPB, Abbs D (2010) Effects of projected changes in tropical cyclone frequency on sea turtles. *Mar Ecol Prog Ser* 412:283–292
- Fuentes MMPB, Cinner JE (2010) Using expert opinion to prioritize impacts of climate change on sea turtles' nesting grounds. *J Environ Manage* 91:2511–2518
- Fuentes MMPB, Limpus CJ, Hamann M, Dawson J (2010) Potential impacts of projected sea-level rise on sea turtle rookeries. *Aquat Conserv* 20:132–139
- Fuentes MMPB, Limpus CJ, Hamann M (2011) Vulnerability of sea turtle nesting grounds to climate change. *Glob Change Biol* 17:140–153
- Fuentes MMPB, Fish M, Maynard J (2012) Management strategies to mitigate the impacts of climate change on sea turtle's terrestrial reproductive phase. *Mitig Adapt Strategies Glob Change* 17:51–63
- Fuentes MMPB, Blackwood J, Jones B, Kim M and others (2015) A decision framework for prioritizing multiple management actions for threatened marine megafauna. *Ecol Appl* 25:200–214
- Fuentes MMPB, Allstadt AJ, Ceriani SA, Godfrey MH and others (2020a) Potential adaptability of marine turtles to climate change may be hindered by coastal development in the USA. *Reg Environ Change* 20:104
- Fuentes MMPB, Wildermann N, Gandra TBR, Domit C (2020b) Cumulative threats to juvenile green turtles in the coastal waters of southern and southeastern Brazil. *Biodivers Conserv* 29:1783–1803
- Fuentes MMPB, Meletis ZA, Wildermann NE, Ware M (2021) Conservation interventions to reduce vessel strikes on sea turtles: a case study in Florida. *Mar Policy* 128:104471
- Fuentes MMPB, Beckwith V, Ware M (2023a) The effects of microplastic on the thermal profile of sand: implications for marine turtle nesting grounds. *Front Mar Sci* 10:1146556
- Fuentes MMPB, Santos AJB, Abreu-Grobois A, Briseño-Dueñas R and others (2023b) Adaptation of sea turtles to climate warming: Will phenological responses be sufficient to counteract changes in reproductive output? *Glob Change Biol* 30:e16991, doi:10.1111/gcb.16991
- Garrison SR, Fuentes MMPB (2019) Marine debris at nesting grounds used by the northern Gulf of Mexico loggerhead recovery unit. *Mar Pollut Bull* 139:59–64
- Gatto CR, Williamson SA, Reina RD (2023) Mitigating the effects of climate change on the nests of sea turtles with artificial irrigation. *Conserv Biol* 37:e14044
- Gaus C, Villa CA, Dogruer G, Heffernan A and others (2019) Evaluating internal exposure of sea turtles as model species for identifying regional chemical threats in near-shore habitats of the Great Barrier Reef. *Sci Total Environ* 658:732–743
- Gavin MC, Solomon JN, Blank SG (2010) Measuring and monitoring illegal use of natural resources. *Conserv Biol* 24:89–100
- Gena K (2013) Deep sea mining of submarine hydrothermal deposits and its possible environmental impact in Manus Basin, Papua New Guinea. *Procedia Earth Planet Sci* 6:226–233
- Gilman E, Huang HW (2017) Review of effects of pelagic longline hook and bait type on sea turtle catch rate, anatomical hooking position and at-vessel mortality rate. *Rev Fish Biol Fish* 27:43–52
- Giraudeau M, Sepp T, Ujvari B, Ewald PW, Thomas F (2018) Human activities might influence oncogenic processes in wild animal populations. *Nat Ecol Evol* 2:1065–1070
- Gitschlag GR, Herczeg BA, Barcak TR (1997) Observations of sea turtles and other marine life at the explosive removal of offshore oil and gas structures in the Gulf of Mexico. *Gulf Caribb Res* 9:247–262
- Gjertsen H, Niesten E (2010) Incentive-based approaches in marine conservation: applications for sea turtles. *Conserv Soc* 8:5–14
- Glushik L (2017) Contingency planning for oil spills on water: good practice guidelines for the development of an effective spill response capability. IPIECA-OGP Good Practice Guide Series, Oil Spill Response Joint Industry Project (OSR-JIP). OGP Rep No. 526. IOSC Proc 2017: 2017312
- Goldberg DW, de Almeida DT, Tognin F, Lopez GG, Pizetta GT, de Oliveira Leite N Jr, Sforza R (2015) Hopper dredging impacts on sea turtles on the northern coast of Rio de Janeiro state, Brazil. *Mar Turtle Newsl* 147:16–20
- Gomez L, Krishnasamy K (2019) A rapid assessment on the trade in marine turtles in Indonesia, Malaysia and Viet Nam. TRAFFIC, Petaling Jaya
- Goodale MW, Milman A (2016) Cumulative adverse effects of offshore wind energy development on wildlife. *J Environ Plann Manage* 59:1–21
- Goodfellow I, Bengio Y, Courville A (2016) *Deep learning*. MIT Press, Cambridge, MA
- Gordon AN, Kelly WR, Cribb TH (1998) Lesions caused by cardiovascular flukes (Digenea: Spirorchidae) in stranded green turtles (*Chelonia mydas*). *Vet Pathol* 35:21–30
- Grain DA, Bolten AB, Bjørndal KA (1995) Effects of beach nourishment on sea turtles: review and research initiatives. *Restor Ecol* 3:95–104
- Gregory MR (2009) Environmental implications of plastic debris in marine settings—entanglement, ingestion, smothering, hangers-on, hitch-hiking and alien invasions. *Philos Trans R Soc Lond B Biol Sci* 364:2013–2025

- Greiner EC (2013) Parasites of marine turtles. In: Wyneken J, Lohmann KJ, Musick JA (eds) The biology of sea turtles, Vol 3. CRC Press, Boca Raton, FL, p 427–446
- Gronwald M, Genet Q, Touron M (2019) Predation on green sea turtle, *Chelonia mydas*, hatchlings by invasive rats. *Pac Conserv Biol* 25:423–424
- Guirado E, Tabik S, Rivas ML, Alcaraz-Segura D, Herrera F (2019) Whale counting in satellite and aerial images with deep learning. *Sci Rep* 9:14259
- Gündoğdu S, Yeşilyurt İN, Erbaş C (2019) Potential interaction between plastic litter and green turtle *Chelonia mydas* during nesting in an extremely polluted beach. *Mar Pollut Bull* 140:138–145
- Gust KA, Chaitankar V, Ghosh P, Wilbanks MS and others (2018) Multiple environmental stressors induce complex transcriptomic responses indicative of phenotypic outcomes in western fence lizard. *BMC Genomics* 19:877
- Gyuris E (1994) The rate of predation by fishes on hatchlings of the green turtle (*Chelonia mydas*). *Coral Reefs* 13: 137–144
- Halpern BS (2003) The impact of marine reserves: Do reserves work and does reserve size matter? *Ecol Appl* 13:117–137
- Halpern BS, Walbridge S, Selkoe KA, Kappel CV and others (2008) A global map of human impact on marine ecosystems. *Science* 319:948–952
- Halpern BS, Frazier M, Potapenko J, Casey KS and others (2015) Spatial and temporal changes in cumulative human impacts on the world's ocean. *Nat Commun* 6:7615
- Halpern BS, Frazier M, Afflerbach J, Lowndes JS and others (2019) Recent pace of change in human impact on the world's ocean. *Sci Rep* 9:11609
- Hamann M, Godfrey MH, Seminoff JA, Arthur K and others (2010) Global research priorities for sea turtles: informing management and conservation in the 21st century. *Endang Species Res* 11:245–269
- Hancock JM, Furtado S, Merino S, Godley BJ, Nuno A (2017) Exploring drivers and deterrents of the illegal consumption and trade of marine turtle products in Cape Verde, and implications for conservation planning. *Oryx* 51:428–436
- Hardin EE, Fuentes MMPB (2021) A systematic review of acoustic telemetry as a tool to gain insights into marine turtle ecology and aid their conservation. *Front Mar Sci* 8:765418
- Harding S (2016) Marine debris: understanding, preventing and mitigating the significant adverse impacts on marine and coastal biodiversity. Tech Ser No. 83. Secretariat of the Convention on Biological Diversity, Montreal
- Harewood A, Horrocks J (2008) Impacts of coastal development on hawksbill hatchling survival and swimming success during the initial offshore migration. *Biol Conserv* 141:394–401
- Harley MD, Kinsela MA (2022) CoastSnap: a global citizen science program to monitor changing coastlines. *Cont Shelf Res* 245:104796
- Harms CA, McClellan-Green P, Godfrey MH, Christiansen EF, Broadhurst HJ, Godard-Codding CAJ (2019) Crude oil and dispersant cause acute clinicopathological abnormalities in hatchling loggerhead sea turtles (*Caretta caretta*). *Front Vet Sci* 6:344
- Harper KJ, Goodwin KD, Harper LR, LaCasella EL, Frey A, Dutton PH (2020) Finding crush: environmental DNA analysis as a tool for tracking the green sea turtle *Chelonia mydas* in a marine estuary. *Front Mar Sci* 6:810
- Hart KM, Lamont MM, Sartain AR, Fujisaki I (2014) Migration, foraging, and residency patterns for northern Gulf loggerheads: implications of local threats and international movements. *PLOS ONE* 9:e103453
- Hart KM, Iverson AR, Fujisaki I, Lamont MM, Bucklin D, Shaver DJ (2018) Marine threats overlap key foraging habitat for two imperiled sea turtle species in the Gulf of Mexico. *Front Mar Sci* 5:336
- Hayes CT, Baumbach DS, Juma D, Dunbar SG (2017) Impacts of recreational diving on hawksbill sea turtle (*Eretmochelys imbricata*) behaviour in a marine protected area. *J Sustain Tour* 25:79–95
- Hays GC, Hawkes LA (2018) Satellite tracking sea turtles: opportunities and challenges to address key questions. *Front Mar Sci* 5:432
- Hays GC, Mazaris AD, Schofield G (2014) Different male vs. female breeding periodicity helps mitigate offspring sex ratio skews in sea turtles. *Front Mar Sci* 1:43
- Hays GC, Mazaris AD, Schofield G, Laloë JO (2017) Population viability at extreme sex-ratio skews produced by temperature-dependent sex determination. *Proc R Soc B* 284:20162576
- Hays GC, Bailey H, Bograd SJ, Bowen WD and others (2019) Translating marine animal tracking data into conservation policy and management. *Trends Ecol Evol* 34:459–473
- Hays GC, Koldewey HJ, Andrzejczek S, Attrill MJ and others (2020) A review of a decade of lessons from one of the world's largest MPAs: conservation gains and key challenges. *Mar Biol* 167:159
- Hays GC, Shimada T, Schofield G (2022) A review of how the biology of male sea turtles may help mitigate female-biased hatchling sex ratio skews in a warming climate. *Mar Biol* 169:89
- Hays GC, Laloë JO, Lee PLM, Schofield G (2023) Evidence of adult male scarcity associated with female-skewed offspring sex ratios in sea turtles. *Curr Biol* 33:R14–R15
- Haywood JC, Fuller WJ, Godley BJ, Shutler JD, Widdicombe S, Broderick AC (2019) Global review and inventory: how stable isotopes are helping us understand ecology and inform conservation of marine turtles. *Mar Ecol Prog Ser* 613:217–245
- Hazel J, Lawler IR, Marsh H, Robson S (2007) Vessel speed increases collision risk for the green turtle *Chelonia mydas*. *Endang Species Res* 3:105–113
- Hazen EL, Scales KL, Maxwell SM, Briscoe DK and others (2018) A dynamic ocean management tool to reduce bycatch and support sustainable fisheries. *Sci Adv* 4: eaar3001
- Heidbreder LM, Bablok I, Drews S, Menzel C (2019) Tackling the plastic problem: a review on perceptions, behaviors, and interventions. *Sci Total Environ* 668:1077–1093
- Heimert AJ (1997) Keeping pigs out of parlors: using nuisance law to affect the location of pollution. *Environ Law* 27:403–512
- Heithaus MR, Frid A, Wirsing AJ, Dill LM and others (2007) State-dependent risk-taking by green sea turtles mediates top-down effects of tiger shark intimidation in a marine ecosystem. *J Anim Ecol* 76:837–844
- Heithaus MR, Wirsing AJ, Thomson JA, Burkholder DA (2008) A review of lethal and non-lethal effects of predators on adult marine turtles. *J Exp Mar Biol Ecol* 356: 43–51
- Heithaus MR, Alcoverro T, Arthur R, Burkholder DA and others (2014) Seagrasses in the age of sea turtle conservation and shark overfishing. *Front Mar Sci* 1:28

- Heppell SS, Crowder LB (1998) Prognostic evaluation of enhancement programs using population models and life history analysis. *Bull Mar Sci* 62:495–507
- Heppell S, Wyneken J, Heppell S (2022) A morphologist, a modeler, and an endocrinologist consider sea turtle sex ratios in a changing climate. Some wine was involved. *Front Ecol Evol* 10:952432
- Hewitt JE, Ellis JI, Thrush SF (2016) Multiple stressors, non-linear effects and the implications of climate change impacts on marine coastal ecosystems. *Glob Change Biol* 22:2665–2675
- Hilborn R, Agostini VN, Chaloupka M, Garcia SM and others (2022) Area-based management of blue water fisheries: current knowledge and research needs. *Fish Fish* 23:492–518
- Hirama S, Witherington B, Kneifl K, Sylvia A, Wideroff M, Carthy R (2021) Environmental factors predicting the orientation of sea turtle hatchlings on a naturally lighted beach: a baseline for light-management goals. *J Exp Mar Biol Ecol* 541:151568
- Hirsch SE, Kedzuz S, Perrault JR (2019) Impacts of a geotextile container dune core on marine turtle nesting in Juno Beach, Florida, United States. *Restor Ecol* 27:431–439
- Hirsch SE, Toonder M, Reilly JD, Hoover SR, Perrault JR (2022) Responses of three nesting sea turtle species to hard-armoring structures. *Front Mar Sci* 9:980715
- Hoh DZ, Lin YF, Liu WA, Sidique SNM, Tsai IJ (2020) Nest microbiota and pathogen abundance in sea turtle hatcheries. *Fungal Ecol* 47:100964
- Holmer M (2010) Environmental issues of fish farming in offshore waters: perspectives, concerns and research needs. *Aquacult Environ Interact* 1:57–70
- Hopewell J, Dvorak R, Kosior E (2009) Plastics recycling: challenges and opportunities. *Philos Trans R Soc Lond B Biol Sci* 364:2115–2126
- Hornik K, Stinchcombe M, White H (1989) Multilayer feed-forward networks are universal approximators. *Neural Netw* 2:359–366
- Hounsflow JL, Jewell OJD, Fossette S, Whiting S and others (2021) Animal-borne video from a sea turtle reveals novel anti-predator behaviors. *Ecology* 102:e03251
- Howell EA, Hoover A, Benson SR, Bailey H, Polovina JJ, Seminoff JA, Dutton PH (2015) Enhancing the Turtle-Watch product for leatherback sea turtles, a dynamic habitat model for ecosystem-based management. *Fish Oceanogr* 24:57–68
- Hu Z, Hu H, Huang Y (2018) Association between nighttime artificial light pollution and sea turtle nest density along Florida coast: a geospatial study using VIIRS remote sensing data. *Environ Pollut* 239:30–42
- Humber F, Godley BJ, Broderick AC (2014) So excellent a fishe: a global overview of legal marine turtle fisheries. *Divers Distrib* 20:579–590
- Hykle D (2002) The convention on migratory species and other international instruments relevant to marine turtle conservation: pros and cons. *J Int Wildl Law Policy* 5: 105–119
- Innis C, Dodge K (2020) A veterinary perspective on the conservation physiology and rehabilitation of sea turtles. In: Madliger CL, Franklin CE, Love OP, Cooke SJ (eds) *Conservation physiology: applications for wildlife conservation and management*. Oxford University Press, Oxford, p 241–250
- Innis CJ, Finn S, Kennedy A, Burgess E, Norton T, Manire CA, Harms C (2019) A summary of sea turtles released from rescue and rehabilitation programs in the United States, with observations on re-encounters. *Chelonian Conserv Biol* 18:3–9
- Jägerbrand AK, Bouroussis CA (2021) Ecological impact of artificial light at night: effective strategies and measures to deal with protected species and habitats. *Sustainability* 13:5991
- Jaiteh VF, Allen SJ, Meeuwig JJ, Loneragan NR (2014) Combining in-trawl video with observer coverage improves understanding of protected and vulnerable species by-catch in trawl fisheries. *Mar Freshw Res* 65:830–837
- Jambeck JR, Geyer R, Wilcox C, Siegler TR and others (2015) Plastic waste inputs from land into the ocean. *Science* 347:768–771
- Jeantet L, Planas-Bielsa V, Benhamou S, Geiger S and others (2020) Behavioural inference from signal processing using animal-borne multi-sensor loggers: a novel solution to extend the knowledge of sea turtle ecology. *R Soc Open Sci* 7:200139
- Jeantet L, Vigon V, Geiger S, Chevallier D (2021) Fully convolutional neural network: a solution to infer animal behaviours from multi-sensor data. *Ecol Modell* 450:109555
- Jensen MP, Allen CD, Eguchi T, Bell IP and others (2018) Environmental warming and feminization of one of the largest sea turtle populations in the world. *Curr Biol* 28: 154–159.e4
- Jensen MP, Dalleau M, Gaspar P, Lalire M and others (2020) Seascape genetics and the spatial ecology of juvenile green turtles. *Genes* 11:278
- Jha KK, Kannan TTM (2021) Recycling of plastic waste into fuel by pyrolysis—a review. *Mater Today Proc* 37: 3718–3720
- Jourdan J, Fuentes MMPB (2015) Effectiveness of strategies at reducing sand temperature to mitigate potential impacts from changes in environmental temperature on sea turtle reproductive output. *Mitig Adapt Strategies Glob Change* 20:121–133
- Kamrowski RL, Limpus C, Moloney J, Hamann M (2012) Coastal light pollution and marine turtles: assessing the magnitude of the problem. *Endang Species Res* 19:85–98
- Kamrowski RL, Sutton SG, Tobin RC, Hamann M (2015) Balancing artificial light at night with turtle conservation? Coastal community engagement with light-glow reduction. *Environ Conserv* 42:171–181
- Karnad D, Isvaran K, Kar CS, Shanker K (2009) Lighting the way: towards reducing misorientation of olive ridley hatchlings due to artificial lighting at Rushikulya, India. *Biol Conserv* 142:2083–2088
- Katsanevakis S, Verriopoulos G, Nicolaidou A, Thessalou-Legaki M (2007) Effect of marine litter on the benthic megafauna of coastal soft bottoms: a manipulative field experiment. *Mar Pollut Bull* 54:771–778
- Keller JM, McClellan-Green PD, Kucklick JR, Keil DE, Peden-Adams MM (2006) Effects of organochlorine contaminants on loggerhead sea turtle immunity: comparison of a correlative field study and *in vitro* exposure experiments. *Environ Health Perspect* 114:70–76
- Khan A, Patel K, Shukla H, Viswanathan A and others (2021) Genomic evidence for inbreeding depression and purging of deleterious genetic variation in Indian tigers. *Proc Natl Acad Sci USA* 118:e2023018118
- King SL, Schick RS, Donovan C, Booth CG, Burgman M, Thomas L, Harwood J (2015) An interim framework for assessing the population consequences of disturbance. *Methods Ecol Evol* 6:1150–1158

- ✦ Klimley AP, Putman NF, Keller AB, Noakes D (2021) A call to assess the impacts of electromagnetic fields from sub-sea cables on the movement ecology of marine migrants. *Conserv Sci Pract* 3:e436
- Knapp W (2012) Impacts of terminal groins on North Carolina's coast. MSc thesis, Duke University, Durham, NC
- ✦ Komoroske LM, Jensen MP, Stewart KR, Shamblyn BM, Dutton PH (2017) Advances in the application of genetics in marine turtle biology and conservation. *Front Mar Sci* 4: 156
- ✦ Komoroske LM, Miller MR, O'Rourke SM, Stewart KR, Jensen MP, Dutton PH (2019) A versatile rapture (RAD-Capture) platform for genotyping marine turtles. *Mol Ecol Resour* 19:497–511
- ✦ Komyakova V, Jaffrés JBD, Strain EMA, Cullen-Knox C and others (2022) Conceptualisation of multiple impacts interacting in the marine environment using marine infrastructure as an example. *Sci Total Environ* 830:154748
- ✦ Kophamel S, Illing B, Ariel E, Difalco M and others (2022) Importance of health assessments for conservation in noncaptive wildlife. *Conserv Biol* 36:e13724
- ✦ Koutsos EA, Minter LJ, Ange-Van Heugten KD, Mejia-Fava JC, Harms CA (2021) Blood fatty acid profiles of neritic juvenile wild green turtles (*Chelonia mydas*) and Kemp's ridleys (*Lepidochelys kempii*). *J Zoo Wildl Med* 52: 610–617
- ✦ Kroodsmas DA, Mayorga J, Hochberg T, Miller NA and others (2018) Tracking the global footprint of fisheries. *Science* 359:904–908
- ✦ Kühn S, van Franeker JA (2020) Quantitative overview of marine debris ingested by marine megafauna. *Mar Pollut Bull* 151:110858
- ✦ Kurle CM, McWhorter JK (2017) Spatial and temporal variability within marine isoscapes: implications for interpreting stable isotope data from marine systems. *Mar Ecol Prog Ser* 568:31–45
- ✦ LaCasella EL, Jensen MP, Madden Hof CA, Bell IP, Frey A, Dutton PH (2021) Mitochondrial DNA profiling to combat the illegal trade in tortoiseshell products. *Front Mar Sci* 7:595853
- ✦ Laist DW, Coe JM, O'Hara KJ (1999) Marine debris pollution. In: Twiss JR Jr, Reeves RR (eds) *Conservation and management of marine mammals*. Smithsonian Institution, Washington, DC, p 342–366
- ✦ Laloë JO, Hays GC (2023) Can a present-day thermal niche be preserved in a warming climate by a shift in phenology? A case study with sea turtles. *R Soc Open Sci* 10: 221002
- ✦ Laloë JO, Cozens J, Renom B, Taxonera A, Hays GC (2017) Climate change and temperature-linked hatchling mortality at a globally important sea turtle nesting site. *Glob Change Biol* 23:4922–4931
- ✦ Laloë JO, Tedeschi JN, Booth DT, Bell I, Dunstan A, Reina RD, Hays GC (2021) Extreme rainfall events and cooling of sea turtle clutches: implications in the face of climate warming. *Ecol Evol* 11:560–565
- ✦ Lamont MM, Mollenhauer R, Foley AM (2022) Capture vulnerability of sea turtles on recreational fishing piers. *Ecol Evol* 12:e8473
- ✦ Landry MS, Taggart CT (2010) 'Turtle watching' conservation guidelines: green turtle (*Chelonia mydas*) tourism in nearshore coastal environments. *Biodivers Conserv* 19: 305–312
- ✦ Lauritsen AM, Dixon PM, Cacela D, Brost B and others (2017) Impact of the *Deepwater Horizon* oil spill on loggerhead turtle *Caretta caretta* nest densities in north-west Florida. *Endang Species Res* 33:83–93
- ✦ Lavers JL, Rivers-Auty J, Bond AL (2021) Plastic debris increases circadian temperature extremes in beach sediments. *J Hazard Mater* 416:126140
- ✦ Lee KM, Wochner MS, Wilson PS (2012) Mitigation of low-frequency underwater anthropogenic noise using stationary encapsulated gas bubbles. *Proc Mtgs Acoust* 17: 070011
- ✦ Lemons GE, Eguchi T, Lyon BN, LeRoux R, Seminoff JA (2012) Effects of blood anticoagulants on stable isotope values of sea turtle blood tissue. *Aquat Biol* 14:201–206
- ✦ Lettrich MD, Dick DM, Fahy CC, Griffis RB and others (2020) A method for assessing the vulnerability of sea turtles to a changing climate. NOAA Tech Memo NMFS-F/SPO-211
- ✦ Leusch FDL, Hollert H, Holmes G (2021) Green turtles as silent sentinels of pollution in the Great Barrier Reef — rivers to reef to turtles project. *Sci Total Environ* 757: 144188
- ✦ Lewbart GA, Kishimori J, Christian LS (2005) The North Carolina State University College of Veterinary Medicine turtle rescue team: a model for a successful wild-reptile clinic. *J Vet Med Educ* 32:377–381
- ✦ Lewison R, Freeman SA, Crowder LB (2004) Quantifying the effects of fisheries on threatened species: the impact of pelagic longlines on loggerhead and leatherback sea turtles. *Ecol Lett* 7:221–231
- ✦ Lewison RL, Crowder LB, Wallace BP, Moore JE and others (2014) Global patterns of marine mammal, seabird, and sea turtle bycatch reveal taxa-specific and cumulative megafauna hotspots. *Proc Natl Acad Sci USA* 111: 5271–5276
- ✦ Lewison RL, Johnson AF, Verutes GM (2018) Embracing complexity and complexity-awareness in marine megafauna conservation and research. *Front Mar Sci* 5:207
- Lindell S, Bailey D (2015) What can we learn from entanglement cases of whales and turtles in mussel farming gear? Presentation at the Northeast Aquaculture Conference and Exposition, 14–16 January 2015, Portland, ME. Maine Aquaculture Innovation Center, Walpole, ME
- Lockley EC, Eizaguirre C (2021) Effects of global warming on species with temperature-dependent sex determination: bridging the gap between empirical research and management. *Evol Appl* 14:2361–2377
- ✦ Lühr A, Savelli H, Beunen R, Kalz M, Ragas A, Van Bellegem F (2017) Solutions for global marine litter pollution. *Curr Opin Environ Sustain* 28:90–99
- ✦ Long TM, Eldridge J, Hancock J, Hiram S, Kiltie R, Koperski M, Trindell RN (2022) Balancing human and sea turtle safety: evaluating long-wavelength streetlights as a coastal roadway management tool. *Coast Manage* 50: 184–196
- ✦ Lopes LL, Paulsch A, Nuno A (2022) Global challenges and priorities for interventions addressing illegal harvest, use and trade of marine turtles. *Oryx* 56:592–600
- ✦ López-Mendilaharsu M, Giffoni B, Monteiro D, Prosdociimi L and others (2020) Multiple-threats analysis for loggerhead sea turtles in the southwest Atlantic Ocean. *Endang Species Res* 41:183–196
- ✦ Lorne JK, Salmon M (2007) Effects of exposure to artificial lighting on orientation of hatchling sea turtles on the beach and in the ocean. *Endang Species Res* 3:23–30
- ✦ Lovemore TEJ, Montero N, Ceriani SA, Fuentes MMPB (2020) Assessing the effectiveness of different sea turtle

- nest protection strategies against coyotes. *J Exp Mar Biol Ecol* 533:151470
- ✦ Lucas TC (2020) A translucent box: interpretable machine learning in ecology. *Ecol Monogr* 90:e01422
- ✦ Lucchetti A, Sala A (2010) An overview of loggerhead sea turtle (*Caretta caretta*) bycatch and technical mitigation measures in the Mediterranean Sea. *Rev Fish Biol Fish* 20:141–161
- ✦ Lutcavage ME, Plotkin P, Witherington B, Lutz PL (1997) Human impacts on sea turtle survival. In: Lutz PL, Musick JA (eds) *The biology of sea turtles*, Vol 1. CRC Press, Boca Raton, FL, p 388–404
- ✦ Lyons MP, von Holle B, Caffrey MA, Weishampel JF (2020) Quantifying the impacts of future sea level rise on nesting sea turtles in the southeastern United States. *Ecol Appl* 30:e02100
- ✦ Mainwaring MC, Barber I, Deeming DC, Pike DA, Roznik EA, Hartley IR (2017) Climate change and nesting behaviour in vertebrates: a review of the ecological threats and potential for adaptive responses. *Biol Rev Camb Philos Soc* 92:1991–2002
- ✦ Mancini A, Koch V (2009) Sea turtle consumption and black market trade in Baja California Sur, Mexico. *Endang Species Res* 7:1–10
- ✦ Marancik DP, Perrault JR, Komoroske LM, Stoll JA, Kelley KN, Manire CA (2021) Plasma proteomics of green turtles (*Chelonia mydas*) reveals pathway shifts and potential biomarker candidates associated with health and disease. *Conserv Physiol* 9:coab018
- ✦ March A, Roberts KP, Fletcher S (2022) A new treaty process offers hope to end plastic pollution. *Nat Rev Earth Environ* 3:726–727
- ✦ Marco A, da Graça J, García-Cerdá R, Abella E, Freitas R (2015) Patterns and intensity of ghost crab predation on the nests of an important endangered loggerhead turtle population. *J Exp Mar Biol Ecol* 468:74–82
- ✦ Martin KR, Mansfield KL, Savage AE (2022) Adaptive evolution of major histocompatibility complex class I immune genes and disease associations in coastal juvenile sea turtles. *R Soc Open Sci* 9:211190
- ✦ Martins S, Ferreira-Veiga N, Rodrigues Z, Querido A and others (2021) Hatchery efficiency as a conservation tool in threatened sea turtle rookeries with high embryonic mortality. *Ocean Coast Manage* 212:105807
- ✦ Mashkour N, Jones K, Kophamel S, Hipolito T and others (2020) Disease risk analysis in sea turtles: a baseline study to inform conservation efforts. *PLOS ONE* 15: e0230760
- ✦ Mast RB, Hutchinson BJ, Howgate E, Pilcher NJ (2005) MTSG update: IUCN/SSC marine turtle specialist group hosts the second burning issues assessment workshop. *Mar Turtle Newsl* 110:13–15
- ✦ Maxwell SM, Hazen EL, Bograd SJ, Halpern BS and others (2013) Cumulative human impacts on marine predators. *Nat Commun* 4:2688
- ✦ Maxwell SM, Hazen EL, Lewison RL, Dunn DC and others (2015) Dynamic ocean management: defining and conceptualizing real-time management of the ocean. *Mar Policy* 58:42–50
- ✦ Maxwell SM, Kershaw F, Locke CC, Conners MG and others (2022) Potential impacts of floating wind turbine technology for marine species and habitats. *J Environ Manage* 307:114577
- ✦ Mayne B, Mustin W, Baboolal V, Casella F and others (2022) Age prediction of green turtles with an epigenetic clock. *Mol Ecol Resour* 22:2275–2284
- ✦ Mazaris AD, Kallimanis AS, Sgardelis SP, Pantis JD (2008) Do long-term changes in sea surface temperature at the breeding areas affect the breeding dates and reproduction performance of Mediterranean loggerhead turtles? Implications for climate change. *J Exp Mar Biol Ecol* 367: 219–226
- ✦ Mazaris AD, Schofield G, Gkazinou C, Almpantidou V, Hays GC (2017) Global sea turtle conservation successes. *Sci Adv* 3:e1600730
- ✦ Mazor T, Levin N, Possingham HP, Levy Y, Rocchini D, Richardson AJ, Kark S (2013) Can satellite-based night lights be used for conservation? The case of nesting sea turtles in the Mediterranean. *Biol Conserv* 159:63–72
- ✦ McCauley SJ, Bjørndal KA (1999) Conservation implications of dietary dilution from debris ingestion: sublethal effects in post-hatchling loggerhead sea turtles. *Conserv Biol* 13:925–929
- ✦ McDonald TL, Schroeder BA, Stacy BA, Wallace BP and others (2017) Density and exposure of surface-pelagic juvenile sea turtles to *Deepwater Horizon* oil. *Endang Species Res* 33:69–82
- ✦ McLean DL, Ferreira LC, Benthuyzen JA, Miller KJ and others (2022) Influence of offshore oil and gas structures on seascape ecological connectivity. *Glob Change Biol* 28: 3515–3536
- Michel J, Bejarano AC, Peterson CH, Voss C (2013) Review of biological and biophysical impacts from dredging and handling of offshore sand. OCS Study BOEM 2013-0119. US Department of the Interior, Bureau of Ocean Energy Management, Herndon, VA
- ✦ Miguel C, Costa PG, Bianchini A, Luzardo OLP, Vianna MRM, de Deus Santos MR (2022) Health condition of *Chelonia mydas* from a foraging area affected by the tailings of a collapsed dam in southeast Brazil. *Sci Total Environ* 821:153353
- Miller JD (1997) Reproduction in sea turtles. In: Lutz PL, Musick JA (eds) *The biology of sea turtles*, Vol 1. CRC Press, Boca Raton, FL, p 51–81
- ✦ Miller EA, McClenachan L, Uni Y, Phocas G, Hagemann ME, Van Houtan KS (2019) The historical development of complex global trafficking networks for marine wildlife. *Sci Adv* 5:eaav5948
- ✦ Milton SL, Lutz PL (2003) Physiological and genetic responses to environmental stress. In: Lutz PL, Musick JA, Wyneken J (eds) *The biology of sea turtles*, Vol 2. CRC Press, Boca Raton, FL, p 163–197
- Mitchell JF, Watson JW, Foster DG, Caylor RE (1995) The turtle excluder device (TED): a guide to better performance. NOAA Tech Memo NMFS-SEFSC-366
- ✦ Monsinjon JR, Wyneken J, Rusenko K, López-Mendilaharsu M and others (2019) The climatic debt of loggerhead sea turtle populations in a warming world. *Ecol Indic* 107: 105657
- ✦ Montero N, Ceriani SA, Graham K, Fuentes MMPB (2018) Influences of the local climate on loggerhead hatchling production in North Florida: implications from climate change. *Front Mar Sci* 5:262
- ✦ Monzón-Argüello C, Dell'Amico F, Morinière P, Marco A and others (2012) Lost at sea: genetic, oceanographic and meteorological evidence for storm-forced dispersal. *J R Soc Interface* 9:1725–1732
- ✦ Moore CJ (2008) Synthetic polymers in the marine environment: a rapidly increasing, long-term threat. *Environ Res* 108:131–139

- Moore K, Wieting D (1999) Marine aquaculture, marine mammals, and marine turtles interactions workshop, 12–13 January 1999, Silver Spring, Maryland. NOAA Tech Memo NMFS-OPR-16
- ✦ Mukherjee N, Hugé J, Sutherland WJ, McNeill J, Van Opstal M, Dahdouh-Guebas F, Koedam N (2015) The Delphi technique in ecology and biological conservation: applications and guidelines. *Methods Ecol Evol* 6:1097–1109
- ✦ Murray KT (2015) The importance of location and operational fishing factors in estimating and reducing loggerhead turtle (*Caretta caretta*) interactions in US bottom trawl gear. *Fish Res* 172:440–451
- ✦ Nada M, Casale P (2011) Sea turtle bycatch and consumption in Egypt threatens Mediterranean turtle populations. *Oryx* 45:143–149
- ✦ Nahill B, von Weller P, Barrios-Garrido H (2020) The global tortoiseshell trade. Too Rare to Wear 2020 report. SEE Turtles, Portland, OR
- Naito Y (2004) New steps in bio-logging science. *Mem Natl Inst Polar Res Spec Issue* 58:50–57
- National Academies of Sciences, Engineering, and Medicine (2022) Oil in the sea IV: inputs, fates, and effects. National Academies Press, Washington, DC
- ✦ Nazir S, Kaleem M (2021) Advances in image acquisition and processing technologies transforming animal ecological studies. *Ecol Inform* 61:101212
- ✦ Nelms SE, Duncan EM, Broderick AC, Galloway TS and others (2015) Plastic and marine turtles: a review and call for research. *ICES J Mar Sci* 73:165–181
- ✦ Nelson Sella KA, Fuentes MMPB (2019) Exposure of marine turtle nesting grounds to coastal modifications: implications for management. *Ocean Coast Manage* 169:182–190
- ✦ Nelson Sella KA, Sicius L, Fuentes MMPB (2019) Using expert elicitation to determine the relative impact of coastal modifications on marine turtle nesting grounds. *Coast Manage* 47:492–506
- ✦ NMFS, USFWS, SEMARNAT (National Marine Fisheries Service, US Fish and Wildlife Service, Secretariat of Environment and Natural Resources) (2011) Bi-national recovery plan for the Kemp's ridley sea turtle (*Lepidochelys kempii*) (2nd rev). National Marine Fisheries Service, Silver Spring, MD
- ✦ O'Hara J, Wilcox JR (1990) Avoidance responses of loggerhead turtles, *Caretta caretta*, to low frequency sound. *Copeia* 1990:564–567
- ✦ Olale E, Henson S (2012) Determinants of income diversification among fishing communities in Western Kenya. *Fish Res* 125–126:235–242
- ✦ Olden JD, Lawler JJ, Poff NL (2008) Machine learning methods without tears: a primer for ecologists. *Q Rev Biol* 83:171–193
- ✦ Orr JA, Vinebrooke RD, Jackson MC, Kroeker KJ and others (2020) Towards a unified study of multiple stressors: divisions and common goals across research disciplines. *Proc R Soc B* 287:20200421
- ✦ Owens J, Sykes R (2005) The International Petroleum Industry Environmental Conservation Association social responsibility working group and human rights. *Int Soc Sci J* 57:131–141
- ✦ Page-Karjian A, Perrault JR (2021) Sea turtle health assessments: maximizing turtle encounters to better understand health. In: Nahill B (ed) Sea turtle research and conservation: lessons from working in the field. Academic Press, San Diego, CA, p 31–44
- ✦ Page-Karjian A, Chabot R, Stacy NI, Morgan AS and others (2020) Comprehensive health assessment of green turtles *Chelonia mydas* nesting in southeastern Florida, USA. *Endang Species Res* 42:21–35
- ✦ Pakiding F, Zohar K, Allo AYT, Keroman S, Lontoh D, Dutton PH, Tiwari M (2020) Community engagement: an integral component of a multifaceted conservation approach for the transboundary western Pacific leatherback. *Front Mar Sci* 7:549570
- ✦ Papafitsoros K, Dimitriadis C, Mazaris AD, Schofield G (2022) Photo-identification confirms polyandry in loggerhead sea turtles. *Mar Ecol* 43:e12696
- ✦ Parga ML, Pons M, Andraka S, Rendón L and others (2015) Hooking locations in sea turtles incidentally captured by artisanal longline fisheries in the eastern Pacific Ocean. *Fish Res* 164:231–237
- ✦ Parga ML, Crespo-Picazo JL, Monteiro D, García-Párraga D and others (2020) On-board study of gas embolism in marine turtles caught in bottom trawl fisheries in the Atlantic Ocean. *Sci Rep* 10:5561
- ✦ Patel SH, Winton MV, Hatch JM, Haas HL, Saba VS, Fay G, Smolowitz RJ (2021) Projected shifts in loggerhead sea turtle thermal habitat in the northwest Atlantic Ocean due to climate change. *Sci Rep* 11:8850
- ✦ Patrício AR, Varela MR, Barbosa C, Broderick AC and others (2019) Climate change resilience of a globally important sea turtle nesting population. *Glob Change Biol* 25:522–535
- ✦ Patrício AR, Hawkes LA, Monsinjon JR, Godley BJ, Fuentes MMPB (2021) Climate change and marine turtles: recent advances and future directions. *Endang Species Res* 44:363–395
- ✦ Peckham SH, Diaz DM, Walli A, Ruiz G, Crowder LB, Nichols WJ (2007) Small-scale fisheries bycatch jeopardizes endangered Pacific loggerhead turtles. *PLOS ONE* 2:e1041 Too Rare to Wear 2020 report. SEE Turtles, Portland, OR
- ✦ Perrault J, Wyneken J, Thompson LJ, Johnson C, Miller DL (2011) Why are hatching and emergence success low? Mercury and selenium concentrations in nesting leatherback sea turtles (*Dermochelys coriacea*) and their young in Florida. *Mar Pollut Bull* 62:1671–1682
- ✦ Perrault JR, Stacy NI, Lehner AF, Mott CR and others (2017) Potential effects of brevetoxins and toxic elements on various health variables in Kemp's ridley (*Lepidochelys kempii*) and green (*Chelonia mydas*) sea turtles after a red tide bloom event. *Sci Total Environ* 605–606:967–979
- ✦ Peters DPC, Havstad KM, Cushing J, Tweedie C, Fuentes O, Villanueva-Rosales N (2014) Harnessing the power of big data: infusing the scientific method with machine learning to transform ecology. *Ecosphere* 5:67
- ✦ Phillott AD, Parmenter CJ (2001) The distribution of failed eggs and the appearance of fungi in artificial nests of green (*Chelonia mydas*) and loggerhead (*Caretta caretta*) sea turtles. *Aust J Zool* 49:713–718
- ✦ Piacenza SEH, Piacenza JR, Faller KJ II, Robinson NJ, Siegfried TR (2022) Design and fabrication of a stereovideo camera equipped unoccupied aerial vehicle for measuring sea turtles, sharks, and other marine fauna. *PLOS ONE* 17:e0276382
- ✦ Piggott JJ, Townsend CR, Matthaei CD (2015) Reconceptualizing synergism and antagonism among multiple stressors. *Ecol Evol* 5:1538–1547
- ✦ Pikesley SK, Broderick AC, Cejudo D, Coyne MS and others (2015) Modelling the niche for a marine vertebrate: a case study incorporating behavioural plasticity, proximate threats and climate change. *Ecography* 38:803–812

- Pirootta E, Booth CG, Costa DP, Fleishman E and others (2018) Understanding the population consequences of disturbance. *Ecol Evol* 8:9934–9946
- Pirootta E, Thomas L, Costa DP, Hall AJ and others (2022) Understanding the combined effects of multiple stressors: a new perspective on a longstanding challenge. *Sci Total Environ* 821:153322
- Pitman RL, Dutton PH (2004) Killer whale predation on a leatherback turtle in the northeast Pacific. *Pac Sci* 58: 497–498
- Polovina JJ, Kobayashi DR, Parker DM, Seki MP, Balazs GH (2000) Turtles on the edge: movement of loggerhead turtles (*Caretta caretta*) along oceanic fronts, spanning longline fishing grounds in the central North Pacific, 1997–1998. *Fish Oceanogr* 9:71–82
- Polovina JJ, Balazs GH, Howell EA, Parker DM, Seki MP, Dutton PH (2004) Forage and migration habitat of loggerhead (*Caretta caretta*) and olive ridley (*Lepidochelys olivacea*) sea turtles in the central North Pacific Ocean. *Fish Oceanogr* 13:36–51
- Pons M, Marroni S, Machado I, Ghattas B, Domingo A (2009) Machine learning procedures: an application to by-catch data of the marine turtles *Caretta caretta* in the southwestern Atlantic Ocean. *Collect Vol Sci Pap ICCAT* 64:2443–2454
- Powell JR, Wells RS (2011) Recreational fishing depredation and associated behaviors involving common bottlenose dolphins (*Tursiops truncatus*) in Sarasota Bay, Florida. *Mar Mamm Sci* 27:111–129
- Preece ND, Abell SE, Grogan L, Wayne A and others (2017) A guide for ecologists: detecting the role of disease in faunal declines and managing population recovery. *Biol Conserv* 214:136–146
- Prosdociami L, Teryda NS, Navarro GS, Carthy RR (2021) Use of remote sensing tools to predict focal areas for sea turtle conservation in the south-western Atlantic. *Aquat Conserv* 31:830–840
- Puskic PS, Lavers JL, Bond AL (2020) A critical review of harm associated with plastic ingestion on vertebrates. *Sci Total Environ* 743:140666
- Putman NF, Abreu-Grobois FA, Iturbe-Darkistade I, Putman EM, Richards PM, Verley P (2015) Deepwater Horizon oil spill impacts on sea turtles could span the Atlantic. *Biol Lett* 11:20150596
- Queiroz N, Humphries NE, Couto A, Vedor M and others (2019) Global spatial risk assessment of sharks under the footprint of fisheries. *Nature* 572: 461–466
- Quiñones J, Quispe S, Galindo O (2017) Illegal capture and black market trade of sea turtles in Pisco, Peru: the never-ending story. *Lat Am J Aquat Res* 45:615–621
- Ramirez A, Kot CY, Piatkowski D (2017) Review of sea turtle entrainment risk by trailing suction hopper dredges in the US Atlantic and Gulf of Mexico and the development of the ASTER decision support tool. OCS Study BOEM 2017-084. US Department of the Interior, Bureau of Ocean Energy Management, Sterling, VA
- Ramirez MD, Miller JA, Parks E, Avens L and others (2019) Reconstructing sea turtle ontogenetic habitat shifts through trace element analysis of bone tissue. *Mar Ecol Prog Ser* 608:247–262
- Ramirez MD, Avens L, Goshe LR, Snover ML, Cook M, Haas HL, Heppell SS (2020) Regional environmental drivers of Kemp's ridley sea turtle somatic growth variation. *Mar Biol* 167:146
- Raposo C, Mestre J, Rebelo R, Regalla A, Davies A, Barbosa C, Patrício AR (2023) Spatial distribution of inter-nesting green turtles from the largest Eastern Atlantic rookery and overlap with a marine protected area. *Mar Ecol Prog Ser* 703:161–175
- Ratnaswamy MJ, Warren RJ, Kramer MT, Adam MD (1997) Comparisons of lethal and nonlethal techniques to reduce raccoon depredation of sea turtle nests. *J Wildl Manag* 61:368–376
- Rees AF, Alfaro-Shigueto J, Barata PCR, Bjørndal KA and others (2016) Are we working towards global research priorities for management and conservation of sea turtles? *Endang Species Res* 31:337–382
- Rees AF, Avens L, Ballorain K, Bevan E and others (2018) The potential of unmanned aerial systems for sea turtle research and conservation: a review and future directions. *Endang Species Res* 35:81–100
- Reich KJ, Bjørndal KA, Bolten AB (2007) The 'lost years' of green turtles: using stable isotopes to study cryptic lifestages. *Biol Lett* 3:712–714
- Reine KJ (2022) A literature review of beach nourishment impacts on marine turtles. Rep No. ERDC/EL TR-22-4. Engineer Research and Development Center, Vicksburg, MS
- Reising M, Salmon M, Stapleton S (2015) Hawksbill nest site selection affects hatchling survival at a rookery in Antigua, West Indies. *Endang Species Res* 29:179–187
- Ritchie EG, Johnson CN (2009) Predator interactions, mesopredator release and biodiversity conservation. *Ecol Lett* 12:982–998
- Rivas ML, Rodríguez-Caballero E, Esteban N, Carpio AJ and others (2023) Uncertain future for global sea turtle populations in face of sea level rise. *Sci Rep* 13:5277
- Rizkalla CE, Savage A (2011) Impact of seawalls on loggerhead sea turtle (*Caretta caretta*) nesting and hatching success. *J Coast Res* 27:166–173
- Roast MJ, Martins S, Fernández-Peralta L, Báez JC and others (2023) Hidden demographic impacts of fishing and environmental drivers of fecundity in a sea turtle population. *Conserv Biol* 37:e14110
- Roberts KE, Smith BJ, Burkholder D, Hart KM (2021) Evaluating the use of marine protected areas by endangered species: a habitat selection approach. *Ecol Solut Evid* 2: e12035
- Roberts KE, Garrison LP, Ortega-Ortiz J, Hu C and others (2022) The influence of satellite-derived environmental and oceanographic parameters on marine turtle time at surface in the Gulf of Mexico. *Remote Sens* 14:4534
- Robertson K, Booth DT, Limpus CJ (2016) An assessment of 'turtle-friendly' lights on the sea-finding behaviour of loggerhead turtle hatchlings (*Caretta caretta*). *Wildl Res* 43:27–37
- Robinson JA, Kyriazis CC, Nigenda-Morales SF, Beichman AC and others (2022) The critically endangered vaquita is not doomed to extinction by inbreeding depression. *Science* 376:635–639
- Robinson NJ, Morreale SJ, Nel R, Paladino FV (2016) Coastal leatherback turtles reveal conservation hotspot. *Sci Rep* 6:37851
- Robledo-Avila LA, Phillips-Farfán BV, Harfush Meléndez M, Lopez Toledo L and others (2022) *Ex-situ* conservation in hatcheries is associated with spleen development in *Lepidochelys olivacea* turtle hatchlings. *Comp Biochem Physiol A Mol Integr Physiol* 265:111130
- Roost T, Schies JA, Girondot M, Robin JP and others (2022) Fibropapillomatosis prevalence and distribution in

- immature green turtles (*Chelonia mydas*) in Martinique Island (Lesser Antilles). *EcoHealth* 19:190–202
- Ruppert KM, Kline RJ, Rahman MS (2019) Past, present, and future perspectives of environmental DNA (eDNA) metabarcoding: a systematic review in methods, monitoring, and applications of global eDNA. *Glob Ecol Conserv* 17:e00547
- Rutz C, Hays GC (2009) New frontiers in biologging science. *Biol Lett* 5:289–292
- Saba VS, Stock CA, Spotila JR, Paladino FV, Tomillo PS (2012) Projected response of an endangered marine turtle population to climate change. *Nat Clim Chang* 2:814–820
- Sabins FF Jr, Ellis JM (2020) Remote sensing: principles, interpretation, and applications, 4th edn. Waveland Press, Long Grove, IL
- Sakai H, Saeki K, Ichihashi H, Kamezaki N, Tanabe S, Tatsukawa R (2000) Growth-related changes in heavy metal accumulation in green turtle (*Chelonia mydas*) from Yaeyama Islands, Okinawa, Japan. *Arch Environ Contam Toxicol* 39:378–385
- Salmon M, Mott CR, Bresette MJ (2018) Biphasic allometric growth in juvenile green turtles *Chelonia mydas*. *Endang Species Res* 37:301–308
- Santidrián Tomillo P (2022) When population-advantageous primary sex ratios are female-biased: changing concepts to facilitate climate change management in sea turtles. *Clim Change* 175:15
- Santidrián Tomillo P, Paladino FV, Suss JS, Spotila JR (2010) Predation of leatherback turtle hatchlings during the crawl to the water. *Chelonian Conserv Biol* 9:18–25
- Santidrián Tomillo P, Saba VS, Blanco GS, Stock CA, Paladino FV, Spotila JR (2012) Climate driven egg and hatchling mortality threatens survival of eastern Pacific leatherback turtles. *PLOS ONE* 7:e37602
- Santidrián Tomillo P, Wallace BP, Paladino FV, Spotila JR, Genovart M (2021) Short-term gain, long-term loss: how a widely-used conservation tool could further threaten sea turtles. *Biol Conserv* 261:109260
- Santos BS, Crowder LB (2021) Online news media coverage of sea turtles and their conservation. *Bioscience* 71:305–313
- Santos AJB, Bellini C, Santos EAP, Sales G and others (2021) Effectiveness and design of marine protected areas for migratory species of conservation concern: a case study of post-nesting hawksbill turtles in Brazil. *Biol Conserv* 261:109229
- Santos BS, Friedrichs MAM, Rose SA, Barco SG, Kaplan DM (2018) Likely locations of sea turtle stranding mortality using experimentally-calibrated, time and space-specific drift models. *Biol Conserv* 226:127–143
- Sardari P, Felfelian F, Mohammadi A, Nayeri D, Davis E (2022) Evidence on the role of social media in the illegal trade of Iranian wildlife. *Conserv Sci Pract* 4:e12725
- Savoca D, Arculeo M, Barreca S, Buscemi S and others (2018) Chasing phthalates in tissues of marine turtles from the Mediterranean Sea. *Mar Pollut Bull* 127:165–169
- Savoca D, Arculeo M, Vecchioni L, Cambera I and others (2021) Can phthalates move into the eggs of the loggerhead sea turtle *Caretta caretta*? The case of the nests on the Linosa Island in the Mediterranean Sea. *Mar Pollut Bull* 168:112395
- Schmid JL, Addison DS, Donnelly MA, Shirley MA, Wibbels T (2008) The effect of Australian pine (*Casuarina equisetifolia*) removal on loggerhead sea turtle (*Caretta caretta*) incubation temperatures on Keewaydin Island, Florida. *J Coast Res* 2008 (Spec Issue 55):214–220
- Schnurr REJ, Alboiu V, Chaudhary M, Corbett RA and others (2018) Reducing marine pollution from single-use plastics (SUPs): a review. *Mar Pollut Bull* 137:157–171
- Schoeman RP, Patterson-Abrolat C, Plón S (2020) A global review of vessel collisions with marine animals. *Front Mar Sci* 7:292
- Schofield G, Katselidis KA, Lilley MKS, Reina RD, Hays GC (2017) Detecting elusive aspects of wildlife ecology using drones: new insights on the mating dynamics and operational sex ratios of sea turtles. *Funct Ecol* 31:2310–2319
- Schofield G, Dickson LCD, Westover L, Dujon AM, Katselidis KA (2021) COVID-19 disruption reveals mass-tourism pressure on nearshore sea turtle distributions and access to optimal breeding habitat. *Evol Appl* 14:2516–2526
- Schuyler QA, Wilcox C, Townsend KA, Wedemeyer-Strombel KR, Balazs G, van Sebille E, Hardesty BD (2016) Risk analysis reveals global hotspots for marine debris ingestion by sea turtles. *Glob Change Biol* 22:567–576
- Sellés-Ríos B, Flatt E, Ortiz-García J, García-Colomé J, Latour O, Whitworth A (2022) Warm beach, warmer turtles: using drone-mounted thermal infrared sensors to monitor sea turtle nesting activity. *Front Conserv Sci* 3:954791
- Seminoff JA (2004) *Chelonia mydas*. The IUCN Red List of Threatened Species 2004:e.T4615A11037468. <https://dx.doi.org/10.2305/IUCN.UK.2004.RLTS.T4615A11037468>. en (accessed 27 Aug 2022)
- Senko JF, Nelms SE, Reavis JL, Witherington B, Godley BJ, Wallace BP (2020) Understanding individual and population-level effects of plastic pollution on marine megafauna. *Endang Species Res* 43:234–252
- Senko JF, Peckham SH, Aguilar-Ramirez D, Wang JH (2022a) Net illumination reduces fisheries bycatch, maintains catch value, and increases operational efficiency. *Curr Biol* 32:911–918.e2
- Senko JF, Burgher KM, del Mar Mancha-Cisneros M, Godley BJ and others (2022b) Global patterns of illegal marine turtle exploitation. *Glob Change Biol* 28:6509–6523
- Sequeira AMM, Hays GC, Sims DW, Eguíluz VM and others (2019) Overhauling ocean spatial planning to improve marine megafauna conservation. *Front Mar Sci* 6:639
- Shimada T, Limpus C, Jones R, Hamann M (2017) Aligning habitat use with management zoning to reduce vessel strike of sea turtles. *Ocean Coast Manage* 142:163–172
- Silva E, Marco A, da Graça J, Pérez H and others (2017) Light pollution affects nesting behavior of loggerhead turtles and predation risk of nests and hatchlings. *J Photochem Photobiol B* 173:240–249
- Silver-Gorges I, Ceriani SA, Ware M, Lamb M and others (2021) Using systems thinking to inform management of imperiled species: a case study with sea turtles. *Biol Conserv* 260:109201
- Silver-Gorges I, Ceriani SA, Fuentes MMPB (2023) Fine-scale intraspecific niche partitioning in a highly mobile, marine megafauna species: implications for ecology and conservation. *R Soc Open Sci* 10:221529
- Simmons BI, Blyth PS, Blanchard JL, Clegg T and others (2021) Refocusing multiple stressor research around the targets and scales of ecological impacts. *Nat Ecol Evol* 5:1478–1489
- Smith SD (2012) Marine debris: a proximate threat to marine sustainability in Bootless Bay, Papua New Guinea. *Mar Pollut Bull* 64:1880–1883
- Smith KF, Acevedo-Whitehouse K, Pedersen AB (2009) The role of infectious diseases in biological conservation. *Anim Conserv* 12:1–12

- ✦ Smyth CW, Sarmiento-Ramírez JM, Short DPG, Diéguez-Uribeondo J, O'Donnell K, Geiser DM (2019) Unraveling the ecology and epidemiology of an emerging fungal disease, sea turtle egg fusariosis (STEF). *PLOS Pathog* 15: e1007682
- ✦ Sousa-Guedes D, Sillero N, Bessa F, Marco A (2023) Plastic pollution can affect the emergence patterns of the loggerhead turtle hatchlings. *Anim Conserv* 26:492–501
- Stacy NI, Innis C (2017) Clinical pathology. In: Manire CA, Norton TM, Stacy BA, Innis CJ, Harms CA (eds) *Sea turtle health and rehabilitation*. J Ross Publishing, Plantation, FL, p 147–207
- Stacy BA, Work TM, Flint M (2017) Necropsy. In: Manire CA, Norton TM, Stacy BA, Innis CJ, Harms CA (eds) *Sea turtle health and rehabilitation*. J Ross Publishing, Plantation, FL, p 209–240
- ✦ Stacy BA, Foley AM, Shaver DJ, Purvin CM, Howell LN, Cook M, Keene JL (2021) Scavenging versus predation: shark-bite injuries in stranded sea turtles in the southeastern USA. *Dis Aquat Org* 143:19–26
- ✦ Stacy NI, Field CL, Staggs L, MacLean RA and others (2017) Clinicopathological findings in sea turtles assessed during the *Deepwater Horizon* oil spill response. *Endang Species Res* 33:25–37
- ✦ Staines MN, Booth DT, Madden Hof CA, Hays GC (2020) Impact of heavy rainfall events and shading on the temperature of sea turtle nests. *Mar Biol* 167:190
- ✦ Staudt A, Leidner AK, Howard J, Brauman KA and others (2013) The added complications of climate change: understanding and managing biodiversity and ecosystems. *Front Ecol Environ* 11:494–501
- ✦ Staudt F, Gijnsman R, Ganal C, Mielck F and others (2021) The sustainability of beach nourishments: a review of nourishment and environmental monitoring practice. *J Coast Conserv* 25:34
- ✦ Stewart KR, Dutton PH (2011) Paternal genotype reconstruction reveals multiple paternity and sex ratios in a breeding population of leatherback turtles (*Dermochelys coriacea*). *Conserv Genet* 12:1101–1113
- ✦ Stewart KR, LaCasella EL, Jensen MP, Epperly SP, Haas HL, Stokes LW, Dutton PH (2019) Using mixed stock analysis to assess source populations for at-sea bycaught juvenile and adult loggerhead turtles (*Caretta caretta*) in the north-west Atlantic. *Fish Fish* 20:239–254
- ✦ Stock A, Haupt AJ, Mach ME, Micheli F (2018) Mapping ecological indicators of human impact with statistical and machine learning methods: tests on the California coast. *Ecol Inform* 48:37–47
- ✦ Stock BC, Ward EJ, Thorson JT, Jannot JE, Semmens BX (2019) The utility of spatial model-based estimators of unobserved bycatch. *ICES J Mar Sci* 76:255–267
- ✦ Strydom S, Murray K, Wilson S, Huntley B and others (2020) Too hot to handle: unprecedented seagrass death driven by marine heatwave in a World Heritage Area. *Glob Change Biol* 26:3525–3538
- ✦ Stubbs JL, Marn N, Vanderklift MA, Fossette S, Mitchell NJ (2020) Simulated growth and reproduction of green turtles (*Chelonia mydas*) under climate change and marine heatwave scenarios. *Ecol Modell* 431:109185
- ✦ Sung YH, Lee WH, Leung FKW, Fong JJ (2021) Prevalence of illegal turtle trade on social media and implications for wildlife trade monitoring. *Biol Conserv* 261:109245
- ✦ Swimmer Y, Empey Campora C, Mcnaughton L, Musyl M, Parga M (2014) Post-release mortality estimates of loggerhead sea turtles (*Caretta caretta*) caught in pelagic longline fisheries based on satellite data and hooking location. *Aquat Conserv* 24:498–510
- ✦ Swindall JE, Ober HK, Lamont MM, Carthy RR (2019) Informing sea turtle outreach efforts to maximize effectiveness. *Wildl Soc Bull* 43:436–446
- ✦ Sykora-Bodie ST, Bezy V, Johnston DW, Newton E, Lohmann KJ (2017) Quantifying nearshore sea turtle densities: applications of unmanned aerial systems for population assessments. *Sci Rep* 7:17690
- Tan AKJ (2005) *Vessel-source marine pollution: the law and politics of international regulation*. Cambridge University Press, Cambridge
- ✦ Thums M, Rossendell J, Guinea M, Ferreira LC (2018) Horizontal and vertical movement behaviour of flatback turtles and spatial overlap with industrial development. *Mar Ecol Prog Ser* 602:237–253
- Tolen N, Rusli MU, Booth DT (2021) Relocating green turtle (*Chelonia mydas*) eggs to open beach areas produces highly female-biased hatchlings. *Herpetol Conserv Biol* 16:639–651
- ✦ Tomás J, Guitart R, Mateo R, Raga JA (2002) Marine debris ingestion in loggerhead sea turtles, *Caretta caretta*, from the western Mediterranean. *Mar Pollut Bull* 44:211–216
- ✦ Travers H, Archer LJ, Mwedde G, Roe D and others (2019) Understanding complex drivers of wildlife crime to design effective conservation interventions. *Conserv Biol* 33:1296–1306
- ✦ Tulloch VJD, Turschwell MP, Giffin AL, Halpern BS and others (2020) Linking threat maps with management to guide conservation investment. *Biol Conserv* 245:108527
- ✦ Turner Tomaszewicz CN, Seminoff JA, Avens L, Goshe LR and others (2015) Age and residency duration of loggerhead turtles at a North Pacific bycatch hotspot using skeletochronology. *Biol Conserv* 186:134–142
- ✦ Turner Tomaszewicz CN, Liles MJ, Avens L, Seminoff JA (2022) Tracking movements and growth of post-hatchling to adult hawksbill sea turtles using skeleto+iso. *Front Ecol Evol* 10:983260
- ✦ Tyson RB, Piniak WED, Domit C, Mann D, Hall M, Nowacek DP, Fuentes MMPB (2017) Novel bio-logging tool for studying fine-scale behaviors of marine turtles in response to sound. *Front Mar Sci* 4:219
- ✦ UNEP (2007) *Labour and the environment: a natural synergy*. United Nations Environment Programme (UNEP), Nairobi
- ✦ van de Merwe JP, Hodge M, Whittier JM, Ibrahim K, Lee SY (2010) Persistent organic pollutants in the green sea turtle *Chelonia mydas*: nesting population variation, maternal transfer, and effects on development. *Mar Ecol Prog Ser* 403:269–278 doi:10.3354/meps08462
- ✦ van de Merwe JP, West EJ, Ibrahim K (2012) Effects of off-road vehicle tyre ruts on the beach dispersal of green sea turtle *Chelonia mydas* hatchlings. *Endang Species Res* 18:27–34
- ✦ van Helmond ATM, Mortensen LO, Plet-Hansen KS, Ulrich C and others (2020) Electronic monitoring in fisheries: lessons from global experiences and future opportunities. *Fish Fish* 21:162–189
- ✦ Vander Zanden MJ, Clayton MK, Moody EK, Solomon CT, Weidel BC (2015) Stable isotope turnover and half-life in animal tissues: a literature synthesis. *PLOS ONE* 10: e0116182
- ✦ Varela MR, Patrício AR, Anderson K, Broderick AC and others (2019) Assessing climate change associated sea-level rise impacts on sea turtle nesting beaches using drones, photogrammetry and a novel GPS system. *Glob Change Biol* 25:753–762

- Vargo S, Lutz P, Odell D, Van Vleet E, Bossart G (1986) Effects of oil on marine turtles, Vol 1. Final report, OCS Study MMS 86–0070. Florida Institute of Oceanography, St. Petersburg, FL
- Vegter AC, Barletta M, Beck C, Borrero J and others (2014) Global research priorities to mitigate plastic pollution impacts on marine wildlife. *Endang Species Res* 25: 225–247
- Viada ST, Hammer RM, Racca R, Hannay D, Thompson MJ, Balcom BJ, Phillips NW (2008) Review of potential impacts to sea turtles from underwater explosive removal of offshore structures. *Environ Impact Assess Rev* 28:267–285
- Vikas M, Dwarakish G (2015) Coastal pollution: a review. *Aquat Procedia* 4:381–388
- Villa CA, Flint M, Bell I, Hof C, Limpus CJ, Gaus C (2017) Trace element reference intervals in the blood of healthy green sea turtles to evaluate exposure of coastal populations. *Environ Pollut* 220:1465–1476
- von Essen E, Hansen HP, Nordström Källström H, Peterson MN, Peterson TR (2014) Deconstructing the poaching phenomenon: a review of typologies for understanding illegal hunting. *Br J Criminol* 54:632–651
- Vuto S, Hamilton R, Brown C, Waldie P and others (2019) A report on turtle harvest and trade in Solomon Islands. The Nature Conservancy, Honiara
- Wäldchen J, Mäder P (2018) Machine learning for image based species identification. *Methods Ecol Evol* 9: 2216–2225
- Wallace BP, Lewison RL, McDonald SL, McDonald RK and others (2010) Global patterns of marine turtle bycatch. *Conserv Lett* 3:131–142
- Wallace BP, DiMatteo AD, Bolten AB, Chaloupka MY and others (2011) Global conservation priorities for marine turtles. *PLOS ONE* 6:e24510
- Wallace BP, Kot CY, DiMatteo AD, Lee T, Crowder LB, Lewison RL (2013) Impacts of fisheries bycatch on marine turtle populations worldwide: toward conservation and research priorities. *Ecosphere* 4:40
- Wallace BP, Stacy BA, Rissing M, Cacela D and others (2017) Estimating sea turtle exposures to *Deepwater Horizon* oil. *Endang Species Res* 33:51–67
- Wallace BP, Stacy BA, Cuevas E, Holyoake C and others (2020) Oil spills and sea turtles: documented effects and considerations for response and assessment efforts. *Endang Species Res* 41:17–37
- Ware M, Fuentes MM (2018) Potential for relocation to alter the incubation environment and productivity of sea turtle nests in the northern Gulf of Mexico. *Chelonian Conserv Biol* 17:252–262
- Ware M, Fuentes MMPB (2020) Leave No Trace ordinances for coastal species management: influences on sea turtle nesting success. *Endang Species Res* 41:197–207
- Ware M, Long JW, Fuentes MMPB (2019) Using wave runup modeling to inform coastal species management: an example application for sea turtle nest relocation. *Ocean Coast Manage* 173:17–25
- Ware M, Ceriani SA, Long JW, Fuentes MMPB (2021) Exposure of loggerhead sea turtle nests to waves in the Florida Panhandle. *Remote Sens* 13:2654
- Watson JW, Epperly SP, Shah AK, Foster DG (2005) Fishing methods to reduce sea turtle mortality associated with pelagic longlines. *Can J Fish Aquat Sci* 62:965–981
- Wearn OR, Freeman R, Jacoby DMP (2019) Responsible AI for conservation. *Nat Mach Intell* 1:72–73
- Weishampel JF, Bagley DA, Ehrhart LM (2004) Earlier nesting by loggerhead sea turtles following sea surface warming. *Glob Change Biol* 10:1424–1427
- Westerholm DA, Rauch SD III (2016) *Deepwater Horizon* oil spill: final programmatic damage assessment and restoration plan and final programmatic environmental impact statement. US National Oceanic and Atmospheric Administration (NOAA), Silver Spring, MD
- Whitman ER (2018) Factors affecting green turtle foraging ecology across multiple spatial scales. PhD dissertation, Florida International University, Miami, FL
- Whittock PA, Pendoley KL, Larsen R, Hamann M (2017) Effects of a dredging operation on the movement and dive behaviour of marine turtles during breeding. *Biol Conserv* 206:190–200
- Wilcox C, Hardesty BD, Sharples R, Griffin DA, Lawson TJ, Gunn R (2013) Ghostnet impacts on globally threatened turtles, a spatial risk analysis for northern Australia. *Conserv Lett* 6:247–254
- Wildermann N, Sasso C, Gredzens C, Fuentes MMPB (2018a) Assessing the effect of recreational scallop harvest on the distribution and behaviour of foraging marine turtles. *Oryx* 54:307–314
- Wildermann NE, Gredzens C, Avens L, Barrios-Garrido HA and others (2018b) Informing research priorities for immature sea turtles through expert elicitation. *Endang Species Res* 37:55–76
- Williams HJ, Taylor LA, Benhamou S, Bijleveld AI and others (2020) Optimizing the use of biologgers for movement ecology research. *J Anim Ecol* 89:186–206
- Williams JL, Pierce SJ, Hamann M, Fuentes MMPB (2019) Using expert opinion to identify and determine the relative impact of threats to sea turtles in Mozambique. *Aquat Conserv* 29:1936–1948
- Williams R, Erbe C, Duncan A, Nielsen K, Washburn T, Smith C (2022) Noise from deep-sea mining may span vast ocean areas. *Science* 377:157–158
- Williard A, Parga M, Sagarminaga R, Swimmer Y (2015) Physiological ramifications for loggerhead turtles captured in pelagic longlines. *Biol Lett* 11:20150607
- Wilson SP, Verlis KM (2017) The ugly face of tourism: marine debris pollution linked to visitation in the southern Great Barrier Reef, Australia. *Mar Pollut Bull* 117: 239–246
- Wilson J, Rotterman L, Epperson D (2006) Minerals Management Service overview of seismic survey mitigation and monitoring on the US Outer Continental Shelf. Paper SC/58/E8 presented to IWC Scientific Committee meeting 2006. International Whaling Commission, Cambridge
- Wilson P, Thums M, Pattiaratchi C, Whiting S, Pendoley K, Ferreira LC, Meekan M (2019) High predation of marine turtle hatchlings near a coastal jetty. *Biol Conserv* 236: 571–579
- Wilson SM, Raby GD, Burnett NJ, Hinch SG, Cooke SJ (2014) Looking beyond the mortality of bycatch: sub-lethal effects of incidental capture on marine animals. *Biol Conserv* 171:61–72
- Witherington BE (1992) Behavioral responses of nesting sea turtles to artificial lighting. *Herpetologica* 48:31–39
- Witherington B, Hiram S, Hardy R (2012) Young sea turtles of the pelagic *Sargassum*-dominated drift community: habitat use, population density, and threats. *Mar Ecol Prog Ser* 463:1–22
- Work TM, Rameyer RA, Balazs GH, Cray C, Chang SP (2001) Immune status of free-ranging green turtles with fibropapillomatosis from Hawaii. *J Wildl Dis* 37:574–581

- Xanthos D, Walker TR (2017) International policies to reduce plastic marine pollution from single-use plastics (plastic bags and microbeads): a review. *Mar Pollut Bull* 118:17–26
- ✦ Yaakop AY, Bagul AHBP, Ismail F (2021) Community engagement framework for a sustainable sea turtle conservation marketing: a conceptual framework. *BIMP-EAGA J Sustain Tour Dev* 10:35–43
- ✦ Yaney-Keller A, San Martin R, Reina RD (2021) Comparison of UAV and boat surveys for detecting changes in breeding population dynamics of sea turtles. *Remote Sens* 13: 2857
- ✦ Ylitalo GM, Collier TK, Anulacion BF, Juaira K and others (2017) Determining oil and dispersant exposure in sea turtles from the northern Gulf of Mexico resulting from the *Deepwater Horizon* oil spill. *Endang Species Res* 33:9–24
- ✦ Young EJ (2022) Health and disease status of sea turtles in Western Australia. PhD thesis, Murdoch University, Perth
- ✦ Young MO (2015) Marine animal entanglements in mussel aquaculture gear: documented cases from mussel farming regions of the world including first-hand accounts from Iceland. MSc thesis, University of Akureyri, Ísafjörður
- ✦ Zerr KM, Imlay TL, Horn AG, Slater KY (2022) Sick of attention: the effect of a stress-related disease on juvenile green sea turtle behaviour in the face of intense and prolonged tourism. *Aquat Conserv* 32:430–441
- ✦ Zhang T, Tian B, Sengupta D, Zhang L, Si Y (2021) Global offshore wind turbine dataset. *Sci Data* 8:191
- ✦ Zhao YY, Cheng XL, Lin RC, Wei F (2015) Lipidomics applications for disease biomarker discovery in mammal models. *Biomark Med* 9:153–168
- ✦ Zollett EA, Swimmer Y (2019) Safe handling practices to increase post-capture survival of cetaceans, sea turtles, seabirds, sharks, and billfish in tuna fisheries. *Endang Species Res* 38:115–125

Appendix 1. Authors and affiliations

Mariana M. P. B. Fuentes^{1,*}, Erin McMichael², Connie Y. Kot³, Ian Silver-Gorges¹, Bryan P. Wallace⁴, Brendan J. Godley⁵, Annabelle M. L. Brooks⁶, Simona A. Ceriani⁷, Adriana A. Cortés-Gómez⁸, Tiffany M. Dawson⁹, Kara L. Dodge¹⁰, Mark Flint¹¹, Michael P. Jensen^{12,13}, Lisa M. Komoroske¹⁴, Sara Kophamel¹⁵, Matthew D. Lettrich², Christopher A. Long¹⁶, Sarah E. Nelms⁵, Ana R. Patrício^{5,17}, Nathan J. Robinson^{18,19}, Jeffrey A. Seminoff²⁰, Matthew Ware²¹, Elizabeth R. Whitman²², Damien Chevallier²³, Chelsea E. Clyde-Brockway^{24,25}, Sumedha A. Korgaonkar²⁶, Agnese Mancini²⁷, Juliana Mello-Fonseca²⁸, Jonathan R. Monsinjon²⁹, Isabella Neves-Ferreira²⁸, Anna A. Ortega³⁰, Samir H. Patel³¹, Joseph B. Pfaller³², Matthew D. Ramirez³³, Cheila Raposo¹⁷, Caitlin E. Smith³⁴, F. Alberto Abreu-Grobois³⁵, Graeme C. Hays³⁶

¹Department of Earth, Ocean, and Atmospheric Science, Florida State University, Tallahassee, Florida 32306, USA

²ECS Federal in support of Office of Science and Technology, NOAA Fisheries, 1315 East-West Highway, Silver Spring, Maryland 20910, USA

³Marine Geospatial Ecology Lab, Nicholas School of the Environment, Duke University, 135 Duke Marine Lab Road, Beaufort, North Carolina 28516, USA

⁴Ecolibrium, Inc., 5343 Aztec Drive, Boulder, Colorado 80303, USA

⁵Centre for Ecology and Conservation, University of Exeter, Cornwall TR10 9EZ, UK

⁶Cape Eleuthera Institute, PO Box EL-26029 Rock Sound, Eleuthera, The Bahamas

⁷Fish and Wildlife Research Institute, Florida Fish and Wildlife Conservation Commission, St. Petersburg, Florida 33701, USA

⁸Laboratoire Ecologie, Systématique et Evolution, Equipe de Processus Ecologiques et Pressions Anthropiques, Université Paris-Saclay, 91405 Bures-Sur-Yvette Cedex, France

⁹Marine Turtle Research Group, Department of Biology, University of Central Florida, Orlando, Florida 32816, USA

¹⁰Anderson Cabot Center for Ocean Life, New England Aquarium, Central Wharf, Boston, Massachusetts 02110, USA

¹¹One Welfare and Sustainability Center, Department of Veterinary Preventive Medicine, College of Veterinary Medicine, The Ohio State University, Columbus, Ohio 43210, USA

¹²Department of Chemistry and Bioscience, Aalborg University, Fredrik Bajers Vej 7H, 9220 Aalborg Øst, Denmark

¹³Australian Rivers Institute, Griffith University, Nathan, Queensland 4111, Australia

¹⁴Department of Environmental Conservation, University of Massachusetts Amherst, Amherst, Massachusetts 01003, USA

¹⁵Department of Climate Change, Energy, the Environment and Water, John Gorton Building, King Edward Terrace, Canberra, Australian Capital Territory 2600, Australia

¹⁶School of Forest, Fisheries, and Geomatic Sciences, University of Florida, Gainesville, Florida 32611-0410, USA

¹⁷Marine and Environmental Sciences Centre (MARE)/Aquatic Research Network (ARNET), Instituto Universitário (ISPA), 1149-041 Lisbon, Portugal

¹⁸Institut de Ciències del Mar (ICM), Consejo Superior de Investigaciones Científicas (CSIC), Passeig Marítim de la Barceloneta 37, 08003 Barcelona, Spain

¹⁹Fundación Oceanogràfic de la Comunitat Valenciana, Ciudad de las Artes y las Ciencias, Carrer d'Eduardo Primo Yúfera 1B, 46013 Valencia, Spain

²⁰NOAA Southwest Fisheries Science Center, 8901 La Jolla Shores Drive, La Jolla, California 90237, USA

²¹Center for Marine Science, University of North Carolina Wilmington, Wilmington, North Carolina 28409, USA

²²Department of Biological Sciences, Institute of Environment, Florida International University, North Miami, Florida 33181, USA

²³BOREA Research Unit, MNHN, CNRS, Sorbonne Université, IRD, UCN, UA, Campus Martinique, 97217 Les Anses d'Arlet, Martinique, French West Indies, France

²⁴Purdue University Fort Wayne, Fort Wayne, Indiana 46805, USA

²⁵The Leatherback Trust, Avenida Central, Calle 35, San José, Costa Rica

²⁶Department of Endangered Species Management, Wildlife Institute of India (WII), Dehradun, Uttarakhand 248001, India

²⁷Grupo Tortuguero de las Californias, La Paz, Baja California Sur 23098, Mexico

²⁸Reef System Ecology and Conservation Lab, Department of Marine Biology, Universidade Federal Fluminense, Niterói, Rio de Janeiro 24210-201, Brazil

²⁹Institut Français de Recherche pour l'Exploitation de la Mer (IFREMER), Délégation Océan Indien (DOI), 97420 Le Port, La Réunion, France

³⁰The University of Western Australia, 35 Stirling Highway, Crawley, Western Australia 6009, Australia

³¹Coonamessett Farm Foundation, 277 Hatchville Road, East Falmouth, Massachusetts 02536, USA

³²NOAA Southeast Fisheries Science Center, 75 Virginia Beach Drive, Miami, Florida 33149, USA

³³Department of Biology and Marine Biology, University of North Carolina Wilmington, Wilmington, North Carolina 28403, USA

³⁴School of Science, Technology and Engineering, University of the Sunshine Coast, Sippy Downs, Queensland 4556, Australia

³⁵Unidad Académica Mazatlán, Instituto de Ciencias del Mar y Limnología, Universidad Nacional Autónoma de México, Apartado Postal 811, Mazatlán, Sinaloa 82000, Mexico

³⁶School of Life and Environmental Sciences, Deakin University, Geelong, Victoria 3125, Australia

Appendix 2.

Table A1. Threats and associated stressors considered in our review

Threats	Associated stressors
Climate change	Sea level rise Hurricanes/storms Ocean circulation Changes in sea surface temperature Changes in precipitation Changes in temperature
Coastal development	Beach driving/beach traffic Beach renourishment Light pollution Beach armoring Tourism (nesting ground) Removal of vegetation Mechanical beach cleaning
Marine development	Dredging Oil and gas mining Wind energy aquaculture Tourism (in water) Marine traffic/vessel strike Ports
Fisheries	Bycatch Entanglement/ghost nets Vessel strike
Pollution	Plastics/marine debris Persistent organic pollutants Agricultural and industrial runoff
Predation	Invasive species Native/feral animals
Direct take	Legal harvest Illegal harvest
Disease	Infectious disease Disease fungus Non-infectious disease

Editorial responsibility: Matthew Godfrey, Beaufort, North Carolina, USA

Reviewed by: J. R. Perrault, M. Kelso and 2 anonymous referees

Submitted: May 4, 2023

Accepted: September 15, 2023

Proofs received from author(s): December 1, 2023