



Aalborg Universitet

AALBORG UNIVERSITY
DENMARK

Stochastic Response of Energy Balanced Model for Vortex-Induced Vibration

Nielsen, Søren R.K.; Krenk, S.

Publication date:
1997

Document Version
Publisher's PDF, also known as Version of record

[Link to publication from Aalborg University](#)

Citation for published version (APA):
Nielsen, S. R. K., & Krenk, S. (1997). *Stochastic Response of Energy Balanced Model for Vortex-Induced Vibration*. Dept. of Building Technology and Structural Engineering. Structural Reliability Theory Vol. R9710 No. 166

General rights

Copyright and moral rights for the publications made accessible in the public portal are retained by the authors and/or other copyright owners and it is a condition of accessing publications that users recognise and abide by the legal requirements associated with these rights.

- ? Users may download and print one copy of any publication from the public portal for the purpose of private study or research.
- ? You may not further distribute the material or use it for any profit-making activity or commercial gain
- ? You may freely distribute the URL identifying the publication in the public portal ?

Take down policy

If you believe that this document breaches copyright please contact us at vbn@aub.aau.dk providing details, and we will remove access to the work immediately and investigate your claim.

INSTITUTTET FOR BYGNINGSTEKNIK

DEPT. OF BUILDING TECHNOLOGY AND STRUCTURAL ENGINEERING
AALBORG UNIVERSITET • AAU • AALBORG • DANMARK

STRUCTURAL RELIABILITY THEORY
PAPER NO. 166

To be presented at ICOSSAR '97, Kyoto, Japan, November 24-28, 1997

S. R. K. NIELSEN & S. KRENK
STOCHASTIC RESPONSE OF ENERGY BALANCED MODEL FOR VOR-
TEX-INDUCED VIBRATION
MAY 1997

ISSN 1395-7953 R9710

The STRUCTURAL RELIABILITY THEORY papers are issued for early dissemination of research results from the Structural Reliability Group at the Department of Building Technology and Structural Engineering, University of Aalborg. These papers are generally submitted to scientific meetings, conferences or journals and should therefore not be widely distributed. Whenever possible reference should be given to the final publications (proceedings, journals, etc.) and not to the Structural Reliability Theory papers.

STRUCTURAL RELIABILITY THEORY
PAPER NO. 166

To be presented at ICOSAR '97, Kyoto, Japan, November 24-28, 1997

S. R. K. NIELSEN & S. KRENK
STOCHASTIC RESPONSE OF ENERGY BALANCED MODEL FOR VOR-
TEX-INDUCED VIBRATION
MAY 1997

ISSN 1395-7953 R9710

STOCHASTIC RESPONSE OF ENERGY BALANCED MODEL FOR VORTEX-INDUCED VIBRATION

S.R.K. Nielsen

*Department of Building Technology and Structural Engineering,
Aalborg University, Sohngaardsholmsvej 57, DK-9000 Aalborg, Denmark*

S. Krenk

Division of Mechanics, Lund University, S-22100 Lund, Sweden

ABSTRACT: A double oscillator model for vortex-induced oscillations of structural elements based on exact power exchange between fluid and structure, recently proposed by the authors, is extended to include the effect of the turbulent component of the wind. In non-turbulent flow vortex-induced vibrations of lightly damped structures are found on two branches, with the highest amplification on the low-frequency branch. The effect free wind turbulence is to destabilize the vibrations on the high amplification branch, thereby reducing the oscillation amplitude. The effect is most pronounced for very lightly damped structures. The character of the structural vibrations changes with increasing turbulence and damping from nearly regular harmonic oscillation to typical narrow-banded stochastic response, closely resembling observed behaviour in experiments and full-scale structures.

1 INTRODUCTION

Vortex-induced oscillations play an important role in the design of slender structures exposed to fluid flow. It is commonly observed that if the natural vortex shedding frequency, determined by the fluid flow velocity via the Strouhals relation and the eigenfrequency of the structure are close, the structure may develop oscillations that control the vortex shedding frequency, and this synchronization may lead to large oscillation amplitudes in the so-called lock-in interval. The resonance amplitude depends on the structural damping, the free turbulence, and for smooth structural shapes on the Reynolds number. It has been found experimentally e.g. by van Koten (1984) that in turbulent flow very lightly damped cylindrical structures may develop amplitudes up to around half the diameter in nearly harmonic oscillation. With increasing damping the amplitude is decreased and the response changes gradually towards nearly linear Gaussian response.

Vickery & Basu (1983) have proposed a model equation for the stochastic response during lock-in. The wind excitation is assumed in the form of a narrow-band Gaussian process, and the self-limiting amplitude is obtained by assuming that the aerodynamic damping is

negative for small oscillations and increases quadratically with amplitude. This model has been fitted to full scale observations on chimneys by Daly (1986) and is used in simplified form in the National Building Code of Canada (1990). An important point is the model parameters, and their dependence on Reynolds number and turbulence. In the study by Daly (1986) only dependence on the Reynolds number was assumed. However, it appears that structures that have developed severe vortex-induced vibrations may have experienced years of service without vibration problems. The incidents of severe vortex-induced vibrations seem to be associated with atmospheric conditions with low turbulence intensity Dyrbye & Hansen (1997).

The present paper extends a double oscillator model for vortex-induced vibrations, recently developed by the authors for non-turbulent free flow, Krenk & Nielsen (1996), to flow with free turbulence representing e.g. natural wind. The double oscillator model is based on exact energy exchange between fluid and structure, and it predicts two different modes of oscillation in the lock-in regime leading to hysteresis effects when the wind speed passes up and down through the lock-in interval. This behaviour is also observed in experiments e.g. by Feng (1968) and Brika & Laneville (1993). The effect of the turbulence is to destabilize the mode with the highest amplification, thereby reducing the response amplitude, and for higher turbulence intensity to change the self-excited harmonic response to stochastic narrow-banded response with changing amplitude.

2 DOUBLE OSCILLATOR MODEL

Figure 1 shows cylinder of length l and diameter D suspended by linear springs in a fluid flow with mass density ρ and total fluid velocity $U_t = U + u(t)$, where U is the undisturbed mean-flow velocity and $u(t)$ is the turbulent velocity component. The cylinder can move in the transverse direction with displacement $X(t)$. The sum of the structural and added fluid mass is m_0 . The structural stiffness is represented via the undamped circular eigenfrequency of the oscillator ω_0 . The structural damping is modeled as a linear viscous with the damping ratio ζ_0 .

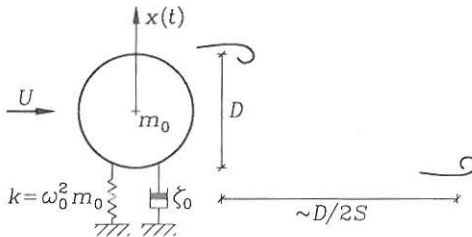


FIG. 1. Vortex-induced vibrations of cylinder in cross-flow.

The oscillating fluid in the near wake of the cylinder is modelled phenomenologically as a

single degree of freedom non-linear oscillator of the van der Pol type, where the sign of the damping term, which serves as the power supply to the integrated system, is controlled by the mechanical energy of the fluid as proposed by Hartlen & Currie (1970). Several proposals have been made for the form of coupling between the solid and fluid oscillator, e.g. Iwan & Blevins (1974). Recently the authors proposed a model in which the coupling is prescribed such that the energy exchange between the two oscillators is balanced at all times, Krenk & Nielsen (1996). The governing equations for non-turbulent flow were derived from dimensional analysis in the form

$$m_0[\ddot{X} + 2\zeta_0\omega_0\dot{X} + \omega_0^2X] = \frac{1}{2}\rho U^2 Dl \frac{\dot{W}}{U} \gamma \quad (1)$$

$$m_s[\ddot{W} - 2\zeta_s\omega_s(1 - \frac{W^2 + \dot{W}^2/\omega_s^2}{w_0^2})\dot{W} + \omega_s^2W] = -\frac{1}{2}\rho U^2 Dl \frac{\dot{X}}{U} \gamma \quad (2)$$

γ is a non-dimensional coupling parameter, and the quantity $\gamma\dot{W}/U$ may be considered as a time-dependent lift-coefficient. The velocities \dot{X} and \dot{W} are normalized with respect to the wind velocity U . m_s is a generalized mass proportional to the fluid mass density ρ and the volume of the cylinder. The proportionality factor can be absorbed in W and γ , so the equivalent mass can be set to $m_s = \rho D^2 l$. The natural frequency of the cylinder is defined as the circular Strouhals frequency $\omega_s = 2\pi S U / D$, where $S \simeq 0.2$ is the Strouhals number, indicating the circular shedding frequency on a fixed cylinder in laminar flow. In this case the exact solution to the fluid oscillator equation is $W(t) = w_0 \sin(\omega_s t + \psi)$, with the arbitrary phase ψ . Hence w_0 is the amplitude of the fluid oscillations on a fixed cylinder in laminar flow. The power supplied to the mechanical oscillator becomes $\frac{1}{2}\rho U_t^2 Dl \dot{W} \dot{X} \gamma / U$, which exactly balance the power extracted from the fluid oscillator. Previous double oscillator models have not met this power flow condition.

2.1 Equations for turbulent flow

The effect of the turbulence is to modify the right-hand side of the equations by introduction of the instantaneous wind pressure $\frac{1}{2}\rho U_t^2$ and by evaluating the Strouhals frequency in the fluid oscillator stiffness term by use of the instantaneous wind velocity U_t , whereby the fluid ‘stiffness’ takes the form $\omega_s^2(1 + u(t)/U)^2$. The fluid damping term was devised to supply a typical rate of energy and is not known in sufficient detail to warrant more detail. The equations including turbulence then are

$$m_0[\ddot{X} + 2\zeta_0\omega_0\dot{X} + \omega_0^2X] = \frac{1}{2}\rho U^2 Dl (1 + \frac{u(t)}{U})^2 \frac{\dot{W}}{U} \gamma \quad (3)$$

$$m_s[\ddot{W} - 2\zeta_s\omega_s(1 - \frac{W^2 + \dot{W}^2/\omega_s^2}{w_0^2})\dot{W} + \omega_s^2(1 + \frac{u(t)}{U})^2W] = -\frac{1}{2}\rho U^2 Dl (1 + \frac{u(t)}{U})^2 \frac{\dot{X}}{U} \gamma \quad (4)$$

The following non-dimensional variables are introduced for the structural and fluid displacement

$$Y = \frac{X}{D} \quad , \quad V = \frac{W}{w_0} \quad (5)$$

The equations (3)-(4) can then be written

$$\ddot{Y} + 2\zeta_0\omega_0\dot{Y} + \omega_0^2 Y = \mu_s c \omega_s (1 + R(t)) \dot{V} \quad (6)$$

$$\ddot{V} - 2\zeta_s \omega_s [1 - V^2 - (\dot{V}/\omega_s)^2] \dot{V} + \omega_s^2 (1 + R(t)) V = -v_0^{-2} c \omega_s (1 + R(t)) \dot{Y} \quad (7)$$

with the following non-dimensional quantities

$$\begin{aligned} v_0 &= \frac{w_0}{D} & \mu_s &= \frac{m_s}{m_0} = \frac{\rho D^2 l}{m_0} \\ c &= \frac{w_0}{D} \frac{\gamma}{4\pi S} & R(t) &= 2 \frac{u(t)}{U} \end{aligned} \quad (8)$$

μ_s is the mass ratio, and c is a rescaled coupling coefficient proportional to the amplitude of the lift coefficient. In (6)-(7) the turbulence intensity is assumed sufficiently small to justify the omission of quadratic terms in $u(t)$, and the turbulence is therefore represented by the non-dimensional stochastic process $R(t)$.

2.2 Harmonic response for non-turbulent flow

In the absence of turbulence, i.e. for $u(t) \equiv 0$, the response can be represented by the harmonic approximation

$$y = A \sin(\omega t) \quad , \quad v = B \sin(\omega t) \quad (9)$$

The frequency of oscillation ω is determined by the Strouhals frequency ω_s . The inverse relation giving ω_s as function of ω is, Krenk & Nielsen (1996),

$$\left(\frac{\omega_s}{\omega_0}\right)^2 = \left(\frac{\omega}{\omega_0}\right)^2 \frac{\left(1 - \left(\frac{\omega}{\omega_0}\right)^2\right)^2 + 4\zeta_0^2 \left(\frac{\omega}{\omega_0}\right)^2}{\left(1 - \left(\frac{\omega}{\omega_0}\right)^2\right)^2 + 4\zeta_0^2 \left(\frac{\omega}{\omega_0}\right)^2 - \mu_s \left(\frac{c}{v_0}\right)^2 \left(\frac{\omega}{\omega_0}\right)^2 \left(1 - \left(\frac{\omega}{\omega_0}\right)^2\right)} \quad (10)$$

The amplitudes can then be found as

$$B^2 = \frac{4\omega_s^2}{\omega_s^2 + 3\omega^2} \left(1 - \frac{\zeta_0\omega_0}{\zeta_s\omega_s} \frac{\omega_s^2 - \omega^2}{\omega_0^2 - \omega^2}\right) \quad (11)$$

$$A = \frac{\mu_s c \frac{\omega_s}{\omega_0} \frac{\omega}{\omega_0} B}{\left[\left(1 - \left(\frac{\omega}{\omega_0}\right)^2\right)^2 + 4\zeta_0^2 \left(\frac{\omega}{\omega_0}\right)^2\right]^{1/2}} \quad (12)$$

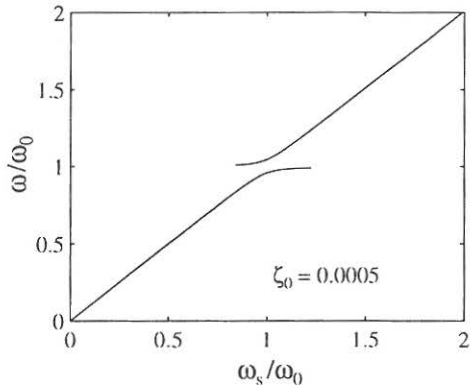


FIG. 2. Response frequency branches.

Representative values of the model parameters are $c \simeq 0.10$ and $\zeta_s \simeq 0.010$. Figure 2 shows typical frequency branches for a very lightly damped system with $\mu_s = 0.05$, $\zeta_0 = 0.0005$, and $v_0 = 0.26$. The corresponding amplitude curves are shown in Fig. 3.

The figures show two solutions with distinctive resonance when the Strouhals frequency is close to the natural structural frequency. The solutions are limited by the condition $B^2 \geq 0$. A stability analysis carried out in Krenk & Nielsen (1996) shows that the low frequency branch is only stable for frequencies lower than an upper limit approximately equal to the peak amplitude frequency. Similarly the high frequency branch is only stable for frequencies above a frequency corresponding approximately to the peak amplitude of this branch.

3 THE TURBULENCE PROCESS

The non-dimensional turbulence process $R(t)$ is here used to represent the rapidly fluctuating part of the natural turbulence. This is the part of the turbulence that leads to a modified stationary rsnose, while low frequency components may lead to transients when entering and leaving lock-in intervals of limited length. The turbulence process $R(t)$ is introduced in the form of an Ornstein-Uhlenbeck process with the stationary covariance function

$$\kappa_{RR}(\tau) = \sigma_R^2 \exp\left(-\frac{|\tau|}{\tau_c}\right) \quad (13)$$

where σ_R is the standard deviation and τ_c the correlation time scale. The turbulence intensity is defined by $I_u = \sigma_u/U = \frac{1}{2}\sigma_R$.

The response analysis is based on Monte Carlo simulation. The broad-banded turbulence

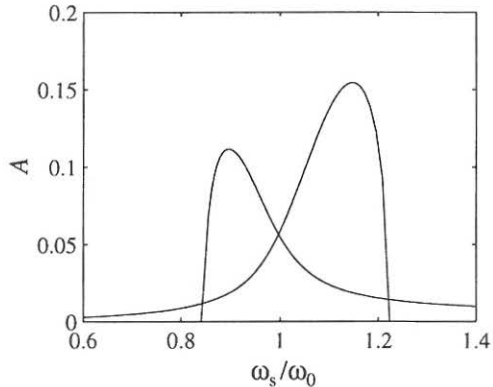


FIG. 3. Harmonic amplitude versus frequency.

process $R(t)$ is simulated from the Itô-differential equation

$$dR(t) = -\frac{1}{\tau_c} R(t) dt + \sqrt{\frac{2}{\tau_c}} \sigma_R dW(t) \quad (14)$$

where $dW(t)$ is the increment of a unit intensity Wiener process.

The reference time is the ‘Strouhals period’ $T_s = 2\pi/\omega_s$, representing a typical oscillation period. The correlation time τ_c is chosen to be ‘short’ relative to T_s , $\tau_c = T_s/50$. The simulation interval Δt of the process $dW(t)$ was $\Delta t = T_s/250$, corresponding to $\Delta t = \frac{1}{5}\tau_c$, and the simulated points connected by a broken line as suggested by Clough & Penzien (1975). The response was obtained by introducing the state space vector $[Y(t), \dot{Y}(t), V(t), \dot{V}(t), R(t)]$ and integrating the differential equations (6), (7) and (14) with a 4th order Runge-Kutta scheme using the time-step Δt . By this integration scheme the response to rapid fluctuations are represented with good accuracy. The probability density $f_Y(y)$ and the standard deviation σ_Y are obtained from ergodic sampling over a time interval of length $10^5 T_s$, following an initial interval of length $3 \cdot 10^3 T_s$ to allow for decay of transients due to initial conditions. The probability density function was sampled with 301 classes of equal length covering the interval $[-4\sigma_Y, 4\sigma_Y]$ for an estimated value of σ_Y .

4 RESPONSE CHARACTERISTICS

In the absence of turbulence two near-harmonic solutions exist in the frequency interval between the peaks of the amplitude curves in Fig. 3. The effect of turbulence is illustrated in Figs. 4 and 5, showing the simulated probability density function $f_Y(y)$ at mean wind speeds corresponding to the Strouhals frequencies $\omega_s/\omega_0 = 0.9, 0.95, 1.0, 1.05, 1.1, 1.15$ for turbulence intensities $\sigma_u/U = 0.02$ and 0.10 , respectively. At low turbulence intensity the

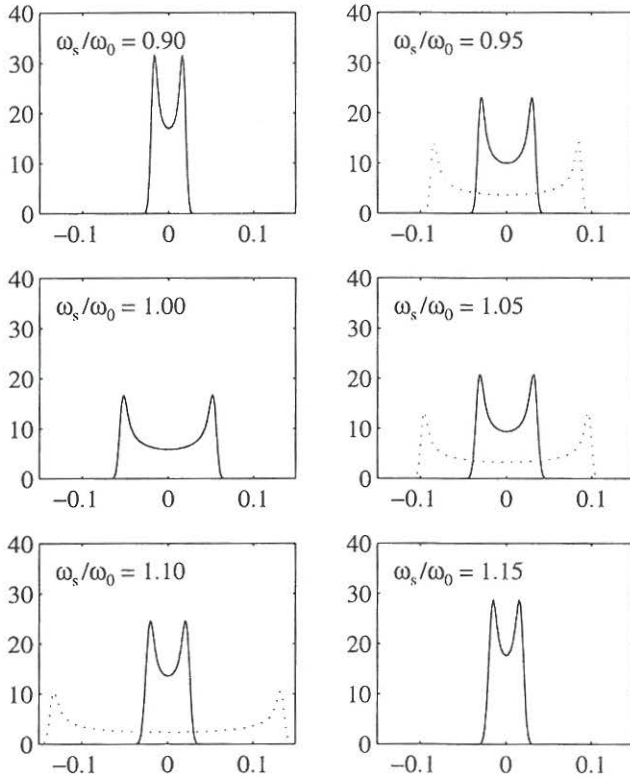


FIG. 4. Probability densities, $\zeta_0 = 0.0005$, $\sigma_u/U = 0.02$.

response retains a nearly harmonic character and around the resonance frequency two solutions exist, as in the non-turbulent case. In the simulation study the two solutions are obtained by using the initial conditions $\dot{Y}(0) = V(0) = \dot{V}(0) = 0$ together with either $Y(0) = 1$ or 0 . Segments of the corresponding time histories are shown in Figs. 6a and 6b for $\omega_s/\omega_0 = 1.05$. The mean amplitudes correspond closely to the deterministic values predicted by Fig. 3. The resonant solution remains most regular. This confirms the experimental observation of Goswami et al. (1993), who found only little effect of turbulence of this low intensity. When the turbulence intensity is increased the upper branch is destabilized and the response changes character from slightly perturbed harmonic to narrow-banded stochastic response containing also very small amplitudes as shown in the probability density functions $f_Y(y)$ in Fig. 5 and the time history show in Fig. 6c.

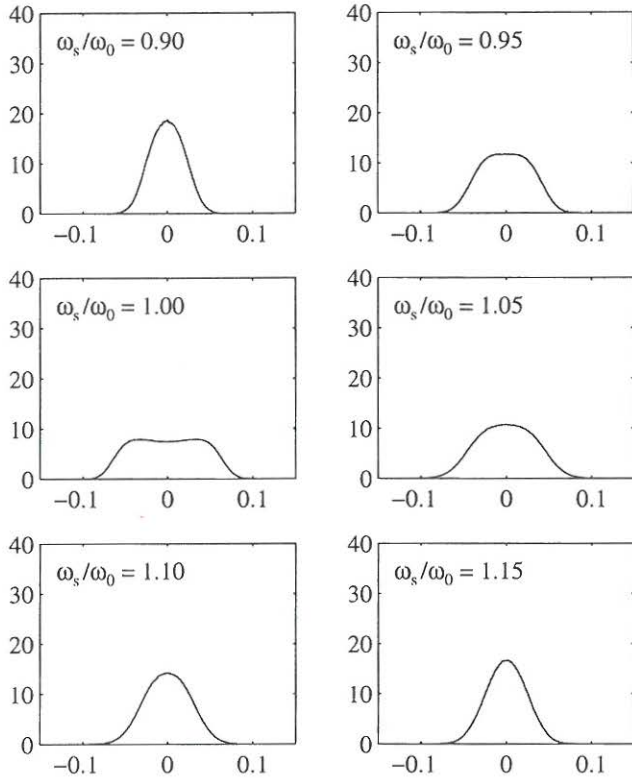


FIG. 5. Probability densities, $\zeta_0 = 0.0005$, $\sigma_u/U = 0.10$.

5 CONCLUSIONS

A recently developed energy balanced double oscillator model has been used to investigate the effect of turbulence. Two effects were identified: turbulence tends to decrease the response by destabilising the most resonant branch, and with increasing turbulence intensity the response changes to typical stochastic narrow-banded with varying amplitudes.

ACKNOWLEDGMENT: Support from the European Union Programme for Human Resources and Mobility and the Danish Technical Research Council is gratefully acknowledged.

REFERENCES

Brika, D. and Laneville, A. (1993). Vortex-induced vibrations of a long flexible circular

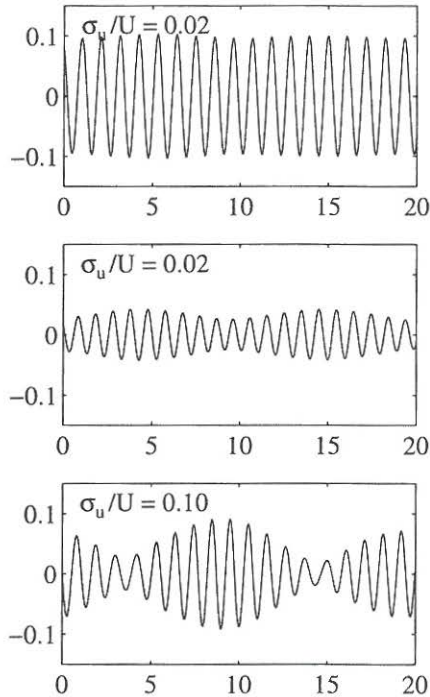


FIG. 6. Time histories for $\zeta_0 = 0.0005$.

cylinder. *Journal of Fluid Mechanics*, **250**, 481-508.

Clough, R.W. and Penzien, J. (1975). *Dynamics of Structures*, Mc-Graw-Hill, New York.

Daly, A.F. (1986). Evaluation of methods of predicting the across-wind response of chimneys, in *CICIND Report*, Vol. 2, No. 1, 9-46.

Dyrbye, C. and Hansen, S.O. (1997). *Wind Loads on Structures*, Wiley, Chichester, England.

Feng, C.C. (1968). The measurement of vortex-induced effects in flow past stationary and oscillating circular and D-section cylinders. M.Sc. Thesis, University of British Columbia.

Goswami, I., Scanlan, R.H. and Jones, N.P. (1993). Vortex-induced vibrations of circular cylinders. I: Experimental data, II: New model. *Journal of Engineering Mechanics*, **119**, 2270-2287, 2288-2302.

Hartlen, R.T. and Currie, I.G. (1970). Lift-oscillator model of vortex induced vibration. *Journal of Engineering Mechanics, ASCE*, **96**, 577-591.

Iwan, W.D. and Blevins, R.D. (1974). A model for vortex induced oscillation of structures. *Journal of Applied Mechanics, ASME*, **41**, 581-586.

Krenk, S. and Nielsen, S.R.K. (1996). An energy balanced double oscillator model for vortex-induced vibration. (to be published).

van Koten, H. (1984). Wind induced vibrations of chimneys: the rules of the CICIND code for steel chimneys. *Engineering Structures*, **6**, 350-356.

Vickery, B.J. and Basu, R.I. (1983). Across-wind vibrations of structures of circular cross-section. Part I. *Journal of Wind Engineering and Industrial Aerodynamics*, **12**, 49-73.

STRUCTURAL RELIABILITY THEORY SERIES

PAPER NO. 134: H. U. Köylüoğlu, S. R. K. Nielsen & A. Ş. Çakmak: *Solution of Random Structural System subject to Non-Stationary Excitation: Transforming the Equation with Random Coefficients to One with Deterministic Coefficients and Random Initial Conditions*. ISSN 0902-7513 R9429.

PAPER NO. 135: S. Engelund, J. D. Sørensen & S. Krenk: *Estimation of the Time to Initiation of Corrosion in Existing Uncracked Concrete Structures*. ISSN 0902-7513 R9438.

PAPER NO. 136: H. U. Köylüoğlu, S. R. K. Nielsen & A. Ş. Çakmak: *Solution Methods for Structures with Random Properties subject to Random Excitation*. ISSN 0902-7513 R9444.

PAPER NO. 137: J. D. Sørensen, M. H. Faber & I. B. Kroon: *Optimal Reliability-Based Planning of Experiments for POD Curves*. ISSN 0902-7513 R9455.

PAPER NO. 138: S.R.K. Nielsen & P.S. Skjærbæk, H.U. Köylüoğlu & A.Ş. Çakmak: *Prediction of Global Damage and Reliability based upon Sequential Identification and Updating of RC Structures subject to Earthquakes*. ISSN 0902-7513 R9505.

PAPER NO. 139: R. Iwankiewicz, S. R. K. Nielsen & P. S. Skjærbæk: *Sensitivity of Reliability Estimates in Partially Damaged RC Structures subject to Earthquakes, using Reduced Hysteretic Models*. ISSN 0902-7513 R9507.

PAPER NO. 140: R. C. Micaletti, A. Ş. Çakmak, S. R. K. Nielsen & H. U. Köylüoğlu: *Error Analysis of Statistical Linearization with Gaussian Closure for Large Degree-of-Freedom Systems*. ISSN 1395-7953 R9631.

PAPER NO 141: H. U. Köylüoğlu, S. R. K. Nielsen & A. Ş. Çakmak: *Uncertain Buckling Load and Reliability of Columns with Uncertain Properties*. ISSN 0902-7513 R9524.

PAPER NO. 142: S. R. K. Nielsen & R. Iwankiewicz: *Response of Non-Linear Systems to Renewal Impulses by Path Integration*. ISSN 0902-7513 R9512.

PAPER NO. 143: H. U. Köylüoğlu, A. Ş. Çakmak & S. R. K. Nielsen: *Midbroken Reinforced Concrete Shear Frames Due to Earthquakes. - A Hysteretic Model to Quantify Damage at the Storey Level*. ISSN 1395-7953 R9630.

PAPER NO. 144: S. Engelund: *Probabilistic Models and Computational Methods for Chloride Ingress in Concrete*. Ph.D.-Thesis. ISSN 1395-7953 R9707.

PAPER NO. 145: H. U. Köylüoğlu, S. R. K. Nielsen, Jamison Abbott & A. Ş. Çakmak: *Local and Modal Damage Indicators for Reinforced Concrete Shear Frames subject to Earthquakes*. ISSN 0902-7513 R9521

PAPER NO. 146: P. H. Kirkegaard, S. R. K. Nielsen, R. C. Micaletti & A. Ş. Çakmak: *Identification of a Maximum Softening Damage Indicator of RC-Structures using Time-Frequency Techniques*. ISSN 0902-7513 R9522.

PAPER NO. 147: R. C. Micaletti, A. Ş. Çakmak, S. R. K. Nielsen & P. H. Kirkegaard: *Construction of Time-Dependent Spectra using Wavelet Analysis for Determination of Global Damage*. ISSN 0902-7513 R9517.

STRUCTURAL RELIABILITY THEORY SERIES

PAPER NO. 148: H. U. Köylüoğlu, S. R. K. Nielsen & A. Ş. Çakmak: *Hysteretic MDOF Model to Quantify Damage for TC Shear Frames subject to Earthquakes*. ISSN 1395-7953 R9601.

PAPER NO. 149: P. S. Skjærbæk, S. R. K. Nielsen & A. Ş. Çakmak: *Damage Location of Severely Damaged RC-Structures based on Measured Eigenperiods from a Single Response*. ISSN 0902-7513 R9518.

PAPER NO. 150: S. R. K. Nielsen & H. U. Köylüoğlu: *Path Integration applied to Structural Systems with Uncertain Properties*. ISSN 1395-7953 R9602.

PAPER NO. 151: H. U. Köylüoğlu & S. R. K. Nielsen: *System Dynamics and Modified Cumulant Neglect Closure Schemes*. ISSN 1395-7953 R9603.

PAPER NO. 153: R. C. Micaletti, A. Ş. Çakmak, S. R. K. Nielsen & H. U. Köylüoğlu: *A Solution Method for Linear and Geometrically Nonlinear MDOF Systems with Random Properties subject to Random Excitation*. ISSN 1395-7953 R9632.

PAPER NO. 154: J. D. Sørensen, M. H. Faber, I. B. Kroon: *Optimal Reliability-Based Planning of Experiments for POD Curves*. ISSN 1395-7953 R9542.

PAPER NO. 155: J. D. Sørensen, S. Englund: *Stochastic Finite Elements in Reliability-Based Structural Optimization*. ISSN 1395-7953 R9543.

PAPER NO. 156: C. Pedersen, P. Thoft-Christensen: *Guidelines for Interactive Reliability-Based Structural Optimization using Quasi-Newton Algorithms*. ISSN 1395-7953 R9615.

PAPER NO. 157: P. Thoft-Christensen, F. M. Jensen, C. R. Middleton, A. Blackmore: *Assessment of the Reliability of Concrete Slab Bridges*. ISSN 1395-7953 R9616.

PAPER NO. 158: P. Thoft-Christensen: *Re-Assessment of Concrete Bridges*. ISSN 1395-7953 R9605.

PAPER NO. 159: H. I. Hansen, P. Thoft-Christensen: *Wind Tunnel Testing of Active Control System for Bridges*. ISSN 1395-7953 R9662.

PAPER NO 160: C. Pedersen: *Interactive Reliability-Based Optimization of Structural Systems*. Ph.D.-Thesis. ISSN 1395-7953 R9638.

PAPER NO. 161: S. Englund, J. D. Sørensen: *Stochastic Models for Chloride-initiated Corrosion in Reinforced Concrete*. ISSN 1395-7953 R9608.

PAPER NO. 165: P. H. Kirkegaard, F. M. Jensen, P. Thoft-Christensen: *Modelling of Surface Ships using Artificial Neural Networks*. ISSN 1593-7953 R9625.

PAPER NO. 166: S. R. K. Nielsen, S. Krenk: *Stochastic Response of Energy Balanced Model for Vortex-Induced Vibration*. ISSN 1395-7953 R9710.

PAPER NO. 167: S.R.K. Nielsen, R. Iwankiewicz: *Dynamic systems Driven by Non-Poissonian Impulses: Markov Vector Approach*. ISSN 1395-7953 R9705.

Department of Building Technology and Structural Engineering
Aalborg University, Sohngaardsholmsvej 57, DK 9000 Aalborg
Telephone: +45 9635 8080 Telefax: +45 9814 8243