



Aalborg Universitet

AALBORG UNIVERSITY  
DENMARK

## Structural analysis of Catliq® bio-oil produced by catalytic liquid conversion of biomass

Toor, Saqib Sohail; Rosendahl, Lasse; Nielsen, Mads Pagh; Rudolf, Andreas

*Publication date:*  
2008

*Document Version*  
Publisher's PDF, also known as Version of record

[Link to publication from Aalborg University](#)

*Citation for published version (APA):*  
Toor, S. S., Rosendahl, L., Nielsen, M. P., & Rudolf, A. (2008). *Structural analysis of Catliq® bio-oil produced by catalytic liquid conversion of biomass*. Poster presented at 4<sup>th</sup> International Conference on Renewable Resources and Biorefineries (RRB<sub>4</sub>), Rotterdam, Netherlands.

### General rights

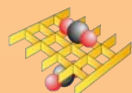
Copyright and moral rights for the publications made accessible in the public portal are retained by the authors and/or other copyright owners and it is a condition of accessing publications that users recognise and abide by the legal requirements associated with these rights.

- ? Users may download and print one copy of any publication from the public portal for the purpose of private study or research.
- ? You may not further distribute the material or use it for any profit-making activity or commercial gain
- ? You may freely distribute the URL identifying the publication in the public portal ?

### Take down policy

If you believe that this document breaches copyright please contact us at [vbn@aub.aau.dk](mailto:vbn@aub.aau.dk) providing details, and we will remove access to the work immediately and investigate your claim.

# Structural analysis of Catliq<sup>®</sup> bio-oil produced by catalytic liquid conversion of biomass



SCF Technologies A/S

Toor, S. S.<sup>1</sup>, Rosendahl, L.<sup>1</sup>, Nielsen, M.P.<sup>1</sup> and Rudolf, A.<sup>2</sup>

<sup>1</sup>Institute of Energy Technology, Aalborg University, DK-9220 Aalborg, Denmark

<sup>2</sup>SCF Technologies A/S, Smedeholm 13 B, DK-2730 Herlev, Denmark



## Introduction

The potential offered by biomass for solving some of the world's energy problems is widely recognized. The energy contained in biomass can be utilized either directly as in combustion or by converting the biomass into a liquid fuel for transportation. The Catliq<sup>®</sup> (catalytic liquid conversion) process is a second generation process for the production of bio-oil from different biomass-based waste materials. The raw material used in this study was DDGS (Dried Distilled Grain with Solubles), a residual product in 1st generation ethanol production.



Figure 1. Catliq<sup>®</sup> process concept

## Aim

- Production of bio-oil from DDGS (Dried Distilled Grain with Solubles).

## Method

- Catalytic conversion of DDGS was performed in a pilot plant with a capacity of 10-20 L/h of wet biomass (see Fig. 2 & 3).
- The Process was carried out at subcritical conditions (280-350 °C and 180-250 bar).
- In the presence of homogeneous (KOH) and heterogeneous (ZrO<sub>2</sub>) catalysts.
- DDGS transformed to bio-oil (see Fig. 6), combustible gases and water soluble organic compounds.
- Bio-oil from DDGS was characterized by using equipment Avatar FT-IR 370 and GC/MS Varian CP-3800.

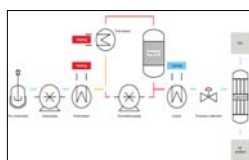


Figure 2. Catliq<sup>®</sup> process scheme



Figure 3. Catliq<sup>®</sup> pilot plant

Figure 4. DDGS (Dried Distilled Grain with Solubles)



Figure 5. Oil, water and salts after the reactor loop

Figure 6. Catliq<sup>®</sup> bio-oil



## Results

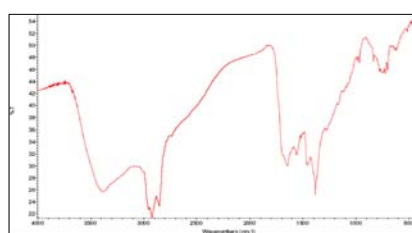


Figure 7. FT-IR spectra of the bio-oil

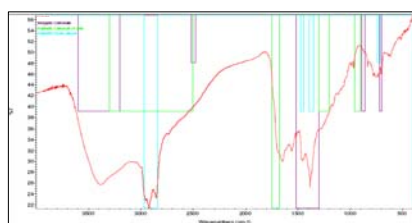


Figure 8. FT-IR spectra with group identification

Type of functional group	Wavenumber (cm <sup>-1</sup> )
Low frequency -OH group stretch, Phenols (aromatic ring) and Alcohols	3600-3300
Inorganic Carbonates, bending vibration	3580-3300, 1510-1300
O-H stretch of the Carboxyl group	3250-2500
Symmetrical and asymmetrical C-H stretching	2960-2840
Aliphatic -C-H <sub>2</sub> and -C-H <sub>3</sub> groups	2960-2840
Inorganic Carbonates, absorption peaks	2515-2490, 890-860
C = D stretch, Carbonyl	1725-1680
Ketone and Aldehyde stretching	1680-1620
C-H bending vibrations, alkane groups	1465-1380

Table 1. Results of FT-IR for the bio-oil

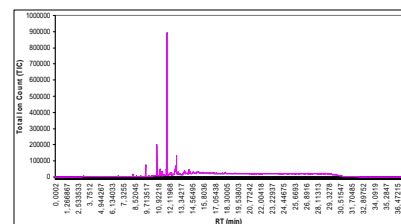


Figure 9. GC/MS spectrum for the bio-oil

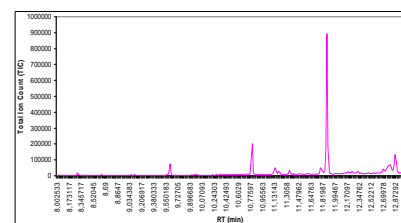


Figure 10. GC/MS spectrum for the specific compound peaks

Compound	RT (min.)
Hexadecanoic acid	11.885
Tetradecanoic acid	10.809
Octadecanoic acid	12.873
11-cis-Octadecenoic acid	12.793
Dodecanoic acid	9.616
Tridecanoic acid	11.147
Palmitic acid	11.79
n-Pentadecanoic acid	11.352
β-D-Glucopyranoside, methyl 2,3-bis-O-(trimethylsilyl), cyclic methylboronate	12.332
Decanoic acid	8.299

Table 2. Identification of compounds in the bio-oil by GC/MS

## Conclusion

- The oil mainly consists of long-chain aliphatic acids.
- The content of oxygen was low, and the oxygen was mainly present in the form of acid groups
- The oil has a heat value of 36 MJ/kg.

## Acknowledgements

The authors are very grateful to the SCF Technologies A/S for providing the bio-oil sample and special thanks go to Erik G. Sogaard and Rudi P. Nielsen at the C1chem research group, Aalborg University Esbjerg.