



## Intrusion Detection Recording System with Biometric Lock

Vooka Sai Divya<sup>1\*</sup>, Bhaskar Reddy P. V<sup>2</sup>, Y. Sathya Tejaswi<sup>3</sup>, Y. Sai Lakshmi<sup>4</sup>

<sup>1,2,3,4</sup>School of Computer Science and Engineering, REVA University, Bengaluru

Email; [4u.saidivya@gmail.com](mailto:4u.saidivya@gmail.com), [bhaskarreddy.pv@reva.edu.in](mailto:bhaskarreddy.pv@reva.edu.in), [yenepallisathyatejaswi@gmail.com](mailto:yenepallisathyatejaswi@gmail.com), [sailakshmi2000@gmail.com](mailto:sailakshmi2000@gmail.com)

\*Corresponding author's E-mail: [4u.saidivya@gmail.com](mailto:4u.saidivya@gmail.com)

Article History	Abstract
Received: 06 June 2023 Revised: 05 Sept 2023 Accepted: 30 Nov 2023	<p>The spread of COVID-19 in the entire world has put humankind in danger. The assets of probably the biggest economies are worried because of the enormous infectivity and contagiousness of this illness. The ability of machine learning algorithms to predict the number of possible COVID-19 patients is generally seen as a potential challenge to mankind. The undermining components of COVID-19 were determined using four normal estimating models: Support Vector Machine (SVM), least total shrinkage, and determination administrator (LASSO), linear regression (LR). Any one of the models makes three types of predictions, such as the number of newly infected occurrences, the number of passings, and the rate of recoveries, but they cannot predict the exact result for the patients. To defeat the issue, the Proposed strategy utilizing exponential smoothing (ES) The number of cases of COVID-19 and the impact of COVID-19 preventive steps including certain social insulation and latch on infectious diseases was expected in the next 30 days to come.</p>
CC License CC-BY-NC-SA 4.0	<p><b>Keywords:</b> Supervised models, predictive models, Machine Learning, forecasts.</p>

### 1. Introduction

#### A. OVERVIEW OF COVID-19

Coronavirus, a global pandemic, has shown human culture's vulnerability to extreme, unstoppable diseases, as well as the difficulty of dealing with this problem in a globally integrated, dynamic framework. In just a few hours, the Coronavirus spread to over 100 countries. As an outcome, the entire race of humans ought to team up to conquer the pestilence as well as sensibly organize to re-visitation of work and creation as per the genuine circumstance of every district and do topographical danger evaluation. Numerous endeavors have been directed to locate an appropriate and quick approach to distinguish tainted patients in the beginning phase. After making chest CT sweeps of 21 patients tainted with COVID19 in China, Guan et al found that CT filter examination included respective pneumonic parenchymal ground-glass and consolidative aspiratory opacities, in some cases with an adjusted morphology and a fringe lung dispersion. Thusly, COVID-19 analysis can be spoken to as a picture division issue to remove the principal highlights of the disease. The sickness brought about by the novel Covid, or Coronavirus Disease 2019 (COVID-19) is rapidly spreading internationally.[6] It has contaminated over 1,436,000 individuals over 200 nations and domains as of April 9, 2020.

#### B. EXPONENTIAL SMOOTHING

Impressive smoothing is a general rule for smoothing schedule data with excellent window work. In the basic moving normal, previous experiences are weighted evenly, but exceptional capacities are used to appoint dramatically dwindling loads over time. It's a straightforward method for gaining some certainty based on the client's prior observations, such as irregularity. Outstanding smoothing is widely used in the study of time-arrangement results.

#### C. FUTURE FORECASTING

Estimating is the process of forming assumptions about what will happen based on different sources of knowledge and, most commonly, pattern analysis. A standard model may be a prediction of any factor of interest at some point in the future so the process of assumption is the more general, but comparative

concept which may refer to systematic measurable methods that make use of time, cross-sectional, or empirical data, as well as less formal essential techniques. In hydrology, for example, the terms "gauge" and "determining" are occasionally used for assessments of qualities at specific potential events, while the term "forecast" is reserved for more general assessments, such as whether flooding will occur over a long period. Threat and weakness are important factors in assessing and anticipating outcomes; it's standard practice to show the extent of vulnerability by linking gauges. Regardless, the data should be forward-thinking as a whole for the gauge to be as accurate as possible under the circumstances. Occasionally, the data used to forecast the element of interest is itself.

#### D. SUPERVISED MACHINE LEARNING

Managed learning is the AI task of learning an ability that maps a contribution to a yield based on model data yield sets. It creates a capacity from named preparing data, which is made up of several different preparing models. Every model in supervised learning is made up of two parts: an information object (usually a vector) and an ideal yield value (additionally called the administrative sign). In controlled learning the estimation deconstructs the training data into a construed work that can be used to plan new models whereas in an optimal case, the equation would be used to determine the class marks for hidden events with precision. The equal assignment in human and creature brain science is frequently alluded to as idea learning.

#### I. RELATED WORK

Edwin K. P. Chong et al and Alaa A. R. Alsaedy, have proposed in this paper motivation behind this article is to acquaint another methodology with recognizing zones with strong human thickness and portability, that were at risk of transmitting COVID-19; swarmed districts with effectively moving individuals (as seen in danger areas); swarmed districts with effectively running individuals (as seen in danger areas); swarmed districts with effectively moving individuals (as seen in danger areas) are helpless to spreading the sickness, particularly if they contain asymptomatic contaminated individuals along with sound individuals. Strategies: Since basically everybody conveys cell phones (called client gear (UE)), these fill in as always on human trackers. To put it another way, the more UEs there are and the more versatile they are, the more people there are and the more portable they are. According to a current study, SARS-CoV-2 will survive for up to three hours in the environment (staying suitable in vaporizers), breathed out by tainted individuals while talking, hacking, or in any event, breathing, if suggestive. We are especially worried about the situation where infectious individuals are available in regions with numerous other ceaselessly versatile people.[1]

Richard f. Singe, nicolás velásquez et al., has proposed in this paper a huge measure of conceivably perilous COVID-19 falsehood is seeming on the web. Here we use AI to evaluate COVID-19 substance among online rivals of foundation wellbeing direction, specifically immunizations ("against vax"). We find that the counter vax network is building up a less engaged discussion around COVID-19 than its partner, the supportive of inoculation ("favorable to vax") network. Notwithstanding, the counter vax network displays a more extensive scope of "flavors" of COVID-19 points, and thus can interest a more extensive cross-part of people looking for COVID-19 direction on the web, for example, people care about an obligatory optimized COVID-19 immunization or those looking for elective cures. We give an unthinking model that deciphers these outcomes and could help in surveying the conceivable adequacy of intercession techniques. Our methodology is versatile and henceforth handles the dire issue confronting web-based media foundation of examining colossal volumes of online wellbeing deception and disinformation. [2].

In this paper, Shaoping Hu, Yuan Gao, and others propose Since late December 2019, a flare-up of a novel Covid illness (i.e., COVID-19) has been recorded in Wuhan, China, which has been pandemic around the world. Even though COVID-19 is a well-treated virus, it can be fatal, with a mortality rate of 4.03 percent in China and 13.04 percent in Algeria, and 12.67 percent in Italy (as of eighth April 2020). In this study, we suggest a haphazardly applied deep learning technique for detecting and organizing COVID-19 contamination in CT images. The recommended approach will reduce the need for manual CT image labeling while still providing the ability to obtain precise disease diagnosis and distinguish COVID-19 cases from non-COVID-19 cases. [3].

Yan Zhang, Yingbing L et al., has said that corona Virus Disease 2019 (COVID-19) cases in Wuhan were cleared, and the plague situation was largely under control, as suggested in this paper. Such open security irresistible sickness incorporates impacts incredible tension on the public economy. As of now, a few nations and areas on the planet are as yet in scourge circumstance, and there is an earnest need to pass judgment on the contamination circumstance and travel danger in the district. The examination found that the danger level in more established areas was a lot higher than in more current areas; the

populace thickness was the main determinant of disease; the number of metropolitan individuals drooped to 37% of that in common occasions as per Tencent information after the "city conclusion"; [4].

Mohamed Abdel-Basset, Reda Mohamed et al., has proposed in this paper numerous nations are tested by the clinical assets needed for COVID-19 location which requires the improvement of an easy, quick instrument to distinguish and analyze the infection adequately for a huge quantity of tests. Albeit a chest X-Ray examination is a helpful competitor instrument the pictures produced by the sweeps should be broke down precisely and rapidly if huge quantities of tests are to be handled. Coronavirus causes two-sided aspiratory parenchymal ground-glass and consolidative pneumonic opacities, at times with an adjusted morphology and a fringe lung conveyance. In this work, we intend to extricate quickly from chest X-Ray pictures the comparable little districts that may contain the distinguishing highlights of COVID-19.[5].

### III. PROBLEM FORMULATION

COVID-19 is transmitted primarily via the air, primarily through tiny droplets or particulates, as an affected person exhales, sneezes, coughs, talks, or sings when they are close enough together. Transmission by fomites (contaminated surfaces) has yet to be proven. It can spread from asymptomatic (no symptoms) to symptomatic (showing symptoms) people as early as they feel the effects two days before (PR symptomatic). In minor cases, up to 10 days to two weeks in acute cases are spent on contagion. The standard diagnostic mechanism is the real-time reverse transcription-polymerase (RRT-PCR) chain reaction of a nasopharyngeal swab. Both prevention precautions are physically removed, indoor sweeping, coughs and sneezes covering, wiping lips, and taking the uneven hands off the forehead. The use of face masks and social distancing in public areas has been recommended to minimize propagation possibilities.[7] There are currently no proven COVID-19 vaccines or therapies, but many are being developed. Treatment of complications, attentive care, loneliness, and novel interventions are all part of the management process.

### IV. PROPOSED SYSTEM

Becoming efficient machine learn strategies is optimized by extracting proper features via pieces of training, feeding activation from the baseline point as input on the precise time stage, and network interconnections. We assume that the emergency response steps taken in the early stages of the outbreak, such as blocking, limiting the movement of persons, and increasing assistance, had a critical controlling impact on the epidemic's initial spread, based on the findings of the model study.

#### 2. Materials And Methods

Machine learning techniques end up being powerful for expectation due to the natural separating pertinent highlights from the preparation tests, taking care of the initiation as a contribution to the current time phase from a previous time venture, and the organization's self-associations. As indicated by the aftereffects of the model investigation, we accept that the crisis intercession estimates embraced in the beginning phase of the scourge, for example, obstructing, limiting the progression of individuals, and expanding the help, had a vital controlling impact on the first spread of the plague. It is a extreme viable avoidance and therapy strategy to keep on expanding interest in different clinical assets to guarantee that the speculated patients can be analyzed and treated conveniently. The pestilence drifts exponential smoothing (ES) was first fitted and examined to demonstrate the legitimacy of the current numerical models. The outcomes were then used to match and analyses COVID-19's situation. For different boundaries and in various locations, the forecast outcomes of 3 different numerical methods are complex. The forecast got by the proposed strategy for different parts (number of positive cases recuperated number of cases, and so on) will be precise inside a specific reach and will be a valuable apparatus for overseers and wellbeing authorities.

#### A. DATA

The information data incorporates the combined affirmed cases, the total number of passing's, recently affirmed cases, and the total number of relieved cases areas. We likewise utilized the information of the ongoing conclusions in South Korea, Iran, and Italy, it incorporates the information, and the information comes from authentic warnings from different countries. All data comes from the regular case log, and the material is updated once a day.

#### B. DATA SET

The motto of this work is to predict the distribution of COVID-19 in the future, based on the number of deaths, recoveries, and new positive events. The dataset for this paper was accessed from the Center for Systems Science and Engineering at Johns Hopkins University's GitHub repository.

The dataset files can be found in the GitHub repository's (csse\_covid\_19\_time\_series) location. Daily report tables of statistics, such as the number of confirmed incidents, deaths, and recoveries, are included in the folder. All data is taken from the standard case study, which is revised once a day. Dataset samples from the files can be seen in the following figure.

Province/State	Country/Region	Last Update	Confirmed	Deaths	Recovered	Suspected
Anhui	Mainland China	1/21/2020 10pm				3
Beijing	Mainland China	1/21/2020 10pm	10			
Chongqing	Mainland China	1/21/2020 10pm	5			
Guangdong	Mainland China	1/21/2020 10pm	17			4
Guangxi	Mainland China	1/21/2020 10pm				1
Guizhou	Mainland China	1/21/2020 10pm				1
Hainan	Mainland China	1/21/2020 10pm				1
Heilongjiang	Mainland China	1/21/2020 10pm				1

**Fig 1: Dataset Sample**

### C. ESTIMATION PROCESS

In various control organizes, the Basic proliferation number changes enormously and it influences the power of control straightforwardly [8]. Moreover, the brooding time of the infection influences the speed of transmission straightforwardly. These two boundaries should be assessed, and the current writing shows the uncontrolled Basic generation. Along these lines, we picked the valuation range in the relating range. For the controlled Basic propagation number, the scope of valuation was chosen in the scope of [0, 1.5].

### D. COVID-19 PREDICTION METHODS BASED ON DATA

The subsequent plot demonstrating the complete number of affirmed cases and the noticed information is the information utilized for the preparing purposes, the official information (green line) shows the information accessible, and estimated information demonstrates the gauge of an absolute number of affirmed cases. From this diagram, it is seen that the estimated number of complete affirmed positive cases intently coordinates with the accessible authority information.

### E. DATA PRE-PROCESSING

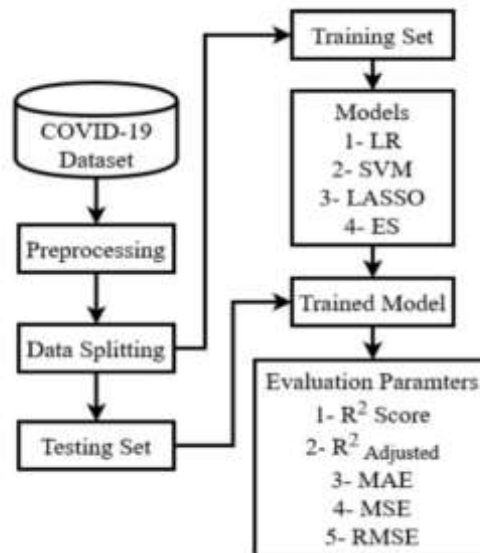
Data pre-handling is a technique for transforming the sloppy data into a complete informational array. The dataset is often incomplete, contradictory, and lacking activities or drifts and it is likely to contain multiple errors. Preparing the information ahead of time is a tried-and-true method for resolving the certain problems.

### F. PREDICTION OF ACCURACY

This strategy is appropriate to utilize prescient neural organizations or trademark information as the disease occasion or non-occasion binomial impacts. The expectation exactness of different estimations can be utilized for the various purposes. They incorporate the rate at which ordinary (non-anticipated expectation accurately predicts affectability (non-irresistible sickness), exactness (anticipated level of anticipated pattern), positive prescient worth, negative prescient worth (effectively anticipated contamination rate is)), the proportion is Expected forecasts are a proportion of the probability that the expansion in the whole cycle surpasses the precision of the person.[9]

### G. CLASSIFICATION

For each informational index point, the arrangement concept ensures the objective class. A risk factor can be linked to patients using the characterization technique by looking at their instances of infections.



**Fig 2: Proposed Workflow**

## VI. ALGORITHMS

### A. Linear Regression (LR):

Linear regression is used to quantify the relationship between one or more explained variables and one result variable (Target variable). Linear regression is often used for mathematical analysis and simulation. For instance, the impact of age, gender, and diet (predictor variables) on height can be measured on target variable (the outcome variable). Any of the terminology used to characterize the linear regression are multiple regression, multivariate regression; common least squares (OLS).

### B. Support Vector Machine (SVM):

An SVM is a classification and regression processing machine-learning algorithm to analyses results. SVM is a controlled approach to learning which analyses data and divides it into two classes. The SVM output is a data map with as much as possible the margins between the two. SVMs are all used in document classification, categorization, hand identification, and research.

### C. Lasso Regression:

Least Absolute Shrinkage and Selection Operator Regression of Lasso is a type of regularization. For a more accurate prediction, regression models are chosen. This model uses deformation. Statistical measures are reduced to a main idea called shrinkage. The lasso technique encourages simple, sparse versions (i.e., models with fewer parameters). This regression is suitable for multi-collinear models where certain elements of the model screening process, including variable selection and elimination of parameters, can be simplified.[10]

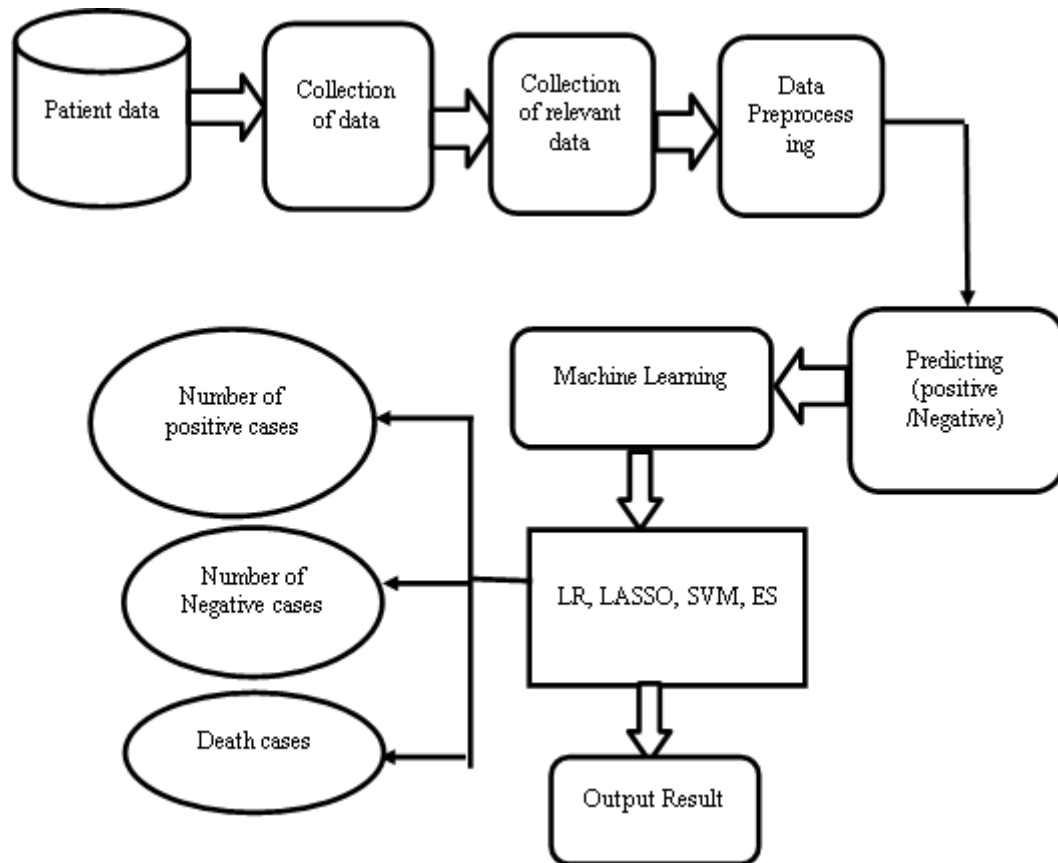
### D. Evolution Strategy (ES):

Evolution strategies are a kind of evolutionary algorithm, motivated by natural selection of the biological theory of evolution. Evolution strategies is a global algorithm for stochastic optimization, and it is an algorithm inspired linked to others, such as the genetic algorithm, but is uniquely developed for continuous optimization of functions.


## 3. Results and Discussion

To provide a method for calculating the number of cases affected through COVID-19 in the future using the AI techniques. The dataset utilized for the examination contains data about the day-by-day reports of the quantity of recently contaminated cases, the quantity of recuperation, and the quantity of passing's because of COVID-19 around the world. As the demise rate and the affirmed cases are expanding step by step which is a disturbing circumstance for the sake of the world. The number of individuals impacted by the COVID-19 disease outbreak across distinct nations isn't important. This investigation aims to determine the number of people who may be affected by the new infected incidents and deaths, as well as the number of recovery rates predicted over the forthcoming ten days. The number of recently infected events, the number of occurrences, and the rate of recoveries are predicted using 4 Ai systems: LASSO, ES, LR, and SVM. For the first four pages, there are plots of confirmed events, passes, and recoveries, supplemented by a graph of genuine condition compiled from the facts accounts of the reviewing period including its examination on the 5th page. The diagrams indicate that perhaps the ML


algorithms used in this study were appropriate for the estimation mission and paving the way for the investigation's ease and for the potential comparative nature exploration.



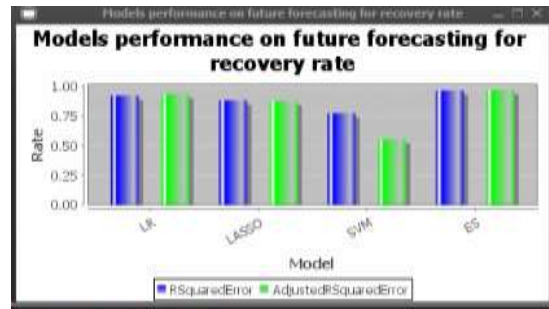
**Fig 3: Overall System Flow Diagram**



**Fig 4: Models' Future Forecasting Output for New Confirmed Rate**



**Fig 5: Performance of Death Rate Forecasting Models in the Future**



**Fig 6: Models' Future Forecasting Output for Recovery Rate**

#### 4. Conclusion

The number of optimistic COVID-19 cases in India for the next 30 days has been estimated using an information-driven anticipating/assessment approach. The quantity of recuperated cases, long transient exponential smoothing (ES) day by a day certain cases, and expired cases have likewise been assessed by utilizing and bend fitting. The effect of forestry actions as social separation and lockout also reveals the propagation of virus can be largely reduced with these precautionary measures. Although this strategy regularly requires adequate information to help it, in the beginning phases of pestilence transmission, this technique can, in any case, be utilized to all the more precisely anticipate the pointers of plague transmission, for the time being, to give mediation control at all degrees of the offices and strategy usage gives momentary crisis counteraction programs. The forecast consequences of three diverse numerical models are distinctive for various boundaries and in various districts. By and large, the fitting impact of the Logistic model might be the best among the three models.

In general, we infer that prototype expectations are correct in the current case, which can help predict future events. Experts will be able to use the assessment statistics to prepare active exercises and draw actions concerning the COVID-19 challenge. This examination will be meticulously redesigned later in the subject; after that, we plan to investigate figure theory using the revived database and assess using the most vigilant and effective ML structures. One of the main priorities of our future work would be consistent live evaluation.

#### X. ACKNOWLEDGMENT

Our appreciation goes to Dr. Bhaskar Reddy P.V, Professor of Computer Sciences at the Reva University. For his strong ongoing support for the research, so that, amid a maze of possibilities and shortcomings for achieving a planned objective.

#### XI. FUTURE ENHANCEMENT

This work will be improved over time; next, we expect to investigate prediction techniques using the revised dataset and use the most reliable and effective machine learning approaches for forecasting. we infer that model expectations as per the current situation are right which might be useful to comprehend the forthcoming circumstance. The examination figures in this manner can likewise be of extraordinary assistance for the specialists to take opportune activities. One of the most important aspects of our following work would be a constant live estimation.

#### References:

1. Alsaedy, A. A. R., and Chong, E, "Identifying Regions at Risk for Spreading COVID-19 Using Existing Cellular Wireless Network Functionalities", IEEE Open Journal of Engineering in Medicine and Biology, 1–1, 2020.
2. Sear, R. F., Velasquez, N., Leahy, R., Restrepo, N. J., El Oud, S., Gabriel, N., ... Johnson, N. F, "Measuring COVID-19 substance in the online wellbeing assessment war utilizing AI", IEEE Access, 1–1, 2020.
3. Hu, S., Gao, Y., Niu, Z., Jiang, Y., Li, L., Xiao, X. ... Yang, G," Feebly Supervised Deep Learning for COVID-19 Infection Detection and Classification from CT Images", IEEE Access, 1–1, 2020.
4. Zhang, Y., Li, Y., Yang, B., Zheng, X., and Chen, M, "Danger Assessment of COVID-19 Based on Multisource Data from a Geographical View", IEEE Access, 1–1, 2020.
5. Abdel-Basset, M., Mohamed, R., Elhoseny, M., Chakraborty, R. K., and Ryan, M "A half and half COVID-19 recognition model utilizing an improved marine hunter's calculation and a positioning-based variety decrease methodology", IEEE Access, 1–1, 2020.
6. F. Petropoulos and S. Makridakis, "Determining the novel Covid Coronavirus," Plos one, vol. 15, no. 3, p. e0231236, 2020.
7. G. Grasselli, A. Pesenti, and M. Cecconi, "Basic consideration use for the Coronavirus flare-up in Lombardy, Italy: early experience and estimate during a crisis reaction," Jama, 2020.

8. C. P. E. R. E. Novel et al., "The epidemiological attributes of a flare-up of 2019 novel Covid sicknesses (Coronavirus) in china," *Zhonghua Liu xing bing xue za zhi= Zhonghua liuxingbingxue zazhi*, vol. 41, no. 2, p. 145, 2020.
9. Y. Grushka-Cockayne and V. R. R. Jose, "Consolidating expectation spans in the m4 rivalry," *International Journal of Forecasting*, vol. 36, no. 1, pp. 178–185, 2020.
10. N. C. Mediaite. Harvard educator sounds cautious on 'likely' Covid pandemic: 40% to 70% of the world could be contaminated for the current year. Gotten to on 2020.02.18. [Online]. Accessible: <https://www.mediaite.com/news/harvardprofessor-sounds-alert-on-likely-Covid-pandemic-40-to-70-of-world-could-be-tainted-for-the-current-year>.