



OPEN ACCESS

EDITED BY

Mohamed Saleh Abdelfattah,
Helwan University, Egypt

REVIEWED BY

Ajay Kumar Chinnam,
University of Idaho, United States
Gourav Kumar,
Oregon Health and Science University,
United States

*CORRESPONDENCE

Ahmed Alawadi,
✉ ahmedalawadi85@gmail.com

RECEIVED 22 November 2023

ACCEPTED 15 January 2024

PUBLISHED 16 February 2024

CITATION

Habeeb Naser I, Thoulfikar A, Alamir H, Al-Shukarji AH, Ahmed BA, Qassem TA, Kamal M, Almeleebia TM, Alwaily ER, Hasan Kadhum E, Alawadi A and Alsalamy A (2024), Choline chloride/urea as a green and efficient deep eutectic solvent in three-component and four-component synthesis of novel pyrazole and pyrano[2,3-c] pyrazole derivatives with antibacterial and antifungal activity.
Front. Chem. 12:1342784.
doi: 10.3389/fchem.2024.1342784

COPYRIGHT

© 2024 Habeeb Naser, Thoulfikar A. Alamir, Al-Shukarji, Ahmed, Qassem, Kamal, Almeleebia, Alwaily, Hasan Kadhum, Alawadi and Alsalamy. This is an open-access article distributed under the terms of the [Creative Commons Attribution License \(CC BY\)](https://creativecommons.org/licenses/by/4.0/). The use, distribution or reproduction in other forums is permitted, provided the original author(s) and the copyright owner(s) are credited and that the original publication in this journal is cited, in accordance with accepted academic practice. No use, distribution or reproduction is permitted which does not comply with these terms.

Choline chloride/urea as a green and efficient deep eutectic solvent in three-component and four-component synthesis of novel pyrazole and pyrano[2,3-c] pyrazole derivatives with antibacterial and antifungal activity

Israa Habeeb Naser¹, Hassan Thoulfikar A. Alamir², Ali Hisham Al-Shukarji³, Batool Ali Ahmed⁴, Talal Aziz Qassem⁵, Maher Kamal⁶, Tahani M. Almeleebia⁷, Enas R. Alwaily⁸, Eftikhaar Hasan Kadhum⁹, Ahmed Alawadi^{10,11,12*} and Ali Alsalamy¹³

¹Medical Laboratories Techniques Department, Al-Mustaqbal University, Hillah, Iraq, ²Faculty of Pharmacy, Department of Pharmaceutics, University of Al-Ameed, Karbala, Iraq, ³Department of Medical Laboratories Technology, Al-Manara College for Medical Sciences, Maysan, Iraq, ⁴Department of Medical Engineering, Al-Nisour University College, Baghdad, Iraq, ⁵Department of Medical Laboratory Technics, Al-Noor University College, Nineveh, Iraq, ⁶Department of Dentistry, Al-Hadi University College, Baghdad, Iraq, ⁷Department of Clinical Pharmacy, College of Pharmacy, King Khalid University, Abha, Saudi Arabia, ⁸Microbiology Research Group, College of Pharmacy, Al-Ayen University, Thi-Qar, Iraq, ⁹National University of Science and Technology, Dhi Qar, Iraq, ¹⁰College of Technical Engineering, The Islamic University, Najaf, Iraq, ¹¹College of Technical Engineering, The Islamic University of Al Diwaniyah, Al Diwaniyah, Iraq, ¹²College of Technical Engineering, The Islamic University of Babylon, Babylon, Iraq, ¹³College of Technical Engineering, Imam Ja'afar Al-Sadiq University, Al-Muthanna, Iraq

In this study, choline chloride/urea was used as a green deep eutectic solvent in the three-component reaction of hydrazine/phenylhydrazine, malononitrile, and aromatic aldehydes for synthesizing pyrazole derivatives, and in the four-component reaction of methyl/ethyl acetoacetate, hydrazine/phenylhydrazine, malononitrile, and aromatic aldehydes for synthesizing pyrano[2,3-c]pyrazole derivatives. Elemental analysis, ¹H, and ¹³C NMR spectroscopy were used to confirm the structure of the synthesized pyrazole and pyrano[2,3-c] pyrazole derivatives. The antimicrobial effects of the synthesized pyrazole and pyrano[2,3-c] pyrazole derivatives were investigated. In antimicrobial tests, instructions from clinical and laboratory standards institutes were used. Antimicrobial study was done on pathogenic gram-positive and gram-negative species, and specialized aquatic strains and fungal species. Using choline chloride/urea, novel pyrazole derivatives and pyrano[2,3-c]pyrazole derivatives were synthesized, and other derivatives were synthesized with higher efficiency in less time than some previously reported methods. MIC (minimum inhibitory concentration) and MBC (minimum bactericidal concentration) obtained for derivatives were higher than some antibiotic drugs. Synthesis and reports of new derivatives of pyrazole and pyrano[2,3-c]pyrazole, and investigation and reports of their

antimicrobial properties on gram-positive, gram-negative, and specialized aquatic and fungal species are among the novel and important findings of this study.

KEYWORDS

choline chloride/urea, deep eutectic solvent, pyrazole, pyrano[2,3-c]pyrazole, biological evaluation, antimicrobial agent

1 Introduction

The use of green processes in synthesizing organic and heterocyclic compounds is noteworthy (Nishanth Rao et al., 2021). Green methods in organic synthesis are essential because they are environmentally friendly (Kumar et al., 2020). Among the green techniques in organic chemistry are the synthesis of organic and heterocyclic compounds during multicomponent reactions, the use of recyclable catalysts, and the use of deep eutectic solvents (Calvo-Flores and Mingorance-Sánchez, 2021; Javahershenas, 2023). Multi-component reactions, in which several reactants lead to the synthesis of the desired product in one pot and one step, in addition to being green, are important in the synthesis of organic and heterocyclic compounds due to their high efficiency, cost-effectiveness, and time-saving characteristics (Bhaskaruni et al., 2020; John et al., 2021). There have been several reports of the synthesis of five-membered heterocycles, such as pyrazoles, or two-ring heterocyclic compounds, such as pyranopyrazoles, using multicomponent reactions (Mamaghani and Hossein Nia, 2021; Becerra et al., 2022; Khazaal and Ibraheem, 2022). Pyrazole is a useful heterocyclic compound due to its agricultural and drug-discovery applications (Kumar et al., 2013). There have been reports of this heterocyclic compound in nature, for example, isolation from fungi such as *Colletotrichum gloeosporioides* (Cui et al., 2023). The biological properties of this heterocyclic compound that can be mentioned are its anxiolytic, antidepressant, anti-tubercular, analgesic properties, and anti-malarial activities, etc. (Ramadan et al., 2021). As there is a pyrazole structure in the structure of 4-[5-(4-methylphenyl)-3-(trifluoromethyl)-1H-pyrazol-1-yl]benzene-sulfonamide, which is a drug with the brand name Celecoxib, this heterocyclic compound can be used as a medicinal and bioactive compound (Küçüküzümlü and Şenkardeş, 2015). Pyrano[2,3-c]pyrazole derivatives are one of the pyrazole derivatives that contain two heterocyclic compounds of pyrazole and pyran, which are connected by one facet. Derivatives of pyrano[2,3-c] pyrazole can maintain the biological properties of both heterocyclic compounds of pyran and pyrazole. Biological properties, such as cytotoxic, mutagenicity, cancer therapy, and antiviral properties, have been reported for the derivatives of the 6-membered heterocyclic compound of pyran with one oxygen in its structure (Yahiaoui et al., 2022). Biological properties, such as anti-tubercular, anti-malarial, anti-microbial, and anti-cancer properties, have been reported for the derivatives of pyrano[2,3-c]pyrazole (Mokariya et al., 2022; Parikh et al., 2022). In addition to the green method of multicomponent reaction, by using other green techniques such as the use of deep eutectic solvents, pyrazole derivatives and pyrano[2,3-c]pyrazole derivatives can be synthesized, and reports have been made in this field (Nguyen et al., 2021; Sikandar and Zahoor, 2021). As mentioned, the use of the deep eutectic solvent is one of the important and green methods in synthesizing organic and heterocyclic compounds. With this method, there is no need to use dangerous organic solvents or catalysts in the synthesis of organic and heterocyclic compounds

(Rushell et al., 2019). A deep eutectic solvent plays the role of solvent and catalyst in the synthesizing of heterocyclic and organic compounds (Fekri et al., 2020). Deep eutectic solvents can be used during multicomponent reactions (Calvo-Flores and Mingorance-Sánchez, 2021). In this regard, we can refer to reports such as the use of glycerol: potassium carbonate in the four-component reaction of malononitrile, carbon disulfide, carbonyl, and methylene compounds, which led to the synthesis of [1,3]dithiine derivatives (Moghaddam-Manesh and Hosseinzadegan, 2021). Another deep eutectic solvent system that has been reported so far for the synthesis of pyrazolopyridines derivatives (Vanegas et al., 2019); tetrahydrobenzo [b]pyran and pyrano[2, 3-d]pyrimidinone (thione) (Biglari et al., 2020); and pyrazolines, pyrimidines, and naphthyridines (Mohamed et al., 2022) is the use of choline chloride/urea. According to reports, using choline chloride/urea reduces the synthesis time of the desired derivatives and has led to higher efficiency to synthesis of new derivatives. Therefore, choline chloride/urea was used as a deep eutectic solvent to synthesize pyrazole derivatives and pyrano[2,3-c] pyrazole derivatives. The synthesis of new derivatives and the experiments of antimicrobial and antifungal properties of the synthesized derivatives were among the other investigations carried out in this study.

2 Materials and methods

2.1 Equipment and materials

The Brookfield DV-II + Pro EXTRA viscometer was used to measure solvent viscosity, and the G LAB melting point apparatus was used to measure the melting point of solvent and derivatives. The ¹H, and ¹³C NMR spectra, CHNS/O elemental analyzer, and mass analysis of compounds were prepared using the Varian Inova 500MHz, the EMA 502, and the Agilent technologies 5975C. The Thermo biomate 5 Spectrophotometer was used to prepare the suspension of bacteria. The suspension of bacteria was obtained from the American Type Culture Collection (ATCC). All the reagent materials used for the synthesis of deep eutectic solvent and the synthesis of pyrazole derivatives and pyrano[2,3-c] pyrazole derivatives such as choline chloride, urea, malononitrile, aldehyde derivatives, and hydrazine derivatives were obtained from Merck and Sigma.

2.2 Solvent preparation

To prepare the choline chloride/urea deep eutectic solvent, choline chloride and urea were weighed in different ratios, 1:1, 1:2, 1:3, and 1:4, and stirred at 80°C until a colorless homogeneous mixture was observed (Yadav and Pandey, 2014). The prepared mixture was cooled and used for other steps.

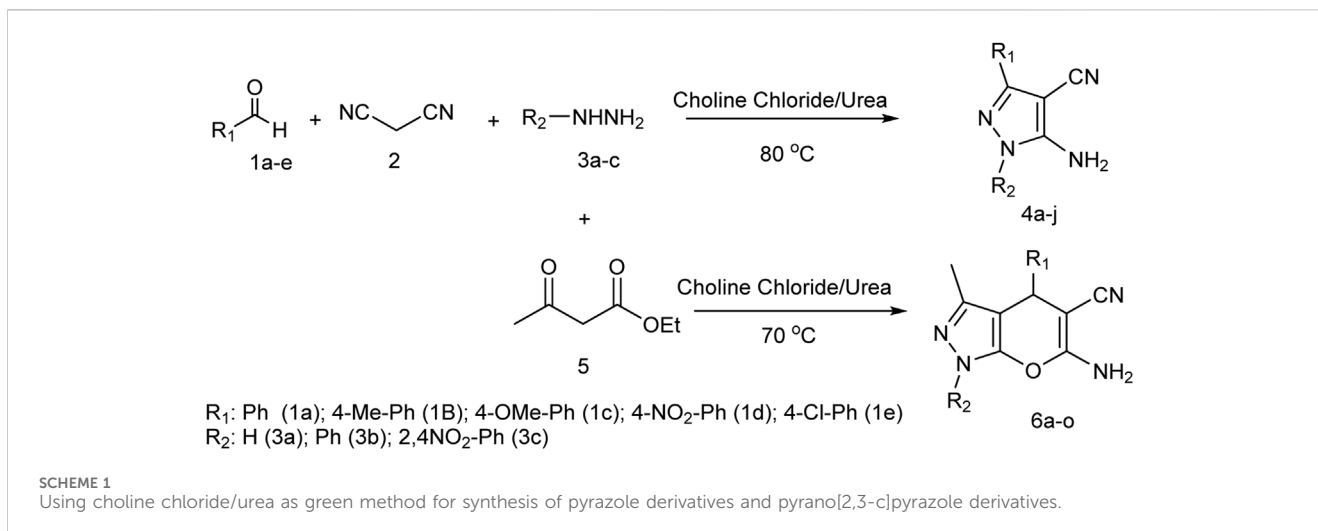


TABLE 1 Optimization of molar ratio of choline chloride:urea and reaction temperature in synthesis of pyrazole.

| Entry | Product | Molar ratio of choline chloride:urea | Reaction temperature (°C) | Tim (min) | Yield (%) |
|-------|---------|--------------------------------------|---------------------------|-----------|-----------|
| 1 | 4a | 0: 1 | 80 | 60 | N.R |
| 2 | 4a | 1: 0 | 80 | 60 | N.R |
| 3 | 4a | 1: 1 | 80 | 60 | 67 |
| 4 | 4a | 1: 2 | 80 | 20 | 97 |
| 5 | 4a | 1: 3 | 80 | 30 | 82 |
| 6 | 4a | 1: 4 | 80 | 30 | 55 |
| 7 | 4a | 1: 2 | 50 | 30 | 52 |
| 8 | 4a | 1: 2 | 60 | 30 | 76 |
| 9 | 4a | 1: 2 | 70 | 30 | 88 |
| 10 | 4a | 1: 2 | 90 | 30 | 95 |
| 11 | 4a | 1: 2 | 100 | 30 | 90 |

N.R, no reaction.

TABLE 2 Physical parameters of a 1:2 ratio of choline chloride:urea deep eutectic solvent.

| Viscosity (25°C, cPa) | Melting point temperature (°C) |
|-----------------------|--------------------------------|
| 17.50 | 20 |

2.3 Synthesis of pyrazole derivatives

To 1 g choline chloride/urea (1:2) deep eutectic solvent, 1 mmol malononitrile and 1 mmol aldehyde derivatives were added and stirred at 80°C for 5 min. Then 1 mmol hydrazine derivatives was added and stirred at 80°C until the reaction was complete. The completion of the reaction was checked by TLC. Finally, after the completion of the reaction, the temperature was brought to the ambient temperature, and 5 mL of distilled water was added and stirred for 30 min. The sediments, which were the desired product, were separated with filter paper. The desired synthesized product

was purified by recrystallization in a mixture of distilled water and ethanol (1:1).

2.4 Synthesis pyrano[2,3-c] pyrazole derivatives

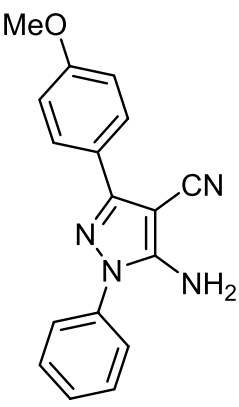
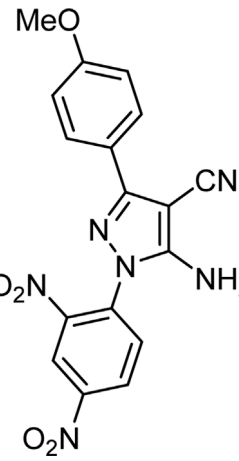
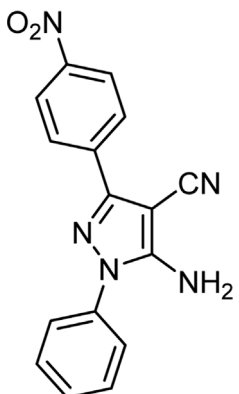
To 1 g choline chloride/urea deep eutectic solvent, 1 mmol malononitrile and 1 mmol aldehyde derivatives were added and stirred at 70°C for 5 min. To 1 g choline chloride/urea deep eutectic solvent, 1 mmol ethyl acetoacetate and 1 mmol hydrazine derivatives were added and stirred at 80°C for 5 min. The mixtures were added together and stirred at 80°C until the reaction was complete. The completion of the reaction was checked by TLC. Finally, after the completion of the reaction, the temperature was brought to the ambient temperature, and 5 mL of distilled water was added and stirred for 30 min. The sediments, which were the desired product, were separated with filter paper.

TABLE 3 Information on synthesized pyrazole derivatives using choline chloride/urea as green method.

| Product code | R ₁ | R ₂ | Product structure | Reported Mp (°C) | Found Mp (°C) | Synthesis time (min) | Yield (%) |
|--------------|----------------|-------------------------|-------------------|---|---------------|----------------------|-----------|
| 4a | Ph | Ph | | 158-159 (Poonam and Singh, 2019) | 159-160 | 20 | 97 |
| 4b | Ph | 2,4-NO ₂ -Ph | | 240-142 (Bakhtiarian and Khodaei, 2022) | 240-243 | | 95 |
| 4c | 4-Me-Ph | Ph | | 119-121 (Nemati et al., 2021) | 120-121 | | 97 |
| 4d | 4-Me-Ph | 2,4-NO ₂ -Ph | | New | 245-247 | | 85 |

(Continued on following page)

TABLE 3 (Continued) Information on synthesized pyrazole derivatives using choline chloride/urea as green method.

| Product code | R ₁ | R ₂ | Product structure | Reported Mp (°C) | Found Mp (°C) | Synthesis time (min) | Yield (%) |
|--------------|-----------------------|-------------------------|---|----------------------------------|---------------|----------------------|-----------|
| 4e | 4-OMe-Ph | Ph |  | 107-109 (Abshirini et al., 2020) | 108-110 | | 98 |
| 4f | 4-OMe-Ph | 2,4-NO ₂ -Ph |  | New | 264-267 | | 86 |
| 4g | 4-NO ₂ -Ph | Ph |  | 165-168 (Nemati et al., 2021) | 166-168 | | 97 |

(Continued on following page)

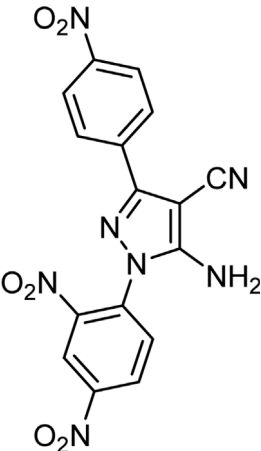
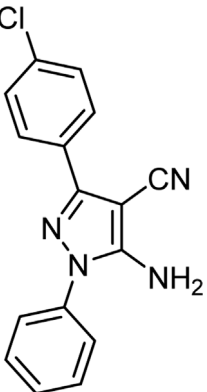
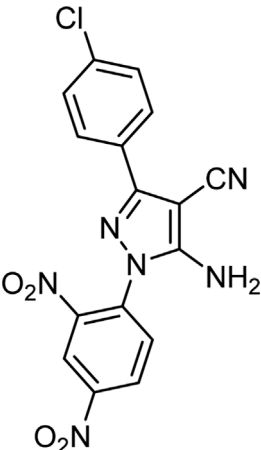
The desired synthesized product was purified by recrystallization in a mixture of distilled water and ethanol (1:1).

2.5 Antimicrobial and antifungal activity pyrazole derivatives and pyrano[2,3-c] pyrazole derivatives

Based on previous studies reported according to relevant standards, the antimicrobial activity of synthetic derivatives on *Streptomyces fradiae* (10745), *Staphylococcus aureus* (29213), *Streptococcus*

pyogenes (19615), *Streptococcus agalactiae* (12386), *Yersinia enterocolitica* (9610), *Shigella dysenteriae* (13313), *Pseudomonas aeruginosa* (15442), *Acinetobacter baumannii* (19606), *Streptococcus iniae* (29178), *Loctococcus garvieae* (43921), *Yersinia ruckeri* (29473), *Edwardsiella tarda* (15947), *Candida albicans* (10231), *Cryptococcus neoformans* (32045), *Fusarium oxysporum* (7601), and *Aspergillus fumigatus* Fresenius (1022) was investigated and evaluated. For this purpose, first, the half-McFarland concentration of the strains and the initial concentrations of 1, 2, 4, 8, 16, 32, 64, 128, 256, 512, 1024, and 2048 µg/mL of the derivatives were prepared separately. The minimum inhibitory concentration (MIC), minimum bactericidal concentration

TABLE 3 (Continued) Information on synthesized pyrazole derivatives using choline chloride/urea as green method.

| Product code | R ₁ | R ₂ | Product structure | Reported Mp (°C) | Found Mp (°C) | Synthesis time (min) | Yield (%) |
|--------------|-----------------------|-------------------------|---|----------------------------------|---------------|----------------------|-----------|
| 4 h | 4-NO ₂ -Ph | 2,4-NO ₂ -Ph |  | New | 266-268 | | 84 |
| 4i | 4-Cl-Ph | Ph |  | 128-130 (Amirnejat et al., 2020) | 129-131 | | 98 |
| 4j | 4-Cl-Ph | 2,4-NO ₂ -Ph |  | 234-236 (Aryan et al., 2017) | 235-236 | | 93 |

Choline chloride:urea (1: 2); 80°C.

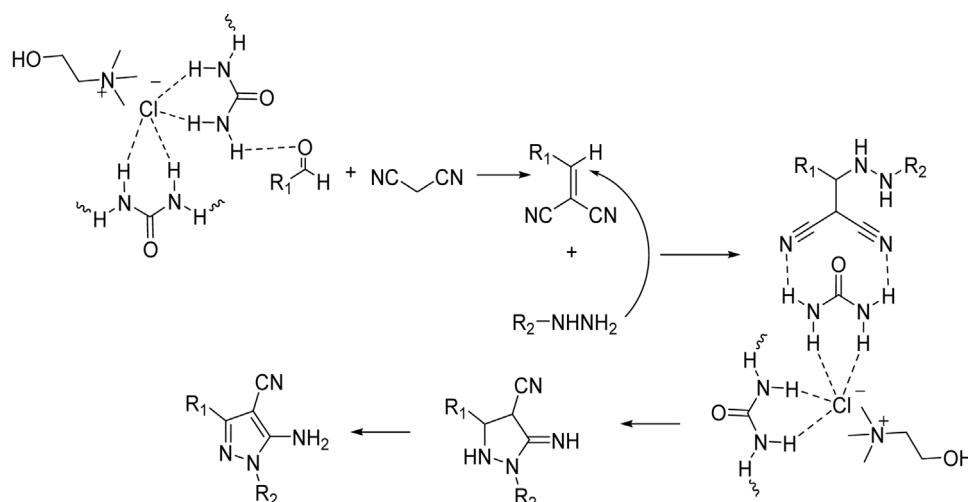
(MBC), minimum fungicidal concentration (MFC), and inhibition zone diameter (IZD) were evaluated (Igei et al., 2016; Suksatan et al., 2022).

3 Results and discussion

In this study, by using choline chloride/urea as a green and environmentally friendly deep eutectic solvent, in the three-component reaction of malononitrile, aldehyde derivatives, and

hydrazine derivatives, novel pyrazole derivatives, and in the four-component reaction of malononitrile, aldehyde derivatives, ethyl acetoacetate, and hydrazine derivatives, novel pyrano[2,3-c]pyrazole derivatives were synthesized (Scheme 1).

In general, the greenness of the reported method, high efficiency, and shorter synthesis time were the advantages of using choline chloride/urea in synthesizing derivatives. Additional information about the synthesis of derivatives is given below.



SCHEME 2
Mechanism for using choline chloride/urea as green method for synthesis of pyrazole derivatives (4a-j).

TABLE 4 The previously reported conditions and methods in the synthesis of pyrazole compared to the method presented in this study.

| Reported year | Product | Condition (catalyst) | Reaction temperature (°C) | Time | Yield (%) | Reference |
|---------------|---------|--|---------------------------|--------------|-----------|--------------------------------|
| 2023 | 4a | Sulfonic acid modified 5-aminotetrazole-1,3,5-triazine-(3-aminopropyl)silylated carbon quantum dots-coated Fe ₃ O ₄ magnetic nanoparticles | 70 | Not reported | 95 | Ghorbani et al. (2023) |
| 2022 | 4a | 2,6-diamino-1-(4-sulfobutyl)pyridin-1-ium hydrogen sulfate modified pectin nanoparticles | 50 | 30 min | 96 | Bakhtiarian and Khodaei (2022) |
| 2021 | 4a | Sulfonic acid-functionalized polyvinyl alcohol | 90 | 3 h | 89 | Patki et al. (2021) |
| 2020 | 4a | 1,3-disulfoimidazolium trifluoroacetate | 80 | 50 min | 94 | Abshirini et al. (2020) |
| This work | 4a | Choline chloride:urea | 80 | 20 min | 97 | - |

3.1 Three-component synthesis of pyrazole derivatives using choline chloride/urea

The three-component synthesis of pyrazole derivatives used choline chloride/urea, malononitrile, aldehyde derivatives, and hydrazine derivatives were used as raw materials.

For this purpose, according to the method presented in Section 2.2, different ratios of choline chloride and urea were prepared. For the synthesis of 4a, they were tested according to Table 1.

In obtaining the optimal conditions (Table 1), in addition to using different ratios of choline chloride and urea, temperatures of 50°C, 60°C, 70°C, 80°C, 90°C, and 100°C degrees Celsius were also tested. It was found that the ratio of 1:2 (choline chloride: urea) at 80°C had the highest efficiency in a shorter time for the synthesis.

Physical parameters such as viscosity (according to ASTM D445 testing method) and melting point for 1:2 choline chloride: urea mixture were obtained according to Table 2.

The above optimal conditions were used for synthesizing other derivatives, according to Table 3. Three of the derivatives reported in Table 3 are novel.

The results of ¹H NMR, ¹³C NMR, and CHNS/O elemental analyzer of the newly synthesized derivatives that confirm their structure are given in the Supplementary Material.

As the results show, in general, electron-donating substituents attached to hydrazine, such as phenyl, and electron-withdrawing groups attached to the aldehyde, such as nitro, increased the efficiency of the products. Therefore, the following mechanism (Scheme 2) can be proposed for this 3-component reaction, which corresponds to the difference in the results of the product's efficiency.

So far, many studies have been conducted on the three-component reaction of malononitrile, aldehyde derivatives, and hydrazine derivatives, which led to the synthesis of pyrazole derivatives. The conditions of some recent studies (from 2020 to 2023) compared to the conditions used in this study are given in Table 4.

Ease of reaction conditions and no need for catalyst and solvent, reporting of newly synthesized derivatives, being green, and having high efficiency and shorter synthesis time can be mentioned as advantages of using choline chloride/urea to synthesize derivatives compared to recently reported methods.

TABLE 5 Optimization of molar ratio of choline chloride:urea and reaction temperature in synthesis of pyrano[2,3-c] pyrazoles.

| Entry | Product | Molar ratio of choline chloride:urea | Reaction temperature (°C) | Tim (min) | Yield (%) |
|-------|---------|--------------------------------------|---------------------------|-----------|-----------|
| 1 | 6a | 0: 1 | 70 | 60 | N.R |
| 2 | 6a | 1: 0 | 70 | 60 | N.R |
| 3 | 6a | 1: 1 | 70 | 60 | 42 |
| 4 | 6a | 1: 2 | 70 | 17 | 95 |
| 5 | 6a | 1: 3 | 70 | 30 | 66 |
| 6 | 6a | 1: 4 | 70 | 30 | 54 |
| 7 | 6a | 1: 2 | 50 | 30 | 62 |
| 8 | 6a | 1: 2 | 60 | 30 | 79 |
| 9 | 6a | 1: 2 | 80 | 30 | 90 |
| 10 | 6a | 1: 2 | 90 | 30 | 88 |
| 11 | 6a | 1: 2 | 100 | 30 | 88 |

N.R, no reaction.

3.2 Four-component synthesis of pyrano [2,3-c]pyrazole derivatives using choline chloride/urea

In the continuation of this study, choline chloride/urea was also used in the 4-component reaction of malononitrile, aldehyde derivatives, hydrazine derivatives, and ethyl acetoacetate for the synthesis of pyrano[2,3-c]pyrazole derivatives.

The steps for synthesizing derivatives here were the first optimization according to Section 3.1, the results of which are given in Table 5.

Here, the optimal conditions for synthesizing pyrano[2,3-c] pyrazole derivatives with high efficiency and shorter time, were the ratio of 1:2 of choline chloride:urea and the reaction temperature of 70°C. With the obtained optimal conditions, other derivatives, including 15 derivatives, of which two were novel, were synthesized (Table 6).

The results of ¹H NMR, ¹³C NMR, and CHNS/O elemental analyzer of the newly synthesized derivatives that confirm their structure are given in the Supplementary Material.

Comparing the results of the efficiency with the structure of the raw materials here was also the same as above, and it was observed that electron-donating substituents attached to hydrazine, such as phenyl, and electron-withdrawing groups attached to the aldehyde, such as nitro, increased the efficiency of the products. Therefore, the Scheme 3 mechanism is proposed for this reaction.

The result of the comparison of the method presented in this study to the recent studies in the synthesis of derivatives, as shown in Table 7, is similar to the conclusion for the synthesis of pyrazole derivatives. It can be stated here that ease of reaction conditions, catalyst and solvent not being necessary, newly synthesized derivatives being reported, being green, and having high efficiency and shorter synthesis time can be mentioned as advantages of using choline chloride/urea to synthesize derivatives compared to recently reported methods.

3.3 The antimicrobial activity results

In the investigation of antimicrobial and antifungal activity of derivatives, gram-positive, gram-negative, and specialized aquatic strains were used. First, the MIC with a concentration in the range of 1–2048 µg/mL of the derivatives was checked. After obtaining this parameter, its MBC and MFC were acquired. Finally, using the MIC, the IZD parameter of the derivatives on the used strains was obtained.

For further comparison of pyrazole derivatives and pyrano[2,3-c]pyrazole derivatives, the antibacterial properties of gram-positive, gram-negative, and specialized aquatic and fungal strains are shown separately in Tables 8–11.

Table 8 shows the results of investigating the antibacterial properties of the derivatives on the evaluated gram-positive strains.

Table 9 shows the results of investigating the antibacterial properties of the derivatives on the evaluated gram-negative strains.

Table 10 shows the results of investigating the antibacterial properties of the derivatives on the evaluated specialized aquatic strains.

Table 11 shows the results of investigating the antibacterial properties of the derivatives on the evaluated fungal strains.

The highest effectiveness in antibacterial activity between pyrazole derivatives and pyrano[2,3-c]pyrazole derivatives was related to 6o.

The IZD value results of some pyrano[2,3-c]pyrazole derivatives compared to *Yersinia ruckeri* are given in Figure 1.

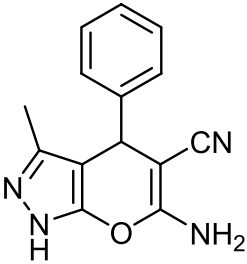
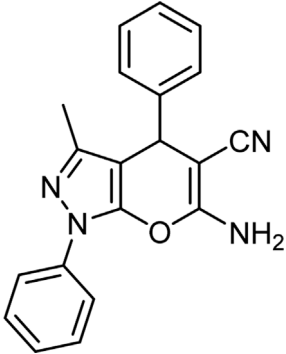
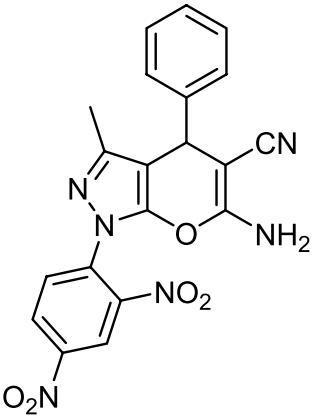
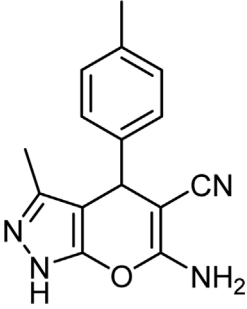
In general, the order of effectiveness of pyrazole derivatives was as follows:

$$4j > 4i > 4h > 4f > 4d \approx 4b > 4g > 4e > 4b \approx 4a$$

In general, the order of effectiveness of pyrano[2,3-c]pyrazole derivatives was as follows:

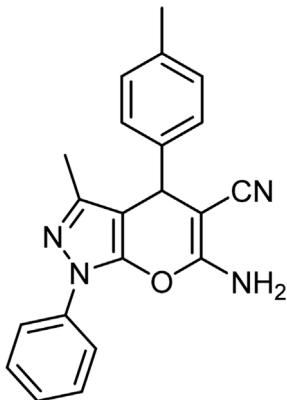
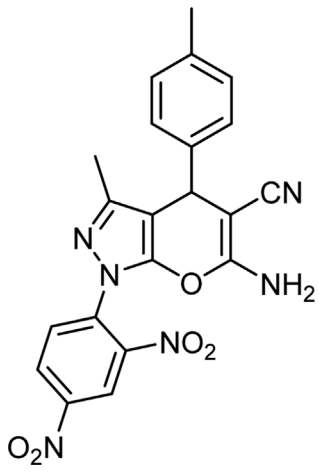
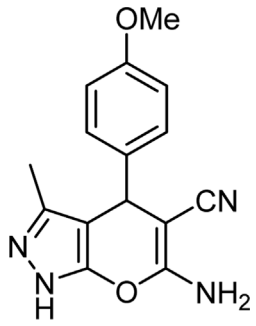
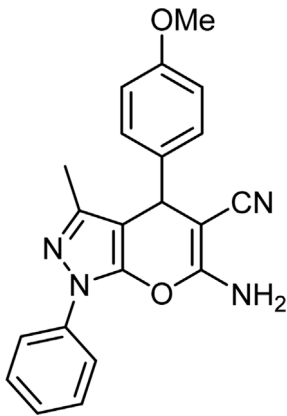
$$6o > 6n \approx 6m > 6l > 6i > 6f \approx 6c > 6j \approx 6k > 6h \approx 6g > 6e \approx 6d \approx 6b \approx 6a$$

TABLE 6 Information on synthesized pyrano[2,3-c]pyrazole derivatives using choline chloride/urea as green method.

| Product code | R ₁ | R ₂ | Product structure | Reported Mp (°C) | Found Mp (°C) | Synthesis time (min) | Yield (%) |
|--------------|----------------|-------------------------|---|---------------------------------------|---------------|----------------------|-----------|
| 6a | Ph | H |  | 241-243 (Yekke-Ghasemi et al., 2022) | 240-242 | 17 | 95 |
| 6b | Ph | Ph |  | 169-171 (Mathavan and Yamajala, 2023) | 170-172 | 15 | 95 |
| 6c | Ph | 2,4-NO ₂ -Ph |  | 240-243 (Vasava et al., 2019) | 241-242 | 30 | 90 |
| 6d | 4-Me-Ph | H |  | 175-177 (El Mejdoubi et al., 2019) | 176-178 | 25 | 90 |

(Continued on following page)

TABLE 6 (Continued) Information on synthesized pyrano[2,3-c]pyrazole derivatives using choline chloride/urea as green method.

| Product code | R ₁ | R ₂ | Product structure | Reported Mp (°C) | Found Mp (°C) | Synthesis time (min) | Yield (%) |
|--------------|----------------|-------------------------|---|--------------------------------------|---------------|----------------------|-----------|
| 6e | 4-Me-Ph | Ph |  | 177-179 (Mohamadpour, 2020) | 177-180 | 25 | 95 |
| 6f | 4-Me-Ph | 2,4-NO ₂ -Ph |  | New | 270-273 | 35 | 85 |
| 6g | 4-OMe-Ph | H |  | 209-211 (Yekke-Ghasemi et al., 2022) | 209-212 | 20 | 92 |
| 6h | 4-OMe-Ph | Ph |  | 170 (Suryakumari and Sudhakar, 2023) | 169-171 | 18 | 95 |

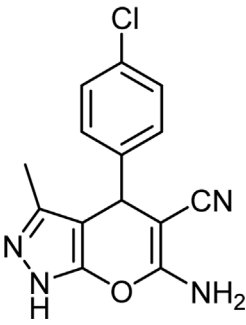
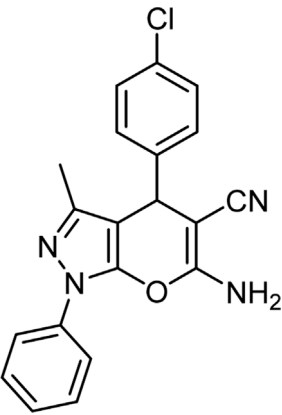
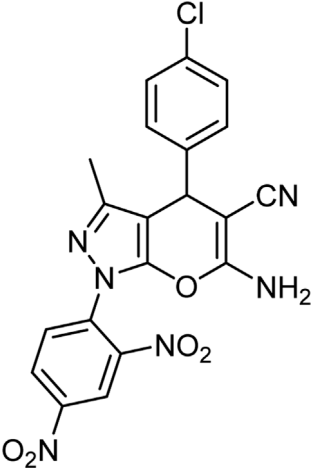
(Continued on following page)

TABLE 6 (Continued) Information on synthesized pyrano[2,3-c]pyrazole derivatives using choline chloride/urea as green method.

| Product code | R ₁ | R ₂ | Product structure | Reported Mp (°C) | Found Mp (°C) | Synthesis time (min) | Yield (%) |
|--------------|-----------------------|-------------------------|-------------------|--------------------------------------|---------------|----------------------|-----------|
| 6i | 4-OMe-Ph | 2,4-NO ₂ -Ph | | New | 288-290 | 36 | 85 |
| 6j | 4-NO ₂ -Ph | H | | 249-251 (Moghaddam et al., 2023) | 249-251 | 20 | 95 |
| 6k | 4-NO ₂ -Ph | Ph | | 195-197 (Kondabanthini et al., 2022) | 194-196 | 19 | 95 |
| 6L | 4-NO ₂ -Ph | 2,4-NO ₂ -Ph | | 283-285 (Vasava et al., 2019) | 284-285 | 34 | 88 |

(Continued on following page)

TABLE 6 (Continued) Information on synthesized pyrano[2,3-c]pyrazole derivatives using choline chloride/urea as green method.

| Product code | R ₁ | R ₂ | Product structure | Reported Mp (°C) | Found Mp (°C) | Synthesis time (min) | Yield (%) |
|--------------|----------------|-------------------------|---|--------------------------------------|---------------|----------------------|-----------|
| 6m | 4-Cl-Ph | H |  | 234-236 (Yekke-Ghasemi et al., 2022) | 235-236 | 20 | 94 |
| 6n | 4-Cl-Ph | Ph |  | 175-177 (Kondabanthini et al., 2022) | 175-177 | 17 | 97 |
| 6o | 4-Cl-Ph | 2,4-NO ₂ -Ph |  | 260-265 (Vasava et al., 2019) | 263-266 | 35 | 80 |

Choline Chloride: Urea (1: 2); 70°C

By comparing the results of Tables 8–11, the pyrano[2,3-c]pyrazole derivatives, in general, are more effective than pyrazole derivatives because pyrano[2,3-c]pyrazoles contain two heterocyclic rings (pyran and pyrazole). Another general conclusion that can be drawn is that the order of effectiveness of derivatives is as described for compounds containing chlorine, nitrogen, and methoxy. These results can be justified based on previous studies on the effectiveness and antimicrobial properties of chlorine and nitrogen. The important point in determining antimicrobial activities is to compare them with commercial drugs, such as penicillin, cefazolin, Tolnaftate, and Terbinafine. As the results of Tables 8–11 show, some derivatives, such as 6o in many studied strains,

are much more effective than tested drugs, which shows the value of synthetic compounds.

4 Conclusion

Choline chloride/urea was used as a deep eutectic solvent in the one-pot method and during the multicomponent reaction in synthesizing pyrazole derivatives and pyrano[2,3-c]pyrazole derivatives. The greenness of the synthesis method, the synthesis of new derivatives, and the characteristics of high efficiency and less time were among the advantages and novel findings of this study compared to previously reported methods. The effectiveness on

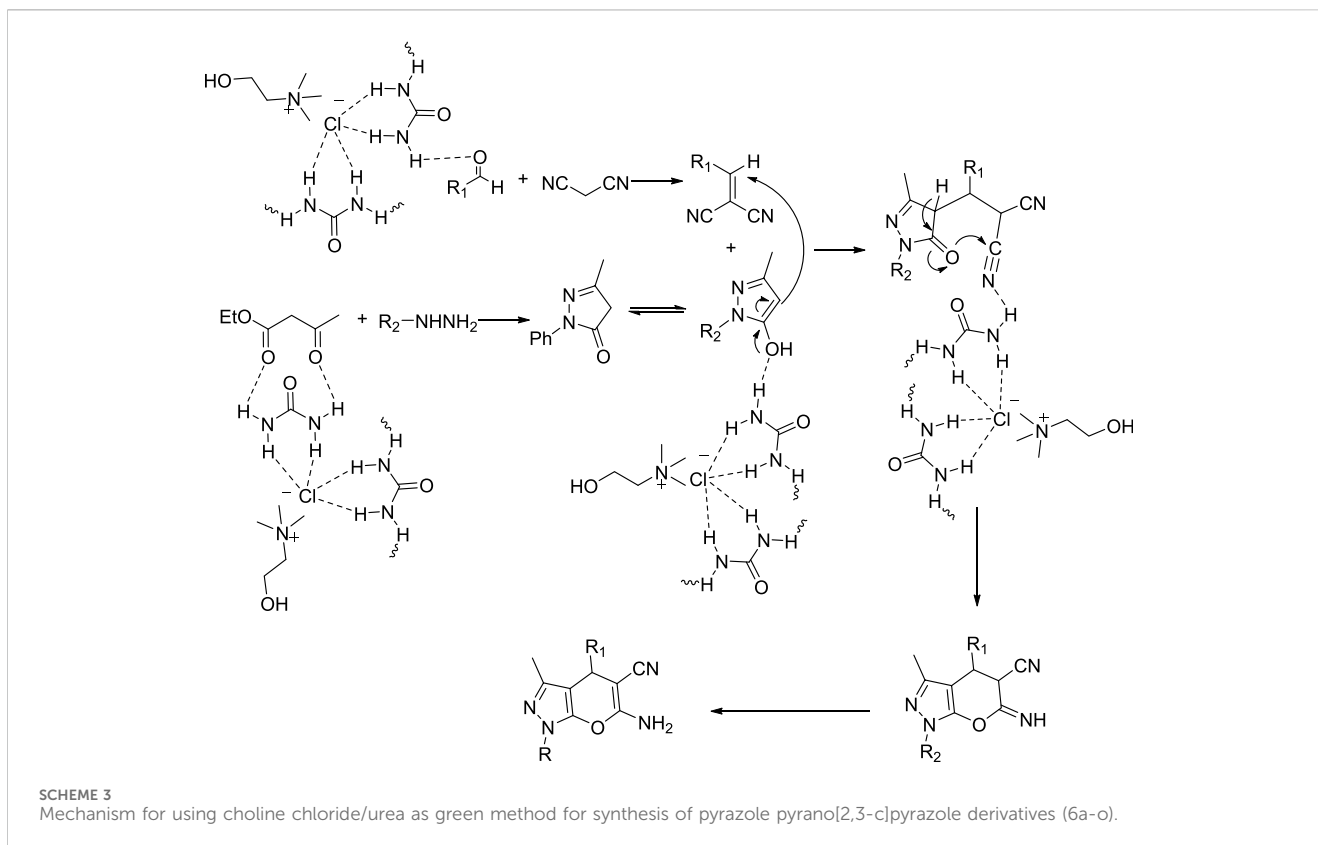


TABLE 7 The previously reported conditions and methods in the synthesis of pyrano[2,3-c]pyrazole compared to the method presented in this study.

| Reported year | Product | Condition (catalyst) | Reaction temperature (°C) | Time | Yield (%) | Reference |
|---------------|---------|--|---------------------------|--------------|-----------|------------------------------|
| 2018 | 6a | Bael fruit ash | 20 | 15 min | 92 | Shinde et al. (2018) |
| 2018 | 6a | Sodium L-ascorbate | Reflux of water | 10 min | 88 | Kiyani and Bamdad (2018) |
| This work | 6a | Choline Chloride: Urea | 70 | 17 min | 95 | - |
| 2023 | 6b | Copper(II) oxide incorporated onto montmorillonite-K10 functionalized with tetraethyl orthosilicate, epichlorohydrine, melamine, and 5-sulphosalisilic acid | 20 | Not reported | 90 | Karrabi et al. (2023) |
| 2023 | 6b | Potassium dihydrogenphosphate | 100 | 2 h | 95 | Mathavan and Yamajala (2023) |
| 2022 | 6b | Phenylazophenylenediamine-based lanthanum complex supported on silica-coated magnetic nano-Fe ₃ O ₄ core-shell nanocatalyst | 110 | 12 | 90 | Ghorbani et al. (2022) |
| 2021 | 6b | Sugarcane bagasse ash-based silica-supported boric acid | 80 | 35 min | 86 | Pandey et al. (2021) |
| 2022 | 6b | Tungstic acid immobilized on zirconium-L-aspartate amino acid metal-organic framework-grafted L-(+)-tartaric acid stabilized magnetic Fe ₃ O ₄ nanoparticles | 60 | 45 min | 92 | Khademi et al. (2021) |
| This work | 6b | Choline chloride:urea | 70 | 15 min | 95 | - |

gram-positive, gram-negative, and specialized aquatic strains and fungal species is one of the novel findings of this project. In the investigation of antimicrobial activity, the highest effectiveness was

observed in derivative 6o, which contained chlorine and nitrogen, where MIC and MBC values between 2 and 512 µg/mL were observed. In addition, 6o showed higher effectiveness in some

TABLE 8 Antibacterial activity of pyrazole derivatives (4a-j) and pyrazole pyrano[2,3-c]pyrazole derivatives (6a-o) against Gram-positive strains.

| Strains | | Pyrazole derivatives | | | | | | | | | | Drugs | | Pyrano[2,3-c]pyrazole derivatives | | | | | | | | | | | | | | |
|---------|-------|----------------------|------|------|------|------|------|------|------|------|------|-------|------|-----------------------------------|------|------|------|------|------|------|------|------|------|------|------|------|------|------|
| | | 4a | 4b | 4c | 4d | 4e | 4f | 4g | 4h | 4i | 4j | A | B | 6a | 6b | 6c | 6d | 6e | 6f | 6g | 6h | 6i | 6j | 6k | 6l | 6m | 6n | 6o |
| 10745 | (I) | 2048 | 128 | - | 256 | 1024 | 128 | 512 | 128 | 64 | 64 | - | 16 | 512 | 512 | 128 | 1024 | 256 | 64 | 256 | 128 | 32 | 64 | 64 | 32 | 16 | 16 | 8 |
| | (II) | 4096 | 256 | - | 512 | 2048 | 128 | 1024 | 128 | 128 | 128 | - | 32 | 1024 | 512 | 128 | 1024 | 512 | 128 | 256 | 256 | 64 | 64 | 64 | 64 | 16 | 32 | 16 |
| | (III) | 12.6 | 16.8 | - | 16.2 | 12.8 | 17.3 | 13.7 | 13.7 | 15.9 | 18.2 | 17.3 | - | 17.3 | 14.5 | 14.9 | 14.3 | 15.3 | 14.8 | 18.9 | 17.6 | 18.5 | 19.1 | 18.2 | 21.2 | 20.3 | 22.5 | 19.9 |
| 29213 | (I) | - | - | - | - | - | - | - | - | - | - | 16 | 16 | - | - | 2048 | - | - | 512 | - | - | 256 | 1024 | 1024 | 128 | - | - | 64 |
| | (II) | - | - | - | - | - | - | - | - | - | - | 32 | 16 | - | - | 4096 | - | - | 1024 | - | - | 512 | 2048 | 1024 | 256 | - | - | 128 |
| | (III) | - | - | - | - | - | - | - | - | - | - | 15.1 | 16.9 | - | - | 12.2 | - | - | 13.8 | - | - | 13.6 | 12.3 | 12.9 | 14.2 | - | - | 14.1 |
| 19615 | (I) | 4096 | 4096 | 2048 | 1024 | 2048 | 2048 | 2048 | 2048 | 1024 | 1024 | 2 | 8 | 512 | 512 | 16 | 512 | 512 | 8 | 256 | 128 | 4 | 64 | 32 | 4 | 2 | 2 | 2 |
| | (II) | 4096 | 4096 | 2048 | 4096 | 2048 | 2048 | 4096 | 2048 | 2048 | 2048 | 4 | 16 | 1024 | 1024 | 16 | 1024 | 1024 | 16 | 512 | 128 | 8 | 128 | 64 | 4 | 4 | 2 | 2 |
| | (III) | 10.4 | 10.9 | 10.7 | 10.2 | 10.5 | 11.3 | 10.4 | 10.6 | 11.8 | 11.5 | 23.2 | 18.4 | 16.4 | 18.3 | 20.8 | 15.9 | 19.9 | 19.7 | 18.8 | 19.5 | 23.1 | 19.4 | 21.6 | 22.5 | 23.1 | 22.7 | 22.9 |
| 12386 | (I) | - | - | - | - | - | - | - | - | 1024 | 1024 | - | 4 | - | - | 64 | - | - | 32 | 256 | 128 | 16 | 128 | 128 | 8 | 8 | 4 | 2 |
| | (II) | - | - | - | - | - | - | - | - | 4096 | 2048 | - | 8 | - | - | 128 | - | - | 64 | 512 | 256 | 16 | 128 | 128 | 16 | 8 | 8 | 4 |
| | (III) | - | - | - | - | - | - | - | - | 18.2 | 17.5 | - | 19.1 | - | - | 21.6 | - | - | 21.0 | 17.3 | 16.6 | 22.1 | 16.2 | 19.4 | 22.4 | 21.5 | 21.7 | 22.3 |

(I): Minimum Inhibitory Concentration ($\mu\text{g/mL}$); (II): Minimum Bactericidal Concentration ($\mu\text{g/mL}$); (III): Inhibition Zone Diameter (mm); A, penicillin; B, ceftazolin.

TABLE 9 Antibacterial activity of pyrazole derivatives (4a-j) and pyrazole pyrano[2,3-c]pyrazole derivatives (6a-o) against gram-negative strains.

| Strains | | Pyrazole derivatives | | | | | | | | | | Drugs | | Pyrano[2,3-c]pyrazole derivatives | | | | | | | | | | | | | | | |
|---------|-------|----------------------|----|----|----|----|----|----|----|------|------|-------|------|-----------------------------------|----|------|----|----|------|------|------|------|------|------|------|------|------|------|------|
| | | 4a | 4b | 4c | 4d | 4e | 4f | 4g | 4h | 4i | 4j | A | B | 6a | 6b | 6c | 6d | 6e | 6f | 6g | 6h | 6i | 6j | 6k | 6l | 6m | 6n | 6o | |
| 9610 | (I) | - | - | - | - | - | - | - | - | - | - | - | 64 | - | - | - | - | - | - | - | - | - | - | - | - | - | - | - | - |
| | (II) | - | - | - | - | - | - | - | - | - | - | - | 128 | - | - | - | - | - | - | - | - | - | - | - | - | - | - | - | - |
| | (III) | - | - | - | - | - | - | - | - | - | - | - | 12.0 | - | - | - | - | - | - | - | - | - | - | - | - | - | - | - | - |
| 13313 | (I) | - | - | - | - | - | - | - | - | 1024 | 1024 | - | - | - | - | - | - | - | - | - | - | - | - | - | - | - | 1024 | 512 | 512 |
| | (II) | - | - | - | - | - | - | - | - | 4096 | 2048 | - | - | - | - | - | - | - | - | - | - | - | - | - | - | - | 1024 | 1024 | 512 |
| | (III) | - | - | - | - | - | - | - | - | 10.7 | 12.5 | - | - | - | - | - | - | - | - | - | - | - | - | - | - | - | 13.6 | 12.4 | 12.3 |
| 15442 | (I) | - | - | - | - | - | - | - | - | - | - | - | - | - | - | 2048 | - | - | 2048 | 4096 | 2048 | 1024 | 1024 | 1024 | 512 | 512 | 256 | 128 | |
| | (II) | - | - | - | - | - | - | - | - | - | - | - | - | - | - | 4096 | - | - | 2048 | 4096 | 4096 | 1024 | 2048 | 2048 | 1024 | 512 | 256 | 256 | |
| | (III) | - | - | - | - | - | - | - | - | - | - | - | - | - | - | 11.8 | - | - | 11.2 | 10.1 | 11.4 | 12.3 | 11.9 | 11.5 | 12.4 | 13.6 | 13.8 | 13.5 | |
| 19606 | (I) | - | - | - | - | - | - | - | - | - | 1024 | - | - | - | - | - | - | - | - | - | - | - | - | - | - | - | - | - | 256 |
| | (II) | - | - | - | - | - | - | - | - | - | 2048 | - | - | - | - | - | - | - | - | - | - | - | - | - | - | - | - | - | 512 |
| | (III) | - | - | - | - | - | - | - | - | - | 11.5 | - | - | - | - | - | - | - | - | - | - | - | - | - | - | - | - | - | 12.3 |

(I): Minimum Inhibitory Concentration ($\mu\text{g/mL}$); (II): Minimum Bactericidal Concentration ($\mu\text{g/mL}$); (III): Inhibition Zone Diameter (mm);
A, penicillin; B, cefazolin.

TABLE 10 Antibacterial activity of pyrazole derivatives (4a-j) and pyrazole pyrano[2,3-c]pyrazole derivatives (6a-o) against specialized aquatic strains.

| Strains | | | Pyrazole derivatives | | | | | | | | | | Drugs | | Pyrano[2,3-c]pyrazole derivatives | | | | | | | | | | | | | | |
|---------------|-------|-------|----------------------|------|------|------|------|------|------|------|------|------|-------|------|-----------------------------------|------|------|------|------|------|------|------|------|------|------|------|------|------|------|
| | | | 4a | 4b | 4c | 4d | 4e | 4f | 4g | 4h | 4i | 4j | A | B | 6a | 6b | 6c | 6d | 6e | 6f | 6g | 6h | 6i | 6j | 6k | 6l | 6m | 6n | 6o |
| Gram-positive | 29178 | (I) | 2048 | 256 | 1024 | 512 | 1024 | 512 | 1024 | 128 | 32 | 32 | 32 | 16 | 4096 | - | 512 | 2048 | - | 256 | 2048 | 1024 | 512 | 1024 | 512 | 128 | 32 | 32 | 32 |
| | | (II) | 4096 | 512 | 2048 | 1024 | 2048 | 512 | 1024 | 256 | 64 | 64 | 64 | 64 | 4096 | - | 1024 | 4096 | - | 512 | 4096 | 2048 | 512 | 1024 | 1024 | 256 | 64 | 64 | 64 |
| | | (III) | 11.7 | 13.8 | 12.5 | 11.9 | 13.0 | 13.4 | 11.8 | 14.2 | 15.9 | 16.7 | 16.6 | 14.2 | 10.5 | - | 1024 | 11.2 | - | 13.8 | 12.1 | 15.1 | 14.2 | 14.4 | 15.7 | 13.6 | 15.7 | 15.3 | 15.9 |
| | 43921 | (I) | - | 512 | - | 1024 | 2048 | 512 | 512 | 256 | 256 | 128 | 2 | - | - | - | 128 | 2048 | - | 64 | 512 | 256 | 32 | 256 | 256 | 16 | 4 | 2 | 2 |
| | | (II) | - | 512 | - | 2048 | 4096 | 1024 | 1024 | 256 | 512 | 256 | 4 | - | - | - | 256 | 4096 | - | 128 | 1024 | 512 | 128 | 256 | 256 | 32 | 16 | 4 | 2 |
| | | (III) | - | 12.9 | - | 11.5 | 11.9 | 13.6 | 14.2 | 15.4 | 16.5 | 17.7 | 19.7 | - | - | - | 21.8 | 10.2 | - | 20.7 | 17.6 | 19.3 | 21.5 | 19.8 | 17.5 | 22.9 | 22.6 | 23.5 | 23.1 |
| Gram-negative | 29473 | (I) | - | - | - | - | - | - | - | 2048 | 2048 | - | 32 | - | - | 1024 | - | - | 1024 | 4096 | 4096 | 1024 | 4096 | 2048 | 512 | 256 | 64 | 64 | |
| | | (II) | - | - | - | - | - | - | - | - | 4096 | 4096 | - | 64 | - | - | 1024 | - | - | 2048 | 4096 | 4096 | 1024 | 4096 | 4096 | 512 | 512 | 256 | 128 |
| | | (III) | - | - | - | - | - | - | - | - | 11.6 | 11.1 | - | 15.9 | - | - | 12.8 | - | - | 11.3 | 12.2 | 10.3 | 12.6 | 10.7 | 10.9 | 12.4 | 13.7 | 14.5 | 15.1 |
| | 15947 | (I) | - | - | - | - | - | - | - | - | - | - | 8 | - | - | - | 256 | - | - | 128 | 2048 | 1024 | 64 | 512 | 512 | 16 | 16 | 8 | 4 |
| | | (II) | - | - | - | - | - | - | - | - | - | - | 16 | - | - | - | 512 | - | - | 128 | 2048 | 2048 | 128 | 1024 | 1024 | 64 | 16 | 16 | 8 |
| | | (III) | - | - | - | - | - | - | - | - | - | - | 17.5 | - | - | - | 17.3 | - | - | 16.4 | 15.5 | 14.9 | 18.7 | 17.7 | 16.2 | 17.8 | 19.1 | 19.5 | 19.6 |

(I): Minimum Inhibitory Concentration ($\mu\text{g/mL}$); (II): Minimum Bactericidal Concentration ($\mu\text{g/mL}$); (III): Inhibition Zone Diameter (mm); A, penicillin; B, ceftazolin.

TABLE 11 Antifungal activity of pyrazole derivatives (4a-j) and pyrazole pyrano[2,3-c]pyrazole derivatives (6a-o).

| Strains | | Pyrazole derivatives | | | | | | | | | | Drugs | | Pyrano[2,3-c]pyrazole derivatives | | | | | | | | | | | | | | |
|---------|-------|----------------------|------|------|------|------|------|------|------|------|------|-------|------|-----------------------------------|------|------|------|------|------|------|------|------|------|------|------|------|------|------|
| | | 4a | 4b | 4c | 4d | 4e | 4f | 4g | 4h | 4i | 4j | A | B | 6a | 6b | 6c | 6d | 6e | 6f | 6g | 6h | 6i | 6j | 6k | 6l | 6m | 6n | 6o |
| 10231 | (I) | - | 1024 | - | 4096 | 2048 | 1024 | 2048 | 1024 | 512 | 512 | - | 32 | - | 4096 | 512 | - | 1024 | 512 | 2048 | 1024 | 512 | 1024 | 512 | 256 | 128 | 128 | 64 |
| | (II) | - | 1024 | - | 4096 | 4096 | 2048 | 2048 | 2048 | 1024 | 1024 | - | 64 | - | 4096 | 1024 | - | 2048 | 1024 | 2048 | 2048 | 512 | 2048 | 1024 | 512 | 256 | 256 | 128 |
| | (III) | - | 12.6 | - | 11.4 | 11.7 | 12.1 | 11.8 | 13.0 | 15.9 | 15.5 | - | 21.6 | - | 11.7 | 16.6 | - | 12.3 | 16.9 | 13.5 | 14.1 | 16.3 | 15.9 | 16.9 | 17.8 | 17.6 | 17.3 | 18.4 |
| 32045 | (I) | - | - | - | - | - | - | - | - | - | - | - | 64 | - | - | - | - | - | - | - | - | - | - | - | - | - | - | - |
| | (II) | - | - | - | - | - | - | - | - | - | - | - | 128 | - | - | - | - | - | - | - | - | - | - | - | - | - | - | - |
| | (III) | - | - | - | - | - | - | - | - | - | - | - | 17.2 | - | - | - | - | - | - | - | - | - | - | - | - | - | - | - |
| 7601 | (I) | - | - | - | - | - | - | - | - | 512 | 256 | - | 64 | - | - | - | - | - | - | - | - | - | - | - | - | 256 | 256 | 128 |
| | (II) | - | - | - | - | - | - | - | - | 1024 | 512 | - | 64 | - | - | - | - | - | - | - | - | - | - | - | - | 512 | 256 | 256 |
| | (III) | - | - | - | - | - | - | - | - | 12.7 | 12.8 | - | 20.8 | - | - | - | - | - | - | - | - | - | - | - | - | 13.0 | 14.6 | 14.1 |
| 1022 | (I) | - | 512 | 4096 | 2048 | 2048 | 1024 | 1024 | 512 | 256 | 256 | - | 32 | 2048 | - | 128 | 2048 | - | 64 | 1024 | 512 | 64 | 512 | 256 | 64 | 16 | 16 | 16 |
| | (II) | - | 1024 | 4096 | 4096 | 2048 | 1024 | 2048 | 1024 | 512 | 256 | - | 64 | 4096 | - | 256 | 4096 | - | 128 | 1024 | 1024 | 128 | 512 | 512 | 128 | 32 | 32 | 32 |
| | (III) | - | 12.2 | 14.6 | 14.8 | 13.1 | 13.7 | 13.8 | 12.8 | 15.9 | 15.5 | - | 20.3 | 10.8 | - | 17.9 | 11.8 | - | 18.6 | 1024 | 16.3 | 17.4 | 17.7 | 1024 | 18.2 | 19.5 | 19.8 | 19.3 |

(I): Minimum Inhibitory Concentration ($\mu\text{g/mL}$); (II): Minimum Fungicidal Concentration ($\mu\text{g/mL}$); (III): Inhibition Zone Diameter (mm);
A, tolinaftate; B, terbinafine.

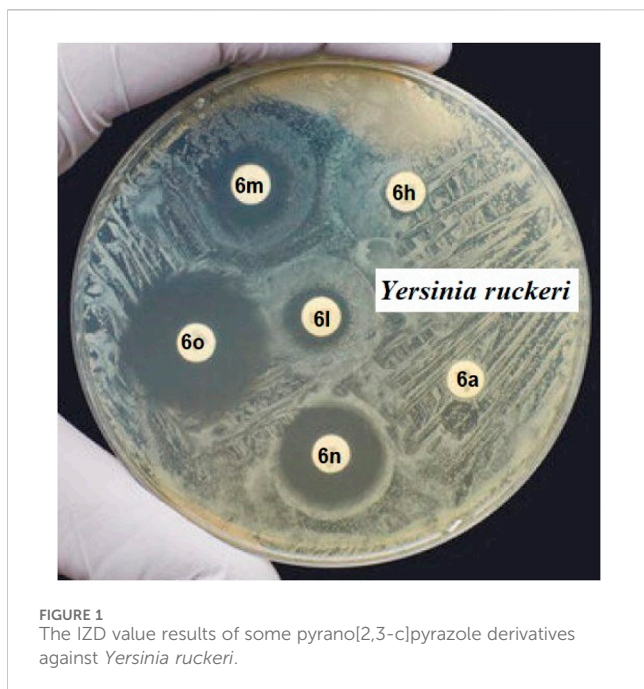


FIGURE 1
The IZD value results of some pyrano[2,3-c]pyrazole derivatives against *Yersinia ruckeri*.

strains than drugs in the market, such as penicillin, cefazolin, Tolnaftate, and Terbinafine. Finally, the relationship between the antimicrobial properties of the derivatives and their structure were observed and reported.

Data availability statement

The original contributions presented in the study are included in the article/Supplementary material, further inquiries can be directed to the corresponding author.

References

- Abshirini, Z., Lotfifar, N., and Zare, A. (2020). A highly effectual and rapid protocol for the synthesis of 5-amino-1, 3-diaryl-1 H-pyrazole-4-carbonitriles using 1, 3-disulfonic acid imidazolium trifluoroacetate as a dual-functional catalyst. *Org. Prep. Proced. Int.* 52, 428–433. doi:10.1080/00304948.2020.1780884
- Amirnejat, S., Nosrati, A., and Javanshir, S. (2020). Superparamagnetic Fe₃O₄@Alginate supported L-arginine as a powerful hybrid inorganic–organic nanocatalyst for the one-pot synthesis of pyrazole derivatives. *Appl. Organomet. Chem.* 34, e5888. doi:10.1002/aoc.5888
- Aryan, R., Beyzaei, H., Nojavan, M., and Rezaei, M. (2017). Novel biocompatible glucose-based deep eutectic solvent as recyclable medium and promoter for expedient multicomponent green synthesis of diverse three and four substituted pyrazole-4-carbonitrile derivatives. *Res. Chem. Intermed.* 43, 4731–4744. doi:10.1007/s11164-017-2908-5
- Bakhtiarian, M., and Khodaei, M. M. (2022). Pyridinium-based dual acidic ionic liquid supported on the pectin for efficient synthesis of pyrazoles. *J. Mol. Liq.* 363, 119883. doi:10.1016/j.molliq.2022.119883
- Becerra, D., Abonia, R., and Castillo, J.-C. (2022). Recent applications of the multicomponent synthesis for bioactive pyrazole derivatives. *Molecules* 27, 4723. doi:10.3390/molecules27154723
- Bhaskaruni, S. V., Maddila, S., Gangu, K. K., and Jonnalagadda, S. B. (2020). A review on multi-component green synthesis of N-containing heterocycles using mixed oxides as heterogeneous catalysts. *Arabian J. Chem.* 13, 1142–1178. doi:10.1016/j.arabj.2017.09.016
- Biglari, M., Shirini, F., Mahmoodi, N. O., Zabihzadeh, M., and Mashhadinezhad, M. (2020). A choline chloride-based deep eutectic solvent promoted three-component synthesis of tetrahydrobenzo [b] pyran and pyrano [2, 3-d] pyrimidinone (thione) derivatives. *J. Mol. Struct.* 1205, 127652. doi:10.1016/j.molstruc.2019.127652
- Calvo-Flores, F. G., and Mingorance-Sánchez, C. (2021). Deep eutectic solvents and multicomponent reactions: two convergent items to green chemistry strategies. *ChemistryOpen* 10, 815–829. doi:10.1002/open.202100137
- Cui, H., Wu, Z., Zhang, L., Ma, Q., Cai, D., Zhang, J., et al. (2023). Design, synthesis, antibacterial activity, and mechanism of novel mesoionic compounds based on natural pyrazole isolated from an endophytic fungus *Colletotrichum gloeosporioides*. *J. Agric. Food Chem.* 71, 10018–10027. doi:10.1021/acs.jafc.3c02908
- El Mejdoubi, K., Sallek, B., Digua, K., Chair, H., and Oudadesse, H. (2019). Natural phosphate K09 as a new reusable catalyst for the synthesis of dihydropyran [2, 3-c] pyrazole derivatives at room temperature. *Kinet. Catal.* 60, 536–542. doi:10.1134/s0023158419040098
- Fekri, L. Z., Nikpassand, M., Mostaghim, S., and Marvi, O. (2020). Green catalyst-free multi-component synthesis of aminobenzochromenes in deep eutectic solvents. *Org. Prep. Proced. Int.* 52, 81–90. doi:10.1080/00304948.2020.1714319
- Ghorbani, S., Habibi, D., and Heydari, S. (2022). A phenylazophenylenediamine-based La-complex as a superb nanocatalyst for the synthesis of diverse pyrano [2, 3-c] pyrazoles. *J. Mol. Struct.* 1260, 132713. doi:10.1016/j.molstruc.2022.132713
- Ghorbani, S., Habibi, D., Heydari, S., and Ebrahimiasl, H. (2023). The acid modified magnetic carbon quantum dots as a capable nano-catalyst for the synthesis of pyridines and pyrazoles. *Inorg. Chem. Commun.* 156, 111258. doi:10.1016/j.inoche.2023.111258
- Igei, M., Bakavoli, M., Shiri, A., Ebrahimpour, Z., Azizollahi, H., Beyzaei, H., et al. (2016). Synthesis of some new pyrindo [4, 5-e] tetrazolo [5, 1-b] [1, 3, 4] thiadiazine

Author contributions

IH: Project administration, Writing–review and editing. HT: Conceptualization, Writing–review and editing. AHA-S: Methodology, Writing–original draft. BA: Validation, Writing–original draft. TQ: Formal Analysis, Writing–original draft. MK: Resources, Writing–review and editing. TA: Data curation, Writing–original draft. EA: Methodology, Writing–original draft. EH: Investigation, Writing–original draft. AhA: Supervision, Writing–original draft. ALA: Funding acquisition, Writing–original draft.

Funding

The author(s) declare financial support was received for the research, authorship, and/or publication of this article. The authors extend their appreciation to the Deanship of Scientific Research at King Khalid University for funding this work through the large research group program under grant number R.G.P.02/535/44.

Conflict of interest

The authors declare that the research was conducted in the absence of any commercial or financial relationships that could be construed as a potential conflict of interest.

Publisher's note

All claims expressed in this article are solely those of the authors and do not necessarily represent those of their affiliated organizations, or those of the publisher, the editors and the reviewers. Any product that may be evaluated in this article, or claim that may be made by its manufacturer, is not guaranteed or endorsed by the publisher.

- derivatives via an S–N type Smiles rearrangement and their antibacterial evaluation. *J. Chem. Res.* 40, 628–632. doi:10.3184/174751916x14742893137631
- Javahershenas, R. (2023). Recent advances in the application of deep eutectic solvents for the synthesis of Spiro heterocyclic scaffolds via multicomponent reactions. *J. Mol. Liq.* 385, 122398. doi:10.1016/j.molliq.2023.122398
- John, S. E., Gulati, S., and Shankaraiah, N. (2021). Recent advances in multicomponent reactions and their mechanistic insights: a triennium review. *Org. Chem. Front.* 8, 4237–4287. doi:10.1039/d0qo01480j
- Karrabi, M., Malmir, M., Heravi, M. M., and Hosseinejad, T. (2023). A theoretical and experimental study on ecofriendly-one-pot synthesis of pyrazolopyranopyrimidines catalyzed by CuO functionalized montmorillonite. *Inorg. Chem. Commun.* 149, 110367. doi:10.1016/j.inoche.2022.110367
- Khademi, S., Zahmatkesh, S., Aghili, A., and Badri, R. (2021). Tungstic acid (H_4WO_6) immobilized on magnetic-based zirconium amino acid metal-organic framework: an efficient heterogeneous Brønsted acid catalyst for 1-(4-phenyl)-2,4-dihydropyrano[2,3-c] pyrazole derivatives preparation. *Appl. Organomet. Chem.* 35, e6192. doi:10.1002/aoc.6192
- Khazaal, S., and Ibraheam, S. Y. (2022). One-pot synthesis of new pyranopyrazoles via domino multicomponent reaction. *Egypt. J. Chem.* 65, 259–265. doi:10.21608/EJCHEM.2022.115337.5232
- Kiyani, H., and Bamdad, M. (2018). Sodium ascorbate as an expedient catalyst for green synthesis of polysubstituted 5-aminopyrazole-4-carbonitriles and 6-amino-1, 4-dihydropyrano [2, 3-c] pyrazole-5-carbonitriles. *Res. Chem. Intermed.* 44, 2761–2778. doi:10.1007/s11164-018-3260-0
- Kondabanthini, S., Katari, N. K., Srimannarayana, M., Gundla, R., Kapavarapu, R., and Pal, M. (2022). Wang resin catalyzed sonochemical synthesis of dihydropyrano [2, 3-c] pyrazole derivatives and their interactions with SIRT1. *J. Mol. Struct.* 1266, 133527. doi:10.1016/j.molstruc.2022.133527
- Küçükgüzel, Ş. G., and Şenkardeş, S. (2015). Recent advances in bioactive pyrazoles. *Eur. J. Med. Chem.* 97, 786–815. doi:10.1016/j.ejmech.2014.11.059
- Kumar, S., Jain, S., Nehra, M., Dilbaghi, N., Marrazza, G., and Kim, K.-H. (2020). Green synthesis of metal-organic frameworks: a state-of-the-art review of potential environmental and medical applications. *Coord. Chem. Rev.* 420, 213407. doi:10.1016/j.ccr.2020.213407
- Kumar, V., Kaur, K., Gupta, G. K., and Sharma, A. K. (2013). Pyrazole containing natural products: synthetic preview and biological significance. *Eur. J. Med. Chem.* 69, 735–753. doi:10.1016/j.ejmech.2013.08.053
- Mamaghani, M., and Hossein Nia, R. (2021). A review on the recent multicomponent synthesis of pyranopyrazoles. *Polycycl. Aromat. Compd.* 41, 223–291. doi:10.1080/10406638.2019.1584576
- Mathavan, S., and Yamajala, R. B. (2023). Potassium dihydrogen phosphate-catalyzed synthesis of benzylpyrazolyl coumarin and pyrano [2, 3-c] pyrazole derivatives via cascade—one-pot—multicomponent reaction. *J. Heterocycl. Chem.* 60, 123–133. doi:10.1002/jhet.4569
- Moghaddam, F. M., Aghili, S., Daneshfar, M., Moghimi, H., and Daneshfar, Z. (2023). Bread waste in the form of CoFe₂O₄@ TBW catalyst was used as a green biocatalyst to synthesize pyranopyrazole and tetraketone derivatives. *Res. Chem. Intermed.* 49, 1507–1543. doi:10.1007/s11164-022-04934-z
- Moghaddam-Manesh, M., and Hosseinzadegan, S. (2021). Introducing new method for the synthesis of polycyclic compounds containing [1, 3] dithiine derivatives, with anticancer and antibacterial activities against common bacterial strains between aquatic and human. *J. Heterocycl. Chem.* 58, 2174–2180. doi:10.1002/jhet.4345
- Mohamadpour, F. (2020). Catalyst-free green synthesis of dihydropyrano [2, 3-c] pyrazole scaffolds assisted by ethylene glycol (EG) as a reusable and biodegradable solvent medium. *J. Chem. Sci.* 132, 72–79. doi:10.1007/s12039-020-01775-4
- Mohamed, E. A., Abdelmajeid, A., Behalo, M., Abel-Maaboud, A., and Hebaish, K. (2022). Green synthesis, cytotoxicity and antimicrobial activities of some new pyrazolines, pyrimidines and naphthyridines based on 1, 3-di (thien-2-yl) prop-2-en-1-one using choline chloride-urea mixture as A deep eutectic solvent. *Egypt. J. Chem.* 65, 651–663.
- Mokariya, J. A., Rajani, D. P., and Patel, M. P. (2022). Anomaly of pyrano [2, 3-c] pyrazole synthesis towards pyrazolyl-aryl-methyl-malononitrile derivatives and their antimicrobial activity. *ChemistrySelect* 7, e202201341. doi:10.1002/slct.202201341
- Nemati, R., Elhamifar, D., Zarnegaryan, A., and Shaker, M. (2021). Core-shell structured magnetite silica-supported hexatungstate: a novel and powerful nanocatalyst for the synthesis of biologically active pyrazole derivatives. *Appl. Organomet. Chem.* 35, e6409. doi:10.1002/aoc.6409
- Nguyen, H. T., Van Le, T., and Tran, P. H. (2021). AC-SO₃H/[CholineCl] [Urea] 2 as a green catalytic system for the synthesis of pyrano [2, 3-c] pyrazole scaffolds. *J. Environ. Chem. Eng.* 9, 105228. doi:10.1016/j.jece.2021.105228
- Nishanth Rao, R., Jena, S., Mukherjee, M., Maiti, B., and Chanda, K. (2021). Green synthesis of biologically active heterocycles of medicinal importance: a review. *Environ. Chem. Lett.* 19, 3315–3358. doi:10.1007/s10311-021-01232-9
- Pandey, A., Kumar, A., and Shrivastava, S. (2021). Sugarcane bagasse ash-based silica-supported boric acid (SBA-SiO₂-H₃BO₃): a versatile and reusable catalyst for the synthesis of 1, 4-dihydropyrano [2, 3c] pyrazole derivatives. *Russ. J. Org. Chem.* 57, 653–660. doi:10.1134/s1070428021040229
- Parikh, P. H., Timaniya, J. B., Patel, M. J., and Patel, K. P. (2022). Microwave-assisted synthesis of pyrano [2, 3-c]-pyrazole derivatives and their anti-microbial, anti-malarial, anti-tubercular, and anti-cancer activities. *J. Mol. Struct.* 1249, 131605. doi:10.1016/j.molstruc.2021.131605
- Patki, A. S., Patil, K. N., Kusuma, S., Muley, D. B., and Jadhav, A. H. (2021). One-pot synthesis of multicomponent pyrazole-4-carbonitrile derivatives under solvent-free condition by using engineered polyvinyl alcohol catalyst. *Res. Chem. Intermed.* 47, 2751–2773. doi:10.1007/s11164-021-04450-6
- Poonam, S., and Singh, R. (2019). Facile one-pot synthesis of 5-amino-1 H-pyrazole-4-carbonitriles using alumina-silica-supported MnO₂ as recyclable catalyst in water. *Res. Chem. Intermed.* 45, 4531–4542. doi:10.1007/s11164-019-03847-8
- Ramadan, M., Aly, A. A., El-Haleem, L. E. A., Alshammari, M. B., and Bräse, S. (2021). Substituted pyrazoles and their heteroannulated analogs—recent syntheses and biological activities. *Molecules* 26, 4995. doi:10.3390/molecules26164995
- Rushell, E., Tailor, Y. K., Khandewal, S., Verma, K., Agarwal, M., and Kumar, M. (2019). Deep eutectic solvent promoted synthesis of structurally diverse hybrid molecules with privileged heterocyclic substructures. *New J. Chem.* 43, 12462–12467. doi:10.1039/c9nj02694k
- Shinde, S. K., Patil, M. U., Damate, S. A., and Patil, S. S. (2018). Synergetic effects of naturally sourced metal oxides in organic synthesis: a greener approach for the synthesis of pyrano [2, 3-c] pyrazoles and pyrazolyl-4 H-chromenes. *Res. Chem. Intermed.* 44, 1775–1795. doi:10.1007/s11164-017-3197-8
- Sikandar, S., and Zahoor, A. F. (2021). Synthesis of pyrano [2, 3-c] pyrazoles: a review. *J. Heterocycl. Chem.* 58, 685–705. doi:10.1002/jhet.4191
- Suksatan, W., Kazemzadeh, P., Afzali, D., Moghaddam-Manesh, M., Chauhan, N. P. S., and Sargazi, G. (2022). A controllable study on ultrasound assisted synthesis of a novel Ni/Zn based hybrid MOF nanostructures for Dextranase immobilization. *Inorg. Chem. Commun.* 139, 109410. doi:10.1016/j.inoche.2022.109410
- Suryakumari, A., and Sudhakar, C. (2023). One-pot synthesis of 1, 4 dihydro pyrano [2, 3-c] pyrazole using chitosan-p-toluene sulfonate as a biodegradable catalyst in an aqueous medium. *Lett. Org. Chem.* 20, 596–602. doi:10.2174/1570178620666221216144752
- Vanegas, S., Rodríguez, D., and Ochoa-Puentes, C. (2019). An efficient and eco-friendly one-pot synthesis of pyrazolopyridines mediated by choline chloride/urea eutectic mixture. *ChemistrySelect* 4, 3131–3134. doi:10.1002/slct.201900314
- Vasava, M. S., Bhoi, M. N., Rathwa, S. K., Shetty, S. S., Patel, R. D., Rajani, D. P., et al. (2019). Novel 1, 4-dihydropyrano [2, 3-c] pyrazole derivatives: synthesis, characterization, biological evaluation and *in silico* study. *J. Mol. Struct.* 1181, 383–402. doi:10.1016/j.molstruc.2018.12.053
- Yadav, A., and Pandey, S. (2014). Densities and viscosities of (choline chloride+ urea) deep eutectic solvent and its aqueous mixtures in the temperature range 293.15 K to 363.15 K. *J. Chem. Eng. Data* 59, 2221–2229. doi:10.1021/je5001796
- Yahiaoui, A. A., Ghichi, N., Hannachi, D., Djedouani, A., Meskaldji, S., Merazig, H., et al. (2022). Synthesis, XRD/HSA-interactions, biological activity, optical and nonlinear optical responses studies of new pyran derivative. *J. Mol. Struct.* 1263, 133161. doi:10.1016/j.molstruc.2022.133161
- Yekke-Ghasemi, Z., Heravi, M. M., Malmir, M., Jahani, G., Bisafar, M. B., and Mirzaei, M. (2022). Fabrication of heterogeneous-based lacunary polyoxometalates as efficient catalysts for the multicomponent and clean synthesis of pyrazolopyranopyrimidines. *Inorg. Chem. Commun.* 140, 109456. doi:10.1016/j.inoche.2022.109456