



THE UNIVERSITY *of* EDINBURGH

Edinburgh Research Explorer

Protocol for the development of a multidisciplinary clinical practice guideline for the care of patients with chronic subdural haematoma

Citation for published version:

Stubbs, DJ, Davies, BM, Dixon-Woods, M, Bashford, TH, Braude, P, Bulters, D, Camp, S, Carr, G, Coles, JP, Dhesi, J, Dinsmore, J, Edlmann, E, Evans, NR, Figaji, A, Foster, E, Lecky, F, Koliass, A, Joannides, A, Moppett, I, Nathanson, M, Newcombe, V, Owen, N, Peterman, L, Proffitt, A, Skiterall, C, Whitfield, P, Wilson, SR, Zolnourian, A, Amarouche, M, Ansari, A, Borg, N, Brennan, PM, Brown, C, Corbett, C, Dammers, R, Das, T, Feilding, E, Galea, M, Gillespie, C, Glancz, L, Gooding, F, Grange, R, Gray, N, Hartley, P, Hassan, T, Holl, D, Jones, J, Knight, R, Luoma, V, Mee, H, Minett, T, Novak, S, Peck, G, Ralhan, S, Ramshaw, J, Richardson, D, Sadek, A-R, Sheehan, K, Sheppard, F, Shipway, D, Singh, N, Smith, M, Sturley, R, Swart, M, Thomas, W, Uprichard, J, Yeardeley, V, Menon, DK & Hutchinson, PJ 2024, 'Protocol for the development of a multidisciplinary clinical practice guideline for the care of patients with chronic subdural haematoma', *Wellcome Open Research*, vol. 8, pp. 390. <https://doi.org/10.12688/wellcomeopenres.18478.1>

Digital Object Identifier (DOI):

[10.12688/wellcomeopenres.18478.1](https://doi.org/10.12688/wellcomeopenres.18478.1)

Link:

[Link to publication record in Edinburgh Research Explorer](#)

Document Version:

Publisher's PDF, also known as Version of record

Published In:

Wellcome Open Research

General rights

Copyright for the publications made accessible via the Edinburgh Research Explorer is retained by the author(s) and / or other copyright owners and it is a condition of accessing these publications that users recognise and abide by the legal requirements associated with these rights.

Take down policy

The University of Edinburgh has made every reasonable effort to ensure that Edinburgh Research Explorer content complies with UK legislation. If you believe that the public display of this file breaches copyright please contact openaccess@ed.ac.uk providing details, and we will remove access to the work immediately and investigate your claim.





STUDY PROTOCOL

Protocol for the development of a multidisciplinary clinical practice guideline for the care of patients with chronic subdural haematoma [version 1; peer review: 1 approved, 2 approved with reservations]

Daniel J Stubbs ^{1,2}, Benjamin M Davies³, Mary Dixon-Woods⁴, Thomas H Bashford ^{1,2}, Philip Braude⁵, Diedrik Bulters⁶, Sophie Camp^{7,8}, Georgina Carr⁹, Jonathan P Coles ¹, Jugdeep Dhesi ¹⁰, Judith Dinsmore ¹¹, Ellie Edlmann¹², Nicholas R Evans ¹³, Anthony Figaji ¹⁴, Emily Foster¹⁵, Fiona Lecky¹⁶, Angelos Koliass³, Alexis Joannides³, Iain Moppett¹⁷, Mike Nathanson¹⁸, Virginia Newcombe¹, Nicola Owen¹⁹, Lisa Peterman²⁰, Amy Proffitt²¹, Charlotte Skiterall²², Peter Whitfield¹², Sally R Wilson²³, Ardan Zolnourian⁶, Meriem Amarouche²⁴, Akbar Ansari⁴, Nick Borg²⁵, Paul M Brennan ²⁶, Charlotte Brown²⁷, Christopher Corbett²⁸, Ruben Dammers²⁹, Tilak Das³⁰, Emily Feilding³¹, Marilise Galea⁶, Conor Gillespie³, Laurence Glancz ³², Felix Gooding³³, Robert Grange⁵, Natalie Gray³⁴, Peter Hartley³⁵, Taj Hassan³⁶, Dana Holl ³⁷, Julia Jones ²⁴, Richard Knight³⁸, Val Luoma²³, Harry Mee ³⁹, Thais Minett⁴⁰, Stephen Novak⁴¹, George Peck ⁴², Shvaita Ralhan⁴³, Jennifer Ramshaw²⁷, Davina Richardson⁴⁴, Ahmed-Ramadan Sadek⁴⁵, Katie Sheehan⁴⁶, Francoise Sheppard⁴⁷, David Shipway ⁵, Navneet Singh²⁴, Martin Smith⁴⁸, Rhonda Sturley⁴⁹, Michael Swart⁵⁰, William Thomas⁵¹, James Uprichard⁵², Vickie Yeardley^{8,53}, David K Menon¹, Peter J Hutchinson³

¹Division of Perioperative, Acute, and Critical care, University of Cambridge Addenbrooke's Hospital Cambridge, Cambridge, UK

²Healthcare Design Group, Department of Engineering, University of Cambridge, Cambridge, UK

³Department of Clinical Neurosurgery, University of Cambridge Addenbrooke's Hospital Cambridge, Cambridge, UK

⁴The Healthcare Improvement Studies (THIS) Institute, University of Cambridge, Cambridge, UK

⁵Department of Medicine for Older People, North Bristol NHS Trust, Bristol, UK

⁶Department of Neurosurgery, University Hospital Southampton, Southampton, UK

⁷Department of Neurosurgery, Imperial College Healthcare NHS Trust, London, UK

⁸Imperial College Healthcare NHS Trust, London, UK

⁹The Neurological Alliance, London, UK

¹⁰Department of Geriatric Medicine, Guy's and St Thomas' NHS Foundation Trust, London, UK

¹¹Department of Anaesthesia, St George's University NHS Trust, London, UK

¹²Department of Neurosurgery, University Hospitals Plymouth NHS Trust, Plymouth, UK

¹³Department of Clinical Neurosciences, University of Cambridge, Cambridge, UK

¹⁴Department of Neurosurgery, University of Cape Town, Cape Town, South Africa

- ¹⁵Department of Clinical Neurosciences, Royal Infirmary of Edinburgh, Edinburgh, UK
- ¹⁶Department of Emergency Medicine, University of Sheffield, Sheffield, UK
- ¹⁷Department of Anaesthesia and Perioperative Medicine, University of Nottingham, Nottingham, UK
- ¹⁸Department of Anaesthesia, Nottingham University Hospitals NHS Trust, Nottingham, UK
- ¹⁹Department of Neurosurgery, Cambridge University Hospitals NHS Foundation Trust, Cambridge, UK
- ²⁰ExEp Consulting, Calgary, Canada
- ²¹Department of Palliative Medicine, Barts and The London NHS Trust, London, UK
- ²²Pharmacy Department, Manchester University NHS Foundation Trust, Manchester, UK
- ²³Department of Anaesthesia and Critical Care, National Hospital for Neurology and Neurosurgery, London, UK
- ²⁴Department of Neurosurgery, St George's Hospital, London, UK
- ²⁵Department of Neurosurgery, University of Nebraska Medical Center, Omaha, Nebraska, USA
- ²⁶Centre for Clinical Brain Sciences, University of Edinburgh, Edinburgh, UK
- ²⁷Pharmacy Department, Cambridge University Hospitals NHS Foundation Trust, Cambridge, UK
- ²⁸ACP in Emergency Medicine, Norfolk & Norwich University Hospital, Norwich, UK
- ²⁹Neurosurgeon, Erasmus MC Stroke Center, Erasmus University Medical Center, Rotterdam, The Netherlands
- ³⁰Consultant Neuroradiologist, Cambridge University Hospitals NHS Foundation Trust, Cambridge, UK
- ³¹Consultant Geriatrician (Major Trauma), Salford Royal Hospital, Salford, UK
- ³²Department of Neurosurgery, Nottingham University Hospitals NHS Trust, Nottingham, UK
- ³³Department of Emergency Medicine, St Thomas' Hospital, London, UK
- ³⁴Department of Physiotherapy, Queen's Medical Centre, Nottingham University Hospitals NHS Trust, Nottingham, UK
- ³⁵Department of Physiotherapy, Cambridge University Hospitals NHS Foundation Trust, Cambridge, UK
- ³⁶Department of Emergency Medicine, Leeds Teaching Hospitals NHS Trust, Leeds, UK
- ³⁷Department of Neurosurgery, Erasmus Medical Center, Rotterdam, The Netherlands
- ³⁸The Burwell Surgery, Cambridge, UK
- ³⁹Department of Rehabilitation Medicine, Cambridge University Hospitals NHS Foundation Trust, Cambridge, UK
- ⁴⁰Department of Radiology, Cambridge University Hospitals NHS Foundation Trust, Cambridge, UK
- ⁴¹Department of Rehabilitation Medicine, North Bristol NHS Trust, Bristol, UK
- ⁴²Department of Geriatric Medicine, Imperial College London, London, UK
- ⁴³Department of Geriatric Medicine, Oxford University Hospitals NHS Foundation Trust, Oxford, UK
- ⁴⁴Department of Neurosciences, Imperial College Healthcare NHS Trust, London, UK
- ⁴⁵Department of Neurosurgery, Barking Havering Redbridge University Trust, Romford, UK
- ⁴⁶Rehabilitation and Health Services Research, Kings College, London, UK
- ⁴⁷Department of Emergency Medicine, Norfolk and Norwich University Hospitals NHS Foundation Trust, Norwich, UK
- ⁴⁸Department of Emergency Medicine, Salford Royal NHS Foundation Trust, Salford, UK
- ⁴⁹Department of Geriatric Medicine, St George's, University of London, London, UK
- ⁵⁰Department of Anaesthesia, Torbay and South Devon NHS Foundation Trust, Torquay, UK
- ⁵¹Department of Haematology, Cambridge University Hospitals NHS Foundation Trust, Cambridge, UK
- ⁵²Department of Haematology, St George's Hospital, London, UK
- ⁵³Central London Community Healthcare NHS Trust, London, UK




V1 First published: 01 Sep 2023, 8:390
<https://doi.org/10.12688/wellcomeopenres.18478.1>
 Latest published: 01 Sep 2023, 8:390
<https://doi.org/10.12688/wellcomeopenres.18478.1>

Abstract

Introduction: A common neurosurgical condition, chronic subdural haematoma (cSDH) typically affects older people with other underlying health conditions. The care of this potentially vulnerable cohort is often, however, fragmented and suboptimal. In other complex conditions, multidisciplinary guidelines have transformed patient experience and outcomes, but no such framework exists for cSDH. This paper outlines a protocol to develop the first

Open Peer Review

Approval Status 

	1	2	3
version 1			
01 Sep 2023	view	view	view

1. **Hiren Patel**, Salford Royal Foundation Trust, Salford, UK


comprehensive multidisciplinary guideline from diagnosis to long-term recovery with cSDH.

Methods: The project will be guided by a steering group of key stakeholders and professional organisations and will feature patient and public involvement. Multidisciplinary thematic working groups will examine key aspects of care to formulate appropriate, patient-centered research questions, targeted with evidence review using the GRADE framework. The working groups will then formulate draft clinical recommendations to be used in a modified Delphi process to build consensus on guideline contents.

Conclusions: We present a protocol for the development of a multidisciplinary guideline to inform the care of patients with a cSDH, developed by cross-disciplinary working groups and arrived at through a consensus-building process, including a modified online Delphi.

Keywords

Chronic Subdural Haematoma, Neurosurgery, Perioperative Medicine, Protocol, Clinical Practice Guideline

2. **Atakan Orscelik** , University of California
San Francisco, San Francisco, USA

3. **Sae-Yeon Won**, University of Rostock,
Rostock, Germany

Any reports and responses or comments on the article can be found at the end of the article.

Corresponding authors: Daniel J Stubbs (djs225@cam.ac.uk), Benjamin M Davies (bd375@cam.ac.uk), Mary Dixon-Woods (mary.dixon-woods@thisinstitute.cam.ac.uk)

Author roles: **Stubbs DJ:** Conceptualization, Funding Acquisition, Investigation, Methodology, Project Administration, Writing – Original Draft Preparation, Writing – Review & Editing; **Davies BM:** Conceptualization, Funding Acquisition, Methodology, Project Administration, Writing – Review & Editing; **Dixon-Woods M:** Formal Analysis, Methodology, Supervision, Visualization, Writing – Review & Editing; **Bashford TH:** Project Administration, Supervision, Writing – Review & Editing; **Braude P:** Investigation, Writing – Review & Editing; **Bulters D:** Investigation, Writing – Review & Editing; **Camp S:** Investigation, Writing – Review & Editing; **Carr G:** Investigation, Writing – Review & Editing; **Coles JP:** Investigation, Supervision, Writing – Review & Editing; **Dhesi J:** Investigation, Writing – Review & Editing; **Dinsmore J:** Investigation, Writing – Review & Editing; **Edlmann E:** Investigation, Writing – Review & Editing; **Evans NR:** Investigation, Writing – Review & Editing; **Figaji A:** Investigation, Writing – Review & Editing; **Foster E:** Investigation, Writing – Review & Editing; **Lecky F:** Investigation, Writing – Review & Editing; **Kolias A:** Investigation, Writing – Review & Editing; **Joannides A:** Investigation, Supervision, Writing – Review & Editing; **Moppett I:** Investigation, Writing – Review & Editing; **Nathanson M:** Investigation, Writing – Review & Editing; **Newcombe V:** Investigation, Writing – Review & Editing; **Owen N:** Investigation, Writing – Review & Editing; **Peterman L:** Conceptualization, Investigation, Methodology, Project Administration, Writing – Review & Editing; **Proffitt A:** Investigation, Writing – Review & Editing; **Skiterall C:** Investigation, Writing – Review & Editing; **Whitfield P:** Investigation, Writing – Review & Editing; **Wilson SR:** Investigation, Writing – Review & Editing; **Zolnourian A:** Investigation, Writing – Review & Editing; **Amarouche M:** Investigation, Writing – Review & Editing; **Ansari A:** Methodology, Writing – Review & Editing; **Borg N:** Investigation, Writing – Review & Editing; **Brennan PM:** Investigation, Writing – Review & Editing; **Brown C:** Investigation, Writing – Review & Editing; **Corbett C:** Investigation, Writing – Review & Editing; **Dammers R:** Investigation, Writing – Review & Editing; **Das T:** Investigation, Writing – Review & Editing; **Feilding E:** Writing – Review & Editing; **Galea M:** Investigation, Writing – Review & Editing; **Gillespie C:** Investigation, Methodology, Writing – Review & Editing; **Glancz L:** Investigation, Writing – Review & Editing; **Gooding F:** Investigation, Writing – Review & Editing; **Grange R:** Investigation, Writing – Review & Editing; **Gray N:** Investigation, Writing – Review & Editing; **Hartley P:** Investigation, Writing – Review & Editing; **Hassan T:** Writing – Review & Editing; **Holl D:** Investigation, Writing – Review & Editing; **Jones J:** Investigation, Writing – Review & Editing; **Knight R:** Investigation, Writing – Review & Editing; **Luoma V:** Investigation, Writing – Review & Editing; **Mee H:** Investigation, Writing – Review & Editing; **Minett T:** Investigation, Writing – Review & Editing; **Novak S:** Investigation, Writing – Review & Editing; **Peck G:** Investigation, Writing – Review & Editing; **Ralhan S:** Investigation, Writing – Review & Editing; **Ramshaw J:** Investigation, Writing – Review & Editing; **Richardson D:** Investigation, Writing – Review & Editing; **Sadek AR:** Investigation, Writing – Review & Editing; **Sheehan K:** Investigation, Writing – Review & Editing; **Sheppard F:** Investigation, Writing – Review & Editing; **Shipway D:** Investigation; **Singh N:** Investigation, Writing – Review & Editing; **Smith M:** Investigation, Writing – Review & Editing; **Sturley R:** Investigation, Writing – Review & Editing; **Swart M:** Investigation, Writing – Review & Editing; **Thomas W:** Investigation, Writing – Review & Editing; **Uprichard J:** Investigation, Writing – Review & Editing; **Yeardley V:** Investigation, Writing – Review & Editing; **Menon DK:** Conceptualization, Investigation, Supervision, Writing – Review & Editing; **Hutchinson PJ:** Investigation, Supervision, Writing – Review & Editing

Competing interests: No competing interests were disclosed.

Grant information: This work is supported by Wellcome [220542, <https://doi.org/10.35802/220542>]; a clinician PhD fellowship to DJS from October 2018 to March 2023]. BMD is funded by a NIHR Clinical Doctoral Research Fellowship: NIHR300696. This project is funded by the Association of Anaesthetists/Anaesthesia via the National Institute for Academic Anaesthesia (NIAA) (WKRO-2021-0014) and the Health Foundation's grant to The Healthcare Improvement Studies Institute (THIS Institute), with early work funded by the Addenbrookes Charitable Trust (ACT) (900268). The Health Foundation is an independent charity committed to bringing about better health and health care for people in the UK. This research was supported by the NIHR Cambridge Biomedical Centre (BRC 1215 20014). The views expressed in this article are those of the authors and not necessarily those of the NHS, the NIHR, or the Department of Health and Social Care.

The funders had no role in study design, data collection and analysis, decision to publish, or preparation of the manuscript.

Copyright: © 2023 Stubbs DJ *et al.* This is an open access article distributed under the terms of the [Creative Commons Attribution License](https://creativecommons.org/licenses/by/4.0/), which permits unrestricted use, distribution, and reproduction in any medium, provided the original work is properly cited.

How to cite this article: Stubbs DJ, Davies BM, Dixon-Woods M *et al.* **Protocol for the development of a multidisciplinary clinical practice guideline for the care of patients with chronic subdural haematoma [version 1; peer review: 1 approved, 2 approved with reservations]** Wellcome Open Research 2023, 8:390 <https://doi.org/10.12688/wellcomeopenres.18478.1>

First published: 01 Sep 2023, 8:390 <https://doi.org/10.12688/wellcomeopenres.18478.1>



STUDY PROTOCOL

Protocol for the development of a multidisciplinary clinical practice guideline for the care of patients with chronic subdural haematoma [version 1; peer review: awaiting peer review]

Daniel J Stubbs ^{1,2}, Benjamin M Davies³, Mary Dixon-Woods⁴, Thomas H Bashford ^{1,2}, Philip Braude⁵, Diedrik Bulters⁶, Sophie Camp^{7,8}, Georgina Carr⁹, Jonathan P Coles ¹, Jugdeep Dhesi ¹⁰, Judith Dinsmore ¹¹, Ellie Edlmann¹², Nicholas R Evans ¹³, Anthony Figaji ¹⁴, Emily Foster¹⁵, Fiona Lecky¹⁶, Angelos Kolias³, Alexis Joannides³, Iain Moppett¹⁷, Mike Nathanson¹⁸, Virginia Newcombe¹, Nicola Owen¹⁹, Lisa Peterman²⁰, Amy Proffitt²¹, Charlotte Skiterall²², Peter Whitfield¹², Sally R Wilson²³, Ardalan Zolnourian⁶, Meriem Amarouche²⁴, Akbar Ansari⁴, Nick Borg²⁵, Paul M Brennan ²⁶, Charlotte Brown²⁷, Marilise Galea⁶, Conor Gillespie³, Laurence Glancz²⁸, Felix Gooding²⁹, Robert Grange⁵, Natalie Gray³⁰, Peter Hartley³¹, Taj Hassan³², Dana Holl ³³, Julia Jones ²⁴, Richard Knight³⁴, Val Luoma²³, Harry Mee ³⁵, Thais Minett³⁶, Stephen Novak³⁷, George Peck ³⁸, Shvaita Ralhan³⁹, Jennifer Ramshaw²⁷, Davina Richardson⁴⁰, Ahmed-Ramadan Sadek⁴¹, Katie Sheehan⁴², Francoise Sheppard⁴³, David Shipway ⁵, Navneet Singh²⁴, Martin Smith⁴⁴, Rhonda Sturley⁴⁵, Michael Swart⁴⁶, William Thomas⁴⁷, James Uprichard⁴⁸, Vickie Yeardley^{8,49}, David K Menon¹, Peter J Hutchinson³

¹Division of Perioperative, Acute, and Critical care, University of Cambridge Addenbrooke's Hospital Cambridge, Cambridge, UK

²Healthcare Design Group, Department of Engineering, University of Cambridge, Cambridge, UK

³Department of Clinical Neurosurgery, University of Cambridge Addenbrooke's Hospital Cambridge, Cambridge, UK

⁴The Healthcare Improvement Studies (THIS) Institute, University of Cambridge, Cambridge, UK

⁵Department of Medicine for Older People, North Bristol NHS Trust, Bristol, UK

⁶Department of Neurosurgery, University Hospital Southampton, Southampton, UK

⁷Department of Neurosurgery, Imperial College Healthcare NHS Trust, London, UK

⁸Imperial College Healthcare NHS Trust, London, UK

⁹The Neurological Alliance, London, UK

¹⁰Department of Geriatric Medicine, Guy's and St Thomas' NHS Foundation Trust, London, UK

¹¹Department of Anaesthesia, St George's University NHS Trust, London, UK

¹²Department of Neurosurgery, University Hospitals Plymouth NHS Trust, Plymouth, UK

¹³Department of Clinical Neurosciences, University of Cambridge, Cambridge, UK

¹⁴Department of Neurosurgery, University of Cape Town, Cape Town, South Africa

¹⁵Department of Clinical Neurosciences, Royal Infirmary of Edinburgh, Edinburgh, UK

¹⁶Department of Emergency Medicine, University of Sheffield, Sheffield, UK

- ¹⁷Department of Anaesthesia and Perioperative Medicine, University of Nottingham, Nottingham, UK
- ¹⁸Department of Anaesthesia, Nottingham University Hospitals NHS Trust, Nottingham, UK
- ¹⁹Department of Neurosurgery, Cambridge University Hospitals NHS Foundation Trust, Cambridge, UK
- ²⁰ExEp Consulting, Calgary, Canada
- ²¹Department of Palliative Medicine, Barts and The London NHS Trust, London, UK
- ²²Pharmacy Department, Manchester University NHS Foundation Trust, Manchester, UK
- ²³Department of Anaesthesia and Critical Care, National Hospital for Neurology and Neurosurgery, London, UK
- ²⁴Department of Neurosurgery, St George's Hospital, London, UK
- ²⁵Department of Neurosurgery, University of Nebraska Medical Center, Omaha, Nebraska, USA
- ²⁶Centre for Clinical Brain Sciences, University of Edinburgh, Edinburgh, UK
- ²⁷Pharmacy Department, Cambridge University Hospitals NHS Foundation Trust, Cambridge, UK
- ²⁸Department of Neurosurgery, Nottingham University Hospitals NHS Trust, Nottingham, UK
- ²⁹Department of Emergency Medicine, St Thomas' Hospital, London, UK
- ³⁰Department of Physiotherapy, Queen's Medical Centre, Nottingham University Hospitals NHS Trust, Nottingham, UK
- ³¹Department of Physiotherapy, Cambridge University Hospitals NHS Foundation Trust, Cambridge, UK
- ³²Department of Emergency Medicine, Leeds Teaching Hospitals NHS Trust, Leeds, UK
- ³³Department of Neurosurgery, Erasmus Medical Center, Rotterdam, The Netherlands
- ³⁴The Burwell Surgery, Cambridge, UK
- ³⁵Department of Rehabilitation Medicine, Cambridge University Hospitals NHS Foundation Trust, Cambridge, UK
- ³⁶Department of Radiology, Cambridge University Hospitals NHS Foundation Trust, Cambridge, UK
- ³⁷Department of Rehabilitation Medicine, North Bristol NHS Trust, Bristol, UK
- ³⁸Department of Geriatric Medicine, Imperial College London, London, UK
- ³⁹Department of Geriatric Medicine, Oxford University Hospitals NHS Foundation Trust, Oxford, UK
- ⁴⁰Department of Neurosciences, Imperial College Healthcare NHS Trust, London, UK
- ⁴¹Department of Neurosurgery, Barking Havering Redbridge University Trust, Romford, UK
- ⁴²Rehabilitation and Health Services Research, Kings College, London, UK
- ⁴³Department of Emergency Medicine, Norfolk and Norwich University Hospitals NHS Foundation Trust, Norwich, UK
- ⁴⁴Department of Emergency Medicine, Salford Royal NHS Foundation Trust, Salford, UK
- ⁴⁵Department of Geriatric Medicine, St George's, University of London, London, UK
- ⁴⁶Department of Anaesthesia, Torbay and South Devon NHS Foundation Trust, Torquay, UK
- ⁴⁷Department of Haematology, Cambridge University Hospitals NHS Foundation Trust, Cambridge, UK
- ⁴⁸Department of Haematology, St George's Hospital, London, UK
- ⁴⁹Central London Community Healthcare NHS Trust, London, UK

V1 First published: 01 Sep 2023, 8:390
<https://doi.org/10.12688/wellcomeopenres.18478.1>
Latest published: 01 Sep 2023, 8:390
<https://doi.org/10.12688/wellcomeopenres.18478.1>

Abstract

Introduction: A common neurosurgical condition, chronic subdural haematoma (cSDH) typically affects older people with other underlying health conditions. The care of this potentially vulnerable cohort is often, however, fragmented and suboptimal. In other complex conditions, multidisciplinary guidelines have transformed patient experience and outcomes, but no such framework exists for cSDH. This paper outlines a protocol to develop the first comprehensive multidisciplinary guideline from diagnosis to long-term recovery with cSDH.

Methods: The project will be guided by a steering group of key stakeholders and professional organisations and will feature patient and public involvement. Multidisciplinary thematic working groups will examine key aspects of care to formulate appropriate, patient-

Open Peer Review

Approval Status *AWAITING PEER REVIEW*

Any reports and responses or comments on the article can be found at the end of the article.

centered research questions, targeted with evidence review using the GRADE framework. The working groups will then formulate draft clinical recommendations to be used in a modified Delphi process to build consensus on guideline contents.

Conclusions: We present a protocol for the development of a multidisciplinary guideline to inform the care of patients with a cSDH, developed by cross-disciplinary working groups and arrived at through a consensus-building process, including a modified online Delphi.

Keywords

Chronic Subdural Haematoma, Neurosurgery, Perioperative Medicine, Protocol, Clinical Practice Guideline

Corresponding authors: Daniel J Stubbs (djs225@cam.ac.uk), Benjamin M Davies (bd375@cam.ac.uk), Mary Dixon-Woods (mary.dixon-woods@thisinstitute.cam.ac.uk)

Author roles: **Stubbs DJ:** Conceptualization, Funding Acquisition, Investigation, Methodology, Project Administration, Writing – Original Draft Preparation, Writing – Review & Editing; **Davies BM:** Conceptualization, Funding Acquisition, Methodology, Project Administration, Writing – Review & Editing; **Dixon-Woods M:** Formal Analysis, Methodology, Supervision, Visualization, Writing – Review & Editing; **Bashford TH:** Project Administration, Supervision, Writing – Review & Editing; **Braude P:** Investigation, Writing – Review & Editing; **Bulters D:** Investigation, Writing – Review & Editing; **Camp S:** Investigation, Writing – Review & Editing; **Carr G:** Investigation, Writing – Review & Editing; **Coles JP:** Investigation, Supervision, Writing – Review & Editing; **Dhesi J:** Investigation, Writing – Review & Editing; **Dinsmore J:** Investigation, Writing – Review & Editing; **Edlmann E:** Investigation, Writing – Review & Editing; **Evans NR:** Investigation, Writing – Review & Editing; **Figaji A:** Investigation, Writing – Review & Editing; **Foster E:** Investigation, Writing – Review & Editing; **Lecky F:** Investigation, Writing – Review & Editing; **Kolias A:** Investigation, Writing – Review & Editing; **Joannides A:** Investigation, Supervision, Writing – Review & Editing; **Moppett I:** Investigation, Writing – Review & Editing; **Nathanson M:** Investigation, Writing – Review & Editing; **Newcombe V:** Investigation, Writing – Review & Editing; **Owen N:** Investigation, Writing – Review & Editing; **Peterman L:** Conceptualization, Investigation, Methodology, Project Administration, Writing – Review & Editing; **Proffitt A:** Investigation, Writing – Review & Editing; **Skiterall C:** Investigation, Writing – Review & Editing; **Whitfield P:** Investigation, Writing – Review & Editing; **Wilson SR:** Investigation, Writing – Review & Editing; **Zolnourian A:** Investigation, Writing – Review & Editing; **Amarouche M:** Investigation, Writing – Review & Editing; **Ansari A:** Methodology, Writing – Review & Editing; **Borg N:** Investigation, Writing – Review & Editing; **Brennan PM:** Investigation, Writing – Review & Editing; **Brown C:** Investigation, Writing – Review & Editing; **Galea M:** Investigation, Writing – Review & Editing; **Gillespie C:** Investigation, Methodology, Writing – Review & Editing; **Glancz L:** Investigation, Writing – Review & Editing; **Gooding F:** Investigation, Writing – Review & Editing; **Grange R:** Investigation, Writing – Review & Editing; **Gray N:** Investigation, Writing – Review & Editing; **Hartley P:** Investigation, Writing – Review & Editing; **Hassan T:** Writing – Review & Editing; **Holl D:** Investigation, Writing – Review & Editing; **Jones J:** Investigation, Writing – Review & Editing; **Knight R:** Investigation, Writing – Review & Editing; **Luoma V:** Investigation, Writing – Review & Editing; **Mee H:** Investigation, Writing – Review & Editing; **Minett T:** Investigation, Writing – Review & Editing; **Novak S:** Investigation, Writing – Review & Editing; **Peck G:** Investigation, Writing – Review & Editing; **Ralhan S:** Investigation, Writing – Review & Editing; **Ramshaw J:** Investigation, Writing – Review & Editing; **Richardson D:** Investigation, Writing – Review & Editing; **Sadek AR:** Investigation, Writing – Review & Editing; **Sheehan K:** Investigation, Writing – Review & Editing; **Sheppard F:** Investigation, Writing – Review & Editing; **Shipway D:** Investigation; **Singh N:** Investigation, Writing – Review & Editing; **Smith M:** Investigation, Writing – Review & Editing; **Sturley R:** Investigation, Writing – Review & Editing; **Swart M:** Investigation, Writing – Review & Editing; **Thomas W:** Investigation, Writing – Review & Editing; **Uprichard J:** Investigation, Writing – Review & Editing; **Yeardley V:** Investigation, Writing – Review & Editing; **Menon DK:** Conceptualization, Investigation, Supervision, Writing – Review & Editing; **Hutchinson PJ:** Investigation, Supervision, Writing – Review & Editing

Competing interests: No competing interests were disclosed.

Grant information: This work is supported by Wellcome [220542, <https://doi.org/10.35802/220542>]; a clinician PhD fellowship to DJS from October 2018 to March 2023]. BMD is funded by a NIHR Clinical Doctoral Research Fellowship: NIHR300696. This project is funded by the Association of Anaesthetists/Anaesthesia via the National Institute for Academic Anaesthesia (NIAA) (WKRO-2021-0014) and the Health Foundation's grant to The Healthcare Improvement Studies Institute (THIS Institute), with early work funded by the Addenbrookes Charitable Trust (ACT) (900268). The Health Foundation is an independent charity committed to bringing about better health and health care for people in the UK. This research was supported by the NIHR Cambridge Biomedical Centre (BRC 1215 20014). The views expressed in this article are those of the authors and not necessarily those of the NHS, the NIHR, or the Department of Health and Social Care.

The funders had no role in study design, data collection and analysis, decision to publish, or preparation of the manuscript.

Copyright: © 2023 Stubbs DJ *et al.* This is an open access article distributed under the terms of the [Creative Commons Attribution License](https://creativecommons.org/licenses/by/4.0/), which permits unrestricted use, distribution, and reproduction in any medium, provided the original work is properly cited.

How to cite this article: Stubbs DJ, Davies BM, Dixon-Woods M *et al.* **Protocol for the development of a multidisciplinary clinical practice guideline for the care of patients with chronic subdural haematoma [version 1; peer review: awaiting peer review]** Wellcome Open Research 2023, 8:390 <https://doi.org/10.12688/wellcomeopenres.18478.1>

First published: 01 Sep 2023, 8:390 <https://doi.org/10.12688/wellcomeopenres.18478.1>

Introduction

Chronic subdural haematoma (cSDH), a collection of aged blood within the subdural space, is especially common in older people living with frailty and other long-term conditions¹⁻³. The exact aetiology is complex⁴, since cSDH may arise with or without a history of antecedent trauma⁵. People with asymptomatic cSDH may be managed conservatively, for example by stopping anticoagulation treatment and undertaking regular imaging, but the condition can enlarge to cause symptoms akin to a slowly progressive stroke. For those with symptomatic disease and acceptable surgical risk, surgical evacuation and subdural drainage can restore neurological function and may lead to normal survival relative to the general population⁶. The incidence of operative cSDH is between 1.3–5.3/100,000/year, and when non-surgical cases are included the incidence of cSDH may be as high as 48/100,000/year⁶. Incidence appears to be rising⁷, with the demand for surgery projected to rise by at least 50% over the next 20–40 years^{6,7}.

Organisation and delivery of cSDH care currently has no agreed best practice framework, introducing risks of unwarranted variation in practice and outcome. Care is delivered via a complex and often fragmented system spanning regional networks and professional and organisational boundaries, with patients receiving input from multiple disciplines across primary, community, secondary and tertiary care that may not always be well coordinated. Scheduling surgery (which needs to be undertaken in a tertiary centre) can be difficult, linked in part to pressured emergency pathways³. Inpatient morbidity linked to cSDH is significant, though its true scope is yet to be characterised^{3,8,9}. Inter-hospital transfer for surgery (which needs to be provided in a tertiary centre) and for post-surgical rehabilitation is often necessary, further complicating pathways. In addition, outcomes for people who do not undergo surgery for cSDH are poorly understood¹⁰.

Improving care for this common condition, which affects a vulnerable group, is a clear priority. Clinical practice guidelines, which provide statements of recommendations intended to optimise patient care, provide important frameworks for supporting best practice across both clinical and organisational aspects of care. Surgical care for older people in areas such as hip fracture has greatly benefited from evidence-based guidelines advocating multidisciplinary care, geriatrician-surgical co-management, and high quality perioperative care^{11,12}. However, no such guidelines exist in the UK for managing cSDH along the clinical pathway from diagnosis, to surgery (or not), and back to the community.

Although there are similarities between such exemplar conditions and cSDH¹³, a bespoke framework that addresses the tertiary nature of surgical care as well as the non-operative management of many people with cSDH is needed. Developing a cSDH-specific guideline, could, as well as defining current best practice based on the available evidence

and the views of stakeholders, also identify knowledge gaps that could inform further research and help to inform targets for improving quality and safety.

In this protocol, we outline a study to develop a clinical practice guideline for cSDH led by the *Improving Care in Elderly Neurosurgery Initiative – ICENI* group. The programme began by seeking to understanding the needs and challenges of caring for people with cSDH¹⁴, identifying areas of uncertainty as well as highlighting relevant learning from related surgical cohorts (such as hip fracture)¹⁴ and identifying the diverse range of stakeholder groups that would need to be involved. This work determined that a co-design process should be used to develop a guideline for managing cSDH, with a particular focus on management for older people (those most likely to be affected by this condition).

ICENI is led by a Steering Committee, Management Group, and five thematic working groups. All members will complete a declaration-of-interests statement, covering both financial and intellectual aspects.

Protocol

The guideline development process for this project (Figure 1) aligns broadly with the processes used by the National Institute for Health and Social Care (NICE)¹⁵. We have structured this methods section according to key stages of the Agree (Appraisal of Guidelines for Research and Evaluation) II Reporting Checklist¹⁶.

Scope and purpose

Objectives. The proposed clinical practice guideline will seek to improve investigation, management and shared decision-making for adult patients (≥ 18 years of age) with suspected or definite cSDH by defining best practice based on current available evidence, specifying clinical pathways to enable better coordination of care, and supporting communication and shared decision-making with patients and carers.

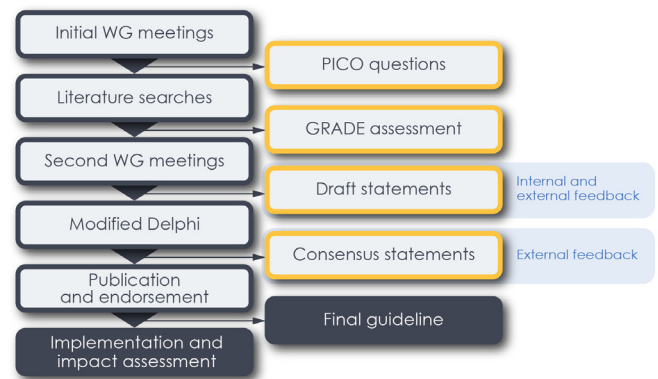


Figure 1. Flowchart of guideline development. Key methodological stages are shown in grey-bordered boxes, deliverables at each stage in orange-bordered. WG = Working group.

Questions. We seek to identify how care can be improved for people with suspected or confirmed cSDH at every stage along the pathway from the onset of symptoms, through diagnosis, treatment, perioperative care, and rehabilitation, as well as longer-term follow-up. This approach is consistent with other cross-disciplinary guidelines for the management of other surgical cohorts (such as hip fracture)^{11,12} but, for cSDH, with the added complexities of providing guidance to diverse specialties in different care settings.

Population. The target population is people with cSDH. We define a cSDH as a pathological collection of aged blood and fluid within a subdural membrane⁴. Ordinarily, cSDH is diagnosed using computerised tomography (CT) as mixed or hypodense crescentic collections with or without a preceding history of trauma⁴.

The guideline will consider stages relevant to the natural history of cSDH, including cSDH transformed from acute subdural haematoma (aSDH), iatrogenic CSDH and subdural hygroma (a collection of cerebrospinal fluid in the subdural space). The target population is characterised by older age⁶, often with comorbidities (and/or frailty) but no group with cSDH will be excluded from the guideline.

Stakeholder involvement

Group and membership. The ICENI Steering Committee, formed in December 2021, has been constituted to oversee and coordinate the development of the guideline. It comprises a core programme group (including representatives from relevant national bodies and stakeholder groups) as well as the leaders of five thematic working groups. (Table 1), Meetings will be held before and after each major project stage (Figure 1) and at least every quarter. Meetings will be quorate if at least 50% of the committee, as well as 50% of stakeholder groups are able to attend. As appropriate, discussion may occur between meetings, for example, by email, with decisions approved at a steering committee meeting or by the chair as needed. A separate management group (BMD, DJS, EF, LP) will facilitate the day-to-day operations of this process and curate minutes from each working group meeting.

Guideline development will be supported by The Healthcare Improvement Studies (THIS) Institute at the University of Cambridge (<https://www.thisinstitute.cam.ac.uk/>), whose researchers will provide methodological guidance on co-design principles, guideline development and implementation, and by the Neurological Alliance (<https://www.neural.org.uk/>), a charity established to represent patient needs in neurological healthcare policy.

Five thematic working groups (Table 2) have been formed and structured around key themes, which were determined in a multi-stakeholder ICENI workshop held in October 2020. The groups will define the initial clinical questions to inform guideline development relevant to natural history and diagnosis, non-operative and adjuvant management, anaesthesia and perioperative optimisation, surgery, and

rehabilitation and recovery. Further working groups will be established in the future to provide leadership for implementation and for global health application, particularly in low and middle-income countries, but these issues are not considered further in this protocol.

Given the number of different organisations and professionals involved in care for cSDH, diverse stakeholder representation is important in guideline development. Therefore, to encourage breadth of perspective and depth of discussion, the thematic working groups will have a multidisciplinary composition¹⁷ with two to three nominated leads, who will define the composition of their groups with reference to the specifics of their theme. Current stakeholders in the working groups (Table 2) are listed by their major department and/or field, but each working group is expected to expand to include further representatives based on their setting of work, seniority (e.g., non-consultant v consultant grade), and medical, allied health professional, and nursing disciplines. Equality, diversity, and inclusion will be guiding values in recruiting to working groups.

Under the guidance of a professional and independent facilitator (LP), each working group will meet to identify key clinical questions within their theme of interest, including those framed using the *Population, Intervention, Comparator, Outcome (PICO)*, structure. The groups will also define the scope of the required literature searches. Representative case studies will be developed to support and/or focus discussion. If, during discussion, provisional guideline recommendations as opposed to formulated clinical questions are generated, they will be subsequently converted into questions post-meeting by the guideline facilitation group.

Questions generated by each group will be circulated amongst the wider steering group for internal consultation. The views of patients and the public will be sought to ensure relevance, comprehensiveness, and attentiveness to the needs of patients and carers (see PPI section below for more information). Areas of overlap or underlap across the working groups will be coordinated at Steering Committee level to avoid duplication. All feedback will be reviewed by the steering committee and iterated as agreed. The final list of questions for evidence searching, and their scope, will be agreed by the steering committee.

Formal engagement of relevant professional bodies has also been identified as important in ensuring translation of guidelines into future clinical practice. Several have already confirmed their support for this endeavour and will be represented on the Steering Committee (Table 3).

Target population preferences and views. Our project addresses themes identified as patient priorities in a 2015 priority-setting exercise conducted by the National Institute for Academic Anaesthesia (NIAA) and the James Lind Association (<https://www.niaa.org.uk/PSP>). These include: 'How can we improve recovery from surgery for elderly patients' and 'How can we improve communication between

Table 1. Members of the ICENI steering committee and guideline management group, including their role and affiliations.

Participant	Affiliation	Role
Dr Thomas Bashford	Assistant Professor of Healthcare Systems, University of Cambridge Department of Engineering; Consultant in Neuroanaesthesia, Cambridge University Hospitals NHS Foundation Trust	Joint lead of Global Health working group
Dr Philip Braude	Consultant Geriatrician, North Bristol NHS Trust Foundation Trust Vice President of Age Anaesthesia Association	Joint lead of the Rehabilitation and recovery working group
Mr Diedrik Bulters	Consultant Neurosurgeon, University Hospitals Southampton NHS Foundation Trust	Joint lead of the non-operative and adjuvant management working group
Ms Sophie Camp	Consultant Neurosurgeon, Imperial College Healthcare NHS Trust	Joint lead of the rehabilitation and recovery working group
Ms Georgina Carr	President of the Neurological alliance	Steering committee representative (patient advocacy/charity)
Professor Jonathan Coles	Clinical Professor of Intensive Care Medicine, University of Cambridge Division of Anaesthesia, Consultant Neurointensivist, Cambridge University Hospitals NHS Foundation Trust, Research lead for the neuroanaesthesia and critical care society (NACCS)	Steering committee representative (anaesthesia/intensive care/research)
Mr Benjamin Davies	Doctoral research fellow Specialist registrar in Neurosurgery, Cambridge University Hospitals NHS Foundation Trust	Guideline coordination group
Dr Jugdeep Dhesi	Consultant Geriatrician, Guys and St Thomas's NHS Foundation Trust Deputy Director of the Centre for Perioperative Care (CPOC)	Steering committee representative (medicine for the older patient)
Dr Judith Dinsmore	Consultant Neuroanaesthetist St George's University Hospital, NHS Foundation Trust	Joint lead of the perioperative care working group
Professor Mary Dixon-Woods	Health Foundation Professor of Healthcare Improvement Studies, THIS Institute, Department of Public Health and Primary Care, University of Cambridge.	Steering committee representative (methodology and research)
Ms Ellie Edlmann	Academic Clinical Lecturer in Neurosurgery, University of Plymouth	Joint lead of the natural history and diagnosis working group
Dr Nicholas Evans	Honorary consultant in Stroke and Elderly medicine, University of Cambridge	Joint lead of the non-operative and adjuvant management working group
Professor Anthony Figali	Professor of Neurosurgery Immediate past president of the international neurotrauma society	Joint lead of the global health working group
Dr Emily Foster	Specialty doctor in Elderly medicine (neurosurgical liaison service)	Guideline coordination group Joint lead of the perioperative care working group
Professor Peter Hutchinson	Professor of Neurosurgery, University of Cambridge Research lead for the Royal College of Surgeons	Steering committee representative (Neurosurgery/research)
Professor Fiona Lecky	Professor of Emergency medicine Research lead for the Trauma and Audit Research Network	Steering committee representative (Emergency Medicine/TARN)
Mr Angelos Koliass	Honorary Consultant Neurosurgeon, University of Cambridge	Joint lead of the surgery and adjuvant therapy working group
Mr Alexis Joannides	Honorary Consultant Neurosurgeon, University of Cambridge	Lead of the implementation and audit working group

Participant	Affiliation	Role
Professor David Menon	Professor of Anaesthesia, University of Cambridge Honorary Consultant Neurointensivist, Cambridge University Hospitals NHS Foundation Trust	Steering committee representative (anaesthesia/intensive care/research)
Professor Iain Moppett	Professor of Perioperative medicine, University of Nottingham Director of the Health Services Research Centre (HSRC)	Steering committee representative (perioperative medicine/research)
Dr Mike Nathanson	Consultant Neuroanaesthetist, Nottingham University Hospitals NHS Trust	Steering committee representative (Anaesthesia/Association of Anaesthetists)
Dr Virginia Newcombe	Honorary Consultant in Neurointensive care and Emergency medicine, University of Cambridge	Joint lead of the natural history and diagnosis working group
Ms Joanne Outtrim	Research Nurse, University Division of Anaesthesia, University of Cambridge BANN (British Association of Neuroscience Nurses) representative	Steering group representative: Nursing
Ms Nicola Owen	Neurosurgical specialist nurse, Cambridge University Hospitals NHS Foundation Trust	Joint lead of the rehabilitation and recovery working group
Dr Lisa Peterman	EXEP consulting	External facilitator and guideline coordination group
Dr Amy Proffitt	Consultant in Palliative Medicine President of the Association of Palliative Medicine	Steering group representative: Palliative medicine
Ms Charlotte Skiterall	Chief pharmacist, University Hospitals Manchester NHS Foundation Trust	Joint-lead of the perioperative care working group
Dr Daniel Stubbs	Clinical lecturer & Honorary Specialist Registrar in Anaesthesia, Cambridge University Hospitals NHS Foundation Trust	Guideline coordination group
Dr Sally Wilson	Consultant in Neuroanaesthesia and Neurocritical care University College London Hospitals NHS Foundation Trust President of the Neuroanaesthesia and Critical Care Society (NACCS)	Steering group representative (Anaesthesia/NACCS)
Professor Peter C Whitfield	Consultant Neurosurgeon, University Hospitals Plymouth NHS Trust President-elect of the Society for British Neurosurgeons (SBNS)	Steering group representative (Neurosurgery/SBNS)
Mr Ardalan Zoulnorian	Specialist Registrar in Neurosurgery, University Hospitals Southampton	Joint lead of the surgery and adjuvant therapy working group

Table 2. Thematic working groups and proposed scope. CGA = Comprehensive Geriatric Assessment, cSDH = Chronic Subdural Haematoma, DGH = District General Hospital, ED = Emergency Department, MDT = Multidisciplinary Team, PACU = Postanaesthesia Care Unit.

Thematic working group	Focus	Stakeholders
Group 1: Natural History and Diagnosis LEADS: Ms Ellie Edlmann and Dr Virginia Newcombe	<i>Who gets a cSDH? Who will benefit from surgery? What do patients care about?</i> <ul style="list-style-type: none"> • Risk factors for cSDH and population epidemiology • Criteria for referral to neurosurgery and required information • Perioperative risk factors (e.g. using comprehensive geriatric assessment and shared decision-making) • Patient/carer relevant outcomes • Patient and carer information requirements at different stages of care 	Primary Care Emergency Department Medical teams involved in diagnosis of cSDH (e.g. acute medicine, stroke, geriatric medicine) Ambulance service Patients/Carers Radiology

Thematic working group	Focus	Stakeholders
<p>Group 2: Non-operative and Adjuvant Management</p> <p>LEADS: Mr Diedrik Bulters and Dr Nicholas Evans</p>	<p><i>What happens to those who don't have surgery? What are the available non-operative treatment and management options and what is the evidence for them?</i></p> <ul style="list-style-type: none"> • Characteristics and outcomes of non-operative cohort • Role of conservative/adjuvant therapies and quality of evidence to support them • What are the criteria for reconsidering the need for surgical information? • Role of comprehensive geriatric assessment (CGA) in ongoing care • Care of patients in whom cSDH may represent a diagnosis at the end of life • Which patients subsequently require surgery? How are they identified and managed? 	<p>Primary Care</p> <p>Medical teams (e.g. acute medicine, stroke, geriatric medicine)</p> <p>ED teams</p> <p>Neurosurgery</p> <p>Haematology</p> <p>Nursing/Care home providers</p> <p>Ambulance service</p> <p>Pharmacy</p> <p>Ward level care givers (incl. postgraduate doctors, nurses, allied health professionals)</p> <p>Non-medical teams involved in care of these patients (e.g. trauma and orthopaedics)</p> <p>Palliative Care</p> <p>Patients/Carers</p>
<p>Group 3: Perioperative Care</p> <p>LEADS: Dr Judith Dinsmore, Dr Emily Foster, Ms Charlotte Skitterall</p>	<p><i>How can pre-surgical care be optimised? What anaesthetic technique is best suited to cSDH? How can immediate perioperative complications be recognised and addressed?</i></p> <ul style="list-style-type: none"> • Transfer considerations, communication, safety • Recognition and treatment of acute medical conditions (e.g. delirium) prior to surgery and location of optimisation (DGH v tertiary centre) • Perioperative care pathway • Management of anticoagulation/antiplatelet agents • Optimal anaesthetic technique • Location and timing of optimization • Acute post-operative medical management • Escalation planning 	<p>Network coordination and transfer services</p> <p>Medical teams (e.g. acute medicine, stroke, geriatric medicine)</p> <p>Haematology</p> <p>Neurosurgery</p> <p>Anaesthesia</p> <p>Critical Care</p> <p>Bed Managers</p> <p>Ward level care givers (incl. postgraduate doctors, nurses, allied health professionals)</p> <p>Commissioners (re: Cost implications)</p> <p>Patients/Carers</p>
<p>Group 4: Surgery and adjuvant therapy</p> <p>LEADS: Mr Angelos Kolias, Mr Ardalan Zolnourian</p>	<p><i>How should surgical technique and optimal post-operative care be defined?</i></p> <ul style="list-style-type: none"> • Surgical technique • Staffing • Postoperative disposition/PACU care • Post-surgical care (incl. anticoagulation management) • Scheduling • Post-operative imaging • Management of surgery specific complications (e.g. Recurrence, Infection, Pneumocephalus) • Decision making around the timing and composition of the team for surgery • Informed consent process • Adjuvant therapies (including middle meningeal artery embolization) 	<p>Neurosurgery</p> <p>Anaesthesia</p> <p>Operating Department</p> <p>Practitioners/Theatre staff</p> <p>Ward level care givers (incl. postgraduate doctors, nurses, allied health professionals)</p> <p>Critical Care</p> <p>Interventional radiologists</p> <p>Patients/Carers</p>

Thematic working group	Focus	Stakeholders
Group 5: Rehabilitation and recovery LEADS: Ms Sophie Camp, Ms Nicola Owens, Dr Philip Braude	<p><i>What does 'good' recovery look like? How do we best perform rehabilitation?</i></p> <ul style="list-style-type: none"> Physical and cognitive recovery Role of wider MDT in specialist/non-specialist centres Identification and management of those with ongoing rehab needs Communication between healthcare providers Appropriate discharge planning Follow-up Recognition of mid to late term complications (e.g. recurrence) and safety-netting Consideration of burden of treatment for patients and carers and how it can be addressed 	<p>Ward-level care providers (e.g. postgraduate doctors, nurses, allied health professionals)</p> <p>Medical teams (e.g. geriatricians)</p> <p>Psychology</p> <p>Pharmacy</p> <p>Discharge Planning/Bed managers</p> <p>Rehabilitation medicine</p> <p>Patients/carers</p> <p>Major trauma network/transfer representation</p> <p>Social workers</p> <p>Community services Primary Care</p>

Table 3. Organisations engaged in guideline development with representation on steering committee.

Organisation	Stakeholder groups represented
British Association of Neuroscience Nursing (BANN)	- Nursing viewpoint (ward and critical care)
Neuroanaesthesia and Critical Care Society (NACCS)	- Neuroanaesthesia - Neurocritical care
The Neurological Alliance	- Patient advocacy
Society for British Neurological Surgeons (SBNS)	- Neurosurgery

the teams looking after patients throughout their surgical journey?'

A specific patient, carer and lay panel will be convened to review research questions and draft recommendations made by the working groups and will have a key role in ensuring that at every stage the views of patients and carers are prioritised.

Target users. The target users of our guideline are healthcare professionals involved in the care of patients with cSDH at any point throughout their journey from diagnosis to discharge. This includes clinicians from a variety of medical disciplines as well as allied health professionals involved in both inpatient and community care. Given the 'hub-and-spoke' model of care, our guideline will thus be of relevance to professionals across primary, secondary, and tertiary care.

Rigour of guideline development

Search methods. We will identify all primary literature and published systematic reviews pertaining to 'Chronic Subdural

Haematoma', using index terms (e.g. MeSH), and both American and British English spellings. Searches will be conducted in Medline and EMBASE, supplemented by searches of the Cochrane database and performed following the advice of a medical librarian. Following input from our steering group we will include all studies since the inception of each database.

Initially all citations will be filtered for systematic review and/or meta-analyses, to identify existing reviews of relevance. To be considered relevant, a review must target the guideline question specifically, and obtain a high-quality rating on the AMSTAR2 tool¹⁸. Identified systematic reviews were examined in a prospectively registered 'Umbrella Review' (PROSPERO ref: CRD42022328562)¹⁹.

Results of searches will be de-duplicated and then titles and abstracts screened by at least two individuals before a decision on whether a study represents a primary observational or interventional study. Case-reports, narrative reviews, correspondence, and opinion pieces will be excluded. It is

planned to exclude studies published in a foreign language. However, should a significant number of likely relevant articles be identified published in other languages, the feasibility of obtaining translations or summaries of the work may be explored at the discretion of the steering committee. Arbitration of any conflicts will be made by a third individual. Abstract screening will be performed using [Rayyan](#).

Evidence selection criteria. Review questions derived from working group discussions (in PICO format) will be grouped into relevant themes (e.g. those pertaining to surgical technique) and if no pre-existing systematic review of relevance is identified, registered on [PROSPERO](#). These themes will be assigned to pairs of reviewers who will screen all primary studies to identify those of relevance. Conflicts will be resolved by a third reviewer where appropriate. In the first instance reviewers will identify interventional studies of relevance to the PICO question(s) relevant to their theme. Where no interventional or comparative studies of relevance are identified, the PICO question will be reformatted as a background level search for relevant observational evidence pertaining to the ‘intervention’ in question. For instance – if no comparative studies pertaining to the use of a post-surgical drain were identified, observational studies relating to drain use would be identified and their findings summarised for the screening group. All systematic reviews will be conducted in accordance with the PRISMA reporting guidelines²⁰.

Details on cohort characteristics will be extracted from identified studies but to be of relevance the study must report on the details of adult patients with a CSDH meeting our earlier definitions. In order to examine the relevance of available evidence to groups that may suffer healthcare inequality, data extraction will be performed with an awareness to key factors associated with differential health outcomes (PROGRESS-Plus)^{21,22}.

We will include studies that include both patient level (e.g. recurrence, occurrence of medical complications) as well as system level outcomes (e.g. length of stay, time to surgery). Study quality will be assessed using a validated tool, selected based on the type of studies identified. Data extraction will use a piloted extraction template, of relevance to the study in question.

Strengths and limitations of the evidence. Evidence will be synthesised into an evidence review for each question with data at the outcome level graded using the GRADE criteria. Bias in included studies will be assessed using the Newcastle Ottawa score (for retrospective studies) and the Cochrane risk of bias tool for randomised controlled trials (RCTs). Where possible evidence in the form of meta-analysis results will be included where studies of sufficient homogeneity and quality are found. Such analysis would be conducted as a random effects meta-analysis with heterogeneity tested using standard methods (I^2). If quantitative analysis is not possible then results will be synthesised in line with the SWIM recommendations²³

Where evidence for a particular question is not found, the steering group will consider the relevance of evidence from other conditions (including hip fracture¹¹ and safe transfer²⁴). Regardless of whether evidence from other conditions is felt to be of relevance, research questions with no primary evidence in cSDH will be considered in making final research recommendations in the final guideline.

Formulation of recommendations (statements)

We will formulate recommendations in the form of statements.

Draft recommendation production by thematic working groups and the steering committee. Each thematic working group will reconvene after literature searching is complete. In a second facilitated working group meeting, the output of each review question will be formulated into a draft clinical recommendation in the form of statements phrased according to recommendations from the National Institute for health and care excellence (NICE)¹⁵.

Draft recommendations will then be subjected to a two-step process of refinement before being considered as part of a formal consensus process (Figure 2). The first of these stages will be a review of each recommendation and its evidence by the steering committee, mainly focused on ensuring that each recommendation is within the scope of the process



Figure 2. Translating draft recommendations from working groups into a final clinical practice guideline. Draft statements from working group meetings will be prioritised for inclusion in final guideline through an online Delphi consensus-building exercise, selection and finalisation by the ICENI steering group (yellow boxes), and a subsequent feedback and refinement on implementation and feasibility from external stakeholders. Red boxes indicate use of the Thiscovery platform.

and is clearly phrased. The latter phase will seek external feedback for which appropriate approvals will be sought.

Consensus-building Delphi exercise on statements to be included in the clinical guideline. We will use a modified Delphi involving a broad range of stakeholders (Table 3)²³ to prioritise clinical practice statements for inclusion in the guideline through two rounds of surveys that will iteratively build consensus.

Consensus-building methods such as Delphi are well established as ways of promoting deliberation, inclusion, and participation in situations where there may be multiple perspectives, interests and communities. Though Delphi exercises have potential to include a large number of individuals across diverse locations and areas of expertise, many exercises for healthcare have involved relatively small and homogeneous panels of approximately 10 to 30 participants. There is evident scope for including larger and diverse groups of participants, particularly through use of online methods, which we will seek to utilise.

Our Delphi²⁵ will be hosted on Thiscovery, which has already supported similar exercises²⁶. An online platform developed by THIS Institute for supporting research, development, engagement and consultation in healthcare, Thiscovery is founded in an ethos of co-creation and participation. It provides an inclusive and rewarding way of engaging the knowledge, skills, creativity, lived experience and expertise of multiple stakeholders, including patients, carers, NHS staff, experts and many others. Thiscovery can be accessed on PCs, phones, tablets and other devices, and been designed to comply with level AA Web Content Accessibility Guidelines, and uses bespoke images specifically designed to represent diversity. The outcomes of the Delphi exercise will be reviewed

and ratified at an in-person meeting of the steering committee (Figure 2).

Participants in the Delphi will be healthcare professionals. The option of including patients and carers in the exercise was given extensive consideration, and it was concluded that the length and technical nature of the questionnaires rendered them inappropriate. Instead, patient and carer feedback on the draft statements will be provided by patient and public involvement (PPI) representatives throughout the process, including the final in-person meeting to review and ratify the statements.

To be eligible to participate in the Delphi (Table 4) participants must be aged ≥ 18 years old, be able to give informed consent and be a healthcare professional involved in the care of cSDH (Table 5). Rationale for inclusion of specific groups is given in Table 5. Delphi participants for Round 1 will be recruited using the networks of the steering and working groups, professional societies (e.g. the neuroanaesthesia and critical care society (NACCS)) and, where appropriate, social media.

Individuals will be asked to indicate the importance and/or suitability of each recommendation for inclusion in the guideline. It will be made clear that statements should be voted on purely in terms of whether they reflect the participant's view of clinical best practice (and not, for example, feasibility). Individuals can indicate whether a statement should be: *included as written*, *included with amendment*, or *excluded*. Free-text comments will be sought for responses that are not "include as written".

A statement will be considered for inclusion in the guideline if more 66% respondents to that question indicate a statement

Table 4. Eligibility criteria to participate in a Delphi to provide feedback on draft clinical care statements for a chronic subdural haematoma (cSDH) guideline.

Eligibility criteria for Delphi

1. Participants whose role is primarily is to provide care for people with a suspected or confirmed cSDH (Eligible for rounds 1-3)
 - a. Age: ≥ 18 years
 - b. Consent to participate
 - c. Primary role: healthcare professional

Eligibility criteria for 'Feasibility of implementation' survey

2. As above **and**
3. Participants whose primary role is as a system stakeholder involved in making decisions or about organisation and delivery of care. (Eligible for round 3)
 - a. Age: 18+ years
 - b. Consent to participate
 - c. Primary role: Decision-maker at ICS, regional or national level
4. Participants who are healthcare stakeholders involved in advocating for the population affected by cSDH (Eligible for round 3)
 - a. Age: 18+ years
 - b. Consent to participate
 - c. Do not directly provide patient care but work in national bodies, audits, charities and other groups with a role in relation to the population affected by cSDH

Table 5. Stakeholder groups from which views will be sought on proposed recommendations to be included in the guideline. MDT = Multidisciplinary team.

Stakeholder Group (* indicates will aim to capture perspectives from secondary and tertiary care)	Rationale
Anaesthesia and Critical Care	Delivery of anaesthesia to this patient group
Commissioners/managers*#	Funding of new services
Emergency Medicine and Acute Medicine*	Involved in initial diagnosis/referral to neurosurgery
Dieticians	MDT management of older surgical patients
Haematology*	Management of perioperative anticoagulants/antiplatelets
Geriatric medicine*	Initial diagnosis, management post repatriation, potential for surgical liaison role
Neurosurgery	Delivery of the care pathway and surgery
Nursing*	Ongoing patient care, communication, family liaison.
Occupational Therapy*	Assessment of function and cognition, maximising postoperative functional recovery
Palliative Care*	For those patients whose diagnosis may mark a transition to a best supportive or symptom focused treatment approach.
Pharmacy*	Medicines reconciliation/optimisation including safety on inter-hospital transfer
Physiotherapy*	Assessment of function, balance, mobility, and recovery postoperatively. Avoidance of deconditioning
Rehabilitation Medicine*	Rehabilitation strategies and outcomes
Speech and Language Therapy	MDT management of older surgical patients
General Practice	Community care, follow-up, diagnosis.

should be included in its current form. Exclusion will be more stringent, with 75% of respondents having to indicate a statement should be excluded. If a particular question is answered by 20% or fewer of total participants the inclusion decision for this will be highlighted to the steering committee for consideration of discussion.

Analysis of free-text suggestions will be based on principles of content analysis²⁷ (Table 6), with the initial coding framework including the following categories:

Findings of the first round will be reviewed by the Steering Committee to confirm which statements will be carried forward to Round 2 and how statements should be rephrased (if applicable). To support decisions on rephrasing, a summary of the coding of free-text suggestions will be presented to the Steering Committee. A simple majority of response will be used where needed if consensus cannot be reached through discussion.

In the second round, participants will be presented with statements on which there was not yet consensus for

inclusion (out of those they addressed in round one), together with narrative reporting of free-text suggestions from the first round if applicable. Responses for indicating inclusion will be the same as in Round 1. The same thresholds will be used to determine whether statements have met the criteria for inclusion or exclusion. Statements will be considered for rephrasing in advance of the in-person meeting using the same criteria as in round 1.

Consensus building: in-person meeting. Following Round 2, we will convene a consensus meeting of the steering group and relevant disciplinary representatives from working groups and patient, public and carer representation to ensure all appropriate viewpoints are represented. All statements proposed for exclusion and inclusion in the guideline as an outcome of the Delphi process will be reviewed by members in advance of the meeting. Any item can be suggested by attendees for formal discussion at the in-person meeting. The meeting will seek to obtain consensus on 'edge cases' where formal consensus has not been reached in the preceding two rounds of questionnaires. Any statement selected for discussion will proceed to inclusion

Table 6. Approach to handling free-text suggestions.

Type of suggestions	Action
Typographical changes	Comments relating to minor issues of grammar, punctuation and spelling will be noted and where necessary amendments will be made. For purposes of determining consensus votes exclusively focused on making such suggestions will be counted in the 'include as is' category.
Changes to the strength of recommendation	Suggestions relating to the strength of the statement (e.g. <i>should</i> rather than <i>could</i>) will be identified and the statement considered for rephrasing. Rephrasing will occur if the number of suggestions for the new wording exceeds the number of votes for including the statement 'as is', or if there appears to the Steering Committee to be a good reason to make the rephrasing.
Content suggestions	Changes that appear to propose changes to the content of a statement (e.g. change to a suggested time frame or inclusion or deletion of a component of a statement) will be handled as changes in statement strength above.
Other statements (e.g. those in support of exclusion).	Any other changes will be noted and presented to the steering group to support their decision making (either between rounds 1 and 2 or at the consensus meeting).

in the final guideline following a simple majority decision in situations where it is not possible to achieve consensus through discussion.

Survey of influences on implementation. Preparing for implementation is a key stage of guideline generation. We will establish a specialist working group to identify how implementation of the guideline can be optimised and to inform development of an ongoing audit infrastructure. The implementation working group will draw upon experience from similar initiatives in other clinical settings, including ongoing national neurosurgical audit projects (<https://www.sbns.org.uk/>) and include experts in implementation science (Figure 2).

A survey will be designed to access views on implementation strategies for the clinical statements proposed for inclusion in the clinical guideline. The survey will be distributed to those who completed the earlier Delphi survey, as well as steering and working group members. We will also seek to recruit key stakeholder groups (Table 5) including, for this survey, those in managerial roles and who work for patient-supporting organisations and charities.

Participants will be shown each clinical statement and asked to rank its 'ease of implementation into practice' on a five-point Likert scale. Free-text comments on what might influence implementability will be sought. Findings from this survey will be presented to the working group on implementation and to professional bodies (e.g. the society for British neurological surgeons - SBNS) who will review the guideline for subsequent endorsement.

Consideration of benefits and harms. Following evidence synthesis and before the commencement of the Delphi, the

steering committee will consider the scope of purported health benefits of specific interventions. They will also review the potential risks of discrimination or exclusion of vulnerable groups if specific recommendations were to be enacted. Decision-making will be informed by the results of the critique of available evidence using the PROGRESS-PLUS criteria. Recommendations felt to be at risk of inducing future inequities or other unintended consequences will either be excluded or will be enhanced with alerts about the potential risks and will be highlighted as a priority for future research to ascertain the potential for inequity and strategies for its mitigation.

Link between recommendations and evidence. Each recommendation will be linked to relevant PICO questions, supporting evidence strength (using GRADE), and links to relevant publications. This information will be included in an appendix to the final guideline to ensure appropriate transparency and will be made available to Delphi participants.

External review. Our guideline will be developed with appropriate external contributions from a broad range of relevant stakeholders (Table 3), supported for some elements by the use of a novel consultative platform (Thiscovery). This will provide valuable critique at two junctures: first, in the prioritisation of draft statements for inclusion in the final guideline, and second, by providing additional review following our final consensus meeting to give an initial view on implementation strategies for the guideline. Feedback will be collated both through structured use of a Likert scale as well as free-text comments.

Specific and unambiguous recommendations. Recommendations formed by the working groups will aim to be action-orientated and to suggest measurable activities. Statements will

seek to describe when, by who and to whom, what should occur, with a level of obligation (e.g. must, should or may)¹⁵. They will explicitly include consideration of benefits and harms, including any risks to equity and inclusion, and the profile of trade-offs of benefits and harms. Each recommendation will include a clear description as to which patient group it applies (e.g. patients awaiting surgery, patients triaged to non-operative care).

Management options. Recommendations will advise on management decisions (including surgical technique and alternative strategies) for patients with cSDH throughout their journey from diagnosis to ultimate discharge.

Identifiable key recommendations. Presentation of the final guideline will ensure that key or safety-critical recommendations are appropriately highlighted with recommendations pertaining to specific staff groups (e.g. neurosurgeons, nursing staff, geriatricians, and allied health professionals) grouped together for ease of reference.

Applicability

Applicability to low- and middle-income countries. Though the initial guideline is intended to be primarily applicable to the UK (and thus potentially other high-income countries), the distinctive needs and features of low-and-middle-income (LMIC) countries were recognised and will be addressed in subsequent work. We have already appointed specific steering group representatives who will lead this stream of work at the completion of the UK workstream described in this paper.

Resource implications. As part of future work, we will conduct an appropriate health economic assessment that is cognisant of the distributed nature of cSDH care across institutions.

Monitoring/auditing criteria. We will ensure the development of all necessary implementation tools as recognised by NICE¹⁷.

Editorial independence

Funding body. This project is funded by the Association of Anaesthetists/Anaesthesia via the National Institute for Academic Anaesthesia (NIAA) (WKR0-2021-0014) and the Health Foundation's grant to The Healthcare Improvement Studies Institute (THIS Institute), with early work funded by the Addenbrookes Charitable Trust (ACT) (900268). Details of individual awards held by senior and corresponding authors are given in 'Grant information'.

Competing interests. All members will declare conflicts of interests, covering both financial and intellectual aspects in all publications.

Updates. A guideline update will be considered five years following publication but might be considered sooner should need be identified, for example as new evidence or techniques become available.

Patient and public involvement

Appropriate patient and public involvement on our working groups has been obtained with additional oversight from a patient facing charity (The Neurological Alliance).

Ethics and dissemination

The ethical risks of this project are low, since it is primarily consultative and does not include intervention. The participants in the consensus-building exercise are healthcare professionals who are unlikely to be exposed to risk of harm through completing the questionnaires. Individuals will be asked to indicate their consent to participate in this consultation via the online platform.

Patients and carers will be integral to the output of our working groups and are integrated into the research team²⁸ but, because of the technical nature of the clinical guideline statements, will not be involved in the Delphi consensus-building exercise.

Dissemination of our guidelines is of paramount importance. Final guidelines and literature reviews will be published open access in scientific journals as well as being hosted in institutional repositories where appropriate. It is envisioned that dissemination via annual scientific meetings across relevant disciplines will also occur.

Ethical review was undertaken by the University of Cambridge psychology ethics committee (PRE.2023.065). Favourable opinion was received on the 26th May 2023.

Study status

At the time of protocol publication in August 2023 our consensus building Delphi is in progress.

Data availability

Underlying data

No data are associated with this article.

Reporting guidelines

Open Science Framework: PRISMA-P checklist for 'Protocol for the development of a multidisciplinary clinical practice guideline for the care of patients with chronic subdural haematoma'. <https://osf.io/phy3k/>²⁰

Data are available under the terms of the [Creative Commons Zero "No rights reserved" data waiver](https://creativecommons.org/licenses/by/4.0/) (CC0 1.0 Public domain dedication).

Acknowledgements

The authors acknowledge the input of Vanessa Elliot, Bethan Everson, Jordan M Moxey, Rebecca Rous, Christelle Smit, and Philippa Storer, for working group contributions and administrative support in the writing of this protocol, statements, and documents for ethical review.

References

- Stubbs DJ, Davies BM, Menon DK: **Chronic subdural haematoma: the role of perioperative medicine in a common form of reversible brain injury.** *Anaesthesia*. 2022; **77**(Suppl 1): 21–33.
[PubMed Abstract](#) | [Publisher Full Text](#)
- Sastry RA, Pertsch N, Tang O, *et al.*: **Frailty and Outcomes after Craniotomy or Craniectomy for Atraumatic Chronic Subdural Hematoma.** *World Neurosurg*. 2021; **145**: e242–51.
[PubMed Abstract](#) | [Publisher Full Text](#)
- Brennan PM, Kolias AG, Joannides AJ, *et al.*: **The management and outcome for patients with chronic subdural hematoma: a prospective, multicenter, observational cohort study in the United Kingdom.** *J Neurosurg*. 2016; **127**(4): 732–9.
[PubMed Abstract](#) | [Publisher Full Text](#)
- Edlmann E, Whitfield P, Kolias AG, *et al.*: **Pathogenesis of chronic subdural haematoma: a cohort evidencing de novo and transformational origins.** *J Neurotraum*. 2021; **38**(18): 2580–9.
[PubMed Abstract](#) | [Publisher Full Text](#)
- Guilfoyle MR, Hutchinson PJA, Santarius T: **Improved long-term survival with subdural drains following evacuation of chronic subdural haematoma.** *Acta Neurochir*. 2017; **159**(5): 903–5.
[PubMed Abstract](#) | [Publisher Full Text](#) | [Free Full Text](#)
- Stubbs DJ, Vivian ME, Davies BM, *et al.*: **Incidence of chronic subdural haematoma: a single-centre exploration of the effects of an ageing population with a review of the literature.** *Acta Neurochir*. 2021; **163**(9): 2629–37.
[PubMed Abstract](#) | [Publisher Full Text](#) | [Free Full Text](#)
- Neifert SN, Chaman EK, Hardigan T, *et al.*: **Increases in Subdural Hematoma with an Aging Population—the Future of American Cerebrovascular Disease.** *World Neurosurg*. 2020; **141**: e166–74.
[PubMed Abstract](#) | [Publisher Full Text](#)
- Stubbs DJ, Davies BM, Bashford T, *et al.*: **Identification of factors associated with morbidity and postoperative length of stay in surgically managed chronic subdural haematoma using electronic health records: a retrospective cohort study.** *BMJ Open*. 2020; **10**(6): e037385.
[PubMed Abstract](#) | [Publisher Full Text](#) | [Free Full Text](#)
- Almenawer SA, Farrokhyar F, Hong C, *et al.*: **Chronic subdural hematoma management: a systematic review and meta-analysis of 34,829 patients.** *Ann Surg*. 2014; **259**(3): 449–57.
[PubMed Abstract](#) | [Publisher Full Text](#)
- Poulsen FR, Halle B, Pottegard A, *et al.*: **Subdural hematoma cases identified through a Danish patient register: diagnosis validity, clinical characteristics, and preadmission antithrombotic drug use.** *Pharmacoepidemiol Drug Saf*. 2016; **25**(11): 1253–62.
[PubMed Abstract](#) | [Publisher Full Text](#)
- Griffiths R, Babu S, Dixon P, *et al.*: **Guideline for the management of hip fractures 2020: Guideline by the Association of Anaesthetists.** *Anaesthesia*. 2021; **76**(2): 225–37.
[PubMed Abstract](#) | [Publisher Full Text](#)
- Frailty Guideline Working Group: **Perioperative Care of People Living with Frailty.** Centre for Perioperative Care, 2021.
[Reference Source](#)
- Shapey J, Glancz LJ, Brennan PM: **Chronic Subdural Haematoma in the Elderly: Is It Time for a New Paradigm in Management?** *Curr Geriatr Rep*. 2016; **5**: 71–7.
[PubMed Abstract](#) | [Publisher Full Text](#) | [Free Full Text](#)
- Stubbs DJ, Davies B, Hutchinson P, *et al.*: **Challenges and opportunities in the care of chronic subdural haematoma: perspectives from a multi-disciplinary working group on the need for change.** *Br J Neurosurg*. 2022; **36**(5): 600–8.
[PubMed Abstract](#) | [Publisher Full Text](#)
- National Institute for Health and Care Excellence: **Developing NICE Guidelines: The Manual.** 2020; (accessed August 16, 2021).
[Reference Source](#)
- Brouwers MC, Kerkvliet K, Spithoff K, *et al.*: **The AGREE Reporting Checklist: a tool to improve reporting of clinical practice guidelines.** *BMJ*. 2016; **352**: i1152.
[PubMed Abstract](#) | [Publisher Full Text](#) | [Free Full Text](#)
- Shekelle PG, Woolf SH, Grimshaw J: **Clinical guidelines: developing guidelines.** *BMJ*. 1999; **318**(7183): 593–6.
[PubMed Abstract](#) | [Publisher Full Text](#) | [Free Full Text](#)
- Shea BJ, Reeves BC, Wells G, *et al.*: **AMSTAR 2: a critical appraisal tool for systematic reviews that include randomised or non-randomised studies of healthcare interventions, or both.** *BMJ*. 2017; **358**: j4008.
[PubMed Abstract](#) | [Publisher Full Text](#) | [Free Full Text](#)
- Gillespie CS, Fung KW, Alam AM, *et al.*: **How does research activity align with research need in chronic subdural haematoma: a gap analysis of systematic reviews with end-user selected knowledge gaps.** *Acta Neurochir (Wien)*. 2023; **165**(7): 1975–1986.
[PubMed Abstract](#) | [Publisher Full Text](#) | [Free Full Text](#)
- Stubbs D, Davies BM, Dixon-Woods M: **Clinical practice guideline for chronic subdural haematoma: PRISMA-P checklist.** 2023.
<http://www.doi.org/10.17605/OSF.IO/PHY3K>
- Cochrane Collaboration: **Cochrane Methods Equity: PROGRESS-Plus.** (accessed October 25, 2021).
[Reference Source](#)
- O'Neill J, Tabish H, Welch V, *et al.*: **Applying an equity lens to interventions: using PROGRESS ensures consideration of socially stratifying factors to illuminate inequities in health.** *J Clin Epidemiol*. 2014; **67**(1): 56–64.
[PubMed Abstract](#) | [Publisher Full Text](#)
- Campbell M, McKenzie JE, Sowden A, *et al.*: **Synthesis without meta-analysis (SWIM) in systematic reviews: reporting guideline.** *BMJ*. 2020; **368**: i6890.
[PubMed Abstract](#) | [Publisher Full Text](#) | [Free Full Text](#)
- Nathanson MH, Andrzejowski J, Dinsmore J, *et al.*: **Guidelines for safe transfer of the brain-injured patient: trauma and stroke, 2019: Guidelines from the Association of Anaesthetists and the Neuro Anaesthesia and Critical Care Society.** *Anaesthesia*. 2020; **75**(2): 234–46.
[PubMed Abstract](#) | [Publisher Full Text](#)
- Dalkey N, Helmer O: **An Experimental Application of the DELPHI Method to the Use of Experts.** *Manage Sci*. 1963; **9**: 458–67.
[Reference Source](#)
- van der Scheer JW, Woodward M, Ansari A, *et al.*: **How to specify healthcare process improvements collaboratively using rapid, remote consensus-building: a framework and a case study of its application.** *BMC Med Res Methodol*. 2021; **21**(1): 103.
[PubMed Abstract](#) | [Publisher Full Text](#) | [Free Full Text](#)
- Krippendorff K: **Content Analysis: An Introduction to Its Methodology.** SAGE Publications, Incorporated, 2019.
[Publisher Full Text](#)
- INVOLVE, NHS National Research Ethics Service: **Patient and public involvement in research and research ethics committee review.** Involve.org.uk, (accessed February 22, 2022).
[Reference Source](#)

Open Peer Review

Current Peer Review Status: ? ? ✓

Version 1

Reviewer Report 13 February 2024

<https://doi.org/10.21956/wellcomeopenres.20492.r72473>

© 2024 Won S. This is an open access peer review report distributed under the terms of the [Creative Commons Attribution License](#), which permits unrestricted use, distribution, and reproduction in any medium, provided the original work is properly cited.



Sae-Yeon Won

Department of Neurosurgery, University of Rostock, Rostock, Germany

All in all, it is a very important step to develop a clinical practice guideline for the care of patients with cSDH. We all face different management and expert opinions across the clinics and national boundaries, and this will help to uniform the pre/intra- and postoperative management of this frequent disease.

Is the rationale for, and objectives of, the study clearly described?

Yes

Is the study design appropriate for the research question?

Yes

Are sufficient details of the methods provided to allow replication by others?

Yes

Are the datasets clearly presented in a useable and accessible format?

Yes

Competing Interests: No competing interests were disclosed.

Reviewer Expertise: subdural hematoma, traumatic brain injury, vascular neurosurgery, stroke

I confirm that I have read this submission and believe that I have an appropriate level of expertise to confirm that it is of an acceptable scientific standard.

Reviewer Report 13 February 2024

<https://doi.org/10.21956/wellcomeopenres.20492.r72462>

© 2024 Orscelik A. This is an open access peer review report distributed under the terms of the [Creative Commons Attribution License](#), which permits unrestricted use, distribution, and reproduction in any medium, provided the original work is properly cited.



Atakan Orscelik 

Department of Neurological Surgery, University of California San Francisco, San Francisco, California, USA

The article aims to create a comprehensive study protocol for the development of a clinical practice guideline to research, manage, and share the decision-making in patients with chronic subdural hematoma (cSDH). The protocol outlines a rigorous process involving a steering committee, thematic working groups, patient, carer, and lay panel, as well as collaboration with relevant professional bodies and organizations. While the manuscript outlines the search methods and criteria for evidence selection, it lacks specific details on how datasets will be presented. The authors should consider providing clarity on the format and accessibility of datasets to ensure transparency and facilitate replication by others. This may include specifying the databases used, the search strategy employed, and any tools or software for data analysis.

Recommendations for Improvement:

1. **Enhance Detail on Datasets:** Provide explicit details on the datasets used, including the databases searched, search strategies employed, and any tools or software for data extraction and analysis. This will facilitate transparency and replication.
2. **Specify Data Extraction Template:** Clearly outline the data extraction template used for extracting cohort characteristics. This will assist others in understanding the variables considered and ensure consistency in data extraction.
3. **Clarify Tools for Analysis:** Specify the tools or software used for data analysis, synthesis, and presentation. This information is crucial for researchers aiming to replicate or build upon the study.
4. **Improve Presentation of Datasets:** Clearly describe how datasets will be presented, ensuring usability and accessibility. Consider including details on the format, structure, and any supplementary materials provided.
5. **Detail Implementation of Delphi Exercise** Elaborate on the process of hosting the Delphi exercise on Thiscovery, addressing how participant responses will be managed and the platform's functionality. Provide information on the structure and content of the Delphi questionnaires to ensure clarity and understanding among participants.
6. **Specify External Review Process:** Outline the criteria for selecting external reviewers, ensuring diversity in expertise and perspectives. Clearly define the process of collecting feedback from external reviewers, including the use of Likert scales and free-text comments.

References

1. Orscelik A, Senol YC, Bilgin C, Kobeissi H, et al.: Middle meningeal artery embolization without surgical evacuation for chronic subdural hematoma: a single-center experience of 209 cases. *Front Neurol.* 2023; **14**: 1222131 [PubMed Abstract](#) | [Publisher Full Text](#)

Is the rationale for, and objectives of, the study clearly described?

Yes

Is the study design appropriate for the research question?

Yes

Are sufficient details of the methods provided to allow replication by others?

Yes

Are the datasets clearly presented in a useable and accessible format?

Partly

Competing Interests: No competing interests were disclosed.

Reviewer Expertise: neurosurgery

I confirm that I have read this submission and believe that I have an appropriate level of expertise to confirm that it is of an acceptable scientific standard, however I have significant reservations, as outlined above.

Reviewer Report 20 September 2023

<https://doi.org/10.21956/wellcomeopenres.20492.r66687>

© 2023 Patel H. This is an open access peer review report distributed under the terms of the [Creative Commons Attribution License](#), which permits unrestricted use, distribution, and reproduction in any medium, provided the original work is properly cited.



Hiren Patel

Department of Neurosurgery, Salford Royal Foundation Trust, Salford, UK

The authors are a diverse group of clinical experts who try to describe how they are going to develop a guideline for the management of patients with a chronic subdural haematoma (csdh).

The rationale for the development of this guideline is that csdh is a common problem and that there are no guidelines available.

Although not explicitly stated given the detail in the manuscript, I think (or at least hope) that the authors also want to show openly how the guidelines were developed. It is likely that the evidence base for management of this condition is low and given that consensus based guidelines don't respect the link between quality and strength of recommendation a clear and transparent process of guideline development is important.

Overall I found the article long and difficult to follow. I wonder if the article could be written mirroring Figure 1 it may be easier to understand (including the abstract). There were sections that I felt were unnecessary in relation to the project aim. These included the stakeholder section, table 1, target population preference and views and target users sections.

The rigour of guideline development should just be guideline development

I am not sure that the delphi process needs to be explained in the consensus building delphi exercise section and neither is there a need to describe the Thiscovery platform beyond a reference.

I am also not sure what the external review section is meant to mean.

The applicability section does not add anything to the article.

I would hope that by keeping in the sections specific and relevant to the question of how the guideline is going to be developed the authors will have made transparent the process involved in what is likely to be a low evidence based consensus driven clinical guideline.

Is the rationale for, and objectives of, the study clearly described?

Partly

Is the study design appropriate for the research question?

Partly

Are sufficient details of the methods provided to allow replication by others?

Partly

Are the datasets clearly presented in a useable and accessible format?

Not applicable

Competing Interests: No competing interests were disclosed.

Reviewer Expertise: Brain injury.

I confirm that I have read this submission and believe that I have an appropriate level of expertise to confirm that it is of an acceptable scientific standard, however I have significant reservations, as outlined above.
