

Rearrangement of Arylsulfamates and Sulfates To Para-Sulfonyl Anilines and Phenols

Zhou, Yifei; Jones, Alan M

DOI:

[10.3390/molecules29071445](https://doi.org/10.3390/molecules29071445)

License:

Creative Commons: Attribution (CC BY)

Document Version

Publisher's PDF, also known as Version of record

Citation for published version (Harvard):

Zhou, Y & Jones, AM 2024, 'Rearrangement of Arylsulfamates and Sulfates To Para-Sulfonyl Anilines and Phenols', *Molecules*, vol. 29, no. 7, 1445. <https://doi.org/10.3390/molecules29071445>

[Link to publication on Research at Birmingham portal](#)

General rights

Unless a licence is specified above, all rights (including copyright and moral rights) in this document are retained by the authors and/or the copyright holders. The express permission of the copyright holder must be obtained for any use of this material other than for purposes permitted by law.

- Users may freely distribute the URL that is used to identify this publication.
- Users may download and/or print one copy of the publication from the University of Birmingham research portal for the purpose of private study or non-commercial research.
- User may use extracts from the document in line with the concept of 'fair dealing' under the Copyright, Designs and Patents Act 1988 (?)
- Users may not further distribute the material nor use it for the purposes of commercial gain.

Where a licence is displayed above, please note the terms and conditions of the licence govern your use of this document.

When citing, please reference the published version.

Take down policy

While the University of Birmingham exercises care and attention in making items available there are rare occasions when an item has been uploaded in error or has been deemed to be commercially or otherwise sensitive.

If you believe that this is the case for this document, please contact UBIRA@lists.bham.ac.uk providing details and we will remove access to the work immediately and investigate.

Article

Rearrangement of Arylsulfamates and Sulfates to *Para*-Sulfonyl Anilines and Phenols

Yifei Zhou and Alan M. Jones * 

School of Pharmacy, University of Birmingham, Edgbaston, Birmingham B15 2TT, UK

* Correspondence: a.m.jones.2@bham.ac.uk; Tel.: +44-(0)121-414-7288

Abstract: The C(sp²)-aryl sulfonate functional group is found in bioactive molecules, but their synthesis can involve extreme temperatures (>190 °C or flash vacuum pyrolysis) and strongly acidic reaction conditions. Inspired by the 1917 Tyrer industrial process for a sulfa dye that involved an aniline N(sp²)-SO₃ intermediate *en route* to a C(sp²)-SO₃ rearranged product, we investigated tributylsulfoammonium betaine (TBSAB) as a milder N-sulfamation to C-sulfonate relay reagent. Initial investigations of a stepwise route involving TBSAB on selected anilines at room temperature enabled the isolation of N(sp²)-sulfamate. Subsequent thermal rearrangement demonstrated the intermediary of a sulfamate *en route* to the sulfonate; however, it was low-yielding. Investigation of the N-sulfamate to C-sulfonate mechanism through control experiments with variation at the heteroatom positions and kinetic isotope experiments (KIE^{H/D}) confirmed the formation of a key N(sp²)-SO₃ intermediate and further confirmed an *intermolecular* mechanism. Furthermore, compounds without an accessible nitrogen (or oxygen) lone pair did not undergo sulfamation- (or sulfation) -to-sulfonation under these conditions. A one-pot sulfamation and thermal sulfonation reaction was ultimately developed and explored on a range of aniline and heterocyclic scaffolds with high conversions, including N(sp²)-sulfamates (O(sp²)-sulfates) and C(sp²)-sulfonates, in up to 99 and 80% (and 88% for a phenolic example) isolated yield, respectively. Encouragingly, the ability to modulate the *ortho-para* selectivity of the products obtained was observed under thermal control. A sulfonated analog of the intravenous anesthetic propofol was isolated (88% yield), demonstrating a proof-of-concept modification of a licensed drug alongside a range of nitrogen- and sulfur-containing heterocyclic fragments used in drug discovery.



Citation: Zhou, Y.; Jones, A.M. Rearrangement of Arylsulfamates and Sulfates to *Para*-Sulfonyl Anilines and Phenols. *Molecules* **2024**, *29*, 1445. <https://doi.org/10.3390/molecules29071445>

Academic Editors: Florian F. Mulks and Renè Hommelsheim

Received: 5 March 2024

Revised: 16 March 2024

Accepted: 18 March 2024

Published: 23 March 2024



Copyright: © 2024 by the authors. Licensee MDPI, Basel, Switzerland. This article is an open access article distributed under the terms and conditions of the Creative Commons Attribution (CC BY) license (<https://creativecommons.org/licenses/by/4.0/>).

Keywords: sulfation; sulfonation; sulfamation; rearrangement; TBSAB; Tyrer

1. Introduction

Sulfamated (N(sp²)-SO₃) and sulfonated (C(sp²)-SO₃) arylated motifs are found in a variety of valuable commodities, including sulfa dyes, sulfa drugs, and bioactive molecules (Figure 1).

Examples of bioactive N(sp²)-sulfamates include (A) a sulfamate salt prodrug derivative of the potent and selective 2-(4-aminophenyl)benzothiazole anticancer agent [1]; (B) a malonate templated sulfamic acid phosphotyrosine mimetic as a selective and potent inhibitor of HPTPβ (a protein tyrosine phosphatase) [2]; (C) a glycomimetic that has protective effects against lipid-induced endothelial dysfunction, restorative effects on diabetic endothelial colony forming cells, and preventative effects on downstream vascular calcification [3–5]. Examples of bioactive C(sp²)-sulfonates include (D) suramin, a medication for treating river blindness and African sleeping sickness [6]; (E) an inhibitor against the coenzyme A binding site of choline acetyltransferase [7]; and (F) an indole derivative possessing PGD2 receptor antagonist activity [8].

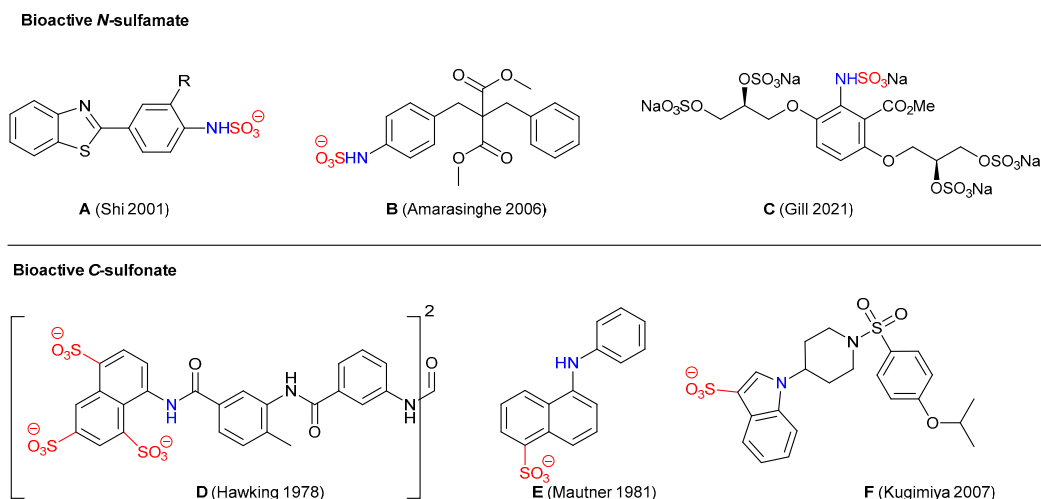


Figure 1. Structures of exemplar bioactive sulfamate and sulfonate containing molecules [1–3,6–8].

In turn, methods to prepare these $N(sp^2)$ -aryl sulfamate precursors under mild, non-corrosive conditions are limited [9–15], and $C(sp^2)$ -sulfonated compounds are only achievable under more forcing conditions (Scheme 1) [16–20].

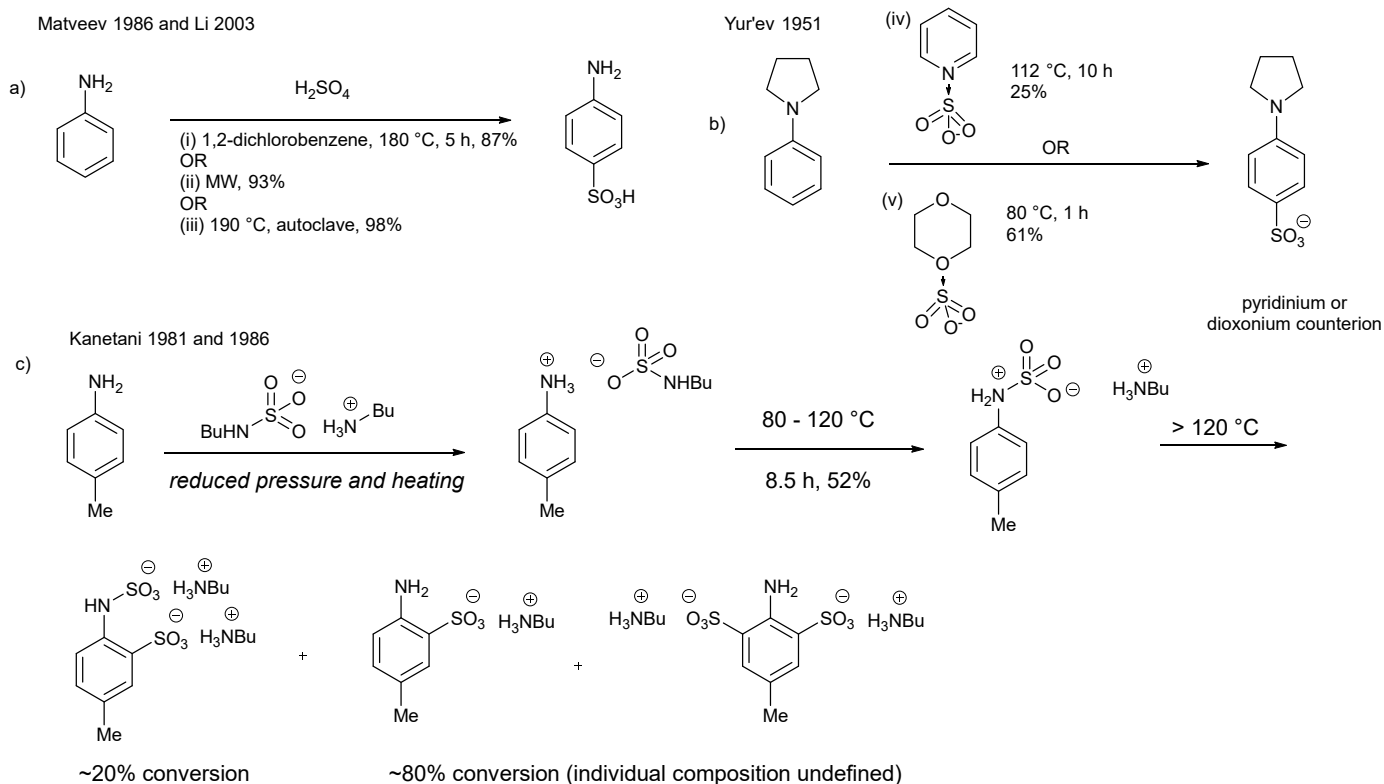
Benedetti [9] has reported one example of an N -sulfamation reaction on an unsubstituted, N -substituted, and N,N -disubstituted aniline with TBSAB in 50–90% isolated yields. Alshehri [10] has reported a single example of unsubstituted aniline sulfamation with the Me_3N-SO_3 complex in 57% isolated yield. Blackburn [11] has reported three examples of N -aryl sulfamates employing $Py-SO_3$ or Me_3N-SO_3 complexes in 94–95% isolated yield. Kanetani [12] has reported a single example of the insertion of sulfur trioxide into the $N-Si$ bond of anilinotrimethylsilane to yield phenylamidosulfate as a mixture of salts in 51% isolated yield. Within the patent literature [13], there is a direct method to insert sulfur trioxide gas with four aniline examples (i.e., aniline, *para*-methyl, *para*-chloro, and *ortho*-methyl aniline). Most recently, Phipps has used the direct action of chlorosulfonic acid on a range of anilines, with 9 examples (42–94% isolated yield) [14] and 33 examples (11–99% yield), respectively [15].

Solely on an unfunctionalized aniline, Mateev [16] and Li [17] have reported that the direct action of sulfuric acid at high temperatures delivers the *para*-sulfonylaniline. Yur'ev [18] has reported the action of the $Py-SO_3$ complex on 1-phenylpyrrolidine in a 25% yield or the unstable dioxane- SO_3 complex in a 61% yield. Kanetani [19,20] studied a *para*-blocked aniline leading to a complex mixture of sulfamated and variously sulfonated products, under flash vacuum pyrolysis conditions without isolation. Thus, there is much scope for improvement of methods to 1. N -sulfamate aryl molecules and 2. rearrange to the C -sulfonate.

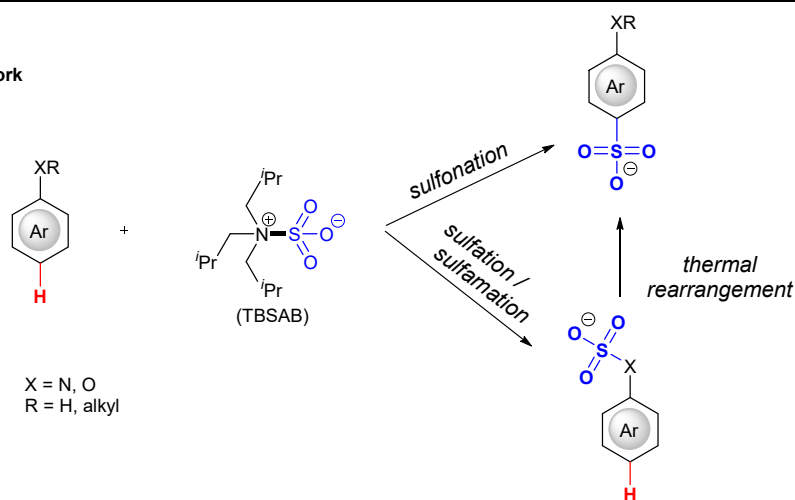
Furthermore, the mechanism by which sulfur trioxide (SO_3) is transferred in a S_EAr reaction from a sulfamate to afford this type of aryl $C(sp^2)$ -sulfonate has been of perennial interest and reinvestigated by several groups and is accepted as an *intermolecular* rearrangement [21–33].

Inspired by the Tyrer process for $C(sp^2)$ -sulfonated aryl systems via an $N(sp^2)$ -arylsulfamate [34–39], we considered whether the mild sulfating reagent tributylsulfoammonium betaine (TBSAB) [40,41] would give rise to different reactivity profiles via the in situ N -tributyl ammonium counterion effect [14,15,42] and a milder preparation of C -sulfonated molecules.

Previous work



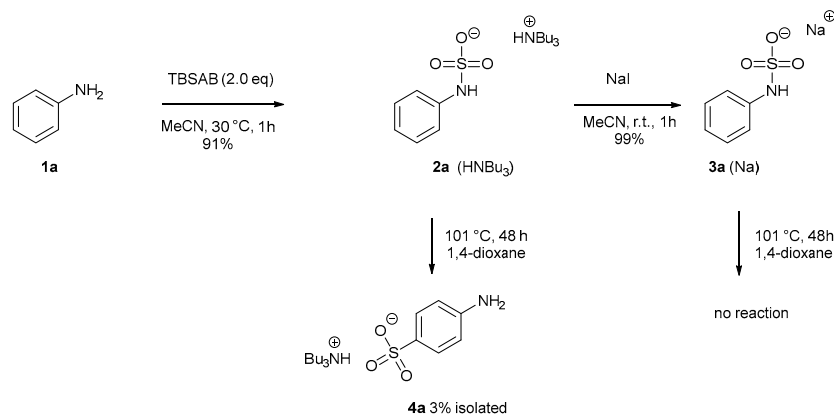
This Work



Scheme 1. Previous Approaches (a–c) towards the synthesis of *p*-aminobenzene sulfonic acid compounds using an *N*- to *C*-SO₃ transfer and this study: TBSAB is used to introduce the SO₃ group into aromatic systems. The tetrabutylammonium cation is omitted for clarity [16–20].

2. Results and Discussion

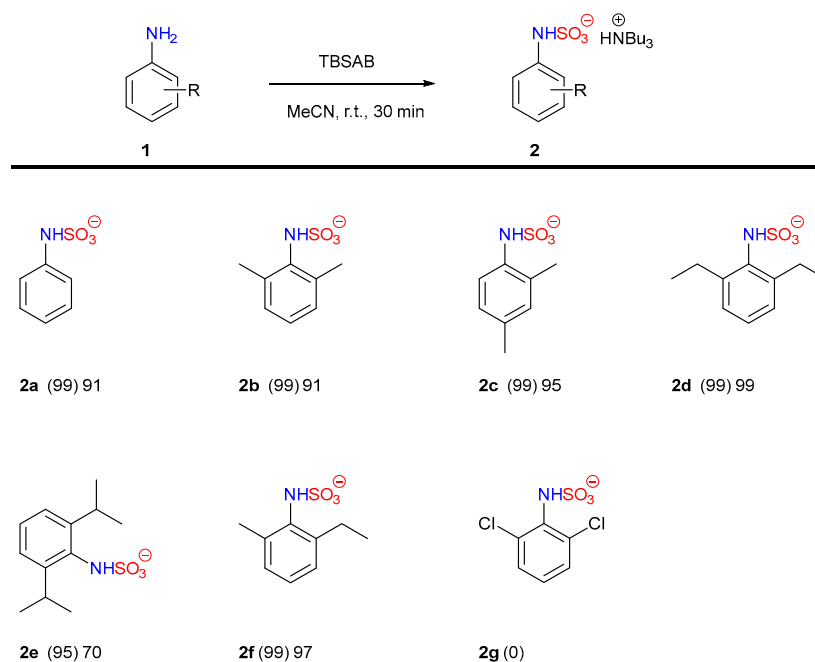
Our initial investigations focused on preparing the key *N*(*sp*²)-aniline sulfamate as both the tributylammonium (2a) and sodium (3a) salts to explore counterion effects on *ortho/para* selectivity (Scheme 2). TBSAB was prepared according to the procedure of Gill et al. [41].



Scheme 2. Initial attempts to prepare aniline sulfamates as their tributylammonium (**2a**) and sodium (**3a**) salts and resulting thermal rearrangement outcomes.

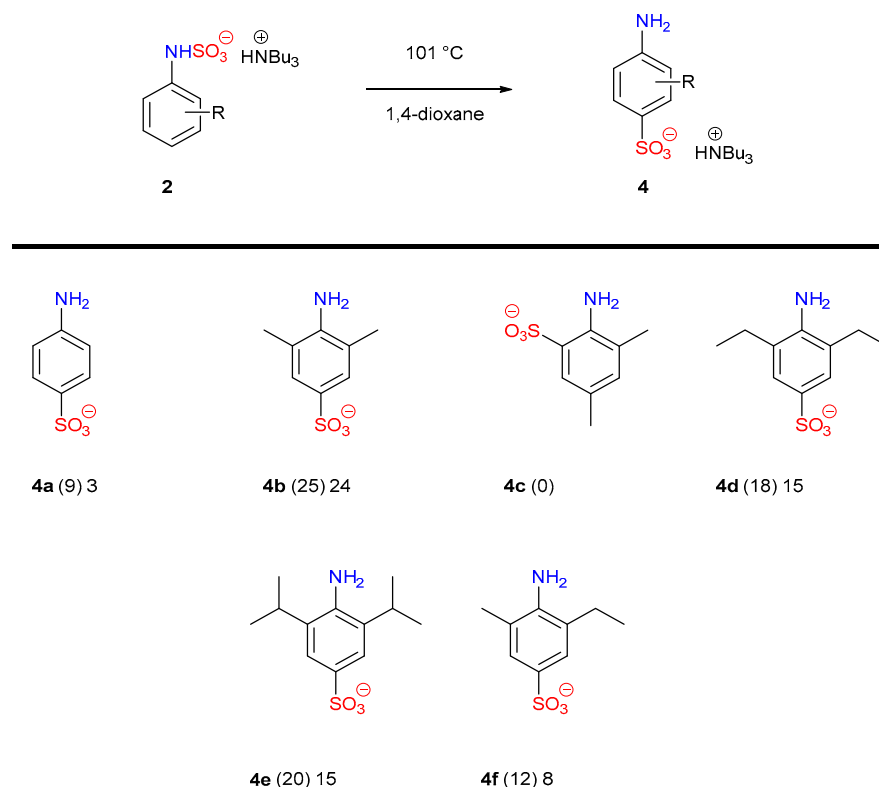
Following a reported example of aniline sulfamation using TBSAB [9], we were able to prepare **2a** in 91% yield as its tributylammonium salt (Scheme 2). Treatment of **2a** with sodium iodide afforded the corresponding sodium salt, **3a**, in quantitative yield. Refluxing **2a** and **3a** in 1,4-dioxane, a detectable amount of the *para*-rearrangement product (**4a**, 3% isolated yield) as the tributylammonium salt and no rearrangement with the sodium counterion, respectively. This tentatively indicated the suitability of the tributylammonium counterion for further exploration.

To probe the rearrangement ability of the aniline core, a range of $N(sp^2)$ -sulfamated anilines were synthesized using TBSAB as the sulfamating agent (Scheme 3) in 95–99% conversions and 70–99% isolated yield. The sterically encumbered 2,6-dichloroaniline example (**2g**) proved recalcitrant to sulfamation under these conditions. Examples selected varied the steric bulk *ortho* to the *ipso* aniline nitrogen from hydrogen < methyl < ethyl < isopropyl. To avoid the complexity of simultaneous *ortho* product formation, both *ortho* positions were blocked, except for **2c**.



Scheme 3. Synthesis of $N(sp^2)$ -anilino sulfamates using TBSAB. The tributylammonium cation is omitted for clarity. Key: percentage conversion as measured by ¹H NMR spectroscopy is reported in parentheses, and isolated yield thereafter.

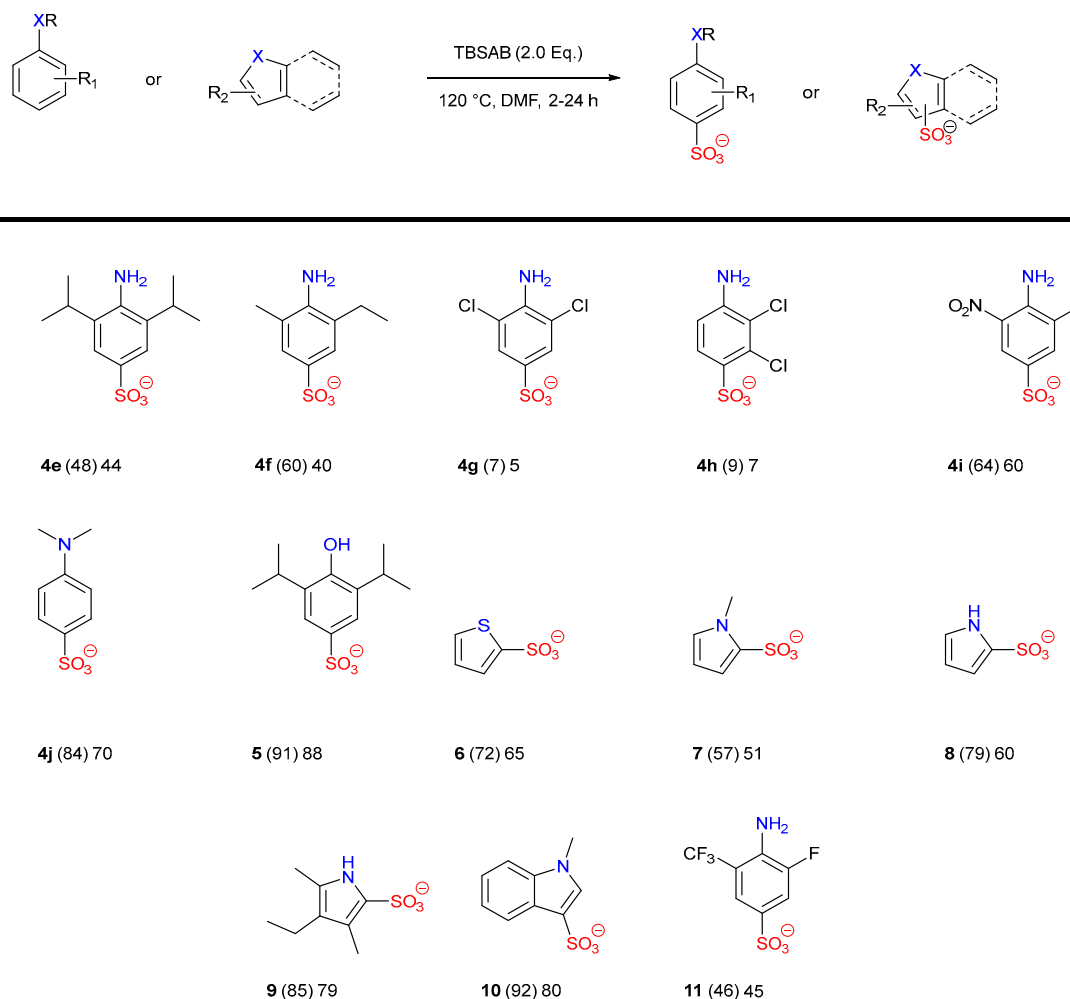
Thermal treatment of the successful sulfamated examples (**2**) led to low to modest conversions of the sulfonated product (Scheme 4). All structures where the *para* site was accessible afforded an isolable (3–24% yield) of the *para*-sulfonated product. The *ortho*-accessible analog (**4c**) did not form under these conditions, despite similar electron-rich electronics to **4b**. Instead, under these conditions, we were able to regenerate TBSAB and the starting material aniline, demonstrating the reversibility of the formation of TBSAB for the first time.



Scheme 4. Initial attempts to access 4-aminobenzene sulfonate compounds by thermal rearrangement of **2**. The tributylammonium cation is omitted for clarity. Key: percentage conversion as measured by ^1H NMR spectroscopy is reported in parentheses, and isolated yield thereafter.

Results where both *ortho* sites are blocked (**4b**, **4d**, **4e**, **4f**) agree with both the Illuminati [37] and Spillane [38,39] stepwise *intermolecular* mechanism—as an *ortho-para* sulfamate walk is not possible. Due to the non-isolation of **2g** (Scheme 3), it was decided to react 2,6-chloroaniline directly with TBSAB and heat in a one-pot set-up. A low conversion (7%) and a 5% isolated yield of **4g** were found (see Scheme 5). The success of this challenging, sterically demanding, and electron-withdrawing example in a one-pot reaction led us to consider one-pot conditions for the direct reaction of anilines with TBSAB and in situ thermal rearrangement. Attempts to optimize the one-pot reaction on an aniline model system are shown in Table 1.

Entries 1–6 (Table 1) demonstrate that the highest conversion was observed with 2.0 equivalents of TBSAB (entry 4). Entry 6 (Table 1) shows that an inert atmosphere is preferred for the reaction. Entry 7 (Table 1) shows that no reaction occurs at a lower temperature. The use of polar protic solvents led to the unwanted breakdown of the $N(\text{sp}^2)$ -sulfamate to the aniline starting material (Chart 4, entries 8 and 9). This was confirmed via analogous treatment of an authentic sample of the sulfamate, ^1H NMR spectroscopy, and thin-layer chromatography analysis.



Scheme 5. Reaction scope on aryl ring systems via a one-pot reaction. The tributylammonium cation is omitted for clarity. Key: percentage conversion as measured by ¹H NMR spectroscopy is reported in parentheses, and isolated yield thereafter. X = O, N, S and R¹/R² = substituent variation.

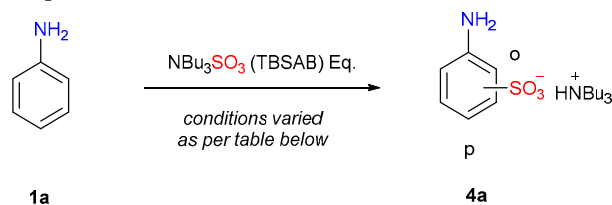
Entries 10–13 (Table 1) detail the use of DMF as the solvent and varying the reaction temperature. With increasing temperature, the higher conversions were found, with an optimum at 120 °C (entry 12). Higher temperatures (>120 °C) were found to lead to more *ortho*-substituted product, for example, selectivity (*para*: *ortho*) decreased from 10:1 to 5:1. Entries 14–17 (Table 1) detail the use of DMSO as the solvent. Although entry 14 was comparable to the optimal DMF result, the complications of removing DMSO led to this being discontinued. Entries 18–21 (Table 1) detail the use of 1,2-dichlorobenzene as the solvent. Similarly, entry 18 was comparable and gave a comparable *para*: *ortho* ratio to DMF (entry 12), but difficulties removing this solvent ruled out further investigation.

Furthermore, in both the DMSO and 1,2-dichlorobenzene examples, evidence for the degradation of TBSAB was found above 160 °C (¹H NMR spectroscopic analysis). With the optimal conditions for a one-pot *para*-selective S_EAr identified, substituted anilines, heterocycles, and oxygen-containing systems were screened (Scheme 5).

The one-pot method was applied to compounds 4e, 4f, and 4g (Scheme 5), which resulted in improvements in conversion and isolated yield compared to the stepwise procedure (Schemes 3 and 4). Herein, 4e increased from a linear 11% yield to 44%, 4f increased from a linear 18% yield to 40%, and 4g increased from no reaction to a 5% isolated yield. A regioisomer of 4g gave a similar low yield of 7% (4h), demonstrating the deactivating effect of the di-chloro-aryl ring system. However, other electron-withdrawing

groups are well tolerated. The nitro-containing example (**4i**) proceeded with a 64% conversion (60% isolated).

Table 1. Optimization of an aniline model system. ^a Conversion and selectivity were determined by ¹H NMR spectroscopy; ^b No reaction occurs below 80 °C; ^c Reaction products begin to decompose above 160 °C. Equivalents (Eq.) of TBSAB are varied. No reaction was observed below the reflux temperature of 1,4-dioxane (101 °C).



Entry	Eq.	T (°C)	Atmosphere	Solvent	<i>p</i> -4a at t = 2 h (%) ^a	<i>p</i> -4a at t = 24 h (%) ^a	Selectivity <i>p</i> : <i>o</i> ^a
1	0.5	101	Ar	1,4-Dioxane	6	7	-
2	1.0	101	Ar	1,4-Dioxane	1	6	-
3	1.5	101	Ar	1,4-Dioxane	7	10	-
4	2	101	Ar	1,4-Dioxane	4	12	-
5	4	101	Ar	1,4-Dioxane	4	9	-
6	2	101	air	1,4-Dioxane	3	11	-
7 ^b	2	80	Ar	1,4-Dioxane	-	-	-
8	2	100	Ar	Formic Acid	-	-	-
9	2	100	Ar	Butan-2-ol	-	-	-
10	2	80	Ar	DMF	-	-	-
11	2	100	Ar	DMF	4	13	-
12	2	120	Ar	DMF	32	58	>10:1
13	2	140	Ar	DMF	30	49	5:1
14	2	120	Ar	DMSO	25	48	8:1
15	2	140	Ar	DMSO	15	35	2:1
16	2	160	Ar	DMSO	-	-	-
17	2	180	Ar	DMSO	-	-	-
18	2	120	Ar	1,2-dichlorobenzene	27	52	>10:1
19	2	140	Ar	1,2-dichlorobenzene	20	44	4:1
20 ^c	2	160	Ar	1,2-dichlorobenzene	-	-	-
21 ^c	2	180	Ar	1,2-dichlorobenzene	-	-	-

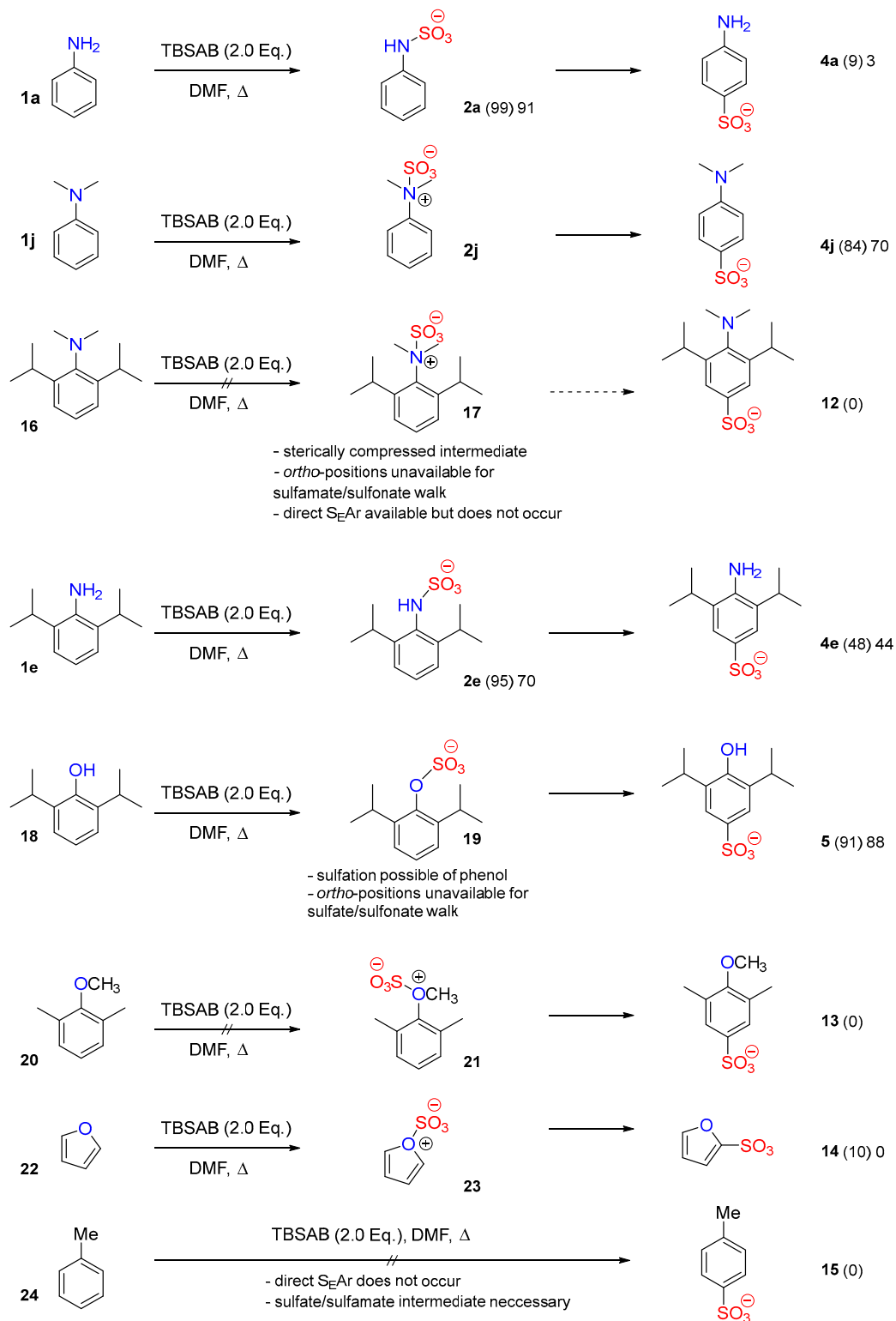
N,N-dimethylaniline proceeded smoothly to afford the *para*-substituted sulfonate in 70% isolated yield (**4j**). Moving to other heteroatoms, the hydroxyl group of the sterically demanding i.v. anesthetic, propofol, was readily sulfonated in an 88% isolated yield (**5**). Thiophene was readily sulfonated in the 2-position (**6**) with a 65% yield. Protected (**7**) and unprotected pyrrole (**8**) were sulfonated in 51 and 60% yields, respectively. A tetrasubstituted pyrrole (**9**) was prepared with an excellent 79% yield, and *N*-methylindole (**10**) was sulfonated at the C3 position with an 80% isolated yield. Furthermore, a fluorine-containing building block was readily sulfonated in 45% isolated yield (**11**). In turn, these sulfonated (hetero)aryl systems can be further manipulated to produce sulfonyl chlorides, sulfonamides, and sulfinates as building blocks in medicinal chemistry applications.

3. Control Experiments

The rearrangement mechanism of an unsubstituted aniline sulfamate to the corresponding *para*-aniline sulfonate is believed to proceed via an *intermolecular* rearrangement. Radiolabeling experiments with H₂³⁵SO₄ demonstrated that the sulfamate was desulfamated to sulfur trioxide during the rearrangement via radiolabel dilution [37–39]. This prior study has ruled out a stepwise *ortho-para intramolecular* sulfonate walk.

Using a pragmatic approach, for example, by blocking the *ortho*-aniline positions, we have experimentally confirmed that an *intramolecular* movement of the sulfur group does not occur (e.g., **4e**, **4f**, **4g**, and **4i**) in more complex substituted examples.

However, a question remained as to whether an *N*-sulfamate is indeed a necessary intermediate for the overall sulfonation reaction with TBSAB to afford the *C*-sulfonate product (Scheme 6). For instance, does sulfonation occur directly with TBSAB via $S_{E}Ar$, or is the *N*-sulfamate a critical intermediate?



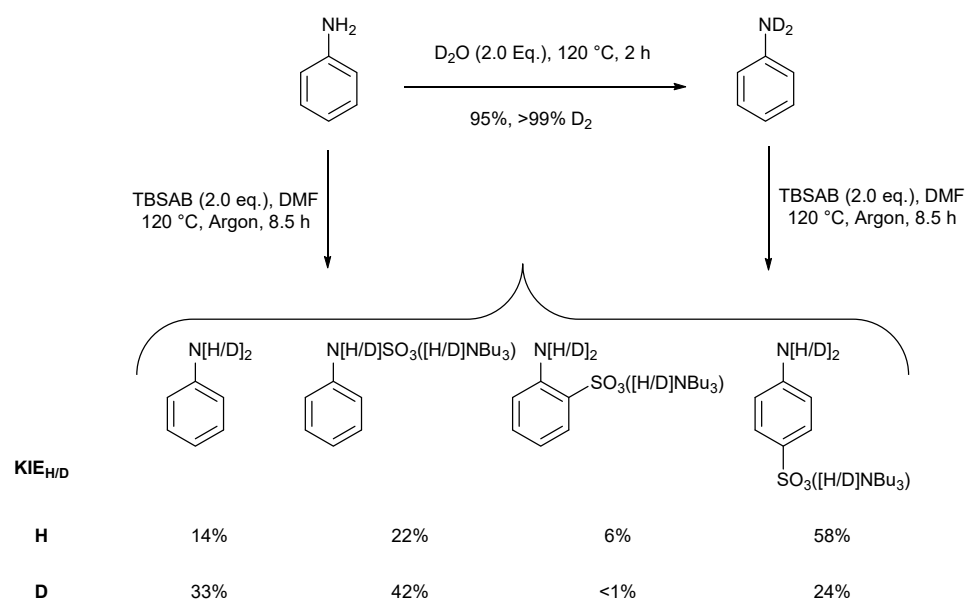
Scheme 6. Control experiment results. Dashed arrow indicates hypothetical product.

In comparison to aniline (**1a**), *N,N*-dimethylaniline (**1j**) proceeded smoothly to afford the *para*-sulfonate **4j** in a 70% isolated yield (84% conversion as measured by ^1H NMR spectroscopy). The molecularly matched pair (MMP), *N,N*-dimethylaniline analog (**16**) to the successful propofol (**18**) example did not show any evidence of the desired reaction by ^1H NMR spectroscopic analysis of the crude reaction product. Molecular modeling demonstrated how sterically compressed the sulfamate would be sandwiched between di-*ortho*-isopropyl groups [43,44]. Thus, in this example, it can be concluded that sulfamation is necessary prior to sulfonation.

Replacing the phenol in the propofol example (**5**, 91% conversion (88% isolated)), with a similar but less sterically demanding methoxy example (**13**) resulted in only a trace conversion to the *para*-sulfonated **13** (as measured by time-course ^1H NMR spectroscopy). The need for an available hydroxyl group can be further ascribed to the results of furan (**22**). A range of conditions were applied (r.t. to 85 °C) and solvents (DCM, MeCN, and 1,2-DCE), and a maximal 10% conversion was observed. Isolation of the sulfated furan (**14**) was further complicated by the presence of residual TBSAB (23% *w/w* impurity by ^1H NMR spectroscopy).

To probe whether sulfonation of the aryl system is possible without a heteroatom, toluene was treated under the optimal aniline conditions (TBSAB, 120 °C, DMF, 24 h), and no trace of **15** was observed in the crude sample by ^1H NMR spectroscopy, ruling out a direct $\text{S}_{\text{E}}\text{Ar}$ C-sulfonation mechanism with the TBSAB reagent.

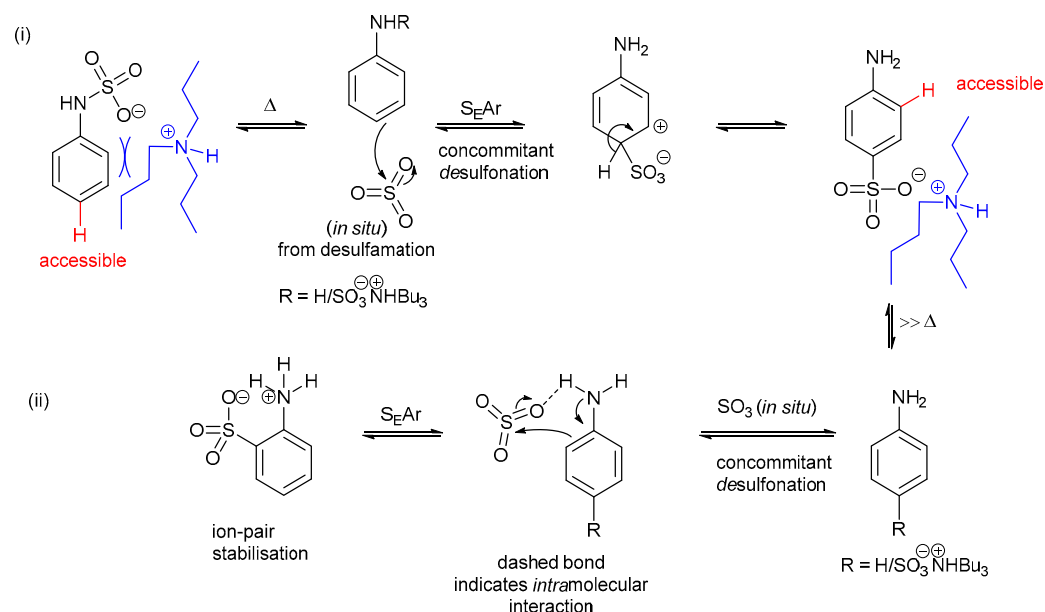
To further prove the requirement for *N*-sulfamation to occur prior to sulfonation, a kinetic isotope experiment was devised with D_2 -aniline (Scheme 7). The conversion of both rearrangement and sulfamate intermediate products noticeably decreased with the presence of deuterium, which implies the rate-determining step of this reaction is the formation of the *N*-sulfamate (Table S1 and Figure S1).



Scheme 7. $\text{KIE}_{\text{H/D}}$ effects on aniline sulfamation/sulfonation. Percentage conversion measured by ^1H NMR spectroscopic analysis.

A proposed mechanism for (i) *para*-sulfonation and (ii) *ortho*-sulfonation is shown in Scheme 8. Sulfur trioxide is released from the *N*-sulfamate under thermal conditions, which then undergoes an $\text{S}_{\text{E}}\text{Ar}$ intermolecular reaction with the aniline to deliver the *para*-C-sulfonate product due to steric crowding at the *ortho* positions due to the tributylammonium cation effect. Upon prolonged high temperature, the *para*-C-sulfonate can reform aniline and sulfur trioxide *in situ*. Via intermolecular stabilization, an *ortho*-C-sulfonate product begins to form once sufficient energy input is reached into the system. With the advent of

ohmic heating approaches [45] and alternative routes to *ortho*-sulfonates [46], this approach offers a mild route to *para*-sulfonates.



Scheme 8. (i) A proposed mechanism for the intermolecular rearrangement process from *N*-S (sulfamate) to the *para*-C-S (sulfonate) position, and (ii) an observed increase in *ortho* selectivity under increased thermal conditions.

4. Conclusions

In this study, we have demonstrated that TBSAB is a mild aniline *N*-sulfamation (and phenol *O*-sulfation) reagent and a sulfamate (and sulfate) to sulfonate relay reagent. A range of aniline, phenol, and *N* and *S*-containing heterocyclic scaffolds were *C*-sulfonated in high conversions (6 examples of *N*(*sp*²)-sulfamates in up to 99% isolated yield and 16 examples of *C*(*sp*²)-sulfonate in up to 80% isolated yield) with the ability to change the *ortho*-*para* ratio of the products obtained under thermal control. A re-investigation of the *N*- to *C*-sulfate rearrangement mechanism through designed examples with variation at the heteroatom position and kinetic isotope experiments (KIE^{H/D}) confirmed the necessity of an *N*-sulfamate (and *O*-sulfate) intermediate. The sulfonation reaction has also been exemplified on a drug molecule, demonstrating this approach as a route to incorporate this functionality at a late stage in more complex scaffolds. This manuscript was previously a ChemRxiv pre-print [47].

Supplementary Materials: The following supporting information can be downloaded at: <https://www.mdpi.com/article/10.3390/molecules29071445/s1>. See supporting information for characterization data on all compounds and accompanying ¹H, ¹³C, and ¹⁹F NMR spectra.

Author Contributions: A.M.J. conceived the project, supervised, drafted, and revised the manuscript. Y.Z. conducted the experiments and drafted the manuscript. All authors have read and agreed to the published version of the manuscript.

Funding: This research received no external funding.

Institutional Review Board Statement: Not applicable.

Informed Consent Statement: Not applicable.

Data Availability Statement: Data are contained within the article and Supplementary Materials.

Conflicts of Interest: The authors declare no conflicts of interest.

References

1. Shi, D.-F.; Bradshaw, T.D.; Chua, M.-S.; Westwell, A.D.; Stevens, M.F.G. Antitumour Benzothiazoles. Part 15:1 The Synthesis and Physico-Chemical Properties of 2-(4-Aminophenyl)benzothiazole Sulfamate Salt Derivatives. *Bioorg. Med. Chem. Lett.* **2001**, *11*, 1093–1095. [[CrossRef](#)] [[PubMed](#)]
2. Amarasinghe, K.K.D.; Evdokimov, A.G.; Xu, K.; Clark, C.M.; Maier, M.B.; Srivastava, A.; Colson, A.E.; Gerwe, G.S.; Stake, G.E.; Howard, B.W.; et al. Design and synthesis of potent, non-peptidic inhibitors of HPTPb. *Bioorg. Med. Chem. Lett.* **2006**, *16*, 4252–4256. [[CrossRef](#)]
3. Gill, D.M.; Povinelli, A.P.R.; Zazeri, G.; Shamir, S.A.; Mahmoud, A.M.; Wilkinson, F.L.; Alexander, M.Y.; Cornelio, M.L.; Jones, A.M. The modulatory role of sulfated and non-sulfated small molecule heparan sulfate-glycomimetics in endothelial dysfunction: Absolute structural clarification, molecular docking and simulated dynamics, SAR analyses and ADME studies. *RSC Med. Chem.* **2021**, *12*, 779–790. [[CrossRef](#)]
4. Sidgwick, G.P.; Weston, R.; Mahmoud, A.M.; Schiro, A.; Serracino-Ingloft, F.; Tandel, S.M.; Skeoch, S.; Bruce, I.N.; Jones, A.M.; Alexander, M.Y.; et al. Novel Glycomimetics Protect against Glycated Low-Density Lipoprotein-Induced Vascular Calcification In Vitro via Attenuation of the RAGE/ERK/CREB Pathway. *Cells* **2024**, *13*, 312. [[CrossRef](#)] [[PubMed](#)]
5. Mahmoud, A.M.; Jones, A.M.; Sidgwick, G.; Arafat, A.M.; Wilkinson, F.L.; Alexander, M.Y. Small molecule glycomimetics inhibit vascular calcification via c-Met/Notch3/HES1 signalling. *Cell. Phys. Biochem.* **2019**, *53*, 323–336.
6. Hawking, F. Suramin: With special reference to onchocerciasis. *Adv. Pharmacol. Chemother.* **1978**, *15*, 289–322.
7. Mautner, H.G.; Merrill, R.E.; Currier, S.F.; Harvey, G. Interaction of aromatic dyes with the coenzyme A binding site of choline acetyltransferase. *J. Med. Chem.* **1981**, *24*, 1534–1537. [[CrossRef](#)]
8. Kugimiya, A.; Tachibana, Y. Indolecarboxylic Acid Derivative Having PGD2 Receptor Antagonistic Activity. WO/2007/029629 A1, 27 March 2007.
9. Benedetti, A.M.; Gill, D.M.; Tsang, C.W.; Jones, A.M. Chemical methods for N- and O-sulfation of small molecules, amino acids and peptides. *ChemBioChem* **2020**, *21*, 938–942. [[CrossRef](#)] [[PubMed](#)]
10. Alshehri, J.A.; Benedetti, A.M.; Jones, A.M. A Novel Exchange Method to Access Sulfated Molecules. *Sci. Rep.* **2020**, *10*, 16559. [[CrossRef](#)]
11. Blackburn, J.M.; Short, M.A.; Castanheiro, T.; Ayer, S.K.; Muellers, T.D.; Roizen, J.L. Synthesis of N-Substituted Sulfamate Esters from Sulfamic Acid Salts by Activation with Triphenylphosphine Ditriflate. *Org. Lett.* **2017**, *19*, 6012–6015. [[CrossRef](#)]
12. Kanetani, F.; Okada, E.; Negoro, K. Insertion of Sulfur Trioxide into the N-Si Bond of Anilinotrimethylsilane. An Improved Method for the Preparation of Free Phenylamidodisulfuric acid. *Bull. Chem. Soc. Jpn.* **1986**, *59*, 2517–2520. [[CrossRef](#)]
13. Qingdao University of Science and Technology. Preparation of Amido Sulfonate Derivative Using Sulfur Trioxide. CN114605295 A, 10 June 2022.
14. Mihai, M.T.; Williams, B.D.; Phipps, R.J. Para-Selective C-H Borylation of Common Arene Building Blocks Enabled by Ion-Pairing with a Bulky Counteranion. *J. Am. Chem. Soc.* **2019**, *141*, 15477–15482. [[CrossRef](#)] [[PubMed](#)]
15. Gillespie, J.E.; Morrill, C.; Phipps, R.J. Regioselective Radical Arene Amination for the Concise Synthesis of ortho-Phenylenediamines. *J. Am. Chem. Soc.* **2021**, *143*, 9355–9360. [[CrossRef](#)] [[PubMed](#)]
16. Matveev, L.G.; Chalykh, S.N.; Okhterova, I.A.; Nazarova, N.E.; Chalykh, E.A.; Gradov, V.A. Synthesis and Properties of Sulfate Salts of Para-Substituted Aromatic-Amines. *J. Appl. Chem. USSR* **1985**, *58*, 770–774.
17. Li, H.-Z.; Xiao, L.-W.; Li, H.-Y.; Wang, K.-F.; Li, X. A Study on the Sulfonation of Aromatic Amines with Sulfuric Acid under Microwave Irradiation. *J. Chem. Res.* **2003**, *2003*, 493–494. [[CrossRef](#)]
18. Yur'ev, Y.K.; Arbatskii, A.V. Nitrosation and sulfonation of 1-phenylpyrrolidine. *Vestnik Moskovskogo Universiteta* **1951**, *6*, 97–102.
19. Kanetani, F.; Yamaguchi, H. Studies of Reactions of Amines with Sulfur Trioxide. VI. Thermal Reactions of Anilinium, Dimethylanilinium, and Trimethylanilinium Salts of Butylamidodisulfuric acid. *Bull. Chem. Soc. Jpn.* **1981**, *54*, 3048–3058. [[CrossRef](#)]
20. Kanetani, F. Preparation of Arylimidobis(sulfates). *Bull. Chem. Soc. Jpn.* **1986**, *59*, 952–954. [[CrossRef](#)]
21. Koleva, G.; Galabov, B.; Kong, J.; Schaefer, H.F., III; von R. Schleyer, P. Electrophilic Aromatic Sulfonation with SO₃: Concerted or Classic SEAr mechanism? *J. Am. Chem. Soc.* **2011**, *133*, 19094–19101. [[CrossRef](#)]
22. Moors, S.L.C.; Deraet, X.; Assche, G.V.; Geerlings, P.; De Proft, F. Aromatic sulfonation with sulfur trioxide: Mechanism and kinetic model. *Chem. Sci.* **2017**, *8*, 680–688. [[CrossRef](#)]
23. Morley, J.O.; Roberts, D.W. Molecular Modeling Studies on Aromatic Sulfonation. 1. Intermediates Formed in the Sulfonation of Toluene. *J. Org. Chem.* **1997**, *62*, 7358–7363. [[CrossRef](#)] [[PubMed](#)]
24. Morley, J.O.; Roberts, D.W.; Watson, S.P. Experimental and molecular modelling studies on aromatic sulfonation. *J. Chem. Soc. Perkin Trans. II* **2002**, *2*, 538–544. [[CrossRef](#)]
25. Galabov, B.; Nalbantova, D.; von R. Schleyer, P.; Schaefer, H.F., III. Electrophilic Aromatic Substitution: New Insights into an Old Class of Reactions. *Acc. Chem. Res.* **2016**, *49*, 1191–1199. [[CrossRef](#)] [[PubMed](#)]
26. Bochkareva, T.P.; Passat, B.V.; Popov, K.R.; Platonova, N.V.; Koval'cuk, T.I. Sulfonation of substituted azoles with sulfur trioxide in dichloroethane. *Khimiya Geterotsiklicheskikh Soedin.* **1987**, *23*, 1084–1089. [[CrossRef](#)]
27. Lally, J.M.; Spillane, W.J. The Photochemistry of Phenylsulphamic Acid: Photorearrangement and Photodegradation. *J. Chem. Soc. Chem. Commun.* **1987**, *1*, 8–9. [[CrossRef](#)]
28. Benson, G.A.; Spillane, W.J. Sulfamic Acids and Its N-Substituted Derivatives. *Chem. Rev.* **1980**, *80*, 151–186. [[CrossRef](#)]

29. Maarsen, P.K.; Cerfontain, H. Aromatic Sulphonation. Part 56. The Rearrangement of Phenylsulphamic Acid to Aniliniumsulphonic Acids in Concentrated Sulphuric Acid: Evidence for an Intermolecular Reaction Pathway. *J. Chem. Soc. Perkin Trans. II* **1977**, *2*, 921–928. [[CrossRef](#)]
30. Newcomer, R.; McKee, J.; Zanger, M. Triflic acid-catalyzed rearrangement of unalkylated benzene sulfonamides. *Synth. Commun.* **2016**, *46*, 949–955. [[CrossRef](#)]
31. Kanetani, F.; Yamaguchi, H. Studies of Reactions of Amines with Sulfur Trioxide. V. Transsulfonation of Amine Salts of Some N-Substituted Amidosulfuric Acids. *Bull. Chem. Soc. Jpn.* **1978**, *51*, 3039–3046. [[CrossRef](#)]
32. Hopkins, A.; Day, R.A.; Williams, A. Sulfate Group Transfer between Nitrogen and Oxygen: Evidence Consistent with an Open “Exploded” Transition State. *J. Am. Chem. Soc.* **1983**, *105*, 6062–6070. [[CrossRef](#)]
33. Gilbert, E.E. The Reactions of Sulfur Trioxide, and of its Adducts, with organic compounds. *J. Am. Chem. Soc.* **1962**, *62*, 549–589. [[CrossRef](#)]
34. Tyrer, D. Sulfonation of Hydrocarbons. U.S. Patent 1210725, 2 January 1917.
35. Roeges, N. A simple preparation of sulfanilic acid. *J. Chem. Educ.* **1968**, *45*, 274. [[CrossRef](#)]
36. Bamberger, E.; Hindermann, E. Umlagerung der Phenylsulfaminsäure. *Chem. Ber.* **1897**, *30*, 654. [[CrossRef](#)]
37. Illuminati, G. A Reinvestigation of the Role of Phenylsulfamic Acid in the Formation of Aminobenzenesulfonic Acids. *J. Am. Chem. Soc.* **1956**, *78*, 2603–2606. [[CrossRef](#)]
38. Spillane, W.J.; Scott, F.L. Radiosulphur studies on the rearrangement of phenylsulphamic acid to sulphanilic acid. *Tetrahedron Lett.* **1967**, *8*, 1251–1253. [[CrossRef](#)]
39. Spillane, W.J.; Scott, F.L. The Rearrangement of Phenylsulphamic Acid to Sulphanilic Acid in the Presence of [35S] Sulphuric Acid. *J. Chem. Soc. B* **1968**, 779–781. [[CrossRef](#)]
40. Jones, A.M. Tributylsulfoammonium Betaine. The Encyclopaedia of Reagents for Organic Synthesis (e-EROS). 2021. Available online: <https://onlinelibrary.wiley.com/doi/full/10.1002/047084289X.RN02393> (accessed on 4 March 2024).
41. Gill, D.M.; Male, L.; Jones, A.M. Sulfation made simple: A strategy for synthesising sulfated molecules. *Chem. Commun.* **2019**, *55*, 4319–4322. [[CrossRef](#)] [[PubMed](#)]
42. Montero Bastidas, J.R.; Oleskey, T.J.; Miller, S.L.; Smith, M.R., III; Maleczka, R.E., Jr. Para-Selective, Iridium-Catalyzed C–H Borylations of Sulfated Phenols, Benzyl Alcohols, and Anilines Directed by Ion-Pair Electrostatic Interactions. *J. Am. Chem. Soc.* **2019**, *141*, 15483–15487. [[CrossRef](#)]
43. Prinsen, A.J.; Koeberg-Telder, A.; Cerfontain, H. Sulphonation of polymethylbenzenesulphonic acids. Evidence for a buttressing effect. *Tetrahedron* **1970**, *26*, 1953–1960. [[CrossRef](#)]
44. Alexander, E.R. Mechanism of the Sulfonation of Aromatic Amines. II. Sulfonation at Elevated Temperatures with Sulfuric Acid. *J. Am. Chem. Soc.* **1947**, *69*, 1599–1602. [[CrossRef](#)]
45. Pereira, M.R.R.C.; Ribeiro, A.F.G.; Silva, A.M.S.; Silva, V.L.M. Ohmic heating-assisted regioselective sulfonation of aniline: Synthesis of sulfanilic acid. *New J. Chem.* **2022**, *46*, 20481–20489. [[CrossRef](#)]
46. Morrill, C.; Gillespie, J.E.; Phipps, R.J. An Aminative Rearrangement of O-(Arenesulfonyl)hydroxylamines: Facile Access to ortho-Sulfonyl Anilines. *Angew. Chem. Int. Ed.* **2022**, *61*, e202204025, *Angew. Chem.* **2022**, *134*, e202204025. [[CrossRef](#)] [[PubMed](#)]
47. Zhou, Y.; Jones, A.M. A Sulfonative Rearrangement of N-Aryl Sulfamates to para-Sulfonyl Anilines. *ChemRxiv* **2022**. [[CrossRef](#)]

Disclaimer/Publisher’s Note: The statements, opinions and data contained in all publications are solely those of the individual author(s) and contributor(s) and not of MDPI and/or the editor(s). MDPI and/or the editor(s) disclaim responsibility for any injury to people or property resulting from any ideas, methods, instructions or products referred to in the content.