

Robert Sidney Cox III¹ / Curtis Madsen² / James Alastair McLaughlin³ / Tramy Nguyen⁴ /
Nicholas Roehner⁵ / Bryan Bartley⁶ / Jacob Beal⁵ / Michael Bissell⁷ / Kiri Choi⁶ / Kevin Clancy⁸
/ Raik Grünberg⁹ / Chris Macklin⁷ / Goksel Misirli¹⁰ / Ernst Oberortner¹¹ / Matthew Pocock¹² /
Meher Samineni⁴ / Michael Zhang⁴ / Zhen Zhang¹³ / Zach Zundel⁴ / John H. Gennari⁶ / Chris Myers¹⁴
/ Herbert Sauro⁶ / Anil Wipat³

Synthetic Biology Open Language (SBOL) Version 2.2.0

¹ Prospect Bio, Brisbane, CA, USA

² Boston University, Boston, MA, USA

³ Newcastle University, Newcastle, United Kingdom of Great Britain and Northern Ireland

⁴ University of Utah, Salt Lake City, UT, USA

⁵ Raytheon BBN Technologies, Cambridge, MA, USA

⁶ University of Washington, Seattle, WA, USA

⁷ Amyris, Inc., Emeryville, CA, USA

⁸ ThermoFisher Scientific, San Diego, CA, USA

⁹ King Abdullah University for Science and Technology, Thuwal, Saudi Arabia

¹⁰ Keele University, Keele, Staffordshire, United Kingdom of Great Britain and Northern Ireland

¹¹ DOE Joint Genome Institute, Walnut Creek, CA, USA

¹² Turing Ate My Hamster LTD, Newcastle, UK

¹³ Utah State University, Logan, UT, USA

¹⁴ University of Utah, Salt Lake City, UT, USA, E-mail: myers@ece.utah.edu

Abstract:


Synthetic biology builds upon the techniques and successes of genetics, molecular biology, and metabolic engineering by applying engineering principles to the design of biological systems. The field still faces substantial challenges, including long development times, high rates of failure, and poor reproducibility. One method to ameliorate these problems would be to improve the exchange of information about designed systems between laboratories. The synthetic biology open language (SBOL) has been developed as a standard to support the specification and exchange of biological design information in synthetic biology, filling a need not satisfied by other pre-existing standards. This document details version 2.2.0 of SBOL that builds upon version 2.1.0 published in last year's JIB special issue. In particular, SBOL 2.2.0 includes improved description and validation rules for genetic design provenance, an extension to support combinatorial genetic designs, a new class to add non-SBOL data as attachments, a new class for genetic design implementations, and a description of a methodology to describe the entire design-build-test-learn cycle within the SBOL data model.

Keywords: Synthetic Biology, Synthetic Biology Open Language, Standards

DOI: 10.1515/jib-2018-0001

Received: January 1, 2018; **Accepted:** February 1, 2018

Chris Myers is the corresponding author.

 ©2018, Robert Sidney Cox et al., published by De Gruyter.

This work is licensed under the Creative Commons Attribution-NonCommercial-NoDerivatives 4.0 License.

BBF RFC 114: Synthetic Biology Open Language (SBOL) Version 2.2.0

Editors:

Robert Sidney Cox	<i>Kobe University, Japan</i>
Curtis Madsen	<i>Boston University, USA</i>
James McLaughlin	<i>Newcastle University, UK</i>
Tramy Nguyen	<i>University of Utah, USA</i>
Nicholas Roehner	<i>Raytheon BBN Technologies, USA</i>

Chair:

Anil Wipat	<i>Newcastle University, UK</i>
------------	---------------------------------

sbol-editors@googlegroups.com

Additional authors, by institution:

Jacob Beal	<i>Raytheon BBN Technologies, USA</i>
Kevin Clancy	<i>ThermoFisher Scientific, USA</i>
Raik Grünberg	<i>King Abdullah University for Science and Technology, SA</i>
Chris Macklin, Michael Bissell	<i>Amyris, Inc., USA</i>
Goksel Misirli	<i>Keele University, UK</i>
Ernst Oberortner	<i>DOE Joint Genome Institute, USA</i>
Matthew Pocock	<i>Turing Ate My Hamster LTD, UK</i>
Zhen Zhang	<i>Utah State University, USA</i>
Chris Myers, Michael Zhang,	<i>University of Utah, USA</i>
Meher Samineni, Zach Zundel	
Bryan Bartley, Kiri Choi,	
John H. Gennari, Herbert Sauro	<i>University of Washington, USA</i>

Non-author contributors, by institution:

Douglas Densmore	<i>Boston University, USA</i>
Paolo Missier	<i>Newcastle University, UK</i>
Jacqueline Quinn	<i>Google, USA</i>
Guy-Bart Stan	<i>Imperial College London, UK</i>

Version 2.2.0

December 31, 2017



Contents

1 Purpose	4
2 Relation to other BBF RFCs	7
3 Copyright and License Statement	8
4 A Brief History of SBOL	9
5 SBOL Specification Vocabulary	11
5.1 Term Conventions	11
5.2 SBOL Class Names	11
6 Overview of SBOL	13
7 SBOL Data Model	16
7.1 Understanding the UML Diagrams	16
7.2 Naming and Font Conventions	16
7.3 Data Types	17
7.4 Identified	17
7.5 TopLevel	20
7.6 Sequence	20
7.7 ComponentDefinition	22
7.7.1 ComponentInstance	26
7.7.2 Component	28
7.7.3 MapsTo	29
7.7.4 SequenceAnnotation	32
7.7.5 Location	33
7.7.6 SequenceConstraint	36
7.8 Model	37
7.9 ModuleDefinition	39
7.9.1 Module	41
7.9.2 FunctionalComponent	42
7.9.3 Interaction	43
7.9.4 Participation	44
7.10 Collection	46
7.11 CombinatorialDerivation	47
7.11.1 VariableComponent	49
7.12 Implementation	51
7.13 Attachment	52
7.14 Annotation and Extension of SBOL	53
7.14.1 Annotating SBOL objects	54
7.14.2 GenericTopLevel	55
8 Mapping Between SBOL 1.1 and SBOL 2.x	58
9 Data Model Examples	59
10 SBOL RDF Serialization	65
11 SBOL Compliance	67
12 Recommended Best Practices	68
12.1 SBOL Namespaces	68
12.2 Use of the Version Property	68
12.3 Compliant SBOL Objects	68
12.4 Annotations: Embedded Objects vs. External References	69
12.5 Completeness and Validation	69
12.6 Recommended Ontologies for External Terms	69
12.7 Annotating Entities with Date & Time	70
12.8 Adding Provenance	70
12.8.1 Activity	72
12.8.2 Association	73
12.8.3 Usage	74
12.8.4 Plan	75
12.8.5 Agent	76
References	82
A Validation Rules	83
B Examples of Serialization	105
B.1 Simple Examples	105
B.1.1 Serializing Sequence Objects	105
B.1.2 Serializing ComponentDefinition Objects	105

B.1.3	Serializing SequenceConstraint Objects	105
B.1.4	Serializing Cut Location Objects	106
B.1.5	Serializing Model Objects	107
B.1.6	Serializing ModuleDefinition Objects	107
B.1.7	Serializing Application Specific Data Within SBOL Objects	108
B.1.8	Serializing Application-Specific Data Outside SBOL Objects	108
B.1.9	Serializing Collection Objects	109
B.2	Complex Examples	109
B.2.1	PoPS Receiver	109
B.2.2	Toggle Switch	113

1 Purpose

Synthetic biology builds upon the techniques and successes of genetics, molecular biology, and metabolic engineering by applying engineering principles to the design of biological systems. These principles include standardization, modularity, and design abstraction. The field still faces substantial challenges, including long development times, high rates of failure, and poor reproducibility. A common factor of these challenges is the exchange of information about designed systems between laboratories. When designing a synthetic system, synthetic biologists need to exchange information about multiple types of molecules and their expected behavior in the design. Furthermore, there are often multiple degrees of separation between a specified nucleic acid sequence (e.g., a sequence that encodes an enzyme or transcription factor) and the molecular interactions that a designer intends to result from said sequence (e.g., chemical modification of metabolites or regulation of gene expression), yet these different perspectives need to be connected together in the engineering of biological systems.

The *Synthetic Biology Open Language* (SBOL) has been developed as a standard to support the specification and exchange of biological design information in synthetic biology, filling a need not satisfied by other pre-existing standards. Previous nucleic acid sequence description formats lack key capabilities. For example, simple sequence encoding formats such as FASTA encode almost nothing about design rationale. More sophisticated formats such as GenBank and Swiss-Prot support a flat annotation of sequence features that is well suited to the description of natural systems, but is unable to represent the multi-layered design structure common to engineered systems. [Figure 1](#) shows the relationship of selected prior sequence description formats to SBOL 1.x and SBOL 2.x. Modelling languages, such as the Systems Biology Markup Language (SBML) [Finney et al. \(2006\)](#) can be used represent biological processes, but are not sufficient to represent the associated nucleotide or amino acid sequences. Synthetic biology needs a structured standard that defines how to represent relevant molecules and their functional roles within a designed system, standardized rules on how such information is encoded in a file format, and software libraries to enable the exchange of such data between participating laboratories and as part of the publication process.

To help address these challenges, SBOL introduces a standardized format for the electronic exchange of information on the structural and functional aspects of biological designs. The standard has been designed to support the explicit and unambiguous description of biological designs by means of a well defined data model. The standard further describes the rules and best practices on how to use this data model and populate it with relevant design details. SBOL uses existing Semantic Web practices and resources, such as *Uniform Resource Identifiers (URIs)* and ontologies, to unambiguously identify and define genetic design elements. The definition of the data model and associated format, the rules on the addition of data within the format and the representation of this in electronic data files are intended to make the SBOL standard a useful means of promoting global data exchange between laboratories and between software programs.

2.2.0

This document details version 2.2 of SBOL that builds upon the previous version 2.1. In particular, SBOL 2.2 includes improved description and validation rules for genetic design provenance, an extension to support combinatorial genetic designs, a new class to add non-SBOL data as attachments, a new class for genetic design implementations, and a description of a methodology to describe the entire design-build-test-learn cycle within the SBOL data model. SBOL 2.x builds upon SBOL 1.1, which focused on representing the structural aspects of genetic designs. Users of the standard were able to exchange information on DNA designs, but they could not represent molecules other than DNA or the functional aspects of designs beyond DNA sequence features. The SBOL 2 data model defined in this specification extends the version 1.1 data model to provide for the most pressing data exchange needs identified by the SBOL community. In particular, the extended data model can:

- Represent non-DNA structural components of a biological design, including RNA, proteins, small molecules and other physical components.
- Describe the behavioral aspects of a biological design, such as the intended or expected molecular interactions, and link to mathematical models written in other standards

- Associate structure and function so that a single design can be understood in terms of its structure, behavior, or both.
- Support rich annotation of biological designs, so that classes of design data that are not explicitly covered by this specification can be safely exchanged

Taken together, these extensions enable SBOL to support the description and exchange of hierarchical, modular representations of both the intended structure and function of designed biological systems.

2.2.0

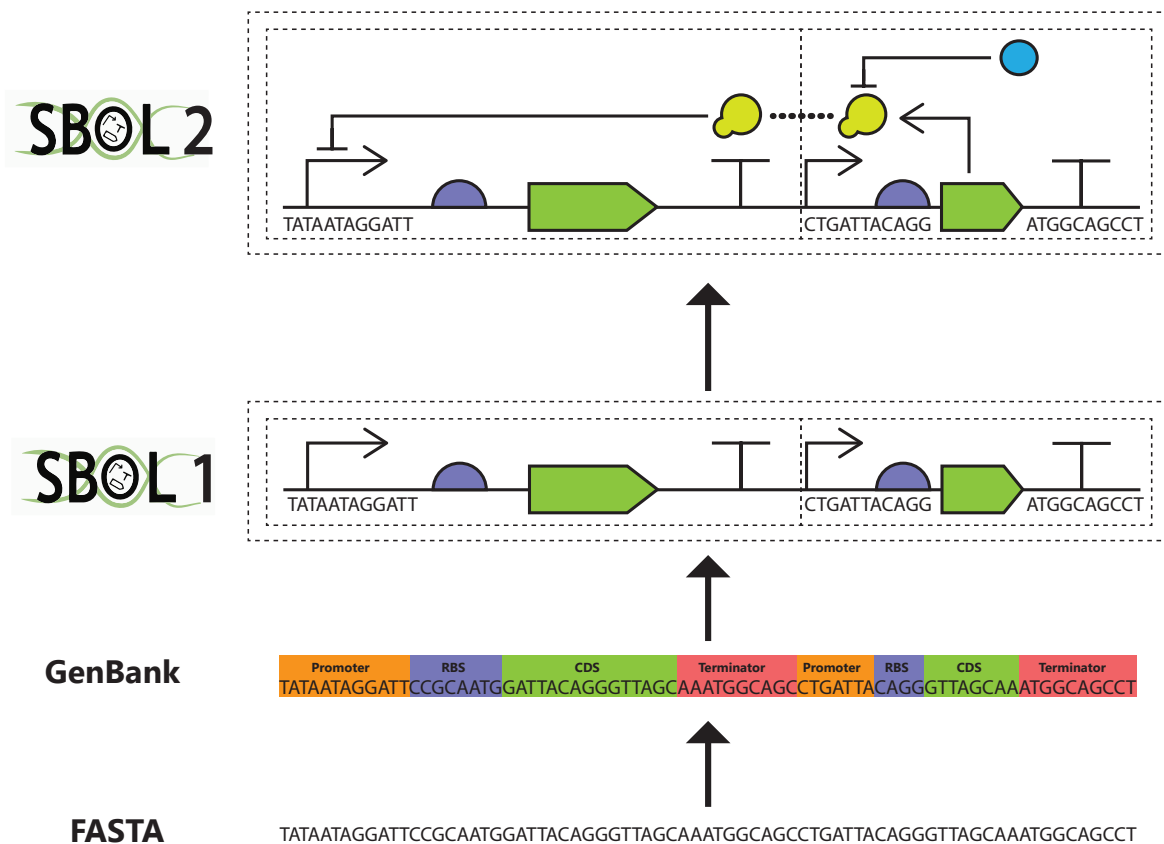


Figure 1: SBOL 2 extends prior sequence description formats to represent both the structure and function of a genetic design in a modular, hierarchical manner.

While the ultimate goal of SBOL is to describe synthetic biological designs such that they can be reproduced in the lab with a high degree of fidelity, SBOL 2 does not yet provide a complete catalog of the different classes of data that are necessary to achieve this goal. For example, SBOL 2 does not yet include data on environmental and host context, or details on how the performance of a design is measured. To enable progress towards capturing these types of data, SBOL 2 provides an annotation mechanism that allows SBOL to be easily extended (see [Section 7.14](#)). Three scenarios are envisaged for extending SBOL:

- Critical data related to the reproducibility of designs. These include what growth media was used, what temperature the organisms were grown at, or where the recombinant DNA was integrated into the host

genome or a plasmid.

- Tool specific data. These could include tool settings specific to the design that is being loaded, such as which windows are to be opened or which settings are to be initialized. Tool makers could also include encrypted proprietary information related to a company or client in an extension.
- Data that are non-essential for reproducibility but are nevertheless useful to many users. There are many cases where specific communities of users require data that cannot be explicitly represented using the SBOL data model. These include data on visualization, evolutionary stability, or other .

The extension mechanism is therefore a critical part of SBOL 2 and will allow others in the community to incorporate their own custom data into SBOL files and contribute to community efforts to expand the scope of SBOL.

The SBOL 2 specifications also add a number of measures to simplify adoption and validation of compatibility with the standard. First, unlike the SBOL 1.1 specification, the SBOL 2 specification explicitly incorporates the primary serialization format for its data model to better show how the standard can be used. Second, the specification includes a set of validation rules for determining the compatibility of a document with SBOL 2, most of which are machine-verifiable. Finally, the specification includes a set of recommended best practices that can allow software tools to take best advantage of the standard and effectively exchange data.

In addition, care has been taken to ensure that all SBOL 2.x specifications are backwards-compatible with previous versions. First, every SBOL 2.0 file is also a valid SBOL 2.1 file. Second, while the changes made in SBOL 2 do mean that an SBOL 1.x file is not a valid SBOL 2.x file, there does exist a direct mapping from the SBOL 1.x data model to the SBOL 2 data model, making it possible to automatically convert any SBOL 1.x file to an SBOL 2 file. Since SBOL 2 can encode all data previously encoded in SBOL 1.1, developers are encouraged to upgrade their SBOL 1.1 compliant software tools to use SBOL 2 software libraries.

Lastly, the SBOL standard has been developed in collaboration between both “wet” bench scientists and “dry” scientific modelers and software developers that are active within the synthetic biology community. As before with SBOL version 1.1, this open community has met to discuss and agree upon the data exchange needs that each version of the SBOL 2.x standard is intended to address. These discussions have informed the efforts of developers within the community to produce a SBOL 2 specification after several rounds of proposal and revision. This specification has been evaluated by the community for its ability to represent a wide range of synthetic biology designs and share these designs between different laboratories. This specification has also informed the development of software libraries that implement the standard, and software tools that employ the standard by means of these libraries, thereby providing further testing of SBOL 2. The publication of this specification is intended to make these capabilities more widely accessible to potential developers and users in the synthetic biology community and beyond.

2 Relation to other BBF RFCs

BBF RFC 114 replaces BBF RFC 108 (the SBOL 2.0 standard), as well as the minor update SBOL 2.0.1.

BBF RFC 114 updates BBF RFC 30 (RDF-based framework for synthetic biology data), as it proposes a standard conforming to BBF RFC 30.

BBF RFC 114 also implicitly supersedes the previously replaced BBF RFC 87 (SBOL 1.1, replaced by BBF RFC 108), BBF RFC 84 (SBOL 1.0, replaced by BBF RFC 87) and BBF RFC 31 (PoBoL, replaced by BBF RFC 84).

3 Copyright and License Statement

Copyright (C) The BioBricks Foundation and all authors listed on this BBF RFC. This work is made available under the Creative Commons Attribution 4.0 International Public License. To view a copy of this license visit <https://creativecommons.org/licenses/by/4.0/>.

In addition to the listed authors, the following people are specifically recognized as additional contributors sharing in the copyright (alphabetically by institution): Douglas Densmore (Boston University, USA), Jacqueline Quinn (Google, USA), and Guy-Bart Stan (Imperial College London, UK).

The authors would also like to thank Michael Hucka for developing the LaTeX style file used to develop this document ([Hucka, 2017](#)).

4 A Brief History of SBOL

The SBOL effort was kickstarted in 2006 with the goal of developing a data exchange standard for genetic designs. Herbert Sauro (University of Washington) secured a modest grant from Microsoft in the field of computational synthetic biology, which was used to fund the initial meeting in Seattle on April 26-27, 2008. This workshop was organized by Herbert Sauro, Sean Sleight, and Deepak Chandran, and included talks by Raik Gruenberg, Kim de Mora, John Cumbers, Christopher Anderson, Mac Cowell, Jason Morrison, Jean Peccoud, Ralph Santos, Andrew Milar, Vincent Rouilly, Mike Hucka, Michael Blinov, Lucian Smith, Sarah Richardson, Guillermo Rodrigo, Jonathan Goler, and Michal Galdzicki.

Michal's early efforts were instrumental in making SBOL successful. As part of his doctoral work, Mike led the development of PoBol, as SBOL was originally known. He organized annual workshops from 2008 to 2011 and kept the idea of developing a genetic design standard alive. The original SBOL 1.0 was developed by a small group of dedicated researchers calling themselves the Synthetic Biology Data Exchange Working Group, meeting at Stanford in 2009 and Anaheim, CA in 2010. During the Anaheim meeting, the community decided to write a letter to Nature Biotechnology highlighting the issue of reproducibility in synthetic biology. This letter was initiated by Jean Peccoud and submitted by participants of the Anaheim meeting, including Deepak Chandran, Douglas Densmore, Dmytriv, Michal Galdzicki, Timothy Ham, Cesar Rodriguez, Jean Peccoud, Herbert Sauro, and Guy-Bart Stan. The overall pace of development quickened when several new members joined at the next workshop in Blacksburg, Virginia on January 7-10, 2011. This early work was also supported by an STTR grant from the National Institute of Health (NIH #1R41LM010745 and #9R42HG006737, from 2010-13) in collaboration with Clark & Parsia, LLC (Co-PIs: John Gennari and Evren Sirin). New members included Cesar Rodriguez, Mandy Wilson, Guy-Bart Stan, Chris Myers, and Nicholas Roehner.

The SBOL Developers Group was officially established at a meeting in San Diego in June 2011. Rules of governance were established, and the first SBOL editors were elected: Mike Galdzicki, Cesar Rodriguez, and Mandy Wilson. At our next meeting in Seattle in January 2012, Herbert Sauro was elected the SBOL chair, and two new editors were added: Matthew Pocock and Ernst Oberortner. New developers joining at these workshops included several representatives from industry, Kevin Clancy, Jacob Beal, Aaron Adler, and Fusun Yaman Sirin. New members hailing from Newcastle University included Anil Wipat, Matthew Pocock, and Goksel Misirli.

Development of the first software library (libSBOLj) based on the SBOL standard was initiated by Allan Kuchinsky, a research scientist from Agilent, at the 2011 meeting. By the time of the 2012 meeting, the first data exchange between software tools using SBOL was conducted when a design was passed from Newcastle University's VirtualParts Repository to Boston University's Eugene tool, and finally to University of Utah's iBioSim tool.

SBOL 1.0 was officially released in October 2011. In March 2012, SBOL 1.1 was released, the version that this document replaces. SBOL 1.1 did not make any major changes, but provided a number of small adjustments and clarifications, particularly around the annotation of sequences. Multi-institutional data exchange using SBOL 1.1 was later demonstrated in Nature Biotechnology [Galdzicki et al. \(2014\)](#).

While SBOL 1.1 had a number of significant advantages over the GenBank representation of DNA sequences, such as representing hierarchical organization of DNA components, it was still limited in other respects. The major topic of discussion at the 8th SBOL Workshop at Boston University in November 2012 was how to address these shortcomings through extensions. Several extensions were discussed at this meeting, such as a means to describe genetic regulation, which later became important classes in the current 2.x specification.

A general framework for SBOL 2.0 emerged at the 9th SBOL workshop at Newcastle University in April 2013. Subsequently, Nicholas Roehner, Matthew Pocock, and Ernst Oberortner drafted a proposal for SBOL 2.0, and Nicholas presented this proposal at the SEED conference in Los Angeles in July 2014 [Roehner et al. \(2015\)](#). The proposed 2.0 data model was discussed over the course of the 10th, 11th, and 12th workshops. The actual specification document you are now reading was drafted at the 13th workshop in Wittenberg, Germany by the authors. The SBOL 2.x data model presented here is essentially the result of these meetings and ongoing discussions conducted through the SBOL Developers mailing lists, plus minor adjustments and updates approved by the community

through subsequence meetings and mailing list discussions.

The Computational Modeling in Biology Network ([COMBINE](#)) holds regular workshops where synthetic biologists and systems biologists can work toward a common goal of integrating biological knowledge through inter-operable and non-overlapping data standards. In April of 2014, several SBOL Developers attended a COMBINE workshop and then proposed that SBOL join this larger standards community. The proposal passed and SBOL workshops have been co-located with COMBINE meetings since the 11th workshop at the University of Southern California in August 2014.

Current development of this SBOL 2.x specification is funded in large part by a grant from the National Science Foundation (DBI-1355909 and DBI-1356041). This document and the supporting software libraries are due in no small part to this support. Any opinions, findings, and conclusions or recommendations expressed in this material are those of the author(s) and do not necessarily reflect the views of the National Science Foundation.

5 SBOL Specification Vocabulary

5.1 Term Conventions

This document indicates requirement levels using the controlled vocabulary specified in IETF RFC 2119 and reiterated in BBF RFC 0. In particular, the key words "MUST", "MUST NOT", "REQUIRED", "SHALL", "SHALL NOT", "SHOULD", "SHOULD NOT", "RECOMMENDED", "MAY", and "OPTIONAL" in this document are to be interpreted as described in RFC 2119.

- The words "MUST", "REQUIRED", or "SHALL" mean that the item is an absolute requirement.
- The phrases "MUST NOT" or "SHALL NOT" mean that the item is an absolute prohibition.
- The word "SHOULD" or the adjective "RECOMMENDED" mean that there might exist valid reasons in particular circumstances to ignore a particular item, but the full implications need to be understood and carefully weighed before choosing a different course.
- The phrases "SHOULD NOT" or "NOT RECOMMENDED" mean that there might exist valid reasons in particular circumstances when the particular behavior is acceptable or even useful, but the full implications needs to be understood and the case carefully weighed before implementing any behavior described with this label.
- The word "MAY" or the adjective "OPTIONAL" mean that an item is truly optional.

5.2 SBOL Class Names

SBOL defines the following "top-level" and dependent classes:

Collection: Represents a user-defined container for organizing a group of SBOL objects.

ComponentDefinition: Describes the structure of designed entities, such as DNA, RNA, and proteins, as well as other entities they interact with, such as small molecules or environmental properties.

- **Component:** Pointer class. Incorporates a child **ComponentDefinition** *by reference* into exactly one parent **ComponentDefinition**. Represents a specific occurrence or instance of an entity within the design of a more complex entity. Because the same definition might appear in multiple designs or multiple times in a single design, a single **ComponentDefinition** can have zero or more parent **ComponentDefinitions**, and each such parent-child link requires its own, distinct **Component**.
- **Location:** Specifies the base coordinates and orientation of a genetic feature on a DNA or RNA molecule or a residue or site on another sequential macromolecule such as a protein.
- **SequenceAnnotation:** Describes the **Location** of a notable sub-sequence found within the **Sequence** of a **ComponentDefinition**. Can also link to and effectively position a child **Component**.
- **SequenceConstraint:** Describes the relative spatial position and orientation of two **Component** objects that are contained within the same **ComponentDefinition**.

GenericTopLevel: Represents a data container that can contain custom data added by user applications.

Model: Links to quantitative or qualitative computational models that might be used to predict the functional behavior of a biological design.

ModuleDefinition: Describes a "system" design as a collection of biological components and their functional relationships.

- **FunctionalComponent:** Pointer class. Incorporates a child **ComponentDefinition** *by reference* into exactly one parent **ModuleDefinition**. Represents a specific occurrence or instance of an entity within

the design of a system. Because the same definition might appear in multiple designs or multiple times in a single design, a single [ComponentDefinition](#) can have zero or more parent [ModuleDefinitions](#), and each such parent-child link requires its own, distinct [FunctionalComponent](#).

- **Interaction:** Describes a functional relationship between biological entities, such as regulatory activation or repression, or a biological process such as transcription or translation.
- **MapsTo:** When a design ([ComponentDefinition](#) or [ModuleDefinition](#)) includes another design as a sub-design, the parent design might need to refer to a [ComponentInstance](#) (either a [Component](#) or [FunctionalComponent](#)) in the sub-design. In this case, a [MapsTo](#) needs to be added to the instance for the sub-design, and this [MapsTo](#) needs to link between the [ComponentInstance](#) in the sub-design and a [ComponentInstance](#) in the parent design.
- **Module:** Pointer class. Incorporates a child [ModuleDefinition](#) *by reference* into exactly one parent [ModuleDefinition](#). Represents a specific occurrence or instance of a subsystem within the design of a larger system. Because the same definition might appear in multiple designs or multiple times in a single design, a single [ModuleDefinition](#) can have zero or more parent [ModuleDefinitions](#), and each such parent-child link requires its own, distinct [Module](#).
- **Participation:** Describes the role that a [FunctionalComponent](#) plays in an [Interaction](#). For example, a transcription factor might participate in an [Interaction](#) as a repressor or as an activator.

Sequence: Generally represents a contiguous series of monomers in a macromolecular polymer such as DNA, RNA, or protein. A [Sequence](#) can also encode the atoms and bonds of a molecule with non-linear structure (see [Section 7.6](#)).

6 Overview of SBOL

Synthetic biology designs can be described using:

- Structural terms, e.g., a set of annotated sequences or information about the chemical makeup of components.
- Functional terms, e.g., the way that components might interact with each other and the overall behavior of a design.

In broad strokes, the prior SBOL 1.1 standard focused on conveying physical, structural information, whereas SBOL 2 expands the scope to include functional aspects as well. The physical information about a designed genetic construct includes the order of its constituents and their descriptions. Specifying the exact locations of these constituents and their sequences allow genetic constructs to be defined unambiguously and reused in other designs. SBOL 2 extends SBOL 1.1 in several ways: it extends physical descriptions to include entities beyond DNA sequences, and it supports functional descriptions of designs.

As an example, consider the design of an expression cassette, such as the one found in the plasmid pUC18 [Norrander et al. \(1983\)](#). This device is designed to detect successful versus unsuccessful molecular cloning. As an overall system, the device is designed to grow either blue-colored (unsuccessful) or white-colored (successful) colonies in the presence of IPTG and the chemical X-gal. Internally, the device has a number of parts, including a promoter, the lac repressor binding site, and the lacZ coding sequence. These parts have specific component-level interactions with IPTG and X-gal, as well as native host gene products, transcriptional machinery and translational machinery that collectively cause the desired system-level behavior.

Knowledge of how such a device functions within the context of a host and how it might be adapted to new experimental applications has generally been passed on through working with fellow scientists or reading articles in papers and books. But there has been no systematic way to communicate the integration of sequences with functional designs, so users typically have had to look in many different places to develop an understanding of a system. The SBOL 2 standard allows designers to describe these functional characteristics and connect them to the physical parts and sequences that make up the design.

SBOL 2 includes two main classes that match the structural/functional distinction above:

- The [ComponentDefinition](#) object describes the physical aspects of the designed system, such as its DNA or RNA sequences, and the physical relationships among sub-components, as when one sequence contains another as a sub-sequence.
- The [ModuleDefinition](#) object describes interactions of the designed system, such as specific binding relationships and repression and activation relationships.

[Figure 2](#) shows a simplified view of these classes, as well as other helper classes in SBOL. To continue with the pUC18 example, the description would begin with a top-level [ModuleDefinition](#). The [ModuleDefinition](#) specifies the structural elements that make up the cassette by referencing a number of [ComponentDefinition](#) objects. These would include the DNA component for the promoter and the small molecule component for IPTG, for example. The [ComponentDefinition](#) objects can be organized hierarchically. For example, the plasmid [ComponentDefinition](#) might reference [ComponentDefinitions](#) for the promoter, coding sequence, etc. Each [ComponentDefinition](#) object can also include the actual [Sequence](#) information (if available), as well as [SequenceAnnotation](#) objects that identify the locations of the promoters, coding sequences, etc., on the [Sequence](#). In order to specify functional information, the [ModuleDefinition](#) can specify [Interaction](#) objects that describe any qualitative relationships among components, such as how IPTG and X-gal interact with the gene products. Finally, a [ModuleDefinition](#) object can point to a [Model](#) object that provides a reference to a complete computational model using a language such as SBML, CellML, Matlab, etc. Finally, all the of elements of the genetic design can be grouped together within a [Collection](#).

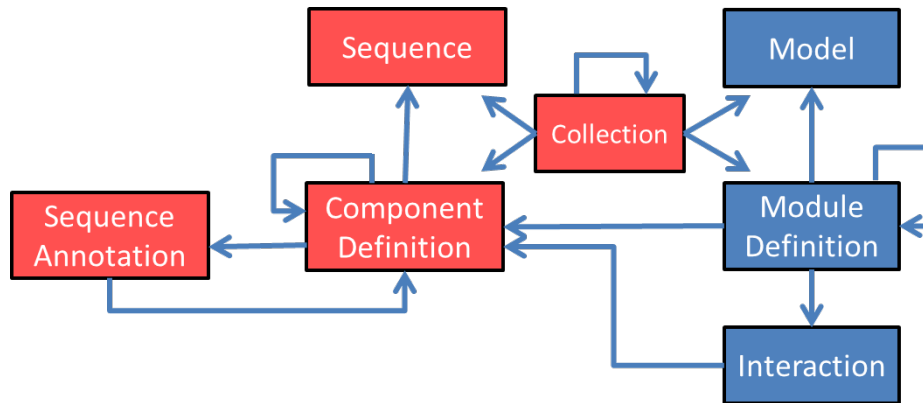


Figure 2: Main classes of information represented by the SBOL standard, and their relationships. Red boxes are classes from the SBOL 1.1 that focused on structure, whereas blue classes are some of the new classes that support the functional aspects of designs.

Whereas [Figure 2](#) provides a broad overview of SBOL, [Figure 3](#) provides a detailed, implementation-level overview of the class structure for the SBOL 2.x data model. This figure relies on the semantics of the *Unified Modeling Language* (UML), which will be presented in more detail in the next section. [Figure 3](#) distinguishes between *top level* classes, in green, and other supporting classes (note that [Figure 2](#) also includes all of the top level classes). In [Figure 3](#), dashed arcs represent "refersTo", whereas a solid arrow represents ownership. In UML, the meaning of ownership is that if a parent class is deleted, so are all of its owned children. Thus, a **Collection** does not own its **ComponentDefinition** objects, because these can stand on their own. All of the supporting classes (in orange) have to be owned by some top-level class, directly or indirectly.

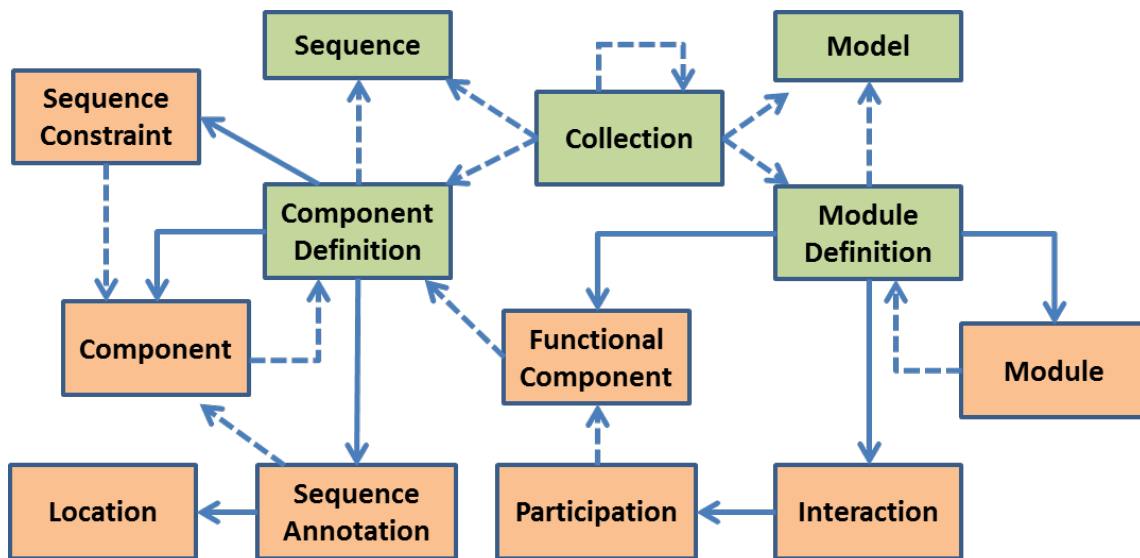


Figure 3: Main classes of information represented by the SBOL 2.x standard, and their relationships. Green boxes are "top level" classes, while the other classes are in support of these classes. Solid arrows indicates ownership, whereas a dashed arrow indicates that one class refers to an object of another class.

[Figure 3](#) additionally shows that when it is possible to incorporate a single object into multiple parents, we always incorporate that object by reference. We do not directly incorporate it by copy, because when an object is used many times, keeping many copies becomes spatially inefficient and difficult to maintain. Instead, each

reference is handled by a pointer object. Pointers refer from a parent to a child. There are three distinct pointer classes: [Component](#), [Module](#), and [FunctionalComponent](#). A [Component](#) points from a [ComponentDefinition](#) to a child [ComponentDefinition](#), incorporating it by reference into the parent structure. A [Module](#) points from a [ModuleDefinition](#) to a child [ModuleDefinition](#), likewise incorporating the child by reference into the parent system. Similarly, a parent [ModuleDefinition](#) on the functional side of a model might incorporate a child [ComponentDefinition](#) from the model's physical side by means of a [FunctionalComponent](#) reference. These three pointer classes allow the efficient reuse of definitions in multiple locations.

SBOL 2.x provides a few helper classes. [Location](#) generalizes the positioning information from SBOL 1.1 to allow discontinuous ranges and cuts to be annotated. [SequenceConstraint](#) generalizes the relative positioning information among [Components](#). There are also [Participations](#), which allow [Interaction](#) objects to specify the roles of their participants while referencing the [FunctionalComponents](#), so that these can stand on their own. Additionally, there is the [MapsTo](#) class (not shown), which enables connections to be made between [Components](#) and [FunctionalComponents](#) across various levels of the design hierarchy. The next section provides complete definitions and details for all of these classes.

There is one final, critical element of SBOL 2: its extension mechanism. This extension mechanism enables the storage of application specific information within an SBOL document. It is also intended to support the prototyping of data representations whose format is not yet a matter of consensus within the community. In particular, each SBOL entity can be annotated using the *Resource Description Framework* (RDF). Moreover, application specific entities in the form of RDF documents can be included as [GenericTopLevel](#) entities. SBOL libraries make these annotations and entities available to tools as generic properties and objects that are preserved during subsequent read and write operations.

7 SBOL Data Model

In this section, we describe the types of biological design data that can belong to an SBOL document and the relationships between these data types. The SBOL data model is specified using Unified Modeling Language (UML) 2.0 diagrams (OMG 2005). Subsections Section 7.1, Section 7.2, Section 7.3 review the basics of UML diagrams and explain the naming conventions and generic data types used in this specification. The remaining sections then describe the SBOL data model in detail. Complete SBOL examples and best practices when using the standard can be found in Section 9 and Section 12, respectively.

7.1 Understanding the UML Diagrams

The types of biological design data modeled by SBOL are commonly referred to as *classes*, especially when discussing the details of software implementation. Each SBOL class can be instantiated by many SBOL objects. These objects MAY contain data that differ in content, but they MUST agree on the type and form of their data as dictated by their common class. Classes are represented in UML diagrams as rectangles labeled at the top with class names.

Classes can be connected to other classes by association properties, which are represented in UML diagrams as arrows. These arrows are labeled with data cardinalities in order to indicate how many values a given association property can possess (see below). The remaining (non-association) properties of a class are listed below its name. Each of the latter properties is labeled with its data type and cardinality.

In the case of an association property, the class from which the arrow originates is the owner of the association property. A diamond at the origin of the arrow indicates the type of association. Open-faced diamonds indicate shared aggregation, in which the owner of the association property exists independently of its value. In the SBOL data model, the value of an association property MUST be a URI or set of URIs that refer to SBOL objects belonging to the class at the tip of the arrow.

By contrast, filled diamonds indicate composite aggregation, also known as a part-whole relationship, in which the value of the association property MUST NOT exist independently of its owner. In addition, in the SBOL data model, it is REQUIRED that the value of each composite aggregation property is a unique SBOL object (that is, not the value for more than one such property). Note that in all cases, composite aggregation is used in such a way that there SHOULD NOT be duplication of such objects.

All SBOL properties are labeled with one of several restrictions on data cardinality. These are:

- 1 - REQUIRED, one: there MUST be exactly one value for this property.
- 0...1 - OPTIONAL: there MAY be a single value for this property, or it MAY be absent.
- 0...* - unbounded: there MAY be any number of values for this property, including none.
- 1...* - REQUIRED, unbounded: there MAY be any number of values for this property, as long as there is at least one.
- *n*...* - at least: there MUST be at least *n* values for this property.

Finally, classes can inherit the properties of other classes. Inheritance relationships are represented in UML diagrams as open-faced, triangular arrows that point from the inheriting class to the inherited class. Some classes in the SBOL data model cannot be instantiated as objects and exist only to group common properties for inheritance. These classes have italicized names and are known as abstract classes.

7.2 Naming and Font Conventions

SBOL classes are named using upper "camel case," meaning that each word is capitalized and all words are run together without spaces, e.g. `Identified`, `SequenceAnnotation`. Properties, on the other hand, are named using lower camel case, meaning that they begin lowercase (e.g., `identity`) but if they consist of multiple words, all words

after the first begin with an uppercase letter (e.g., `persistentIdentity`).

Within the SBOL data model, each property is given a singular or plural name in accordance with its data cardinalities. The forms of these names follow the usual rules of English grammar. For example, `sequenceAnnotation` is the singular form of `sequenceAnnotations`.

SBOL properties are always given singular names, however, when SBOL objects are serialized (using *Resource Description Framework* (RDF) as described in Section 10). This is because the SBOL data model does not contain classes that correspond directly to the RDF elements that group other elements into ordered or unordered sets. Consequently, if an SBOL property has multiple values, then it is serialized as multiple property entries, each with a singular name and a single value. For example, if an SBOL property has five values, then its serialization contains five RDF triples, each with a singular predicate name and one of the five values as its object.

7.3 Data Types

When SBOL use simple “primitive” data types such as `Strings` or `Integers`, these are defined as the following specific formal types:

- `String`: <http://www.w3.org/TR/xmlschema11-2/#string>
Example: “*LacI coding sequence*”

- `Integer`: <http://www.w3.org/TR/xmlschema11-2/#integer>
Example: *3*

2.2.0 ■ `Long`: <http://www.w3.org/TR/xmlschema11-2/#long>
Example: *9223372036854775806*

2.2.0 ■ `Double`: <http://www.w3.org/TR/xmlschema11-2/#double>
Example: *3.14159*

- `Boolean`: <http://www.w3.org/TR/xmlschema11-2/#boolean>
Example: *true*

The term `literal` is used to denote an object that can be any of the four types listed above. In addition to the simple types listed above, SBOL also uses objects with types *Uniform Resource Identifier* (URI) and *XML Qualified Name* (QName):

- `URI`: <http://www.w3.org/TR/xmlschema11-2/#anyURI>
Example: *http://www.partsregistry.org/Part:BBa_J23119*

- `QName`: <http://www.w3.org/TR/xmlschema11-2/#QName>
Example: *myapp:Datashet* where *myapp*="http://www.myapp.org/"

Note that, in compliance with RDF standards, URIs are generally serialized using an `rdf:resource` property, e.g.: `rdf:resource="http://www.partsregistry.org/Part:BBa_J23119"`

It is important to realize that in RDF a URI might or might not be a resolvable URL (web address). A URI is always a globally unique identifier within a structured namespace. In some cases, that name is also a reference to (or within) a document, and in some cases that document can also be retrieved (e.g., using a web browser).

7.4 Identified

All SBOL-defined classes are directly or indirectly derived from the `Identified` abstract class. This inheritance means that all SBOL objects are uniquely identified using URIs that uniquely refer to these objects within an SBOL document or at locations on the World Wide Web.

As shown in Figure 4, the `Identified` class includes the following properties: `identity`, `persistentIdentity`, `version`, `wasDerivedFroms`, `name`, `description`, and `annotations`. The latter property is described separately in Section 7.14.

When an SBOL resource reference takes the form of a `URI`, that `URI` can either be the value of an `identity` property or the value of a `persistentIdentity` property. If the `URI` is equal to the value of an `identity` property, then it is guaranteed to be unique, and it refers to precisely one SBOL object with that `URI`. If the `URI` is equal to the value of a `persistentIdentity` property, then it MAY refer to multiple SBOL objects that are different “versions” of each other. These objects SHOULD be compared to one another to determine which single object the `URI` resolves to (normally the most recent version - see Section 7.4). Throughout this document, when a `URI` is used to refer to an SBOL object, it could fall into either of these cases.

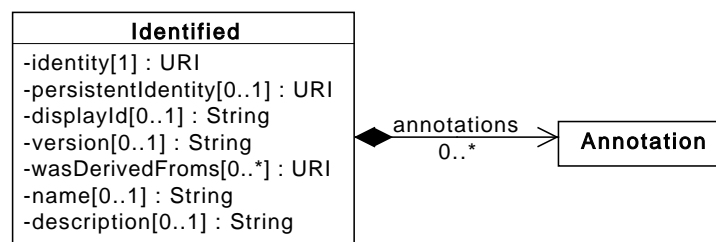


Figure 4: Diagram of the `Identified` abstract class and its associated properties

The `identity` property

The `identity` property is REQUIRED by all `Identified` objects and has a data type of `URI`. A given `Identified` object’s `identity` `URI` MUST be globally unique among all other `identity` `URIs`. It is also highly RECOMMENDED that the `URI` structure follows the recommended best practices for compliant `URIs` specified in Section 12.3.

Although most SBOL properties are defined by SBOL and serialized with its namespace, the `identity` property is defined by the analogous RDF `about` property and is serialized with the RDF namespace as follows:

<http://www.w3.org/1999/02/22-rdf-syntax-ns#about>.

The use of `about` is expressly for the purpose of making SBOL compliant with pre-existing standards: when you see `about` in an SBOL document, you SHOULD interpret it as meaning `identity`.

The `persistentIdentity` property

The `persistentIdentity` property is OPTIONAL and has a data type of `URI`. This `URI` serves to uniquely refer to a set of SBOL objects of the same class that are different versions of each other.

2.0.1 An `Identified` object MUST be referred to using either its `identity` `URI` or its `persistentIdentity` `URI`.

The `displayId` property

The `displayId` property is an OPTIONAL identifier with a data type of `String`. This property is intended to be an intermediate between `name` and `identity` that is machine-readable, but more human-readable than the full `URI` of an `identity`.

2.0.1 If the `displayId` property is used, then its `String` value SHOULD be locally unique (global uniqueness is not necessary) and MUST be composed of only alphanumeric or underscore characters and MUST NOT begin with a digit.

The *version* property

The `version` property is OPTIONAL and has a data type of `String`. This property can be used to compare two SBOL objects with the same `persistentIdentity`.

If the `version` property is used, then it is RECOMMENDED that version numbering follow the conventions of semantic versioning (<http://semver.org/>), particularly as implemented by Maven (<http://maven.apache.org/>). This convention represents versions as sequences of numbers and qualifiers that are separated by the characters “.” and “-” and are compared in lexicographical order (for example, 1 < 1.3.1 < 2.0-beta). For a full explanation, see the linked resources.

The *wasDerivedFroms* property

2.2.0 The `wasDerivedFroms` property is OPTIONAL and MAY specify a set of URIs. An SBOL object with this property refers to one or more SBOL objects or non-SBOL resources from which this object was derived.

2.0.1 The `wasDerivedFroms` property of a `TopLevel` SBOL object is subject to the following rules. If any members of the `wasDerivedFroms` property of an SBOL object *A* that refers to an SBOL object *B* has an identical `persistentIdentity`, and both *A* and *B* have a `version`, then the `version` of *B* MUST precede that of *A*. In addition, an SBOL object MUST NOT refer to itself via its own `wasDerivedFroms` property or form a cyclical chain of references via its `wasDerivedFroms` property and those of other SBOL objects. For example, the reference chain “*A* was derived from *B* and *B* was derived from *A*” is cyclical.

The *name* property

The `name` property is OPTIONAL and has a data type of `String`. This property is intended to be displayed to a human when visualizing an `Identified` object.

If an `Identified` object lacks a name, then software tools SHOULD instead display the object’s `displayId` or `identity`. It is RECOMMENDED that software tools give users the ability to switch perspectives between `name` properties that are human-readable and `displayId` properties that are less human-readable, but are more likely to be unique.

The *description* property

The `description` property is OPTIONAL and has a data type of `String`. This property is intended to contain a more thorough text description of an `Identified` object.

The *annotations* property

The `annotations` property is OPTIONAL and MAY specify a set of `Annotation` objects that are contained by the `Identified` object. The `Annotation` class is described in more detail in Section [Section 7.14.1](#).

Serialization

No complete serialization is defined for `Identified`, since this class is only used indirectly through its child classes. Any such child class, however, has the following form for serializing properties inherited from `Identified`, where CLASS_NAME is replaced by the name of the class:

```
<?xml version="1.0" ?>
<rdf:RDF xmlns:pr="http://partsregistry.org" xmlns:rdf="http://www.w3.org/1999/02/22-rdf-syntax-ns#" xmlns:dcterms="http://purl.org/dc/terms/" xmlns:prov="http://www.w3.org/ns/prov#" xmlns:sbol="http://sbols.org/v2#">
  <sbol:CLASS_NAME rdf:about="...">
    zero or one <sbol:persistentIdentity rdf:resource="..."> element
    zero or one <sbol:displayId>...</sbol:displayId> element
    zero or one <sbol:version>...</sbol:version> element
    zero or more <prov:wasDerivedFrom rdf:resource="..."> element
    zero or one <dcterms:title>...</dcterms:title> element
    zero or one <dcterms:description>...</dcterms:description> element
```

```

...
</sbol:CLASS_NAME>
...
</rdf:RDF>

```

Note that several of the properties are not in the `sbol` namespace, but are mapped to standardized terms defined elsewhere:

- `identity` is serialized as `rdf:about`
- 2.2.0 ■ `wasDerivedFrom` are serialized as `prov:wasDerivedFrom`
- `name` is serialized as `dcterms:title`
- `description` is serialized as `dcterms:description`

7.5 TopLevel

`TopLevel` is an abstract class that is extended by any `Identified` class that can be found at the top level of an SBOL document or file. In other words, `TopLevel` objects are not nested inside any other object via a composite aggregation or black diamond arrow association property. Instead of nesting, composite `TopLevel` objects refer to subordinate `TopLevel` objects by their URIs using shared aggregation or white diamond arrow association properties. The `TopLevel` classes defined in this specification are `Sequence`, `ComponentDefinition`, `Model`, `ModuleDefinition`, `Collection`, and `GenericTopLevel` (Figure 5).

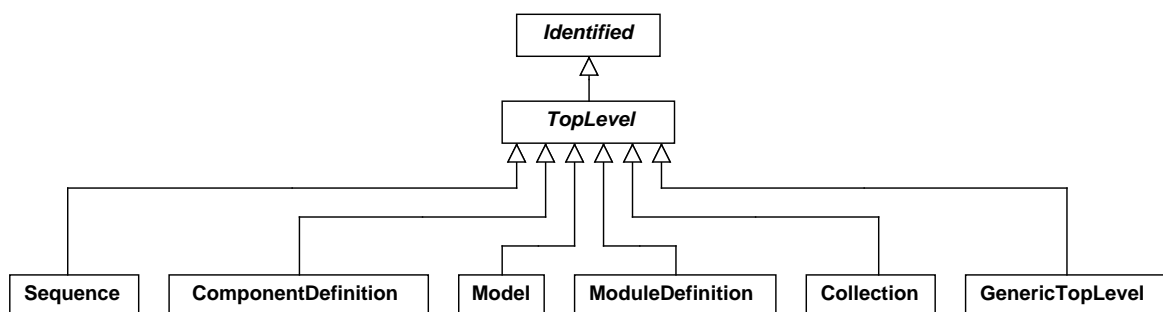


Figure 5: Classes that inherit from the `TopLevel` abstract class.

Serialization

No serialization is defined for `TopLevel`, since this class has no properties of its own and is only used indirectly through its child classes. All `TopLevel` classes are serialized one level beneath the RDF document root.

7.6 Sequence

The purpose of the `Sequence` class is to represent the primary structure of a `ComponentDefinition` object and the manner in which it is encoded. This representation is accomplished by means of the `elements` property and `encoding` property (Figure 6).

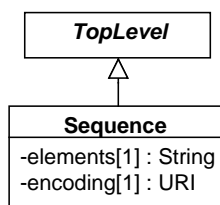


Figure 6: Diagram of the *Sequence* class and its associated properties.

The *elements* property

The *elements* property is a REQUIRED *String* of characters that represents the constituents of a biological or chemical molecule. For example, these characters could represent the nucleotide bases of a molecule of DNA, the amino acid residues of a protein, or the atoms and chemical bonds of a small molecule.

The *encoding* property

The *encoding* property is REQUIRED and has a data type of *URI*. This property MUST indicate how the *elements* property of a *Sequence* MUST be formed and interpreted.

For example, the *elements* property of a *Sequence* with an *IUPAC DNA* encoding property MUST contain characters that represent nucleotide bases, such as a, t, c, and g. The *elements* property of a *Sequence* with a *Simplified Molecular-Input Line-Entry System (SMILES)* encoding, on the other hand, MUST contain characters that represent atoms and chemical bonds, such as C, N, O, and =.

2.0.1 **Table 1** provides a list of possible *URI* values for the *encoding* property. The terms in **Table 1** are organized by the type of *ComponentDefinition* (see **Table 2**) that typically refer to a *Sequence* with such an *encoding*. **It is RECOMMENDED that the encoding property of a Sequence contains a URI from Table 1.** When the *encoding* of a *Sequence* is well described by one of the *URIs* in **Table 1**, it MUST contain that *URI*.

Encoding	URI	ComponentDefinition Type
IUPAC DNA, RNA	http://www.chem.qmul.ac.uk/iubmb/misc/naseq.html	DNA, RNA
IUPAC Protein	http://www.chem.qmul.ac.uk/iupac/AminoAcid/	Protein
SMILES	http://www.opensmiles.org/opensmiles.html	SmallMolecule

Table 1: *URIs* for specifying the *encoding* property of a *Sequence*, organized by the type of *ComponentDefinition* (see **Table 2**) that typically refer to a *Sequence* with such an *encoding*.

Serialization

The serialization of a *Sequence* MUST have the following form:

```

<sbol:Sequence rdf:about="...">
  ... properties inherited from identified ...
  one <sbol:elements>...</sbol:elements> element
  one <sbol:encoding rdf:resource="..."> element
</sbol:Sequence>
  
```

The example below shows the serialization of the *Sequence* for a promoter. The nucleotide bases of the *Sequence* are serialized as the *String* value of its *elements* property, while its *IUPAC DNA* encoding is serialized as the *URI* value of its *encoding* property.

```

<?xml version="1.0" ?>
<rdf:RDF xmlns:rdf="http://www.w3.org/1999/02/22-rdf-syntax-ns#" xmlns:dcterms="http://purl.org/dc/terms/" xmlns:prov="http://www.
w3.org/ns/prov#" xmlns:sbol="http://sbols.org/v2#">
  <sbol:Sequence rdf:about="http://partsregistry.org/seq/BBa_J23119">
    <sbol:persistentIdentity rdf:resource="http://partsregistry.org/seq/BBa_J23119"/>
    <sbol:displayId>BBa_J23119</sbol:displayId>
    <prov:wasDerivedFrom rdf:resource="http://parts.igem.org/Part:BBa_J23119:Design"/>
    <sbol:elements>ttgacagctagctcagtcctaggtataatgctagc</sbol:elements>
    <sbol:encoding rdf:resource="http://www.chem.qmul.ac.uk/iubmb/misc/naseq.html"/>
  </sbol:Sequence>
</rdf:RDF>

```

7.7 ComponentDefinition

The **ComponentDefinition** class represents the structural entities of a biological design. The primary usage of this class is to represent structural entities with designed sequences, such as DNA, RNA, and proteins, but it can also be used to represent any other entity that is part of a design, such as small molecules, molecular complexes, and light.

As shown in [Figure 7](#), the **ComponentDefinition** class describes a structural design entity using the following properties: **types**, **roles**, and **sequences**. In addition, this class has properties for describing and organizing the substructure of said design entity, including **components**, **sequenceAnnotations**, and **sequenceConstraints**.

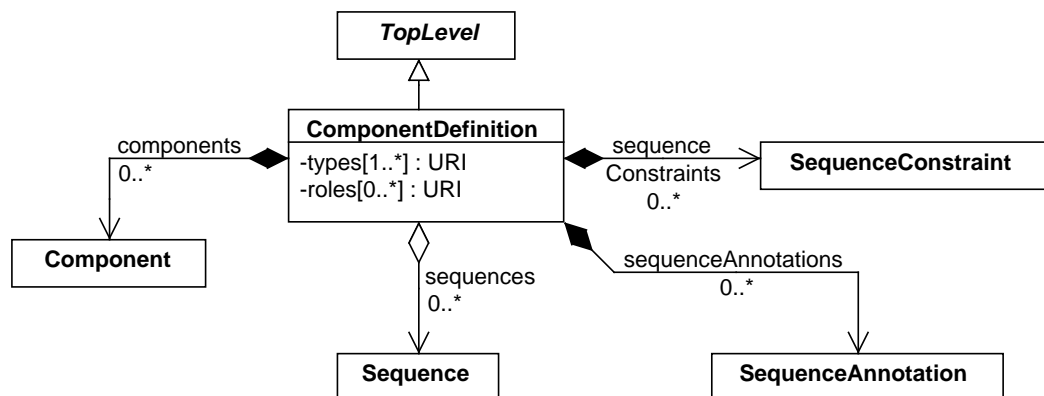


Figure 7: Diagram of the **ComponentDefinition** class and its associated properties.

The types property

The **types** property is a REQUIRED set of URIs that specifies the category of biochemical or physical entity (for example DNA, protein, or small molecule) that a **ComponentDefinition** object abstracts for the purpose of engineering design. For DNA or RNA entities, additional **types** fields are used to describe nucleic acid topology (circular / linear) and strandedness (double- or single-stranded).

The **types** property of every **ComponentDefinition** MUST contain one or more URIs that MUST identify terms from appropriate ontologies, such as the BioPAX ontology or the ontology of Chemical Entities of Biological Interest (ChEBI). [Table 2](#) provides a list of possible ontology terms for the **types** property and their URIs. In order to maximize the compatibility of designs, **the types property of a ComponentDefinition SHOULD contain a URI from Table 2, and any ComponentDefinition that can be well-described by one of the terms in Table 2 MUST use the URI for that term as one of its types.** Finally, if the **types** property contains multiple URIs, then they MUST identify non-conflicting terms (otherwise, it might not be clear how to interpret them). For example, the BioPAX terms

provided by Table 2 would conflict because they specify classes of biochemical entities with different molecular structures.

ComponentDefinition Type	URI for BioPAX Term
DNA	http://www.biopax.org/release/biopax-level3.owl#DnaRegion
RNA	http://www.biopax.org/release/biopax-level3.owl#RnaRegion
Protein	http://www.biopax.org/release/biopax-level3.owl#Protein
Small Molecule	http://www.biopax.org/release/biopax-level3.owl#SmallMolecule
Complex	http://www.biopax.org/release/biopax-level3.owl#Complex

Table 2: BioPAX terms to specify the molecule type using the `types` property of a `ComponentDefinition`.

2.1.0 Nucleic Acid Topology types [New in 2.1.0; see SEP 011: <https://github.com/SynBioDex/SEPs/issues/26>]

Any `ComponentDefinition` classified as DNA (see Table 2) is RECOMMENDED to encode circular/linear topology information in an additional type field. This (topology) type field SHOULD specify a URI from the Topology Attribute branch of the SO (this is currently just 'linear' or 'circular' as given in Table 3). There is no default topology for DNA. Lack of topology information is only acceptable for DNA records without or with incomplete sequence information. Topology information SHOULD be specified for DNA `ComponentDefinition` records with a fully specified sequence – unless the topology is genuinely unknown, in which case the sequence is, in fact, not fully specified. Any `ComponentDefinition` classified as RNA (see Table 2), a topology type field is OPTIONAL. The default assumption in this case is linear topology. In any case, no more than one topology should be specified.

Any `ComponentDefinition` classified as DNA or RNA MAY also have strand information encoded in an additional (third) type field using a URI from the Strand Attribute branch of the SO (currently there are only two possible terms for single or double-stranded nucleic acids given in Table 3). In absence of this field, the default strand information assumed for DNA is 'double-stranded' and for RNA is 'single-stranded'.

Any other type of `ComponentDefinition` record (protein, small molecule, etc) SHOULD NOT have any type field pointing to SO terms from the topology or strand attribute branches of SO.

Note that a *circular* topology instructs software to interpret the beginning / end position of a given sequence (be it DNA or RNA) as arbitrary so that sequence features may be mapped or identified across this junction. *Double stranded* instructs software to apply sequence searches to both strands (i.e. sequence and reverse complement of sequence).

Nucleic Acid Topology	URI for Nucleic Acid Topology Term in SO
linear	http://identifiers.org/so/SO:0000987
circular	http://identifiers.org/so/SO:0000988
single-stranded	http://identifiers.org/so/SO:0000984
double-stranded	http://identifiers.org/so/SO:0000985

Table 3: Sequence Ontology terms to encode DNA or RNA topology information in `types` properties of a `ComponentDefinition`.

The `roles` property

The `roles` property is an OPTIONAL set of URIs that clarifies the potential function of the entity represented by a `ComponentDefinition` in a biochemical or physical context.

The `roles` property of a `ComponentDefinition` MAY contain one or more URIs that MUST identify terms from ontologies that are consistent with the `types` property of the `ComponentDefinition`. For example, the `roles`

property of a DNA or RNA **ComponentDefinition** could contain URIs identifying terms from the Sequence Ontology (SO). **As a best practice, a DNA or RNA ComponentDefinition SHOULD contain exactly one URI that refers to a term from the sequence feature branch of the SO.** Table 4 contains a list of possible ontology terms for the **roles** property and their URIs. These terms are organized by the type of **ComponentDefinition** to which they SHOULD apply (see Table 2). Any **ComponentDefinition** that can be well-described by one of the terms in Table 4 MUST use the URI for that term as one of its **roles**.

ComponentDefinition Role	URI for Ontology Term	ComponentDefinition Type
Promoter	http://identifiers.org/so/SO:0000167	DNA
RBS	http://identifiers.org/so/SO:0000139	DNA
CDS	http://identifiers.org/so/SO:0000316	DNA
Terminator	http://identifiers.org/so/SO:0000141	DNA
Gene	http://identifiers.org/so/SO:0000704	DNA
Operator	http://identifiers.org/so/SO:0000057	DNA
Engineered Gene	http://identifiers.org/so/SO:0000280	DNA
mRNA	http://identifiers.org/so/SO:0000234	RNA
Effector	http://identifiers.org/chebi/CHEBI:35224	Small Molecule

Table 4: Ontology terms to specify the **roles** property of a **ComponentDefinition**, organized by the type of **ComponentDefinition** to which they are intended to apply (see Table 2).

The sequences property

The **sequences** property is OPTIONAL and MAY include a set of URIs that refer to **Sequence** objects. These objects define the primary structure of the **ComponentDefinition**.

Many **ComponentDefinition** objects will refer to precisely one **Sequence** object. For certain use cases, however, it can be appropriate to refer to multiple **Sequence** objects. For example, a user might wish to provide two different representations of the structure of a DNA **ComponentDefinition**, one that represents its structure at the level of nucleotide bases and one that represents its structure at the level of atoms and bonds.

If a **ComponentDefinition** refers to more than one **Sequence** object, then these objects MUST be consistent with each other, such that well-defined mappings exist between their **elements** properties in accordance with their **encoding** properties. Furthermore, these objects MUST NOT have conflicting **encoding** properties. For example, the IUPAC **encoding** properties provided by Table 1 conflict with each other because they do not specify how to encode the same class of biochemical entity. The SMILES **encoding**, however, does not conflict with them because it specifies how to encode biochemical entities in general, which includes DNA, RNA, and proteins. If a **ComponentDefinition** refers to more than one **Sequence** with the same **encoding**, then the **elements** of these **Sequence** objects SHOULD have equal lengths. These requirements and best practices are intended to make it easier for software tools to locate any regions specified by the **SequenceAnnotation** objects of a **ComponentDefinition** on its associated **Sequence** objects, as well as validate whether its **Sequence** objects are consistent with those associated with any **ComponentDefinition** objects that it composes via its **Component** objects.

Finally, if a **ComponentDefinition** refers to one or more **Sequence** objects and its **types** property refers to a term from Table 2, then one of these **Sequence** objects MUST have the **encoding** that is cross-listed with this term in Table 1. Conversely, if a **ComponentDefinition** refers to a **Sequence** with an **encoding** from Table 1, then its **types** property MUST refer to the term from Table 2 that is cross-listed with this **encoding** in Table 1. For example, if the **types** property of a **ComponentDefinition** refers to the BioPAX term for DNA, then one of the **Sequence** objects to which it refers (if any) MUST have an IUPAC DNA **encoding**, and if a **ComponentDefinition** refers to a **Sequence** with an IUPAC DNA **encoding**, then its **types** property MUST refer to the BioPAX term for DNA. These requirements are meant to provide for some degree of consistency between the **types** property of a **ComponentDefinition** and the **encoding** properties of the **Sequence** objects to which the **ComponentDefinition** refers.

The components property

The `components` property is OPTIONAL and MAY specify a set of `Component` objects that are contained by the `ComponentDefinition`. The set of relations between `Component` and `ComponentDefinition` objects is strictly acyclic (see Section 7.7.1).

While the `ComponentDefinition` class is analogous to a blueprint or specification sheet for a biological part, the `Component` class represents the specific occurrence of a part within a design. Hence, this class allows a biological design to include multiple instances of a particular part (defined by reference to the same `ComponentDefinition`). For example, the `ComponentDefinition` of a polycistronic gene could contain two `Component` objects that refer to the same `ComponentDefinition` of a CDS.

The `components` properties of `ComponentDefinition` objects can be used to construct a hierarchy of `Component` and `ComponentDefinition` objects. If a `ComponentDefinition` in such a hierarchy refers to one or more `Sequence` objects, and there exist `ComponentDefinition` objects lower in the hierarchy that refer to `Sequence` objects with the same `encoding`, then the `elements` properties of these `Sequence` objects SHOULD be consistent with each other, such that well-defined mappings exist from the “lower level” `elements` to the “higher level” `elements` in accordance with their shared `encoding` properties. This mapping is also subject to any restrictions on the positions of the `Component` objects in the hierarchy that are imposed by the `SequenceAnnotation` or `SequenceConstraint` objects contained by the `ComponentDefinition` objects in the hierarchy.

A DNA `ComponentDefinition`, for example, could refer to a `Sequence` with an IUPAC DNA `encoding` and an `elements String` of “gattaca.” In turn, this `ComponentDefinition` could contain a `Component` that refers to a “lower level” `ComponentDefinition` that also refers to a `Sequence` with an IUPAC DNA `encoding`. Consequently, a consistent `elements String` of this “lower level” `Sequence` could be “gatta,” or perhaps “tgta” if the `Component` is positioned by a `SequenceAnnotation` that contains a `Location` with an `orientation` of “reverse complement” (see Section 7.7.5).

The sequenceAnnotations property

The `sequenceAnnotations` property is OPTIONAL and MAY contain a set of `SequenceAnnotation` objects. Each `SequenceAnnotation` specifies and describes a potentially discontinuous region on the `Sequence` objects referred to by the `ComponentDefinition`.

In addition, each `SequenceAnnotation` can position a `Component` of the `ComponentDefinition` at the region specified by its `Location` objects (see Section 7.7.5). The `sequenceAnnotations` property MUST NOT contain two or more `SequenceAnnotation` objects that refer to the same `Component` in this way.

Finally, as a best practice, if a `ComponentDefinition` refers to a `Sequence` with an IUPAC `encoding` from Table 1, then each of its `SequenceAnnotation` objects that contains a `Range` or `Cut` SHOULD specify a region on the `elements` of this `Sequence`. For example, the `ComponentDefinition` of a eukaryotic gene could refer to a `Sequence` with an IUPAC DNA `encoding`. In order to specify the discontinuous region occupied by its CDS, this gene `ComponentDefinition` would need a `SequenceAnnotation` that contains one or more `Range` objects, each one specifying `start` and `end` positions that correspond to indices of the `elements` of its DNA `Sequence`.

The sequenceConstraints property

The `sequenceConstraints` property is OPTIONAL and MAY contain a set of `SequenceConstraint` objects. These objects describe any restrictions on the relative, sequence-based positions and/or orientations of the `Component` objects contained by the `ComponentDefinition`. For example, the `ComponentDefinition` of a gene might specify that the position of its promoter `Component` precedes that of its CDS `Component`. This is particularly useful when a `ComponentDefinition` lacks a `Sequence` and therefore cannot specify the precise, sequence-based positions of its `Component` objects using `SequenceAnnotation` objects.

Serialization

The serialization of a `ComponentDefinition` MUST have the form below. The `components`, `sequenceConstraints`, `sequenceAnnotations`, and `sequences` properties of a `ComponentDefinition` contain or reference objects belonging to the appropriate SBOL classes as their values, while the `types` and `roles` properties contain URIs that identify ontology terms as their values.

As shown below, each of these objects and URIs are serialized as part of an implicit set of SBOL properties with singular rather than plural names. In particular, each object is serialized as an RDF/XML node nested within a property, while each URI (except the `identity`) is serialized as an `rdf:resource` on a property.

```
<sbol:ComponentDefinition rdf:about="...">
  ... properties inherited from identified ...
  zero or more <sbol:sequence rdf:resource="..."> element
  one or more <sbol:type rdf:resource="..."> elements
  zero or more <sbol:role rdf:resource="..."> elements
  zero or more <sbol:component>
    <sbol:Component rdf:about="...">...</sbol:Component>
  </sbol:component> elements
  zero or more <sbol:sequenceAnnotation>
    <sbol:SequenceAnnotation rdf:about="...">...</sbol:SequenceAnnotation>
  </sbol:sequenceAnnotation> elements
  zero or more <sbol:sequenceConstraint>
    <sbol:SequenceConstraint rdf:about="...">...</sbol:SequenceConstraint>
  </sbol:sequenceConstraint> elements
</sbol:ComponentDefinition>
```

The example below shows the serialization for the `ComponentDefinition` of a promoter. The BioPAX term `DnaRegion` and the ChEBI term `CHEBI:4705` (double-stranded DNA) are used to indicate that the type of biological entity represented by this `ComponentDefinition` is DNA. Its role is specified using the SO terms `SO:0000167` (`promoter`) and the more specific `SO:0000613` (`bacterial_RNAPol_promoter`).

```
<?xml version="1.0" ?>
<rdf:RDF xmlns:rdf="http://www.w3.org/1999/02/22-rdf-syntax-ns#" xmlns:dcterms="http://purl.org/dc/terms/" xmlns:prov="http://www.w3.org/ns/prov#" xmlns:sbol="http://sbols.org/v2#">
  <sbol:ComponentDefinition rdf:about="http://partsregistry.org/cd/BBa_J23119">
    <sbol:persistentIdentity rdf:resource="http://partsregistry.org/cd/BBa_J23119"/>
    <sbol:displayId>BBa_J23119</sbol:displayId>
    <prov:wasDerivedFrom rdf:resource="http://partsregistry.org/Part:BBa_J23119"/>
    <dcterms:title>J23119 promoter</dcterms:title>
    <dcterms:description>Constitutive promoter</dcterms:description>
    <sbol:type rdf:resource="http://www.biopax.org/release/biopax-level3.owl#DnaRegion"/>
    <sbol:type rdf:resource="http://identifiers.org/so/SO:0000987"/>
    <sbol:role rdf:resource="http://identifiers.org/so/SO:0000167"/>
    <sbol:role rdf:resource="http://identifiers.org/so/SO:0000613"/>
    <sbol:sequence rdf:resource="http://partsregistry.org/seq/BBa_J23119"/>
  </sbol:ComponentDefinition>
</rdf:RDF>
```

7.7.1 ComponentInstance

The `ComponentInstance` abstract class is inherited by SBOL classes that represent the usage or occurrence of a `ComponentDefinition` within a larger design (that is, another `ComponentDefinition` or `ModuleDefinition`). Currently, there are two subclasses of `ComponentInstance`:

- The `Component` class is used to specify the structural usage of a `ComponentDefinition` inside another `ComponentDefinition` via the `components` property.
- The `FunctionalComponent` class is used to specify the functional usage of a `ComponentDefinition` inside a `ModuleDefinition` via the `functionalComponents` property. This class is described in Section 7.9.2.

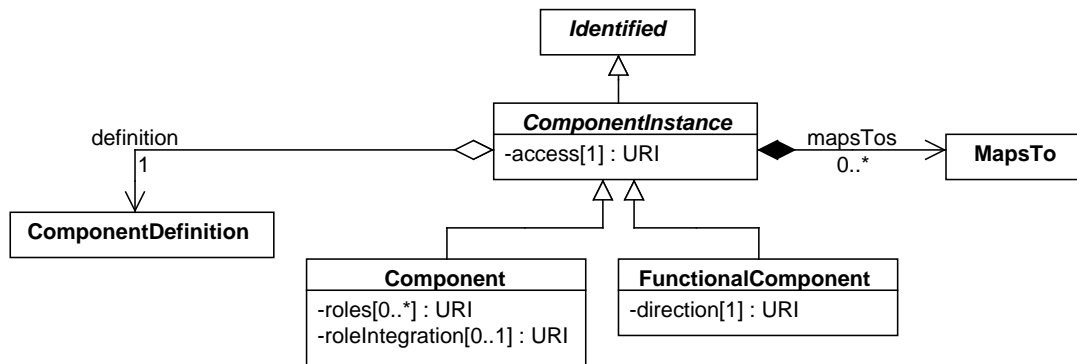


Figure 8: Diagram of the `ComponentInstance` class and its associated properties.

The `definition` property

The `definition` property is a REQUIRED URI that refers to the `ComponentDefinition` of the `ComponentInstance`. As described in the previous section, this `ComponentDefinition` effectively provides information about the `types` and `roles` of the `ComponentInstance`.

The `definition` property MUST NOT refer to the same `ComponentDefinition` as the one that contains the `ComponentInstance`. Furthermore, `ComponentInstance` objects MUST NOT form a cyclical chain of references via their `definition` properties and the `ComponentDefinition` objects that contain them. For example, consider the `ComponentInstance` objects *A* and *B* and the `ComponentDefinition` objects *X* and *Y*. The reference chain “*X* contains *A*, *A* is defined by *Y*, *Y* contains *B*, and *B* is defined by *X*” is cyclical.

The `mapsTo` property

The `mapsTo` property is OPTIONAL and MAY contain a set of `MapsTo` objects that refer to and link together `ComponentInstance` objects (both `Component` objects and `FunctionalComponent` objects) within a larger design. Section 7.7.3 contains a more detailed description of the `MapsTo` class.

The `access` property

The `access` property is a REQUIRED URI that indicates whether the `ComponentInstance` can be referred to remotely by a `MapsTo` on another `ComponentInstance` or `Module` contained by a different parent `ComponentDefinition` or `ModuleDefinition` (one that does not contain this `ComponentInstance`).

Table 5 provides a list of REQUIRED `access` URIs. The value of the `access` property MUST be one of these URIs.

Access URI	Description
http://sbols.org/v2#public	The <code>ComponentInstance</code> MAY be referred to by remote <code>MapsTo</code> objects.
http://sbols.org/v2#private	The <code>ComponentInstance</code> MUST NOT be referred to by remote <code>MapsTo</code> objects.

Table 5: REQUIRED URIs for the `access` property.

In some cases, a designer might want to set the `access` property of a `ComponentInstance` such that others cannot map to the `ComponentInstance` when they reuse its parent `ComponentDefinition`. For example, a designer who is concerned about retroactivity might set the `access` of the `ComponentInstance` to “private” in order to prevent its mapping to another `ComponentInstance` that participates in a new `Interaction` as part of a composite design.

Serialization

No serialization is defined for the `ComponentInstance` class, since this class is only used indirectly through the `Component` and `FunctionalComponent` subclasses.

7.7.2 Component

The `Component` class is used to compose `ComponentDefinition` objects into a structural hierarchy. For example, the `ComponentDefinition` of a gene could contain four `Component` objects: a promoter, RBS, CDS, and terminator. In turn, the `ComponentDefinition` of the promoter `Component` could contain `Component` objects defined as various operator sites.

2.1.0

The roles property

[New in 2.1.0; see SEP 004: <https://github.com/SynBioDex/SEPs/issues/4>]

The expected purpose and function of a genetic part are described by the `roles` property of `ComponentDefinition`. However, the same building block might be used for a different purpose in an actual design. In other words, purpose and function are sometimes determined by context.

The `roles` property comprises an OPTIONAL set of zero or more `role` URIs describing the purpose or potential function of this `Component`'s included sub-`ComponentDefinition` in the *context* of its parent `ComponentDefinition`. If provided, these `role` URIs MUST identify terms from appropriate ontologies. Roles are not restricted to describing biological function; they may annotate a `Component`'s function in any domain for which an ontology exists.

It is RECOMMENDED that these `role` URIs identify terms that are compatible with the `type` properties of both this `Component`'s parent `ComponentDefinition` and its included sub-`ComponentDefinition`. For example, a `role` of a `Component` which belongs to a `ComponentDefinition` of type DNA and includes a sub-`ComponentDefinition` of type DNA might refer to terms from the Sequence Ontology. A table of recommended ontology terms for `roles` is given in Table 4.

2.1.0

The roleIntegration property

[New in 2.1.0; see SEP 004: <https://github.com/SynBioDex/SEPs/issues/4>]

A `roleIntegration` specifies the relationship between a `Component` instance's own set of `roles` and the set of `roles` on the included sub-`ComponentDefinition`.

The `roleIntegration` property has a data type of URI. A `Component` instance with zero `roles` MAY OPTIONALLY specify a `roleIntegration`. A `Component` instance with one or more `roles` MUST specify a `roleIntegration` from Table 6. If zero `Component` `roles` are given and no `Component` `roleIntegration` is given, then <http://sbols.org/v2#mergeRoles> is assumed. It is RECOMMENDED to specify a set of `Component` `roles` only if the integrated result set of `roles` would differ from the set of `roles` belonging to this `Component`'s included sub-`ComponentDefinition`.

2.1.0

roleIntegration URI	Description
http://sbols.org/v2#overrideRoles	In the context of this Component , ignore any roles given for the included sub- ComponentDefinition . Instead use only the set of zero or more roles given for this Component .
http://sbols.org/v2#mergeRoles	Use the union of the two sets: both the set of zero or more roles given for this Component as well as the set of zero or more roles given for the included sub- ComponentDefinition .

Table 6: Each *roleIntegration* mode is associated with a rule governing how a *Component*'s roles are to be combined with the included sub-*ComponentDefinition*'s roles.

Serialization

2.1.0 The serialization of a **Component** MUST have the following form:

```
<sbol:Component rdf:about="...">
  ... properties inherited from identified ...
  one      <sbol:access rdf:resource="..."> element
  one      <sbol:definition rdf:resource="..."> element
  zero or more <sbol:mapsTo rdf:resource="..."> elements
  zero or more <sbol:role rdf:resource="..."> elements
  zero or one <sbol:roleIntegration rdf:resource="..."> element
</sbol:Component>
```

The example below shows the serialization of a **Component** that represents an instance of a promoter:

```
<sbol:Component rdf:about="http://partsregistry.org/cd/BBa_F2620/pLuxR">
  <sbol:persistentIdentity rdf:resource="http://partsregistry.org/cd/BBa_F2620/pLuxR"/>
  <sbol:displayId>pLuxR</sbol:displayId>
  <sbol:access rdf:resource="http://sbols.org/v2#public"/>
  <sbol:definition rdf:resource="http://partsregistry.org/cd/BBa_R0062"/>
</sbol:Component>
```

7.7.3 MapsTo

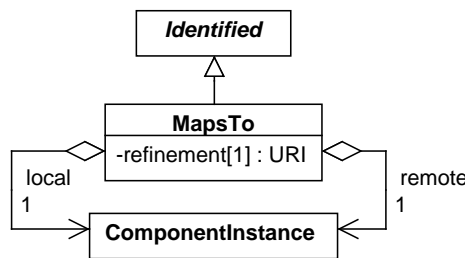


Figure 9: Diagram of the *MapsTo* class and its associated properties.

When **ComponentDefinition** and **ModuleDefinition** objects are composed into structural and functional hierarchies using **ComponentInstance** and **Module** objects, it is often the case that some **ComponentInstance** objects are intended to represent the same entity in the overall design. The purpose of the **MapsTo** class is to make these identity

relationships clear and explicit. For example, consider a `ModuleDefinition` for a genetic inverter that includes a `FunctionalComponent` for an abstract repressor protein. When this `ModuleDefinition` is instantiated within a “higher level” `ModuleDefinition` that includes a `FunctionalComponent` for a LacI protein, the `MapsTo` object can be used to indicate that the repressor protein in the first `ModuleDefinition` is LacI in the context of the composite design.

In particular, a `MapsTo` object provides two pieces of information:

- An identity relationship between two `ComponentInstance` objects, the first contained by the “lower level” definition of the `ComponentInstance` or `Module` that owns the `MapsTo`, and the second contained by the “higher level” definition that contains the `ComponentInstance` or `Module` that owns the `MapsTo`. The `remote` property of a `MapsTo` refers to the first “lower level” `ComponentInstance`, while the `local` property refers to the second “higher level” `ComponentInstance`.
- Instructions on how to interpret `local` and `remote` `ComponentInstance` objects that refer to different `ComponentDefinition` objects (that is, non-identical objects). These are specified using the `refinement` property of the `MapsTo` class.

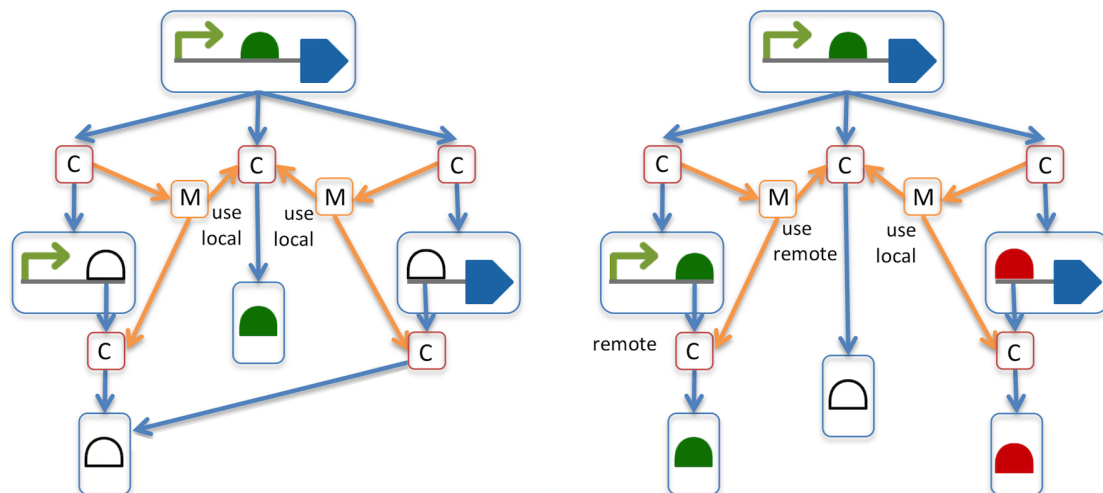


Figure 10: Linking `Component` objects using `MapsTo` entities. Boxes with diagrams represent `ComponentDefinition` objects, boxes with the C label represent `Component` objects, and boxes with the M label represent `MapsTo` objects. In both diagrams, a promoter-RBS `ComponentDefinition` and a RBS-CDS `ComponentDefinition` are being composed to form the `ComponentDefinition` of a complete transcriptional unit. In the left-hand diagram, the two `Component` objects inside the promoter-RBS `ComponentDefinition` and RBS-CDS `ComponentDefinition` objects both refer to an abstract RBS `ComponentDefinition` that lacks a sequence (white semicircle). Through the use of `MapsTo` objects with `refinement` set to `useLocal`, these “lower level” `ComponentDefinition` objects are effectively overridden by that of the green RBS in the `ComponentDefinition` of the complete transcriptional unit. In the right-hand diagram, however, the two “lower level” RBS `ComponentDefinition` objects do not lack sequences and it is the “higher level” RBS `ComponentDefinition` that is abstract. In this case, one of the `MapsTo` objects has a `useRemote` `refinement`, resulting in the green RBS `ComponentDefinition` overriding that of the abstract RBS in the “higher level” `ComponentDefinition`.

To illustrate this concept, two examples are provided in Figure 10, in which the `ComponentDefinition` of a transcriptional unit is specified by composing two “lower level” `ComponentDefinition` objects. In both examples, the two “lower level” `ComponentDefinition` objects each contain a RBS `Component` that is intended to represent the same design entity in the “higher level” `ComponentDefinition` of the transcriptional unit.

In order to explicitly represent the identity relationships in this example, a new RBS `Component` needs to be created inside the “higher level” `ComponentDefinition`. This “higher level” `Component` then needs to be linked to the equivalent “lower level” `Component` objects by means of the `MapsTo` class, using one `MapsTo` object per link. For

example, in order to link the “higher level” RBS [Component](#) to the “lower level” RBS [Component](#) of the promoter-RBS [ComponentDefinition](#), a [MapsTo](#) has to be created on the “higher level” promoter-RBS [Component](#). The [local](#) property of this [MapsTo](#) then has to refer to the “higher level” RBS [Component](#), while its [remote](#) property has to refer to the “lower level” RBS [Component](#). In this way, many “lower level” [Component](#) objects can be linked together at the “higher level” using an equal number of [MapsTo](#) objects, each one referring to a different [remote Component](#), but all referring to the same [local Component](#).

The same types of identity relationships can also be declared between [FunctionalComponent](#) objects contained by [ModuleDefinition](#) objects, or between [Component](#) objects and [FunctionalComponent](#) objects contained by [ComponentDefinition](#) objects and [ModuleDefinition](#) objects, respectively. See [Section 9](#) and [Section B](#) for additional examples using the [MapsTo](#) class.

The *local* property

This REQUIRED property has a data type of [URI](#) and is used to refer to the [ComponentInstance](#) contained by the “higher level” [ComponentDefinition](#) or [ModuleDefinition](#). This [local ComponentInstance](#) MUST be contained by the [ComponentDefinition](#) or [ModuleDefinition](#) that contains the [ComponentInstance](#) or [Module](#) that owns the [MapsTo](#).

The *remote* property

This REQUIRED property has a data type of [URI](#) and is used to refer to the [ComponentInstance](#) contained by the “lower level” [ComponentDefinition](#) or [ModuleDefinition](#). This [remote ComponentInstance](#) MUST be contained by the [ComponentDefinition](#) or [ModuleDefinition](#) that is the [definition](#) of the [ComponentInstance](#) or [Module](#) that owns the [MapsTo](#). Lastly, the [access](#) property of the [remote ComponentInstance](#) MUST be set to “public.”

The *refinement* property

The [refinement](#) property is REQUIRED and has a data type of [URI](#). Each [MapsTo](#) object MUST specify the relationship between its [local](#) and [remote ComponentInstance](#) objects using one of the REQUIRED [refinement URIs](#) provided in [Table 7](#). **Note that if multiple [MapsTo](#)s belonging to the [Components](#) of a [ComponentDefinition](#) have [local](#) properties that refer to the same [Component](#), then there MUST NOT be more than one such [MapsTo](#) that has a [refinement](#) property that contains the [URI](#) <http://sbols.org/v2#useRemote>. Similarly, if multiple [MapsTo](#)s belonging the [Modules](#) and [FunctionalComponents](#) of a [ModuleDefinition](#) have [local](#) properties that refer to the same [FunctionalComponent](#), then there MUST NOT be more than one such [MapsTo](#) that has a [refinement](#) property that contains the [URI](#) <http://sbols.org/v2#useRemote>.**

Refinement URI	Description
http://sbols.org/v2#useRemote	All references to the local ComponentInstance MUST dereference to the remote ComponentInstance instead.
http://sbols.org/v2#useLocal	In the context of the ComponentDefinition or ModuleDefinition that contains the owner of the MapsTo , all references to the remote ComponentInstance MUST dereference to the local ComponentInstance instead.
http://sbols.org/v2#verifyIdentical	The definition properties of the local and remote ComponentInstance objects MUST refer to the same ComponentDefinition .
http://sbols.org/v2#merge	In the context of the ComponentDefinition or ModuleDefinition that contains the owner of the MapsTo , all references to the local ComponentInstance or the remote ComponentInstance MUST dereference to both objects.

Table 7: REQUIRED URIs for the [refinement](#) property.

Serialization

The serialization of [MapsTo](#) MUST have the following form.


```

<sbol:MapsTo rdf:about="...">
  ... properties inherited from identified ...
  one <sbol:refinement rdf:resource="..."> element
  one <sbol:remote rdf:resource="..."> element
  one <sbol:local rdf:resource="..."> element
</sbol:MapsTo>

```

In the example below, a **FunctionalComponent** in a “higher level” **ModuleDefinition** of a genetic toggle switch is linked to a **FunctionalComponent** in a “lower level” LacI inverter **ModuleDefinition**. The full example can be found in [Section 9](#).

```

<sbol:MapsTo rdf:about="http://sbolstandard.org/example/toggle_switch/laci_inverter/LacI_mapping">
  <sbol:persistentIdentity rdf:resource="http://sbolstandard.org/example/toggle_switch/laci_inverter/LacI_mapping"/>
  <sbol:displayId>LacI_mapping</sbol:displayId>
  <sbol:refinement rdf:resource="http://sbols.org/v2#useRemote"/>
  <sbol:remote rdf:resource="http://sbolstandard.org/example/laci_inverter/TF"/>
  <sbol:local rdf:resource="http://sbolstandard.org/example/toggle_switch/LacI"/>
</sbol:MapsTo>

```

7.7.4 SequenceAnnotation

The **SequenceAnnotation** class describes one or more regions of interest on the **Sequence** objects referred to by its parent **ComponentDefinition**. In addition, **SequenceAnnotation** objects can describe the substructure of their parent **ComponentDefinition** through association with the **Component** objects contained by this **ComponentDefinition**.

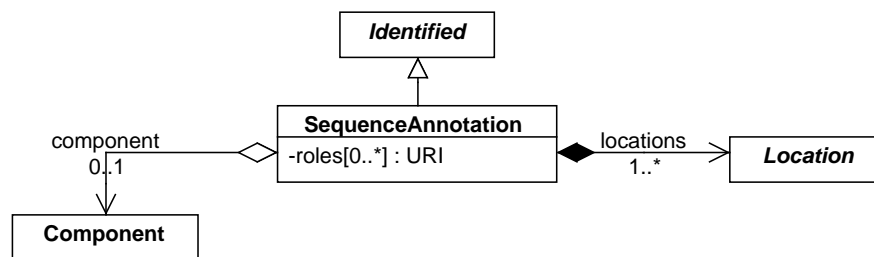


Figure 11: Diagram of the **SequenceAnnotation** class and its associated properties.

The locations property

The **locations** property is a REQUIRED set of one or more **Location** objects that indicate which **elements** of a **Sequence** are described by the **SequenceAnnotation**.

Allowing multiple **Location** objects on a single **SequenceAnnotation** is intended to enable representation of discontinuous regions (for example, a **Component** encoded across a set of exons with interspersed introns). As such, the **Location** objects of a single **SequenceAnnotation** SHOULD NOT specify overlapping regions, since it is not clear what this would mean. There is no such concern with different **SequenceAnnotation** objects, however, which can freely overlap in **Location** (for example, specifying overlapping linkers for sequence assembly).

The component property

The **component** property is OPTIONAL and has a data type of **URI**. This **URI** MUST refer to a **Component** that is contained by the same parent **ComponentDefinition** that contains the **SequenceAnnotation**. In this way, the properties of the **SequenceAnnotation**, such as its **description** and **locations**, are associated with part of the substructure of its parent **ComponentDefinition**.

2.1.0

The roles property

[New in 2.1.0; see SEP 004: <https://github.com/SynBioDex/SEPs/issues/4>]

[New in 2.1.0; see SEP 010: <https://github.com/SynBioDex/SEPs/issues/10>]

Alternatively to describing substructure, a `SequenceAnnotation` can be utilized to identify a feature, such as a GenBank feature, of a specified `Sequence`. In this use case, the `SequenceAnnotation` MUST NOT have a `component` property, but instead it would have a `roles` property.

The `roles` property comprises an OPTIONAL set of zero or more URIs describing the specified sequence feature being annotated. If provided, these `role` URIs MUST identify terms from appropriate ontologies. Roles are not restricted to describing biological function; they may annotate `Sequences'` function in any domain for which an ontology exists.

It is RECOMMENDED that these `role` URIs identify terms that are compatible with the `type` properties of this `SequenceAnnotation's` parent `ComponentDefinition`. For example, a `role` of a `SequenceAnnotation` which belongs to a `ComponentDefinition` of type DNA might refer to terms from the Sequence Ontology. A table of recommended ontology terms for `roles` is given in Table 4.

Serialization

2.1.0 The serialization of a `SequenceAnnotation` MUST have the form below. In this template, `A_LOCATION_SUBCLASS` represents one of the `Location` subclasses.

```
<sbol:SequenceAnnotation rdf:about="...">
  ... properties inherited from identified ...
  zero or one <sbol:component rdf:resource="..."> element
  one or more <sbol:location>
    <sbol:A_LOCATION_SUBCLASS rdf:about="...">...</sbol:A_LOCATION_SUBCLASS>
  </sbol:location> elements
  zero or more <sbol:role rdf:resource="..."> elements
</sbol:SequenceAnnotation>
```

The example below shows the serialization of a `SequenceAnnotation` object. It specifies the region occupied by a `Component` named `BBa_F2620`.

```
<sbol:SequenceAnnotation rdf:about="http://partsregistry.org/cd/BBa_F2620/anno2">
  <sbol:persistentIdentity rdf:resource="http://partsregistry.org/cd/BBa_F2620/anno2"/>
  <sbol:displayId>anno2</sbol:displayId>
  <sbol:location>
    <sbol:Range rdf:about="http://partsregistry.org/cd/BBa_F2620/anno2/range">
      <sbol:persistentIdentity rdf:resource="http://partsregistry.org/cd/BBa_F2620/anno2/range"/>
      <sbol:displayId>range</sbol:displayId>
      <sbol:start>56</sbol:start>
      <sbol:end>68</sbol:end>
      <sbol:orientation rdf:resource="http://sbols.org/v2#inline"/>
    </sbol:Range>
  </sbol:location>
  <sbol:component rdf:resource="http://partsregistry.org/cd/BBa_F2620/rbs"/>
</sbol:SequenceAnnotation>
```

7.7.5 Location

The `Location` class is extended by the `Range`, `Cut`, and `GenericLocation` classes.

The orientation property

The `orientation` property is OPTIONAL and has a data type of `URI`. All subclasses of `Location` share this property, which can be used to indicate how the region specified by the `SequenceAnnotation` and any associated double-stranded `Component` is oriented on the `elements` of a `Sequence` from their parent `ComponentDefinition`. Table 8 provides a list of REQUIRED `orientation` URIs. If a `Location` object has an `orientation`, then it MUST come

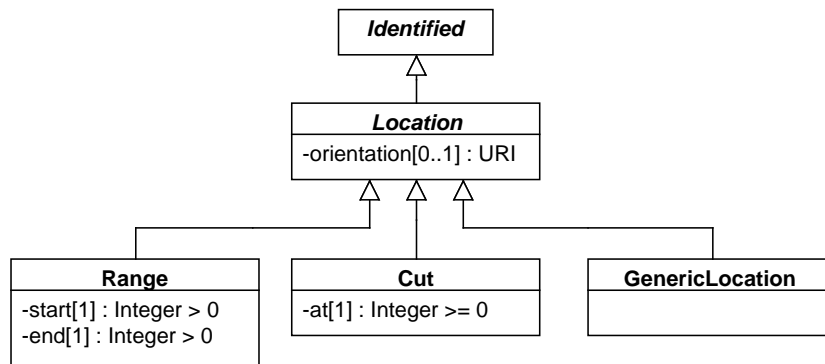


Figure 12: Diagram of the *Location* class and its associated properties.

from Table 8.

Orientation URI	Description
http://sbols.org/v2#inline	The region specified by this <i>Location</i> is on the <i>elements</i> of a <i>Sequence</i> .
http://sbols.org/v2#reverseComplement	The region specified by this <i>Location</i> is on the reverse-complement translation of the <i>elements</i> of a <i>Sequence</i> . The exact nature of this translation depends on the <i>encoding</i> of the <i>Sequence</i> .

Table 8: REQUIRED URIs for the *orientation* property

Range

A *Range* object specifies a region via discrete, inclusive *start* and *end* positions that correspond to indices for characters in the *elements String* of a *Sequence*.

Note that the index of the first location is 1, as is typical practice in biology, rather than 0, as is typical practice in computer science.

The *start* property

The *start* property specifies the inclusive starting position of the *Range*. This property is REQUIRED and MUST contain an *Integer* value greater than zero.

The *end* property

The *end* property specifies the inclusive ending position of the *Range*. This property is REQUIRED and MUST contain an *Integer* value greater than zero. In addition, this *Integer* value MUST be greater than or equal to that of the *start* property.

Serialization

The serialization of a *Range* MUST have the following form:

```

<sbol:Range rdf:about="...">
  ... properties inherited from identified ...
  one      <sbol:start>...</sbol:start> element
  one      <sbol:end>...</sbol:end> element
  zero or one <sbol:orientation rdf:resource="..."> element
</sbol:Range>
  
```

The example below shows the serialization of a [Range](#) object. It specifies the region between the inclusive positions 56 and 68, with an [orientation](#) of “inline.”

```
<sbol:Range rdf:about="http://partsregistry.org/cd/BBa_F2620/anno2/range">
  <sbol:persistentIdentity rdf:resource="http://partsregistry.org/cd/BBa_F2620/anno2/range"/>
  <sbol:displayId>range</sbol:displayId>
  <sbol:start>56</sbol:start>
  <sbol:end>68</sbol:end>
  <sbol:orientation rdf:resource="http://sbols.org/v2#inline"/>
</sbol:Range>
```

Cut

The [Cut](#) class has been introduced to enable the specification of a region between two discrete positions. This specification is accomplished using the [at](#) property, which specifies a discrete position that corresponds to the index of a character in the [elements String](#) of a [Sequence](#) (except in the case when [at](#) is equal to zero—see below).

The at property

The [at](#) property is REQUIRED and MUST contain an [Integer](#) value greater than or equal to zero. The region specified by the [Cut](#) is between the position specified by this property and the position that immediately follows it. When the [at](#) property is equal to zero, the specified region is immediately before the first discrete position or character in the [elements String](#) of a [Sequence](#).

Serialization

The serialization of a [Cut](#) MUST have the following form:

```
<sbol:Cut rdf:about="...">
  ... properties inherited from identified ...
  one      <sbol:at>...</sbol:at> element
  zero or one <sbol:orientation rdf:resource="..."> element
</sbol:Cut>
```

The example below shows the serialization of a [Cut](#) object. It specifies a region in between positions 10 and 11, with an [orientation](#) of “inline.”

```
<sbol:Cut rdf:about="http://partsregistry.org/cd/BBa_J23119/cutat10/cut">
  <sbol:persistentIdentity rdf:resource="http://partsregistry.org/cd/BBa_J23119/cutat10/cut"/>
  <sbol:displayId>cut</sbol:displayId>
  <sbol:at>10</sbol:at>
  <sbol:orientation rdf:resource="http://sbols.org/v2#inline"/>
</sbol:Cut>
```

GenericLocation

While the [Range](#) and [Cut](#) classes are best suited to specifying regions on [Sequence](#) objects with IUPAC encodings, the [GenericLocation](#) class is included as a starting point for specifying regions on [Sequence](#) objects with different [encoding](#) properties and potentially nonlinear structure. This class can also be used to set the [orientation](#) of a [SequenceAnnotation](#) and any associated [Component](#) when their parent [ComponentDefinition](#) is a partial design that lacks a [Sequence](#).

Serialization

The serialization of a [GenericLocation](#) MUST have the following form:

```
<sbol:GenericLocation rdf:about="...">
```

```

... properties inherited from identified ...
zero or one <sbol:orientation rdf:resource="..." /> element
</sbol:GenericLocation>

```

The example below shows the serialization of a `GenericLocation` object with an `orientation` of “reverse complement”:

```

<sbol:GenericLocation rdf:about="http://www.partsregistry.org/Part:BBa_F2620/anno5/location">
  <sbol:orientation rdf:resource="http://sbols.org/v2#reverseComplement"/>
</sbol:GenericLocation>

```

7.7.6 SequenceConstraint

The `SequenceConstraint` class can be used to assert restrictions on the relative, sequence-based positions of pairs of `Component` objects contained by the same parent `ComponentDefinition`. The primary purpose of this class is to enable the specification of partially designed `ComponentDefinition` objects, for which the precise positions or orientations of their contained `Component` objects are not yet fully determined. Each `SequenceConstraint` includes the `restriction`, `subject`, and `object` properties.

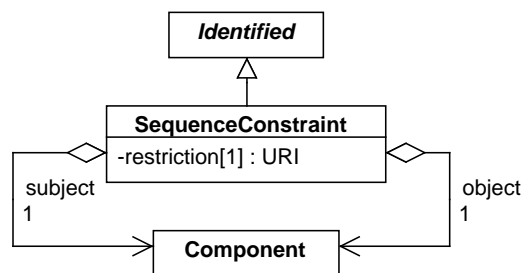


Figure 13: Diagram of the `SequenceConstraint` class and its associated properties.

The subject property

The `subject` property is REQUIRED and MUST contain a `URI` that refers to a `Component` contained by the same parent `ComponentDefinition` that contains the `SequenceConstraint`.

The object property

The `object` property is REQUIRED and MUST contain a `URI` that refers to a `Component` contained by the same parent `ComponentDefinition` that contains the `SequenceConstraint`. This `Component` MUST NOT be the same `Component` that the `SequenceConstraint` refers to via its `subject` property.

The restriction property

The `restriction` property is REQUIRED and has a data type of `URI`. This property MUST indicate the type of structural restriction on the positions, orientations, or structural identities of the `subject` and `object` `Component` objects in relation to each other. The `URI` value of this property SHOULD come from the RECOMMENDED `URIs` in Table 9.

2.2.0

Serialization

The serialization of a `SequenceConstraint` MUST have the following form:

Restriction URI	Description
http://sbols.org/v2#precedes	The position of the subject Component MUST precede that of the object Component . If each one is associated with a SequenceAnnotation , then the SequenceAnnotation associated with the subject Component MUST specify a region that starts before the region specified by the SequenceAnnotation associated with the object Component .
http://sbols.org/v2#sameOrientationAs	The subject and object Component objects MUST have the same orientation. If each one is associated with a SequenceAnnotation , then the orientation URIs of the Location objects of the first SequenceAnnotation MUST be among those of the second SequenceAnnotation , and vice versa.
http://sbols.org/v2#oppositeOrientationAs	The subject and object Component objects MUST have opposite orientations. If each one is associated with a SequenceAnnotation , then the orientation URIs of the Location objects of one SequenceAnnotation MUST NOT be among those of the other SequenceAnnotation .
http://sbols.org/v2#differentFrom	The definition property of the subject Component MUST NOT refer to the same ComponentDefinition as that of the object Component .

Table 9: RECOMMENDED URIs for the *restriction* property.

```
<sbol:SequenceConstraint rdf:about="...">
  ... properties inherited from identified ...
  one <sbol:restriction rdf:resource="..."> element
  one <sbol:subject rdf:resource="..."> element
  one <sbol:object rdf:resource="..."> element
</sbol:SequenceConstraint>
```

The example below shows the serialization of a **SequenceConstraint** belonging to the **ComponentDefinition** of a LacI-repressible promoter. This **SequenceConstraint** has a “precedes” **restriction** that indicates that the **subject Component**, which represents the core of the promoter, is positioned before the **object Component**, which represents the LacI operator of the promoter.

```
<sbol:SequenceConstraint rdf:about="http://partsregistry.org/cd/BBa_K174004/r1">
  <sbol:persistentIdentity rdf:resource="http://partsregistry.org/cd/BBa_K174004/r1"/>
  <sbol:displayId>r1</sbol:displayId>
  <sbol:restriction rdf:resource="http://sbols.org/v2#precedes"/>
  <sbol:subject rdf:resource="http://partsregistry.org/cd/pspac"/>
  <sbol:object rdf:resource="http://partsregistry.org/cd/LacI_operator"/>
</sbol:SequenceConstraint>
```

7.8 Model

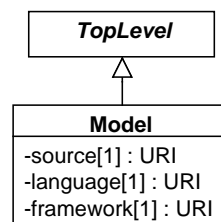


Figure 14: Diagram of the *Model* class and its associated properties.

The purpose of the **Model** class is to serve as a placeholder for an external computational model and provide

additional meta-data to enable better reasoning about the contents of this model. In this way, there is minimal duplication of standardization efforts and users of SBOL can formalize the function of a `ModuleDefinition` in the language of their choice.

The meta-data provided by the `Model` class include the following properties: the `source` or location of the actual content of the model, the `language` in which the model is implemented, and the model's `framework`.

The source property

The `source` property is REQUIRED and MUST contain a `URI` reference to the source file for a model.

The language property

The `language` property is REQUIRED and MUST contain a `URI` that specifies the language in which the model is implemented. It is RECOMMENDED that this `URI` refer to a term from the EMBRACE Data and Methods (EDAM) ontology. [Table 10](#) provides a list of terms from this ontology and their `URIs`. If the `language` property of a `Model` is well-described by one these terms, then it MUST contain the `URI` for this term as its value.

Model Language	URI for EDAM Term
SBML	http://identifiers.org/edam/format_2585
CellML	http://identifiers.org/edam/format_3240
BioPAX	http://identifiers.org/edam/format_3156

Table 10: Terms from the EDAM ontology to specify the `language` property of a `Model`.

The framework property

The `framework` property is REQUIRED and MUST contain a `URI` that specifies the framework in which the model is implemented. It is RECOMMENDED this `URI` refer to a term from the modeling framework branch of the SBO when possible. A few suggested modeling frameworks and their corresponding `URIs` are shown in [Table 11](#). If the `framework` property of a `Model` is well-described by one these terms, then it MUST contain the `URI` for this term as its value.

Framework	URI for SBO Term
Continuous	http://identifiers.org/biomodels.sbo/SBO:0000062
Discrete	http://identifiers.org/biomodels.sbo/SBO:0000063

Table 11: SBO terms to specify the `framework` property of a `Model`.

Serialization

The serialization of a `Model` MUST have the following form:

```
<sbol:Model rdf:about="http://www.sbolstandard.org/examples/toggleswitch">
  ... properties inherited from identified ...
  one <sbol:source rdf:resource="..."> element
  one <sbol:language rdf:resource="..."> element
  one <sbol:framework rdf:resource="..."> element
</sbol:Model>
```

The example below shows the serialization of a `Model` object that refers to a quantitative model of a genetic toggle switch. The model is implemented in the SBML `language` and adheres to a continuous modeling `framework`. Lastly,

the model can be retrieved from a model repository via its [source URI](#), which is a URL.

```
<?xml version="1.0" ?>
<rdf:RDF xmlns:rdf="http://www.w3.org/1999/02/22-rdf-syntax-ns#" xmlns:dcterms="http://purl.org/dc/terms/" xmlns:prov="http://www.
w3.org/ns/prov#" xmlns:sbol="http://sbols.org/v2#">
  <sbol:Model rdf:about="http://www.sbolstandard.org/examples/pIKE_Toggle_1">
    <sbol:persistentIdentity rdf:resource="http://www.sbolstandard.org/examples/pIKE_Toggle_1"/>
    <sbol:displayId>pIKE_Toggle_1</sbol:displayId>
    <dcterms:title>pIKE_Toggle_1 toggle switch</dcterms:title>
    <sbol:source rdf:resource="http://virtualparts.org/part/pIKE_Toggle_1"/>
    <sbol:language rdf:resource="http://identifiers.org/edam/format_2585"/>
    <sbol:framework rdf:resource="http://identifiers.org/biomodels.sbo/SBO:0000062"/>
  </sbol:Model>
</rdf:RDF>
```

7.9 ModuleDefinition

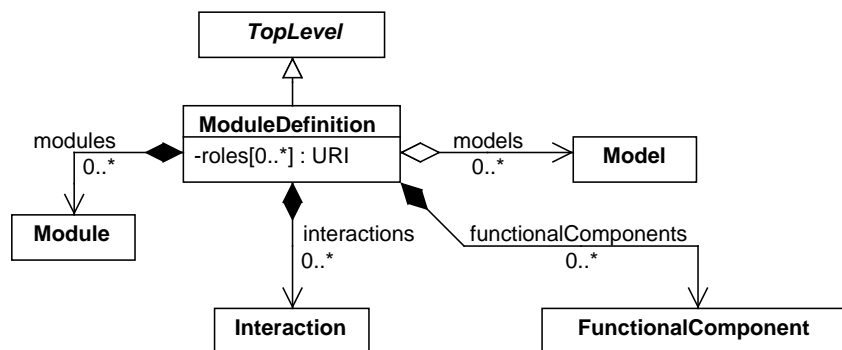


Figure 15: Diagram of the `ModuleDefinition` class and its associated properties.

The `ModuleDefinition` class represents a grouping of structural and functional entities in a biological design. The primary usage of this class is to assert the molecular interactions and abstract function of its child entities.

As shown in Figure 15, these child entities are aggregated via the `functionalComponents` `modules` properties, while representation of their abstract function is accomplished via the `roles` property. More detailed descriptions of the function of a `ModuleDefinition` are provided by its `interactions` and `models` properties. Lastly, since `ModuleDefinition` objects can be more abstract and represent entities of engineering design rather than biology, they can have designated “inputs” and “outputs” expressed by the `direction` properties on its `FunctionalComponent` objects.

The `roles` property

The `roles` property is an OPTIONAL set of URIs that clarifies the intended function of a `ModuleDefinition`.

These URIs might identify descriptive biological roles, such as “metabolic pathway” and “signaling cascade,” but they can also identify “logical” roles, such as “inverter” or “AND gate,” or other abstract roles for describing the function of design. Interpretation of the meaning of such roles currently depends on the software tools that read and write them.

The *modules* property

The `modules` property is OPTIONAL and MAY specify a set of `Module` objects contained by the `ModuleDefinition`. Note that the set of relations between `Module` and `ModuleDefinition` objects is strictly acyclic.

While the `ModuleDefinition` class is analogous to a specification sheet for a system of interacting biological elements, the `Module` class represents the occurrence of a particular subsystem within the system. Hence, this class allows a system design to include multiple instances of a subsystem, all defined by reference to the same `ModuleDefinition`. For example, consider the `ModuleDefinition` for a network of two-input repressor devices in which the particular repressors have not been chosen yet. This `ModuleDefinition` could contain multiple `Module` objects that refer to the same `ModuleDefinition` of an abstract two-input repressor device.

The *functionalComponents* property

The `functionalComponents` property is OPTIONAL and MAY specify a set of `FunctionalComponent` objects contained by the `ModuleDefinition`.

Just as a `Module` represents an instance of a subsystem in the overall system represented by a `ModuleDefinition`, a `FunctionalComponent` represents an instance of a structural entity (represented by a `ComponentDefinition`) in the system. This concept allows a `ModuleDefinition` to assert different interactions for separate copies of the same structural entity if needed. For example, a `ModuleDefinition` might contain multiple `FunctionalComponent` objects that refer to the same promoter `ComponentDefinition`, but assert different interactions for these promoter copies based on their separate positions in another `ComponentDefinition` that represents the structure of the entire system.

The *interactions* property

The `interactions` property is OPTIONAL and MAY specify a set of `Interaction` objects within the `ModuleDefinition`.

The `Interaction` class provides an abstract, machine-readable representation of entity behavior within a `ModuleDefinition` (whereas a more detailed model of the system might not be suited to machine reasoning, depending on its implementation). Each `Interaction` contains `Participation` objects that indicate the roles of the `FunctionalComponent` objects involved in the `Interaction`.

The *models* property

The `models` property is OPTIONAL and MAY specify a set of URI references to `Model` objects.

`Model` objects are placeholders that link `ModuleDefinition` objects to computational models of any format. A `ModuleDefinition` object can link to more than one `Model` since each might encode system behavior in a different way or at a different level of detail.

Serialization

The serialization of `ModuleDefinition` has the following form:

```
<sbol:ModuleDefinition rdf:about="...">
  ... properties inherited from identified ...
  zero or more <sbol:role rdf:resource="..."> elements
  zero or more <sbol:model rdf:resource="..."> elements
  zero or more <sbol:functionalComponent>
    <sbol:FunctionalComponent rdf:about="...">...</sbol:FunctionalComponent >
  </sbol:functionalComponent> elements
  zero or more <sbol:module>
    <sbol:Module rdf:about="...">...</sbol:Module>
  </sbol:module> elements
  zero or more <sbol:interaction>
    <sbol:Interaction rdf:about="...">...</sbol:Interaction>
  </sbol:interaction> elements
</sbol:ModuleDefinition>
```

The example below shows a simple `ModuleDefinition` containing two components, a `FunctionalComponent` for a DNA sequence encoding constitutive expression of GFP and another for the GFP protein expressed from this sequence, plus an interaction describing that relation.

```
<sbol:ModuleDefinition rdf:about="http://sbolstandard.org/example/md/GFP_expression">
  <sbol:functionalComponent>
    <sbol:FunctionalComponent rdf:about="http://sbolstandard.org/example/md/GFP_expression/GFP_protein">
      <sbol:definition rdf:resource="http://sbolstandard.org/example/GFP"/>
      <sbol:access rdf:resource="http://sbols.org/v2#public"/>
      <sbol:direction rdf:resource="http://sbols.org/v2#output"/>
    </sbol:FunctionalComponent>
  </sbol:functionalComponent>
  <sbol:functionalComponent>
    <sbol:FunctionalComponent rdf:about="http://sbolstandard.org/example/md/GFP_expression/Constitutive_GFP">
      <sbol:definition rdf:resource="http://sbolstandard.org/example/GFP_generator"/>
      <sbol:access rdf:resource="http://sbols.org/v2#public"/>
      <sbol:direction rdf:resource="http://sbols.org/v2#none"/>
    </sbol:FunctionalComponent>
  </sbol:functionalComponent>
  <sbol:interaction>
    <sbol:Interaction rdf:about="http://sbolstandard.org/example/md/GFP_expression/express_GFP">
      ...
    </sbol:Interaction>
  </sbol:interaction>
</sbol:ModuleDefinition>
```

7.9.1 Module

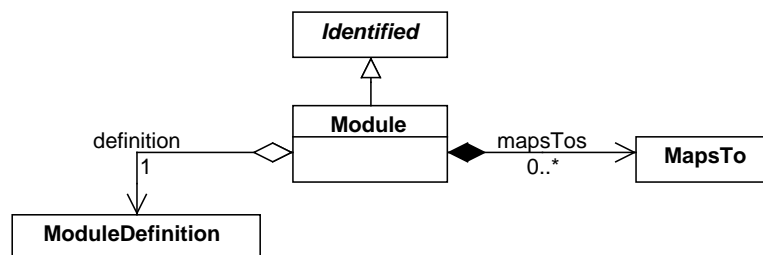


Figure 16: Diagram of the `Module` class and its associated properties.

The `Module` class represents the usage or occurrence of a `ModuleDefinition` within a larger design (that is, another `ModuleDefinition`).

The `definition` property

The `definition` property is a REQUIRED URI that refers to the `ModuleDefinition` for the `Module`.

The `definition` property MUST NOT refer to the same `ModuleDefinition` as that which contains the `Module`. Furthermore, `Module` objects MUST NOT form a cyclical chain of references via their `definition` properties and the `ModuleDefinition` objects that contain them. For example, consider the `Module` objects *A* and *B* and the `ModuleDefinition` objects *X* and *Y*. The reference chain “*X* contains *A*, *A* is defined by *Y*, *Y* contains *B*, and *B* is defined by *X*” is cyclical.

The `mapsTo` property

The `mapsTo` property is an OPTIONAL set of `MapsTo` objects that refer to and link `ComponentInstance` objects together within the heterarchy of `Module`, `ModuleDefinition`, `ComponentInstance`, and `ComponentDefinition` objects.

Section 7.7.3 contains a detailed description of the `MapsTo` class.

Serialization

The serialization of `Modules` has the following form.

```
<sbol:Module rdf:about="...">
  ... properties inherited from identified ...
  one <sbol:definition rdf:resource="..." /> element
  zero or more <sbol:mapsTo>
    <sbol:MapsTo rdf:about="...">...</sbol:MapsTo>
  </sbol:mapsTo> element
</sbol:Module>
```

The example below specifies a TetR inverter that is being used as a part of a genetic toggle switch:

```
<sbol:Module rdf:about="http://sbolstandard.org/example/toggle_switch/tetr_inverter">
  <sbol:definition rdf:resource="http://sbolstandard.org/example/tetr_inverter"/>
  ...
</sbol:Module>
```

7.9.2 FunctionalComponent

A `FunctionalComponent` is an instance of a `ComponentDefinition` being used as part of a `ModuleDefinition`. The `ModuleDefinition` describes how the that describes how the `FunctionalComponent` interacts with others and summarizes their aggregate function.

The `FunctionalComponent` class inherits from the `ComponentInstance` class and therefore has the `definition`, `access`, and `mapsTo` properties. In addition, it has a `direction` property that specifies whether it serves as an input, output, both, or neither with regards to the `ModuleDefinition` that contains it.

The `direction` property

Each `FunctionalComponent` MUST specify via the `direction` property whether it serves as an input, output, both, or neither for its parent `ModuleDefinition` object. The value for this property MUST be one of the URIs given in Table 12.

Direction URI	Description
http://sbols.org/v2#in	Indicates that the <code>FunctionalComponent</code> is an input.
http://sbols.org/v2#out	Indicates that the <code>FunctionalComponent</code> is an output.
http://sbols.org/v2#inout	Indicates that the <code>FunctionalComponent</code> is both an input and output
http://sbols.org/v2#none	Indicates that the <code>FunctionalComponent</code> is neither an input or output.

Table 12: REQUIRED URIs for the `direction` property.

The `direction` property is a means to encode how a designer thinks about the “purpose” of a connection in a system. In SBOL, such a connection is represented with a `FunctionalComponent`, and a system is represented as with a `ModuleDefinition`. For example, consider a system that has been designed to sense the concentration of the cell-to-cell signaling molecule 3OC₆HSL and report it via the concentration of another gene product. In this system, the concentration of 3OC₆HSL is being sensed by the system, so the `FunctionalComponent` for 3OC₆HSL

would have a **direction** of “input.” In turn, the concentration of the reporter gene product is intended to be read/consumed by other biological systems, so the **FunctionalComponent** for this product would have a **direction** of “output.” The CDS encoding the product, however, is not intended to directly transfer information into or out of the **ModuleDefinition** for the system, so its **FunctionalComponent** would have a **direction** of “neither.”

Serialization

The serialization of a **FunctionalComponent** has the following form.

```
<sbol:FunctionalComponent rdf:about="...">
  ... properties inherited from identified ...
  one   <sbol:definition rdf:resource="..."> element
  one   <sbol:access rdf:resource="..."> element
  one   <sbol:direction rdf:resource="..."> element
  zero or more <sbol:mapsTo rdf:resource="..."> elements
</sbol:FunctionalComponent>
```

In the example below, the functional component is defined as a public input/output. The component refers to the **Part:BBa_R0010** promoter from the iGEM Parts Registry.

```
<sbol:FunctionalComponent rdf:about="http://sbolstandard.org/example/laci_inverter/promoter">
  <sbol:definition rdf:resource="http://www.partsregistry.org/BBa_R0010"/>
  <sbol:access rdf:resource="http://sbols.org/v2#public"/>
  <sbol:direction rdf:resource="http://sbols.org/v2#inout"/>
</sbol:FunctionalComponent>
```

7.9.3 Interaction

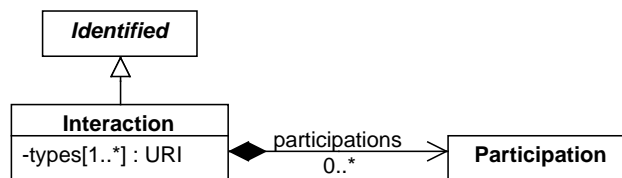


Figure 17: Diagram of the **Interaction** class and its associated properties.

The **Interaction** class provides more detailed description of how the **FunctionalComponent** objects of a **ModuleDefinition** are intended to work together. For example, this class can be used to represent different forms of genetic regulation (e.g., transcriptional activation or repression), processes from the central dogma of biology (e.g. transcription and translation), and other basic molecular interactions (e.g., non-covalent binding or enzymatic phosphorylation). Each **Interaction** includes a **types** property that refers to descriptive ontology terms and a **participations** property that describes which **FunctionalComponent** objects participate in the **Interaction**.

The types property

The **types** property is a REQUIRED set of URIs that describes the behavior represented by an **Interaction**.

The **types** property MUST contain one or more URIs that MUST identify terms from appropriate ontologies. It is RECOMMENDED that exactly one URI contained by the **types** property refer to a term from the occurring entity branch of the Systems Biology Ontology (SBO). (See <http://www.ebi.ac.uk/sbo/main/>) Table 13 provides a list of possible SBO terms for the **types** property and their corresponding URIs.

2.0.1

2.0.1

Interaction Type	URI for SBO Term
Inhibition	http://identifiers.org/biomodels.sbo/SBO:0000169
Stimulation	http://identifiers.org/biomodels.sbo/SBO:0000170
Biochemical Reaction	http://identifiers.org/biomodels.sbo/SBO:0000176
Non-Covalent Binding	http://identifiers.org/biomodels.sbo/SBO:0000177
Degradation	http://identifiers.org/biomodels.sbo/SBO:0000179
Genetic Production	http://identifiers.org/biomodels.sbo/SBO:0000589
Control	http://identifiers.org/biomodels.sbo/SBO:0000168

Table 13: SBO terms to specify the *types* property of an *Interaction*.

If an *Interaction* is well described by one of the terms from Table 13, then its *types* property MUST contain the URI that identifies this term. Lastly, if the *types* property of an *Interaction* contains multiple URIs, then they MUST identify non-conflicting terms. For example, the SBO terms “stimulation” and “inhibition” would conflict.

The participations property

The *participations* property is an OPTIONAL and MAY contain a set of *Participation* objects, each of which identifies the *roles* that its referenced *FunctionalComponent* plays in the *Interaction*.

Even though an *Interaction* generally contains at least one *Participation*, the case of zero *Participation* objects is allowed because it is plausible that a designer might want to specify that an *Interaction* will exist, even if its *participants* have not yet been determined.

Serialization

The serialization of an *Interaction* has the following form.

```
<sbol:Interaction rdf:about="...">
  ... properties inherited from identified ...
  one or more <sbol:type rdf:resource="..." /> elements
  zero or more <sbol:participation>
    <sbol:Participation rdf:about="...">...</sbol:Participation>
    </sbol:participation> elements
</sbol:Interaction>
```

The example below shows an *Interaction* representing an inhibition relationship (SBO:0000169) between a repressor (SBO:0000020, full *Participation* details shown) and a promoter:

```
<sbol:Interaction rdf:about="http://sbolstandard.org/example/laci_inverter/LacI_pLacI">
  <sbol:type rdf:resource="http://identifiers.org/biomodels.sbo/SBO:0000169"/>
  <sbol:participation>
    <sbol:Participation rdf:about="http://sbolstandard.org/example/laci_inverter/LacI_pLacI/P03023">
      <sbol:role rdf:resource="http://identifiers.org/biomodels.sbo/SBO:0000020"/>
      <sbol:participant rdf:resource="http://sbolstandard.org/example/laci_inverter/TF"/>
    </sbol:Participation>
  </sbol:participation>
  <sbol:participation>
    <sbol:Participation rdf:about="...">
      ...
    </sbol:Participation>
  </sbol:participation>
</sbol:Interaction>
```

2.0.1

7.9.4 Participation

Each *Participation* represents how a particular *FunctionalComponent* behaves in its parent *Interaction*.

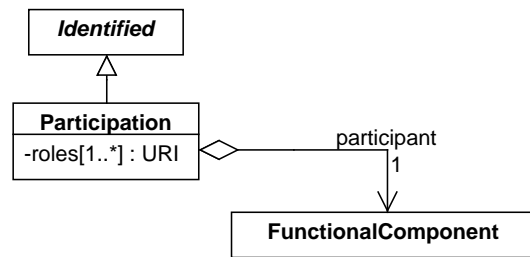


Figure 18: Diagram of the *Participation* class and its associated properties.

The roles property

2.0.1 The **roles** property is a REQUIRED set of URIs that describes the behavior of a *Participation* (and by extension its referenced *FunctionalComponent*) in the context of its parent *Interaction*.

The **roles** property MUST contain one or more URIs that MUST identify terms from appropriate ontologies. It is RECOMMENDED that exactly one URI contained by the **roles** property refer to a term from the participant role branch of the SBO. Table 14 provides a list of possible SBO terms for the **roles** property and their corresponding URIs.

Participation Role	URI for SBO Term	Interaction Types
Inhibitor	http://identifiers.org/biomodels.sbo/SBO:0000020	Inhibition
Inhibited	http://identifiers.org/biomodels.sbo/SBO:0000642	Inhibition
Stimulator	http://identifiers.org/biomodels.sbo/SBO:0000459	Stimulation
Stimulated	http://identifiers.org/biomodels.sbo/SBO:0000643	Stimulation
Reactant	http://identifiers.org/biomodels.sbo/SBO:0000010	Non-Covalent Binding, Degradation Biochemical Reaction
Product	http://identifiers.org/biomodels.sbo/SBO:0000011	Non-Covalent Binding, Genetic Production, Biochemical Reaction
Promoter	http://identifiers.org/biomodels.sbo/SBO:0000598	Inhibition, Stimulation, Genetic Production
Modifier	http://identifiers.org/biomodels.sbo/SBO:0000019	Biochemical Reaction, Control
Modified	http://identifiers.org/biomodels.sbo/SBO:0000644	Biochemical Reaction, Control
Template	http://identifiers.org/biomodels.sbo/SBO:0000645	Genetic Production

Table 14: SBO terms to specify the **roles** property of a *Participation*.

2.0.1 If a *Participation* is well described by one of the terms from Table 14, then its **roles** property MUST contain the URI that identifies this term. Also, if a *Participation* belongs to an *Interaction* that has a type listed in Table 13, then the *Participation* SHOULD have a role that is cross-listed with this type in Table 14. Lastly, if the **roles** property of a *Participation* contains multiple URIs, then they MUST identify non-conflicting terms. For example, the SBO terms “stimulator” and “inhibitor” would conflict.

The participant property

The **participant** property MUST specify precisely one *FunctionalComponent* object that plays the designated role in its parent *Interaction* object.

Serialization

The serialization of *Participation* objects has the following form.

```

<sbol:Participation rdf:about="...">
  ... properties inherited from identified ...
  zero or more <sbol:role rdf:resource="..."/> elements
  one <sbol:participant rdf:resource="..."/> element
</sbol:Participation>

```

In the example below, the role of participating `FunctionalComponent` is defined to be `inhibitor`, using the `SBO:0000020` term. This component is specified using the `participant` property of the `Participation` entity.

```

<sbol:Participation rdf:about="http://sbolstandard.org/example/laci_inverter/LacI_pLacI/P03023">
  <sbol:role rdf:resource="http://identifiers.org/biomodels.sbo/SBO:0000020"/>
  <sbol:participant rdf:resource="http://sbolstandard.org/example/laci_inverter/TF"/>
</sbol:Participation>

```

7.10 Collection

The `Collection` class is a class that groups together a set of `TopLevel` objects that have something in common. Some examples of `Collection` objects:

- Results of a query to find all `ComponentDefinition` objects in a repository that function as promoters.
- A set of `ModuleDefinition` objects representing a library of genetic logic gates.
- A `ModuleDefinition` for a complex design, and all of the `ModuleDefinition`, `ComponentDefinition`, `Sequence`, and `Model` objects used to provide its full specification.

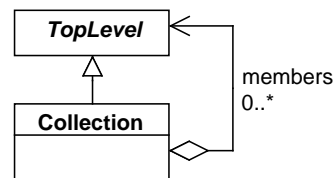


Figure 19: Diagram of the `Collection` class and its associated properties.

The *members* property

The `members` property of a `Collection` is OPTIONAL and MAY contain a set of URI references to zero or more `TopLevel` objects.

Serialization

The serialization of a `Collection` has the following form:

```

<sbol:Collection rdf:about="...">
  ... properties inherited from identified ...
  zero or more <sbol:member rdf:resource="..."/> element
</sbol:Collection>

```

The example below shows the serialization of a `Collection` object grouping together a library of constitutive promoters.

```

<?xml version="1.0" ?>
<rdf:RDF xmlns:rdf="http://www.w3.org/1999/02/22-rdf-syntax-ns#" xmlns:dcterms="http://purl.org/dc/terms/" xmlns:prov="http://www.
w3.org/ns/prov#" xmlns:sbol="http://sbols.org/v2#">
  <sbol:Collection rdf:about="http://parts.igem.org/Promoters/Catalog/Anderson">
    <sbol:persistentIdentity rdf:resource="http://parts.igem.org/Promoters/Catalog/Anderson"/>
    <sbol:displayId>Anderson</sbol:displayId>
    <dcterms:title>Anderson promoters</dcterms:title>
    <dcterms:description>The Anderson promoter collection</dcterms:description>
    <sbol:member rdf:resource="http://partsregistry.org/Part:BBa_J23119"/>
    ...
    <sbol:member rdf:resource="http://partsregistry.org/Part:BBa_J23118"/>
  </sbol:Collection>
</rdf:RDF>

```

2.2.0

7.11 CombinatorialDerivation

The purpose of the `CombinatorialDerivation` class is to specify combinatorial genetic designs without having to specify every possible design variant. For example, a `CombinatorialDerivation` can be used to specify a library of reporter gene variants that include different promoters and RBSs without having to specify a `ComponentDefinition` for every possible combination of promoter, RBS, and CDS in the library. `ComponentDefinition` objects that realize a `CombinatorialDerivation` can be derived in accordance with the class properties `template`, `variableComponents`, and `strategy` (see Figure 20).

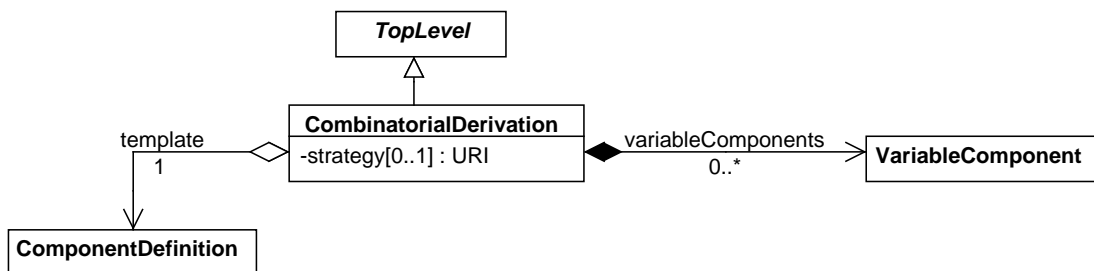


Figure 20: Diagram of the `CombinatorialDerivation` class and its associated properties.

The `template` property

The `template` property is REQUIRED and MUST contain a URI that refers to a `ComponentDefinition`. This `ComponentDefinition` is expected to serve as a template for the derivation of new `ComponentDefinition` objects. Consequently, its `components` property SHOULD contain one or more `Component` objects that describe its substructure (referred to hereafter as template `Component` objects), and its `sequenceConstraints` property MAY also contain one or more `SequenceConstraint` objects that constrain this substructure.

When a `ComponentDefinition` is derived in accordance with a `CombinatorialDerivation`, the `wasDerivedFroms` property of the derived `ComponentDefinition` SHOULD refer to the `CombinatorialDerivation`. When multiple `ComponentDefinition` objects are derived in accordance with the same `CombinatorialDerivation`, they MAY be referred to by the `members` property of a `Collection`, in which case the `wasDerivedFroms` property of the `Collection` SHOULD also refer to this `CombinatorialDerivation`.

If the `types` property of the template `ComponentDefinition` contains one or more URIs, then the `types` property of the derived `ComponentDefinition` SHOULD also contain those URIs. The same holds true for the `roles` properties of these `ComponentDefinition` objects.

The *variableComponents* property

The *variableComponents* property is OPTIONAL and MAY contain a set of *VariableComponent* objects. These *VariableComponent* objects are expected to denote the choices available when deriving the substructure of a new *ComponentDefinition* in accordance with a *CombinatorialDerivation*. The *variableComponents* property MUST NOT contain two or more *VariableComponent* objects that refer to the same template *Component* via their *variable* properties.

If the *variable* property of one of these *VariableComponent* objects refers to a template *Component*, then the *components* property of the derived *ComponentDefinition* SHOULD contain as many *Component* objects derived from the template *Component* as specified by the *operator* property of the *VariableComponent* (see Table 16). In addition, the *definition* properties of these derived *Component* objects MUST refer to *ComponentDefinition* objects specified by the *variants*, *variantCollections*, or *variantDerivations* property of the *VariableComponent*.

If no *variable* property of one of these *VariableComponent* objects refers to a template *Component*, then the *components* property of the derived *ComponentDefinition* SHOULD contain exactly one *Component* with a *wasDerivedFroms* property that refers to the template *Component*. The *definition* property of this derived *Component* MUST refer to the *ComponentDefinition* referred to by the *definition* property of the template *Component*.

Finally, all of these derived *Component* objects MUST follow the *restriction* properties of any *SequenceConstraint* objects that refer to their corresponding template *Component* objects.

The *strategy* property

The *strategy* property is OPTIONAL and has a data type of URI. Table 15 provides a list of REQUIRED *strategy* URIs. If the *strategy* property is not empty, then it MUST contain a URI from Table 15. This property recommends how many *ComponentDefinition* objects a user SHOULD derive from the template *ComponentDefinition*.

Strategy URI	Description
http://sbols.org/v2#enumerate	A user SHOULD derive all possible <i>ComponentDefinition</i> objects specified by the <i>CombinatorialDerivation</i> .
http://sbols.org/v2#sample	A user SHOULD derive a subset of all possible <i>ComponentDefinition</i> objects specified by <i>CombinatorialDerivation</i> . The manner in which this subset is chosen is for the user to decide.

Table 15: REQUIRED URIs for the *strategy* property.

2.2.0

Serialization

The serialization of a *CombinatorialDerivation* MUST have the following form:

```
<sbol:CombinatorialDerivation rdf:about="...">
  ... properties inherited from identified ...
  one <sbol:template rdf:resource="..."> element
  zero or more <sbol:variableComponent>
    <sbol:VariableComponent rdf:about="...">...</sbol:VariableComponent>
    </sbol:variableComponent> elements
  zero or one <sbol:strategy rdf:resource="..."> element
</sbol:CombinatorialDerivation>
```

The example below shows the serialization of a *CombinatorialDerivation* that specifies the combinatorial design for a library of GFP reporter variants. Each GFP reporter *ComponentDefinition* sampled from this *CombinatorialDerivation* would be driven by one of two possible glucose-sensitive promoters and contain one GFP variant from a library of CDSs.

```

<?xml version="1.0" ?>
<rdf:RDF xmlns:rdf="http://www.w3.org/1999/02/22-rdf-syntax-ns#" xmlns:dcterms="http://purl.org/dc/terms/" xmlns:prov="http://www.
w3.org/ns/prov#" xmlns:sbol="http://sbols.org/v2#">
  <sbol:CombinatorialDerivation rdf:about="http://www.sbolstandard.org/gfp_reporter_derivation/1.0.0">
    <sbol:persistentIdentity rdf:resource="http://www.sbolstandard.org/gfp_reporter_derivation"/>
    <sbol:displayId>gfp_reporter_derivation</sbol:displayId>
    <dcterms:title>GFP Reporter Derivation</dcterms:title>
    <sbol:template rdf:resource="http://www.sbolstandard.org/gfp_reporter_template/1.0.0"/>
    <sbol:strategy rdf:resource="http://sbols.org/v2#sample"/>
    <sbol:variableComponent>
      <sbol:VariableComponent rdf:about="http://www.sbolstandard.org/gfp_reporter_derivation/promoter_variable/1.0.0">
        <sbol:operator rdf:resource="http://sbols.org/v2#one"/>
        <sbol:variable rdf:resource="http://www.sbolstandard.org/gfp_reporter_template/p1/1.0.0"/>
        <sbol:variant rdf:resource="http://www.sbolstandard.org/glucose_sensitive_1/1.0.0"/>
        <sbol:variant rdf:resource="http://www.sbolstandard.org/glucose_sensitive_2/1.0.0"/>
      </sbol:VariableComponent>
    </sbol:variableComponent>
    <sbol:variableComponent>
      <sbol:VariableComponent rdf:about="http://www.sbolstandard.org/gfp_reporter_derivation/cds_variable/1.0.0">
        <sbol:operator rdf:resource="http://sbols.org/v2#one"/>
        <sbol:variable rdf:resource="http://www.sbolstandard.org/gfp_reporter_template/c1/1.0.0"/>
        <sbol:variantCollection rdf:resource="http://www.sbolstandard.org/gfp_cds_library/1.0.0"/>
      </sbol:VariableComponent>
    </sbol:variableComponent>
  </sbol:CombinatorialDerivation>
</rdf:RDF>

```

2.2.0

7.11.1 VariableComponent

The **VariableComponent** class can be used to specify a choice of **ComponentDefinition** objects for any new **Component** derived from a template **Component** in the template **ComponentDefinition**. This specification is made using the class properties **variable**, **variants**, **variantCollections**, and **variantDerivations** (see Figure 21). While the **variants**, **variantCollections**, and **variantDerivations** properties are OPTIONAL, at least one of them MUST NOT be empty. If these properties contain duplicate URIs, then they SHOULD be treated as a single URI for the purpose of selection. For example, if the **variants** property contains two copies of URI A and one copy of URI B, A SHOULD NOT be selected twice during enumeration, and it SHOULD NOT be selected twice as much as B during sampling.

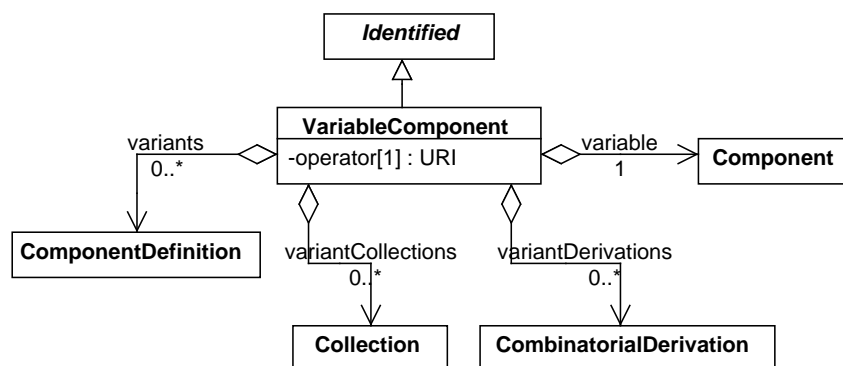


Figure 21: Diagram of the **VariableComponent** class and its associated properties.

The variable property

The `variable` property is REQUIRED and MUST contain a URI that refers to a template `Component` in the template `ComponentDefinition`. If the `wasDerivedFroms` property of a `Component` refers to this template `Component`, then the `definition` property of the derived `Component` MUST refer to either (1) a `ComponentDefinition` referred to by the `variants` property of the `VariableComponent`, (2) a `ComponentDefinition` from a `Collection` referred to by the `variantCollections` property of the `VariableComponent`, or (3) a `ComponentDefinition` derived from a `CombinatorialDerivation` referred to by the `variantDerivations` property of the `VariableComponent`.

If the `roles` property of the template `Component` contains one or more URIs, then the `roles` property of the derived `Component` SHOULD also contain those URIs.

The variants property

The `variants` property is OPTIONAL and MAY contain zero or more URIs that each refer to a `ComponentDefinition`. This property specifies individual `ComponentDefinition` objects to serve as options when deriving a new `Component` from the template `Component`.

The variantCollections property

The `variantCollections` property is OPTIONAL and MAY contain zero or more URIs that each refer to a `Collection`. The `members` property of each `Collection` referred to in this way MUST NOT be empty. This property enables the convenient specification of existing groups of `ComponentDefinition` objects to serve as options when deriving a new `Component` from the template `Component`.

The variantDerivations property

The `variantDerivations` property is OPTIONAL and MAY contain zero or more URIs that each refer to a `CombinatorialDerivation`. This property enables the convenient specification of `ComponentDefinition` objects derived in accordance with another `CombinatorialDerivation` to serve as options when deriving a new `Component` from the template `Component`. The `variantDerivations` property of a `VariableComponent` MUST NOT refer to the `CombinatorialDerivation` that contains this `VariableComponent`. Furthermore, `VariableComponent` objects MUST NOT form a cyclical chain of references via their `variantDerivations` properties and the `CombinatorialDerivation` objects that contain them. For example, consider the `VariableComponent` objects A and B and the `CombinatorialDerivation` objects X and Y. The reference chain X contains A, A has variant derivation Y, Y contains B, and B has variant derivation X is cyclical.

The operator property

The `operator` property is REQUIRED and has a data type of URI. This property specifies how many `Component` objects SHOULD be derived from the template `Component` during the derivation of a new `ComponentDefinition`. The URI value of this property MUST come from the URIs provided in Table 16.

Operator URI	Description
http://sbols.org/v2#zeroOrOne	No more than one <code>Component</code> in the derived <code>ComponentDefinition</code> SHOULD have a <code>wasDerivedFroms</code> property that refers to the template <code>Component</code> .
http://sbols.org/v2#one	Exactly one <code>Component</code> in the derived <code>ComponentDefinition</code> SHOULD have a <code>wasDerivedFroms</code> property that refers to the template <code>Component</code> .
http://sbols.org/v2#zeroOrMore	Any number of <code>Component</code> objects in the derived <code>ComponentDefinition</code> MAY have <code>wasDerivedFroms</code> properties that refer to the template <code>Component</code> .
http://sbols.org/v2#oneOrMore	At least one <code>Component</code> in the derived <code>ComponentDefinition</code> SHOULD have a <code>wasDerivedFroms</code> property that refers to the template <code>Component</code> .

Table 16: REQUIRED URIs for the `operator` property.

2.2.0 **Serialization**

The serialization of a `VariableComponent` **MUST** have the following form:

```
<sbol:VariableComponent rdf:about="...">
  ... properties inherited from identified ...
  one <sbol:variable rdf:resource="..."> element
  zero or more <sbol:variant rdf:resource="..."> element
  zero or more <sbol:variantCollection rdf:resource="..."> element
  zero or more <sbol:variantDerivation rdf:resource="..."> element
  one <sbol:operator rdf:resource="..."> element
</sbol:VariableComponent>
```

2.2.0 The example below shows the serialization of a `VariableComponent` that specifies a choice of one or more operator sites from a library of variants for the derivation of a synthetic CMV promoter.

```
<sbol:VariableComponent rdf:about="http://www.sbolstandard.org/cmvm_promoter_derivation/operator_variable/1.0.0">
  <sbol:operator rdf:resource="http://sbols.org/v2#oneOrMore"/>
  <sbol:variable rdf:resource="http://www.sbolstandard.org/cmvm_promoter_template/o1/1.0.0"/>
  <sbol:variantCollection rdf:resource="http://www.sbolstandard.org/operator_library/1.0.0"/>
</sbol:VariableComponent>
```

2.2.0

7.12 Implementation

An `Implementation` represents a real, physical instance of a synthetic biological construct which may be associated with a laboratory sample. An `Implementation` describes the thing which was built during the build phase of a design-built-test-learn workflow. An `Implementation` may be linked back to its original design (either a `ModuleDefinition` or `ComponentDefinition`) using the `wasDerivedFrom` property inherited from the `Identified` superclass. An `Implementation` may also link to a `ModuleDefinition` or `ComponentDefinition` that specifies its realized structure and/or function.

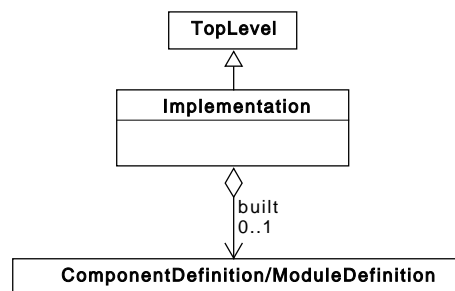


Figure 22: Diagram of the `Implementation` class and its associated properties.

The *built* property

The `built` property is **OPTIONAL** and **MAY** contain a URI that **MUST** refer to a `TopLevel` object that is either a `ComponentDefinition` or `ModuleDefinition`. This `ComponentDefinition` or `ModuleDefinition` is intended to describe the actual physical structure and/or functional behavior of the `Implementation`. When the `built` property refers to a `ComponentDefinition` or `ModuleDefinition` that is also linked to the `Implementation` via `PROV-O` properties such as `wasDerivedFrom` (see Section 12.8), it can be inferred that the actual structure and/or function of the `Implementation` matches its original design. When the `built` property refers to a dif-

ferent `ComponentDefinition` or `ModuleDefinition`, it can be inferred that the `Implementation` has deviated from the original design. For example, the latter could be used to document when the DNA sequencing results for an assembled construct do not match the original target sequence.

2.2.0

Serialization

The serialization of an `Implementation` has the following form:

```
<sbol:Implementation rdf:about="...">
  ... properties inherited from Identified ...
  one      <sbol:built rdf:resource="..."> element
</sbol:Implementation>
```

2.2.0

In the example below, an `Implementation` links back to its target design via the `wasDerivedFrom` property. Since this particular sample did not match its target structure when synthesized in the lab, a `ComponentDefinition` representing its mutated structure is linked by the `built` field.

```
<sbol:Implementation rdf:about="http://examples.org/Implementation/build/1.0.0">
<sbol:displayId>build</sbol:displayId>
<sbol:persistentIdentity rdf:resource="http://examples.org/Implementation/build"/>
<sbol:version>1.0.0</sbol:version>
<prov:wasDerivedFrom rdf:resource="http://examples.org/ComponentDefinition/design/1.0.0"/>
<sbol:built rdf:resource="http://examples.org/ComponentDefinition/mutant/1.0.0"/>
</sbol:Implementation>
```

2.2.0

7.13 Attachment

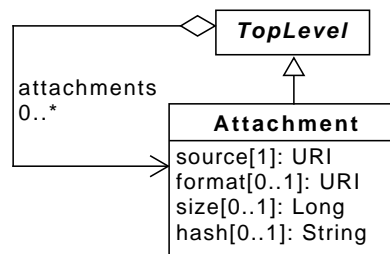


Figure 23: Diagram of the `Attachment` class and its associated properties.

The purpose of the `Attachment` class is to serve as a general container for data files, especially experimental data files. It provides a means for linking files and metadata to SBOL designs.

The meta-data provided by the `Attachment` class include the following properties: the `source` or location of the actual file of the attachment, the `format` of the file, the `size` of the file, and the `hash` for the file.

The source property

The `source` property is REQUIRED and MUST contain a URI reference to the source file.

The format property

The `format` property is OPTIONAL and MAY contain a URI that specifies the format of the attached file. It is RECOMMENDED that this URI refer to a term from the EMBRACE Data and Methods (EDAM) ontology.

The size property

The `size` property is OPTIONAL and MAY contain a long indicating the file size in bytes. This may be used by client applications accessing files over RESTful APIs.

The hash property

The `hash` property is OPTIONAL and MAY contain a string used to retrieve files from a cache.

Serialization

The serialization of an `Attachment` MUST have the following form:

```
<sbol:Attachment rdf:about="...">
  ... properties inherited from identified ...
  one <sbol:source rdf:resource="..."> element
  zero or one <sbol:format rdf:resource="..."> element
  zero or one <sbol:size>...</sbol:size> element
  zero or one <sbol:hash>...</sbol:hash> element
</sbol:Attachment>
```

2.2.0 The example below shows the serialization of an `Attachment` object that refers to a PNG file containing a plot of simulation data. The attachment in this example can be retrieved from a repository via its `source` URI, which is a URL.

```
<?xml version="1.0" ?>
<rdf:RDF xmlns:rdf="http://www.w3.org/1999/02/22-rdf-syntax-ns#" xmlns:dcterms="http://purl.org/dc/terms/" xmlns:prov="http://www.w3.org/ns/prov#" xmlns:sbol="http://sbols.org/v2#">
  <sbol:Attachment rdf:about="https://synbiohub.org/public/ACS_SynBio/attachment_00009Les8pDTQCmKA7A5T6">
    <sbol:persistentIdentity rdf:resource="https://synbiohub.org/public/ACS_SynBio/attachment_00009Les8pDTQCmKA7A5T6"/>
    <sbol:displayId>attachment_00009Les8pDTQCmKA7A5T6</sbol:displayId>
    <dcterms:title>NicePlot.png</dcterms:title>
    <sbol:source rdf:resource="https://synbiohub.org/public/ACS_SynBio/attachment_00009Les8pDTQCmKA7A5T6/1/download"/>
    <sbol:format rdf:resource="http://identifiers.org/edam/format_3603"/>
    <sbol:size>31399</sbol:size>
    <sbol:hash>404966a5062857f63edb5c3ba16bb581d7fb6a1e</sbol:hash>
  </sbol:Attachment>
</rdf:RDF>
```

7.14 Annotation and Extension of SBOL

SBOL does not currently represent all types of biological design data, since many of these data types (e.g., biological context and design performance metrics) lack a clear consensus on their proper representation. In addition, some types of biological data are not directly relevant to design and are therefore outside of the scope of SBOL.

To enable representation of these data, SBOL allows developers to embed custom data within SBOL objects and documents, such that these data can be exchanged without being damaged or lost. This annotation and extension mechanism is designed to enable new types of data to be easily incorporated into the SBOL standard once there is community consensus on their proper representation.

Several methods are supported for connecting the SBOL data model with other types of application-specific data:

- Custom data can be added to an SBOL object by annotating that object with non-conflicting properties. These properties could contain `literal` data types such as `Strings` or `URIs` that require a resolution mechanism to obtain external data. An example is annotating a `ComponentDefinition` with a property that contains a `String` description and `URI` for the parts registry from which its source data was originally imported.
- Custom data in the form of independent objects can be added to an SBOL document by creating `GenericTopLevel` objects and annotating them as described above. An example is a `GenericTopLevel` object that is annotated

such that it represents a data sheet that describes the performance of a [ModuleDefinition](#) in a particular context.

- Finally, just as custom objects can be embedded in an SBOL document, external documents can embed or refer to SBOL objects. Support for this last case is not explicitly provided in this specification. Rather, this case depends on the external non-SBOL system managing its relationship to SBOL and data serialized in RDF/XML, and is included here for completeness.

7.14.1 Annotating SBOL objects

Each [Identified](#) object MAY contain any number of [Annotation](#) objects that store data in the form of name/value property pairs. The [qName](#) is REQUIRED and MUST contain a [QName](#), which is composed of a namespace, an OPTIONAL prefix, and a local name. The [qName](#) property MUST be stored in the data model to allow for proper serialization as described below. The [value](#) property is also REQUIRED and MUST contain a [literal](#) (i.e., a [String](#), [Integer](#), [Double](#), [Boolean](#)), [URI](#), or [NestedAnnotations](#) object. A [NestedAnnotations](#) object MUST contain [nestedQName](#) and [nestedURI](#) properties, and it MAY contain an [annotations](#) property that contains zero or more [Annotation](#) objects.

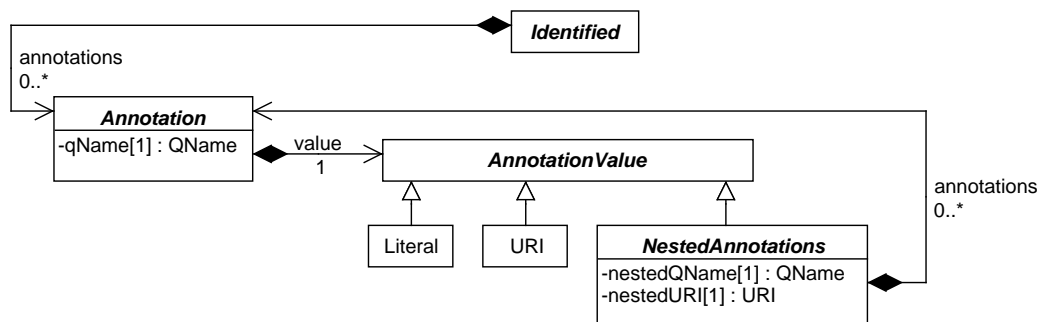


Figure 24: Diagram of the [Annotation](#) class and its association with [Identified](#) and [AnnotationValue](#) objects, which is used for annotating SBOL entities with application specific data.

Serialization

The serialization of an [Annotation](#) has the following form:

```

<?xml version="1.0" ?>
<rdf:RDF xmlns:rdf="http://www.w3.org/1999/02/22-rdf-syntax-ns#"
  xmlns:sbol="http://sbols.org/v2#"
  xmlns:prefix1="NAMESPACE_1"
  xmlns:prefix2="NAMESPACE_2"
  xmlns:nestedObjectPrefix="A_NESTED_OBJECT_NAMESPACE"
  ...
>
<sbol:A_TOPLEVELOBJECT rdf:about="...">
  ...
  zero or more <prefix1:LOCAL_NAME_1>A_LITERAL</prefix1:LOCAL_NAME_1> elements
  zero or more <prefix1:LOCAL_NAME_2 rdf:resource=URI/> elements
  zero or more <prefix2:LOCAL_NAME_3>
    <nestedObjectPrefix:NESTED_LOCAL_NAME rdf:about="...">
      ...
    </nestedObjectPrefix:NESTED_LOCAL_NAME>
  </prefix2:LOCAL_NAME_3> elements

```

```
</sbo1:TOPLEVELOBJECT>
```

The `qName` property specifies a namespace, prefix, and local part/name. The use of such qualified names is described in detail by the W3C (<http://www.w3.org/TR/1999/REC-xml-names-19990114/#ns-using>). Essentially, the "xmlns" property defines the prefix `String` to use as an alias for the namespace. The prefix can be any `String`. Its use is OPTIONAL, since it simply replaces the full namespace, thereby making the serialization easier for a human to read.

The first form of `Annotation` shown above is for an `Annotation` that contains a `literal` as its `value`. The second form is for an `Annotation` that contains a `URI` as its value. Finally, the third form is for an `Annotation` that contains a `NestedAnnotations` object as its value. In the last case, the `nestedQName` property specifies the nested namespace, nested prefix, and nested local part/name, while the `nestedURI` property specifies the `URI` for the `NestedAnnotations` object.

The example below shows how the serialization for a promoter `ComponentDefinition` can be annotated with custom data. `Annotations` are added containing the relevant information from the iGEM Parts Registry. Each property serialization of an `Annotation` is qualified with the `http://www.partsregistry.org/` namespace, which is prefixed using `pr`. The first `Annotation` is named `pr:group`. It specifies the iGEM group that has designed the promoter and has a `String` value. The second `Annotation` is named `pr:experience`. It contains a `URI` value that is serialized as an RDF resource and can be resolved to the information Web page on the Parts Registry for the promoter. Finally, the third `Annotation` is named `pr:information`. It contains a `NestedAnnotations` object that is serialized as shown and includes information about the regulatory details of the promoter using `Annotations` that correspond to Parts Registry categories.

```
<?xml version="1.0" ?>
<rdf:RDF xmlns:pr="http://partsregistry.org/" xmlns:rdf="http://www.w3.org/1999/02/22-rdf-syntax-ns#" xmlns:dcterms="http://purl.org/dc/terms/" xmlns:prov="http://www.w3.org/ns/prov#" xmlns:sbo1="http://sbols.org/v2#">
  <sbo1:ComponentDefinition rdf:about="http://partsregistry.org/cd/BBa_J23119">
    <sbo1:persistentIdentity rdf:resource="http://partsregistry.org/cd/BBa_J23119"/>
    <sbo1:displayId>BBa_J23119</sbo1:displayId>
    <pr:group>iGEM2006_Berkeley</pr:group>
    <pr:experience rdf:resource="http://parts.igem.org/cgi/partsdb/part_info.cgi?part_name=BBa_J23119"/>
    <pr:information>
      <pr:Information rdf:about="http://partsregistry.org/cd/BBa_J23119/information">
        <pr:sigmafactor>//rnap/prokaryote/ecoli/sigma70</pr:sigmafactor>
        <pr:regulation>//regulation/constitutive</pr:regulation>
      </pr:Information>
    </pr:information>
    <dcterms:title>J23119</dcterms:title>
    <dcterms:description>Constitutive promoter</dcterms:description>
    <sbo1:type rdf:resource="http://www.biopax.org/release/biopax-level3.owl#DnaRegion"/>
    <sbo1:role rdf:resource="http://identifiers.org/so/SO:0000167"/>
  </sbo1:ComponentDefinition>
</rdf:RDF>
```

7.14.2 GenericTopLevel

Custom data can also be embedded at the top level of an SBOL document. The `GenericTopLevel` class is used to represent top-level entities whose purpose is to contain a set of annotations that are independent of any other class of SBOL object. Entities that have independent existence and are not recognized by the SBOL standard are deserialized to `GenericTopLevel` objects. These `GenericTopLevel` objects can be safely used by tools to exchange non-SBOL data.

As with other `TopLevel` objects, `GenericTopLevel` objects MAY include the properties `displayId`, `name`, `description`, etc. The type of data annotating a `GenericTopLevel` object is indicated using the REQUIRED `rdfType` property, which MUST contain a `QName`. As before with the `qName` property, the `rdfType` property is used to set the namespace,

prefix, and local part/name during serialization.

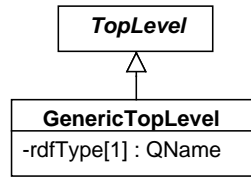


Figure 25: Diagram of the [GenericTopLevel](#) class and its associated properties, which is used for embedding externally defined entities into SBOL documents.

Serialization

The serialization of the [GenericTopLevel](#) class has the following form, where the prefix, namespace, and local part/name are defined by the [rdfType](#) property:

```

<?xml version="1.0" ?>
<rdf:RDF xmlns:rdf="http://www.w3.org/1999/02/22-rdf-syntax-ns#"
  xmlns:sbol="http://sbols.org/v2#"
  xmlns:applicationPrefix="APPLICATION_NAMESPACE"
  ...
>
<applicationPrefix:APPLICATION_OBJECT_NAME rdf:about="...">
  ... properties inherited from identified ...
  ... any non-conflicting application-specific properties ...
</applicationPrefix:APPLICATION_OBJECT_NAME>
  
```

The example below shows how a datasheet object can be added to an SBOL document using the [GenericTopLevel](#) class. The J23119 promoter [ComponentDefinition](#) is annotated with the `myapp:datasheet` property that contains the URI of a [TopLevel](#) Datasheet object. The Datasheet object is further annotated with the transcription rate and URI for the actual characterization data using the `myapp:transcriptionRate` and `myapp:characterizationData` properties, respectively. As specified by their [rdfType](#) and [qName](#) properties, the [TopLevel](#) Datasheet object and all [Annotation](#) objects in this example are serialized with the custom `http://www.myapp.org/` namespace and `myapp` prefix.

```

<?xml version="1.0" ?>
<rdf:RDF xmlns:myapp="http://www.myapp.org/" xmlns:rdf="http://www.w3.org/1999/02/22-rdf-syntax-ns#" xmlns:dcterms="http://purl.org/dc/terms/" xmlns:prov="http://www.w3.org/ns/prov#" xmlns:sbol="http://sbols.org/v2#">
  <sbol:ComponentDefinition rdf:about="http://www.partsregistry.org/cd/BBa_J23119">
    <sbol:persistentIdentity rdf:resource="http://www.partsregistry.org/cd/BBa_J23119"/>
    <sbol:displayId>BBa_J23119</sbol:displayId>
    <prov:wasDerivedFrom rdf:resource="http://www.partsregistry.org/Part:BBa_J23119"/>
    <myapp:datasheet rdf:resource="http://www.partsregistry.org/gen/datasheet1"/>
    <dcterms:title>J23119</dcterms:title>
    <dcterms:description>Constitutive promoter</dcterms:description>
    <sbol:type rdf:resource="http://www.biopax.org/release/biopax-level3.owl#DnaRegion"/>
    <sbol:role rdf:resource="http://identifiers.org/so/SO:0000167"/>
  </sbol:ComponentDefinition>
  <myapp:Datasheet rdf:about="http://www.partsregistry.org/gen/datasheet1">
    <sbol:persistentIdentity rdf:resource="http://www.partsregistry.org/gen/datasheet1"/>
    <sbol:displayId>datasheet1</sbol:displayId>
    <myapp:characterizationData rdf:resource="http://www.myapp.org/measurement/1"/>
    <myapp:transcriptionRate>1</myapp:transcriptionRate>
    <dcterms:title>Datasheet 1</dcterms:title>
  </myapp:Datasheet>
</rdf:RDF>

```

8 Mapping Between SBOL 1.1 and SBOL 2.x

Figure 26 depicts the mapping of SBOL 1.1 classes to SBOL 2.x classes, indicating corresponding classes/properties by color. The SBOL 2.x **Model** and **ModuleDefinition** classes have no SBOL 1.1 equivalent, and thus are not shown. In particular:

- SBOL 1.1 **Collection** objects containing **DnaComponent** objects map to SBOL 2.x **Collection** objects that contain **ComponentDefinition** objects with DNA **types** properties.
- SBOL 1.1 **DnaComponent** objects maps to SBOL 2.x **ComponentDefinition** objects with DNA **types** properties.
- SBOL 1.1 **DnaSequence** objects maps to an SBOL 2.x **Sequence** objects with IUPAC DNA **encoding** properties.
- SBOL 1.1 **SequenceAnnotation** objects with **bioStart** and **bioEnd** properties map to SBOL 2.x **SequenceAnnotation** objects that contain **Range** objects.
- SBOL 1.1 **SequenceAnnotation** objects that lack **bioStart** and **bioEnd** properties map to an SBOL 2.x **SequenceAnnotation** objects that contain **GenericLocation** objects.
- Each SBOL 1.1 **SequenceAnnotation** also maps to an SBOL 2.x **Component**, which represents the instantiation or usage of the appropriate **ComponentDefinition**.
- Each SBOL 1.1 **precedes** property maps to an SBOL 2.x **SequenceConstraint** that specifies a **precedes restriction** property.

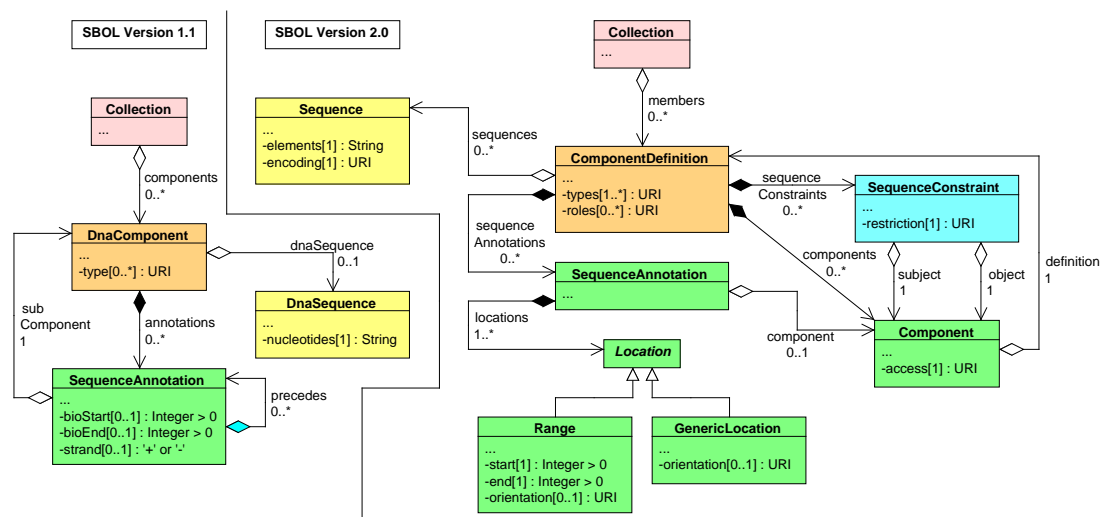


Figure 26: The mapping from the SBOL 1.1 data model to the SBOL 2.x data model, indicating corresponding class- es/properties by color.

9 Data Model Examples

This section illustrates how to use the SBOL data model by specifying the design of a LacI/TetR toggle switch similar to those constructed in [Gardner et al. \(2000\)](#). This design is visualized conceptually in [Figure 27](#) and in detail in [Figure 28](#).

Conceptually, the toggle switch is constructed from two mutually repressing genes. With repressors LacI and TetR, this results in a bi-stable system that will tend to settle into a state where precisely one of the two repressors is strongly expressed, repressing the other. Each of these repressors can have its activity disrupted by a small molecule (IPTG for LacI, aTc for TetR), which enables the system to be “toggled” from one state to the other by dosing it with the appropriate small molecule.

2.2.0

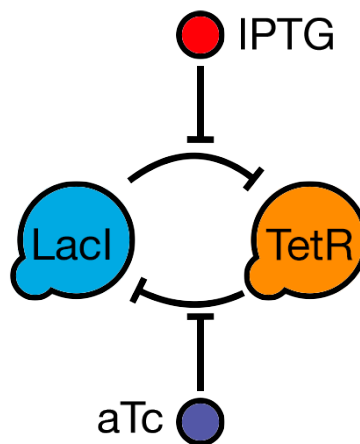


Figure 27: Conceptual diagram of LacI/TetR toggle switch: the LacI and TetR transcription factors are arranged to mutually repress each other's expression, creating a bi-stable system. Transition between the two states is triggered by the small-molecule signals aTc (which disrupts TetR repression) and IPTG (which disrupts LacI repression).

2.2.0 The LacI/TetR toggle switch is modeled in SBOL as two parallel hierarchies of structure and function. The structural hierarchy of the toggle switch is represented using [ComponentDefinitions](#):

- The base elements of the hierarchy are DNA components, transcription factor proteins, and small molecules. As an example, [Figure 29](#) is a UML diagram of the [ComponentDefinition](#) objects that represent these elements.
- Base elements are composed to form more complex structures at the top of the hierarchy, including genes and non-covalent complexes between transcription factor proteins and small molecules. As an example, [Figure 30](#) is a UML diagram of the composite [ComponentDefinition](#) objects that represent the TetR gene and IPTG-LacI complex.

2.0.1 The functional hierarchy of the toggle switch is represented using [ModuleDefinitions](#):

- The base elements of the hierarchy are LacI-dependent repression of TetR expression (the LacI inverter) and TetR-dependent repression of LacI (the TetR inverter). As an example, [Figure 31](#) is a UML diagram of the [ModuleDefinition](#) that represents the LacI inverter.
- Base elements are composed to form the toggle switch at the top of the hierarchy. As an example, [Figure 32](#) is a UML diagram of the [ModuleDefinition](#) that represents the toggle switch.

2.0.1

2.0.1

Toggle Switch

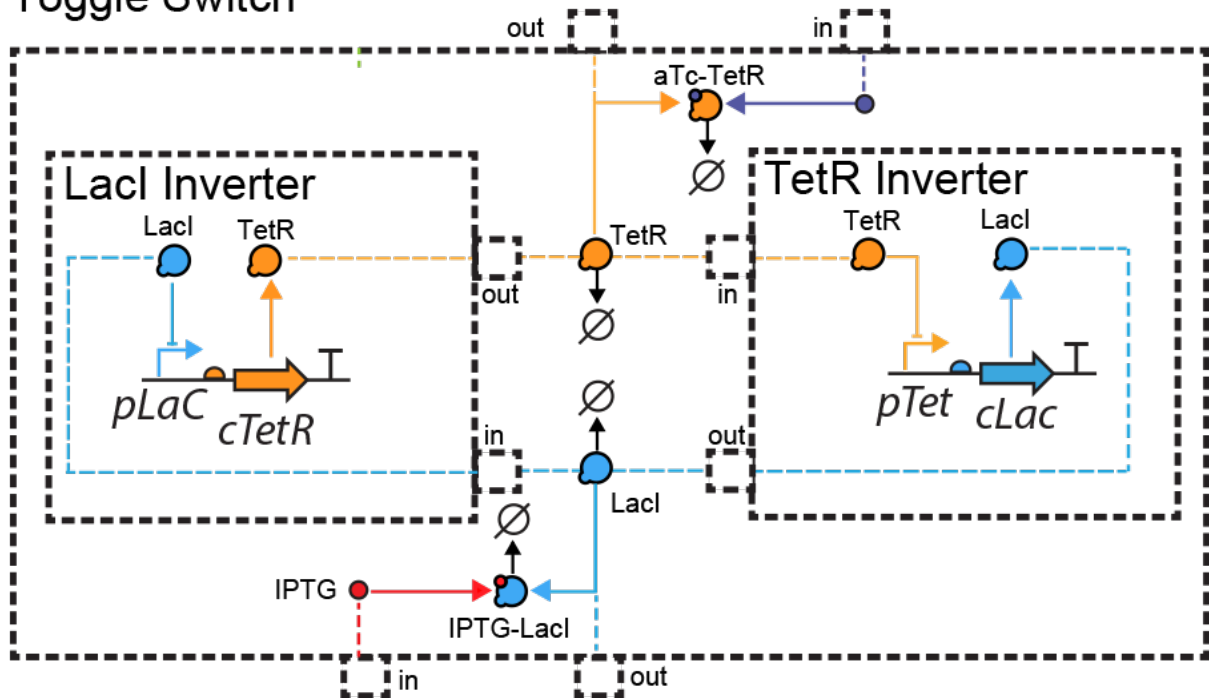


Figure 28: Design of a *LacI/TetR* toggle switch. This design is composed of two inverter sub-designs, each containing a single gene. These genes mutually repress each other's expression via their encoded protein transcription factors, *LacI* and *TetR*. Furthermore, both *LacI* and *TetR* are bound by specific small molecules that sequester them and prevent them from acting as repressors. In this design, arrows represent different molecular interactions, including the repression of *pLac* via *LacI*, the non-covalent binding of IPTG to *LacI*, the transcription of *TetR* mRNA, and the translation of *TetR*. Dashed lines serve to map between transcription factors in the inverter sub-designs and those in the overall toggle switch design.

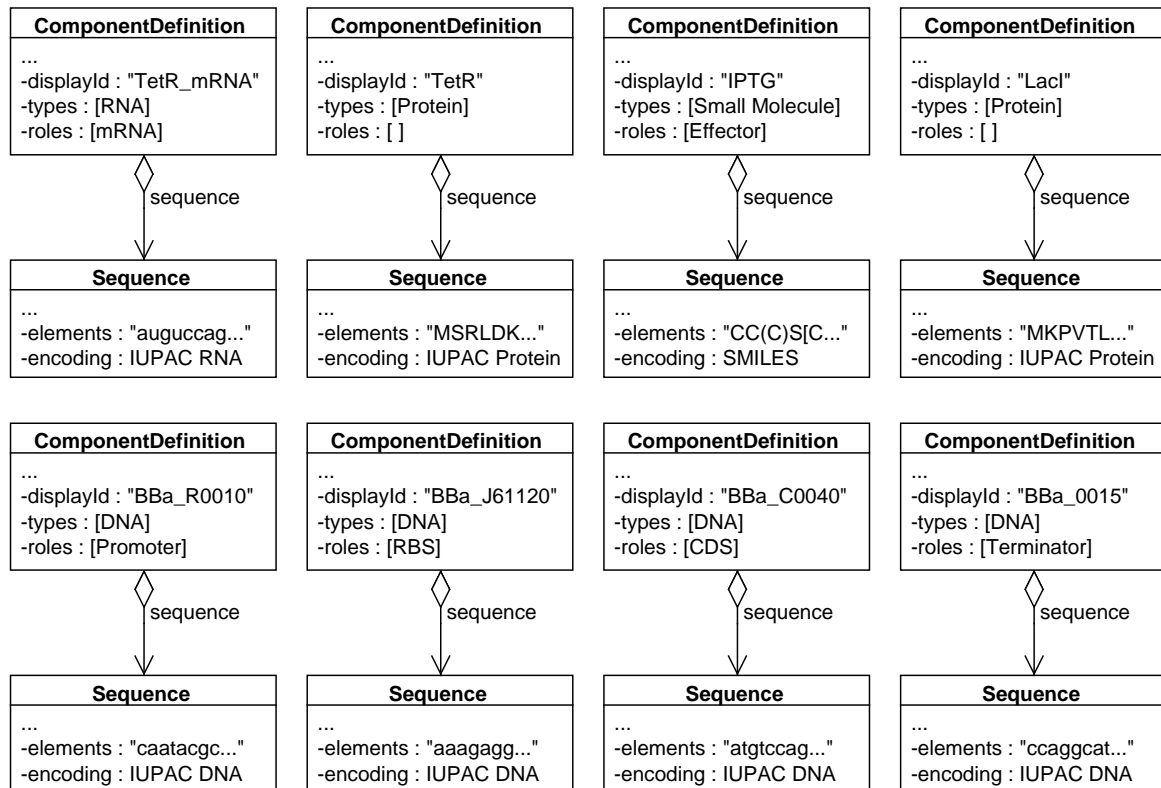


Figure 29: *ComponentDefinition* objects for the *LacI* inverter. These include *ComponentDefinition* objects based on DNA parts from the *iGEM Parts Registry* and *ComponentDefinition* objects that represent *TetR mRNA*, *TetR*, *LacI*, and *IPTG*. Each *ComponentDefinition* is associated with a *Sequence* that has an *IUPAC DNA/RNA* or *IUPAC protein encoding*, except the *ComponentDefinition* of *IPTG*, which is associated with a *Sequence* that has a *SMILES encoding*.

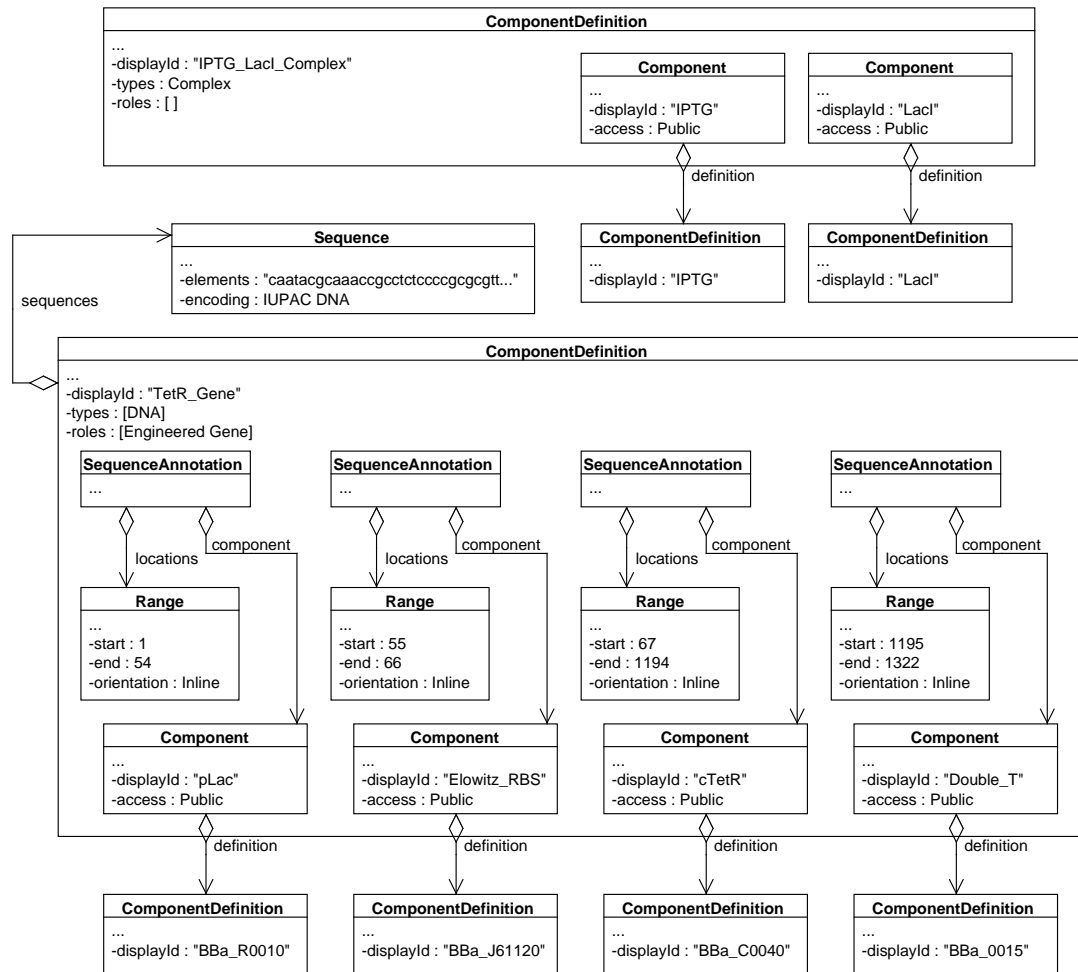


Figure 30: Composite *ComponentDefinition* objects for the LacI inverter. In the case of the *ComponentDefinition* that represents the TetR gene, its sub-*Component* objects are located as *Ranges* along its *Sequence* using *SequenceAnnotation* objects. The *ComponentDefinition* that represents the IPTG-LacI complex, however, has no *Sequence* and its sub-*Component* objects are composed without any data about their relative positions.

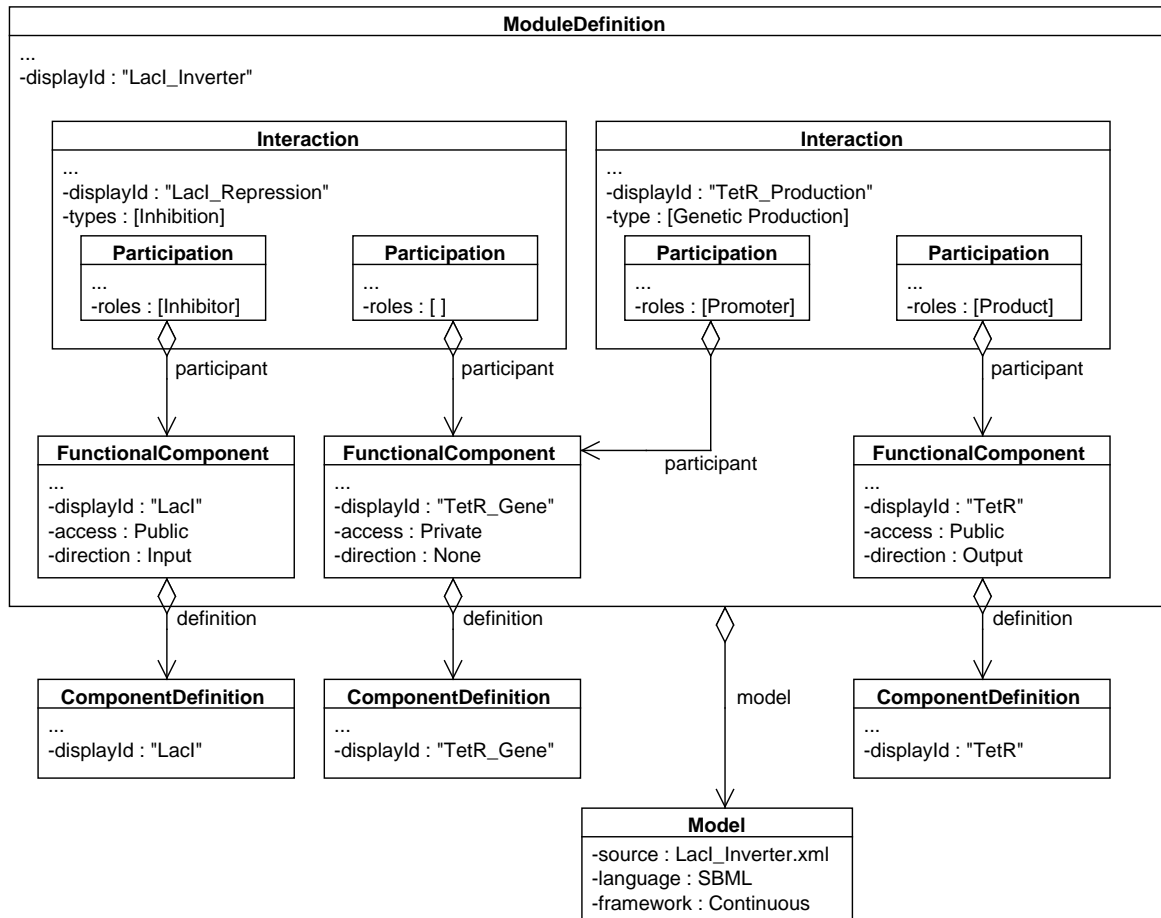


Figure 31: *ModuleDefinition* of the LacI inverter. This *ModuleDefinition* contains *FunctionalComponent* objects that instantiate the *ComponentDefinition* objects for the LacI/TetR transcription factors and TetR gene. These *FunctionalComponent* objects participate in a repression *Interaction* and a genetic production *Interaction*, thereby indicating which biological structures carry out the function of the LacI inverter *ModuleDefinition*. In this case, the transcription and translation of TetR are represented as a single genetic production *Interaction* that abstracts away the presence of the intermediate TetR mRNA. In addition, this *ModuleDefinition* is also associated with a continuous *Model* written in the SBML source file "LacI_Inverter.xml."

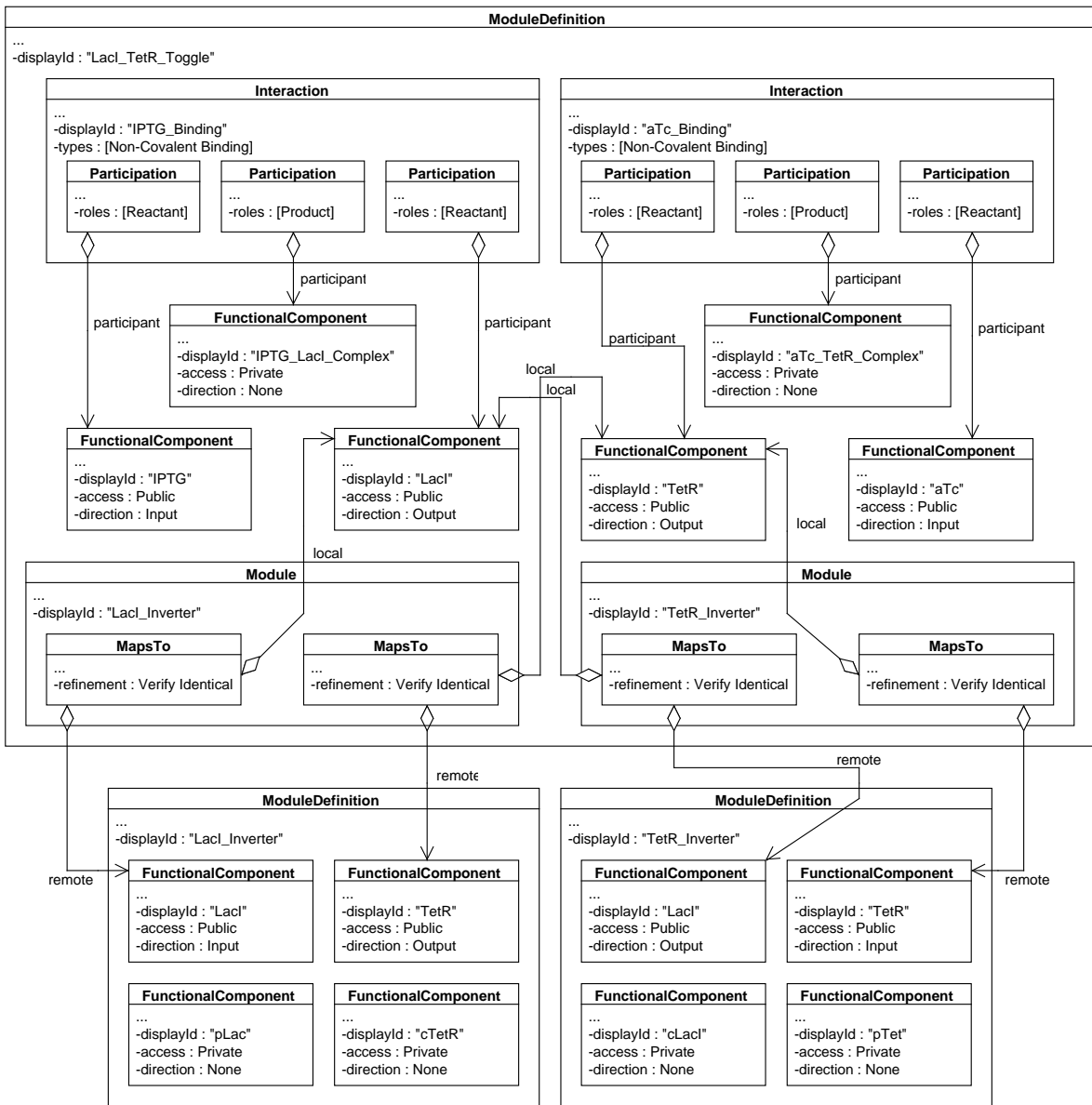


Figure 32: Composite **ModuleDefinition** of the Lacl/TetR toggle switch. This **ModuleDefinition** contains the **Module** objects that instantiate Lacl and TetR inverter **ModuleDefinition** objects. It also contains **FunctionalComponent** objects that instantiate the **ComponentDefinition** objects for the Lacl/TetR transcription factors and IPTG/aTc small molecules. These **FunctionalComponent** objects each participate in a non-covalent binding **Interaction**. To complete the composition of the toggle switch, **MapsTo** objects are used to indicate that the output of the Lacl inverter **ModuleDefinition** is identical to the input of the TetR inverter **ModuleDefinition** and vice versa.

10 SBOL RDF Serialization

In order for SBOL objects to be readily stored and exchanged, it is important that they are able to be *serialized*, i.e., converted to a sequence of bytes that can be stored in a file or exchanged over a network. The serialization format for SBOL is designed to meet several competing requirements. First, SBOL needs to support ad-hoc annotations and extensions. Second, SBOL needs to support processing by general database and semantic web software tools that have little or no knowledge of the SBOL data model. Finally, it ought to be relatively simple to write a new software implementation, so that SBOL can be readily used even in software environments where community-maintained implementations are not available.

To meet these goals, the canonical serialization of SBOL has been selected to be a strict dialect of RDF/XML [Beckett and McBride \(2004\)](#), a syntactic standard defined for Semantic Web data exchange. This serialization provides a standard base from which to meet further requirements. Moreover, it allows any RDF/XML-aware software tool to consume and operate on an SBOL file without needing any customization to support SBOL. Where possible, we have re-used predicates from widely-used terminologies (such as Dublin Core [DCMI Usage Board \(2012\)](#)) to expose as much of the data as practical to such standard RDF tooling.

Arbitrary RDF/XML, however, provides a sometimes problematically large amount of flexibility in how equivalent data can be serialized. This flexibility can result in different serializations when processing RDF/XML files using standard off-the-shelf XML tools, such as DOM-OO mappings. To address this issue, we define a canonical association between the nesting of data structures within the SBOL UML data model and the RDF/XML file. For all ownership associations (filled diamonds), the RDF/XML for the owned entity is embedded within the owner's RDF/XML (note, however, that the property values MAY be listed in any order). For all associations that are by reference (open diamonds), the RDF/XML for the referenced property is linked via a resource [URI](#). For example, the serialization of a [ComponentDefinition](#) embeds the serializations of the [SequenceConstraint](#) and [Component](#) objects associated with it. Those [SequenceConstraint](#) objects, however, link to the [Component](#) objects with a [URI](#) rather than embedding another copy.

Every SBOL document MUST be a valid RDF/XML document. Accordingly, each SBOL document starts with an XML declaration that has its XML version set to "1.0." As shown in the example below, this declaration is then followed by an `rdf:RDF` XML element that includes the namespace declarations for RDFS, Dublin Core, PROV, and SBOL. The SBOL namespace, which is <http://sbols.org/v2#>, is used to indicate which entities and properties in the SBOL document are defined by SBOL, and MUST NOT be used for any entities or properties not defined in this specification.

```
<?xml version="1.0" ?>
<rdf:RDF xmlns:rdf="http://www.w3.org/1999/02/22-rdf-syntax-ns#" xmlns:dcterms="http://purl.org/dc/terms/" xmlns:prov="http://www.
w3.org/ns/prov#" xmlns:sbol="http://sbols.org/v2#">
...
</rdf:RDF>
```

All first-class SBOL data types (i.e., those enumerated in [Section 7](#)) have an associated identifying [URI](#). In the RDFS, this is the resource [URI](#) used by instances of that type. For example, [ComponentDefinition](#) has the type [URI](#) `sbol:ComponentDefinition`. Properties and associations are then asserted as nested RDF/XML assertions. [Section 7](#) provides the serialization template and an example at the end of its description of each data type. All of the data types that are [TopLevel](#) are so named because they always appear at the top-most level of the RDF/XML serialization. All other data types will always appear nested within their parent container and, ultimately, some [TopLevel](#) object. For example, a [ComponentDefinition](#) is a [TopLevel](#) and therefore listed at the top-most level of the RDF/XML serialization, and contains its [SequenceConstraint](#) objects, since they are not [TopLevel](#). Its [Sequence](#), however, is also [TopLevel](#) and is therefore not nested within and instead linked via a [URI](#).

Each instance of a first-class SBOL data type MAY have annotations attached, as described in [Section 7.14](#). These annotations are composed of a name and a value. They are serialized to RDF as a conceptual triple with the subject being the identity of the instance they annotate, the predicate being the name of the annotation, and the object

being the value of that annotation. Annotation values are always nested within the RDF/XML serialization of the instance that they annotate. For example, a [ModuleDefinition](#) might add a DOI annotation that links to the scientific article that first described the system that it represents.

SBOL also supports top-level, user-defined data, again as described in [Section 7.14](#). This is to allow non-standardized but necessary information to be carried around as part of a design. For example, a particular sub-community might have an internal standard for genetic device characterization data sheets. Such data can be represented as a [GenericTopLevel](#) object with internal structured annotations. For example, each individual data sheet might be contained in its own [GenericTopLevel](#) instance. This custom data is serialized into the RDF/XML in the usual way, as an RDF/XML block at the top level of the file. Other objects can refer to this entity through their annotations by reference, and this generic top-level entity can refer to other entities via references. For example, a [ModuleDefinition](#) might use an annotation to refer to the data sheet [GenericTopLevel](#) that documents its properties.

2.0.1 As previously stated, XML is the preferred RDF serialization for SBOL files, and these files should use the ".xml" file extension. While any RDF serialization is valid, as the contents of the triples and not their format determine the validity, restriction to XML enhances human ability to classify a document as SBOL easily. Furthermore, documents can be human-examined by using XML formatting tools and syntax highlighters. It should be noted that XML was chosen for no particular reason than the simple fact of its widespread use in the community and by existing libraries. The proposers are aware that many of these benefits apply to several serializations of SBOL. The choice of XML is simply a codification of the existent standard and practice.

By adopting this paradigm of RDF/XML serialization, SBOL is able to adapt to future changes in the standard without requiring large-scale alterations to the RDF files. Since exactly the same scheme is used to serialize annotations as is used to serialize specification-defined properties and associations, it is possible to update the SBOL standard to recognize a different range of properties and associations. Those properties not recognized by the specification will always be available through the API as annotations. Similarly, by allowing arbitrary top-level entities in a SBOL file, we enable future specifications or extensions to ratify the structure of other top-level objects. These entities would then become part of the explicit data model, but the identical RDF serialization would be used. Applications lacking support for a given extension can safely read in, manipulate, and write out the top-level data that is not understood, treating it as a top-level structured annotation, without data loss or corruption. Finally, the very regimented control of nesting versus referencing also allows the XML structure to be very predictable, enabling XML/DOM-based tooling to work with SBOL RDF/XML files safely.

11 SBOL Compliance

2.0.1 There are different types of software compliance with respect to the SBOL specification. First, a software tool can either support all classes of the SBOL 2.x data model or only its structural subset. The structural subset includes the following classes:

- Sequence
- ComponentDefinition
 - Component
 - SequenceAnnotation
 - SequenceConstraint
- Collection
- Annotation
- GenericTopLevel

Second, an SBOL-compliant software tool can support import of SBOL, export of SBOL, or both. If it supports both import and export, it can do so in either a lossy or lossless fashion.

In order to test import compliance, developers are encouraged to use the SBOL test files found here:

<https://github.com/SynBioDex/SBOLTestSuite>

Examples of every meaningful subset of objects are provided, including both structural-only SBOL (that is, annotated DNA sequence data) and complete tests.

In order to test export compliance, developers are encouraged to validate SBOL files generated by their software with the SBOL Validator found here:

<http://www.async.ece.utah.edu/sbol-validator/>

This validator can also be used to check lossless import/export support, since it can compare the data content of files imported and exported by a software tool.

Finally, developers of SBOL-compliant tools are encouraged to notify the SBOL editors (sbol-editors@googlegroups.com) when they have determined that their tool is SBOL compliant, so their tool can be publicly categorized as such on the SBOL website.

12 Recommended Best Practices

2.0.1 12.1 SBOL Namespaces

Namespaces for different versions of SBOL SHOULD NOT be semantically mixed in the same document. For example, an SBOL 2.x `ComponentInstance` SHOULD NOT refer to an SBOL 1.x `DNACComponent`. However, namespaces for different versions MAY be present in the same document so long as they are semantically independent (that is, so long as objects belonging to these namespaces do not refer to each other). When multiple SBOL namespaces are present in a document, libraries SHOULD default to interpreting as SBOL only those objects belonging to the namespace for the most recent version of SBOL in the document. Any remaining objects belonging to any other SBOL namespace SHOULD be interpreted as `GenericTopLevels` and custom `Annotations`.

12.2 Use of the Version Property

Once an SBOL object has been published where others might have access it (e.g., to an online repository), it might be the case that other objects come to depend on the particular contents of the published object. Thus, in order to avoid creating conflicting data, if a person wants to change the properties of a published object, they SHOULD do so by making a new copy of object that incorporates the change and has an `identity` property that contains a new URI.

The relationship between the old and new objects (i.e., that the new object was derived from the old object), however, is not visible unless it is explicitly declared. This is RECOMMENDED to be done using the `persistentIdentity`, and `version` properties. The preferred practice for declaring such a relationship is to use the same `persistentIdentity` for both objects, but give the newer object a later `version`. Then, when the new object is published, it can be clear to both humans and machines that this object is intended to update the previously published object. In this way, when a user wants the latest version of an object, they can obtain it by referencing the object via its `persistentIdentity` and rely on a tool to find the object with that `persistentIdentity` and the latest `version`.

As stated in Section 7.4, it is RECOMMENDED that version numbering follow the conventions of semantic versions (<http://semver.org/>), particularly as implemented by Maven (<http://maven.apache.org/>). This convention represents versions as sequences of numbers and qualifiers separated by the characters . and - and compared in lexicographical order (for example, 1 < 1.3.1 < 2.0-beta). For a full explanation, see the linked resources.

12.3 Compliant SBOL Objects

Maintaining unique `identity` URIs for all SBOL objects can be a very challenging implementation task. To reduce this burden, users of SBOL 2.x are encouraged to follow a few simple rules when constructing the `identity` properties and related properties for SBOL objects. When these rules are followed in constructing an SBOL object, we say that this object is *compliant*. These rules are as follows:

1. The `identity` of a compliant SBOL object MUST begin with a *URI prefix* that maps to a domain over which the user has control. Namely, the user can guarantee uniqueness of identities within this domain.
2. The `persistentIdentity` and `displayId` properties are REQUIRED of a compliant SBOL object.
3. The `persistentIdentity` of a compliant `TopLevel` object MUST end with a delimiter ('/', '#', or ':') followed by the `displayId` of the object.
4. The `persistentIdentity` of a compliant SBOL object that is not also a `TopLevel` object MUST begin with the `persistentIdentity` of its parent object and be immediately followed by a delimiter ('/', '#', or ':') and the `displayId` of the compliant object.
5. If a compliant SBOL object is not given a `version`, then its `identity` and `persistentIdentity` properties MUST contain the same URI.

6. If a compliant SBOL object has a [version](#), then its [identity](#) property MUST contain a [URI](#) of the form "[persistentIdentity](#)/[version](#)".
7. The [version](#) of a compliant SBOL object that is not also a [TopLevel](#) object MUST contain the same [String](#) as the [version](#) property of the compliant object's parent object.
8. The [identity](#), [persistentIdentity](#), [displayId](#), and [version](#) properties of a compliant SBOL object MUST NOT be changed once set.

All examples in this specification use compliant [URIs](#).

12.4 Annotations: Embedded Objects vs. External References

When annotating an SBOL document with additional information, there are two general methods that can be used:

- Embed the information in the SBOL document, either as non-SBOL properties or [GenericTopLevel](#) objects.
- Store the information separately and annotate the SBOL document with [URIs](#) that point to it.

In theory, either method can be used in any case. (Note that a third case not discussed here is to use SBOL to annotate external objects with linking to SBOL documents, rather than annotate SBOL documents with links external objects.)

In practice, embedding massive amounts of non-SBOL data into SBOL documents is likely to cause problems for people and software tools trying to manage and exchange such documents. Therefore, it is RECOMMENDED that small amounts of information (e.g., design notes or preferred graphical layout) be embedded in the SBOL model, while large amounts of information (e.g., the contents of the scientific publication from which a model was derived or flow cytometry data that characterizes performance) be linked with [URIs](#) pointing to external resources. The boundary between “small” and “large” is left deliberately vague, recognizing that it will likely depend on the particulars of a given SBOL application.

12.5 Completeness and Validation

RDF documents containing serialized SBOL objects might or might not be entirely self-contained. A SBOL document is self-contained or “complete” if every SBOL object referred to in the document is contained in the document. It is RECOMMENDED that serializations be complete whenever practical. In other words, when serializing an SBOL object, serialize all of the other objects that it points to, then serialize all of the other objects that these objects point to, etc., until the document is complete.

It is important to note that there is no guarantee that an RDF document contains valid SBOL. When an RDF document is deserialized to SBOL objects, the program doing so SHOULD verify that all of the property values encoded therein have the right data type (e.g., that the object pointed to by the [sequences](#) property of a [ComponentDefinition](#) is really a [Sequence](#)). For complete files, this validation can be carried out entirely locally. For files that are not complete, an implementation either needs to have a means of validating those external references (e.g., by retrieving them from various repositories), or it needs to mark them as unverified and not depend on their correctness.

12.6 Recommended Ontologies for External Terms

External ontologies and controlled vocabularies are an integral part of SBOL. SBOL uses [URIs](#) to access existing biological information through these resources. New SBOL specific terms are defined only when necessary. For example, [ComponentDefinition](#) types, such as DNA or protein, are described using BioPAX terms. Similarly, the roles of a DNA or RNA [ComponentDefinition](#) are described via SO terms. Although RECOMMENDED ontologies have been indicated in relevant sections where possible, other resources providing similar terms can also be used. A summary of these external sources can be found in [Table 17](#).

2.0.1

2.1.0

SBOL Entity	Property	Preferred External Resource	More Information
ComponentDefinition	types	BioPAX	http://www.biopax.org
	types	SO (nucleic acid topology)	http://www.sequenceontology.org
	roles	SO (<i>DNA</i> or <i>RNA</i>)	http://www.sequenceontology.org
	roles	CHEBI (<i>small molecule</i>)	https://www.ebi.ac.uk/chebi/
Interaction	types	SBO (occurring entity branch)	http://www.ebi.ac.uk/sbo/main/
Participation	roles	SBO (participant roles branch)	http://www.ebi.ac.uk/sbo/main/
Model	language	EDAM	http://bioportal.bioontology.org/ontologies/EDAM
	framework	SBO (modeling framework branch)	http://www.ebi.ac.uk/sbo/main/

Table 17: Preferred external resources from which to draw values for various SBOL properties.

The URIs for ontological terms SHOULD come from identifiers.org. However, it is acceptable to use terms from purl.org as an alternative, for example when RDF tooling requires URIs to be represented as compliant QNames. SBOL software may convert between these forms as required.

2.0.1

12.7 Annotating Entities with Date & Time

Entities in an SBOL document can be annotated with creation and modification date. It is RECOMMENDED that predicates, or properties, from DCMI Metadata Terms SHOULD be used to include date and time information. The `created` and `modified` terms SHOULD respectively be used to annotate SBOL entities with creation and modification dates. Date and time values SHOULD be expressed using the XML Schema `DateTime` datatype (Biron et al., 2004). For example, "2016-03-16T20:12:00Z" specifies that the day is 16 March 2016 and the time is 20:12pm in UTC (Coordinated Universal Time). An example serialization is shown below:

```
<?xml version="1.0" ?>
<rdf:RDF xmlns:pr="http://partsregistry.org" xmlns:rdf="http://www.w3.org/1999/02/22-rdf-syntax-ns#" xmlns:dcterms="http://purl.org/dc/terms/" xmlns:prov="http://www.w3.org/ns/prov#" xmlns:sbol="http://sbols.org/v2#">
  <sbol:CLASS_NAME rdf:about="...">
    <dcterms:created>DATE_TIME_STRING</dcterms:created>
    <dcterms:modified>DATE_TIME_STRING</dcterms:modified>
    ...
  </sbol:CLASS_NAME>
  ...
</rdf:RDF>
```

2.1.0

12.8 Adding Provenance

Provenance is central to a range of quality control and attribution tasks within the Synthetic Biology design process. Tracking attribution and derivation of one resource from another is paramount for managing intellectual property purposes. Source designs are often modified in systematic ways to generate derived designs, for example, by applying codon optimization or systematically removing all of a class of restriction enzyme sites. Documenting the transformation used, and any associated parameters, makes this explicit and potentially allows the process to be reproduced systematically. If a design has been used within other designs, and is later found to be defective, it is paramount that all uses of it, including uses of edited versions of the design, can be identified, and ideally replaced with a non-defective alternative. When importing data from external sources, it is important not only to attribute the original source (for example, GenBank), but also the tool used to perform the import, as this may have made arbitrary choices as to how to represent the source knowledge as SBOL. All these activities have in common that it is necessary to track what resource, and what transformation process was applied by whom to derive an SBOL design.

The PROV-O ontology (<https://www.w3.org/TR/prov-o/>) already defines a data model for provenance. PROV-O's `wasDerivedFrom` property was adopted in SBOL 2.x to describe the derivation of an SBOL entity from another in a light-weight provenance scheme. Here, a subset of PROV-O is adopted for SBOL as a best practice to describe

these activities in more detail¹. PROV-O defines three core classes: **Entity**, **Activity** and **Agent**. An **Agent** (for example a software or a person) runs an **Activity** (according to a **Plan**) to generate one **Entity** from another. Although, PROV-O provides many other classes and rich set of terms. this specification describes the minimal subset of PROV-O that a provenance-aware SBOL tool should handle. This subset (Figure 33) includes the PROV-O's **Activity**, **Usage**, **Association**, **Agent** and **Plan** classes. Any SBOL's **Identified** object implicitly can act as an instance of PROV-O's **Entity** class and can include provenance through relationships to different activities. Resources representing **Agent**, **Activity** and **Plan** classes should be handled as **GenericTopLevel**, whilst **Usage** and **Association** resources should be nested within their parent activities.

Providers of provenance information are free to make use of more of PROV-O than is described here. It is acceptable for tools that understand more than this subset and use as much as they are able. Tools that only understand this subset must treat any additional data as annotations. Tools that are not aware of SBOL provenance at all must maintain and provide access to this information as annotations. This specification does not state what the newly added properties must point to. As long as they are resources that are consistent with the PROV-O property domains, they are legal. For example, a **ComponentDefinition** may be derived from another **ComponentDefinition**, but it would probably not make sense for it to be derived from a **Collection**.

2.2.0 The PROV-O specification permits that any kind of SBOL object may be used to generate another. The meaning of these relationships are specified using ontology terms for the **roles** properties on **Usage** and **Association** classes. This specification gives users the flexibility to construct and track provenance histories for their own custom applications, but this flexibility also presents an obstacle to standardized data exchange. Therefore a simple ontology (see Table 18 and Table 19) has been adopted to describe common provenance connections expected in synthetic biology workflows, based on the design-build-test-learn formalization of engineering.

The design-build-test-learn cycle is a common theme in synthetic biology and engineering literature. The design-build-test-learn cycle is the scientific method applied to engineering. Stages of the cycle include designing an initial prototype, testing that prototype, analyzing its performance against specific metrics, learning what worked and what did not work, designing a new prototype based on what was learned, and completing the cycle again. Ideally each iteration of the cycle generates new understanding that feeds back into new cycles as alternative approaches or reformulated problems. Therefore, the design-build-test-learn cycle is a *de facto* ontology upon which to base an SBOL data model for workflow abstraction. Other workflow activities in synthetic biology, such as analyzing, modeling, verifying, and evolving, by and large should fit into this design-build-test-learn abstraction.

It is expected that users will develop their own ontology terms to specify how SBOL objects are used in a recipe, protocol, or computational analysis. However, these home-made ontologies will be very domain specific, and may not be intelligible to users working in another domain. For example a modeler should not be expected to understand an ontology of **Usage roles** for DNA assembly. The terms "design", "build", "test", and "learn" provide a high level workflow abstraction that allows tool-builders to quickly search for and isolate provenance histories relevant to their domain, while keeping track of the flow of data between different users working in different domains of synthetic biology. An example of how these terms are used is provided in Figure 34.

Provenance semantics defined through **wasGeneratedBy** relationships are distinctly different from versioning semantics. Generation of a new object is defined by the W3C PROV-O specification as follows:

...the completion of production of a new entity by an activity. This entity did not exist before generation and becomes available for usage after this generation.

These semantics are somewhat different from the versioning semantics defined in section Section 7.4. The SBOL specification defines a new version of an object as an update of a previously published object (and therefore a previously existing object). Therefore, an SBOL object which is "generated" from another SHOULD BE regarded as a new entity rather than a new version of an existing entity. However, this distinction is somewhat subjective (see Theseus paradox). Therefore, we RECOMMEND as a best practice that objects linked by Activities not be successive versions of each other, though this is left to the discretion of users and library developers.

2.2.0 ¹We thank Dr Paolo Missier from the School of Computing Science, Newcastle University for discussions regarding the use of PROV-O.

2.1.0

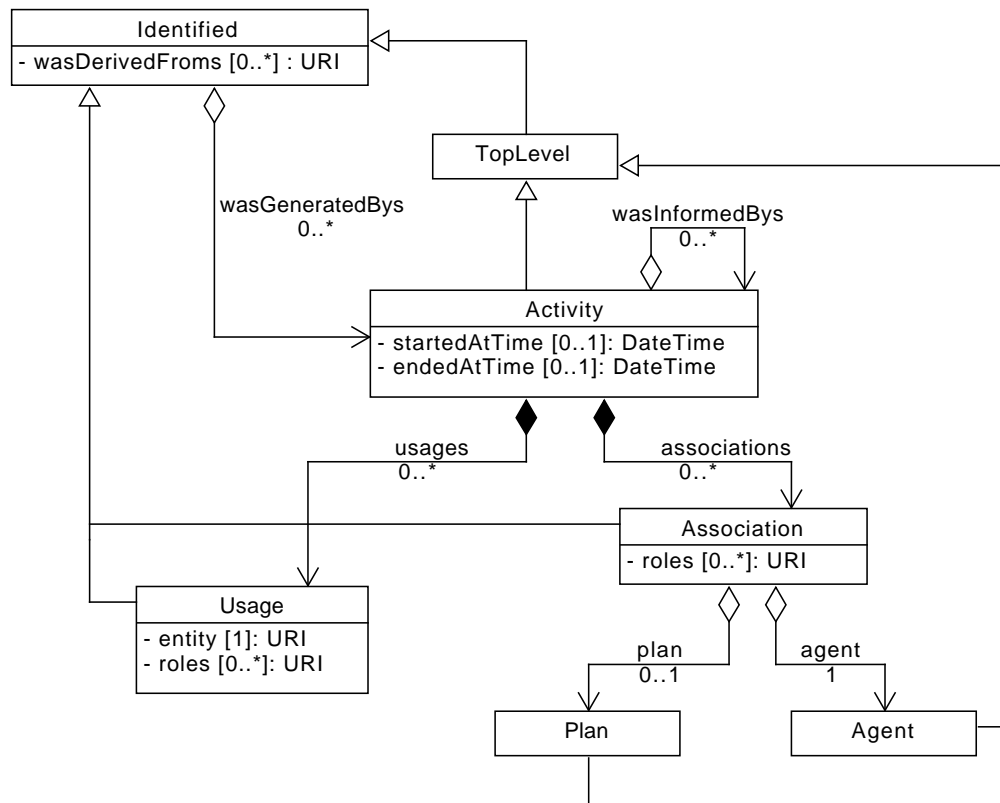


Figure 33: Relationships between SBOL and PROV-O classes. The PROV-O classes *Activity*, *Plan*, and *Agent* are all serialized as *TopLevel* classes in an SBOL document.

12.8.1 Activity

A generated *Entity* is linked through a *wasGeneratedBy* relationship to an *Activity*, which is used to describe how different *Agents* and other entities were used. An *Activity* is linked through a *associations* to *Associations*, to describe the role of agents, and is linked through *usages* to *Usages* to describe the role of other entities used as part of the activity. Moreover, each *Activity* includes optional *startedAtTime* and *endedAtTime* properties. When using *Activity* to capture how an entity was derived, it is expected that any additional information needed will be attached as annotations. This may include software settings or textual notes. Activities can also be linked together using the *wasInformedBy* relationship to provide dependency without explicitly specifying start and end times.

The associations property

The *associations* property is OPTIONAL and MAY contain a set of URIs that refers to *Association* objects.

The usages property

The *usages* property is OPTIONAL and MAY contain a set of URIs that refers to *Usage* objects.

The endedAtTime property

The *endedAtTime* property is OPTIONAL and contains a *DateTime* (see section [Section 12.7](#)) value, indicating when the activity ended.

The startedAtTime property

The `startedAtTime` property is OPTIONAL and contains a `DateTime` (see section Section 12.7) value, indicating when the activity started. If this property is present, then the `endedAtTime` property is REQUIRED.

The wasInformedBy property

The `wasInformedBy` property is OPTIONAL and MAY contain a set of URIs that refers to other `Activity` objects.

Serialization

The serialization of an `Activity` MUST have the following form:

```
<prov:Activity rdf:about="...">
  ... properties inherited from identified ...
  zero or more <prov:qualifiedAssociation>
    <prov:Association rdf:about="...">...</prov:Association>
  </prov:qualifiedAssociation> elements
  zero or more <prov:qualifiedUsage>
    <prov:Usage rdf:about="...">...</prov:Usage>
  </prov:qualifiedUsage> elements
  zero or one <prov:startedAtTime>...</prov:startedAtTime> element
  zero or one <prov:endedAtTime>...</prov:startedAtTime> element
  zero or more <prov:wasInformedBy rdf:resource="..." /> element
</prov:Activity>
```

2.2.0 Note that the tags `prov:qualifiedUsage` and `prov:qualifiedAssociation` are used for `usages` and `associations`, respectively.

2.1.0

12.8.2 Association

An `Association` is linked to an `Agent` through the `agent` relationship. The `Association` includes the `roles` property to qualify the role of the `Agent` in the `Activity`.

The agent property

The `agent` property is REQUIRED and MUST contain a URI that refers to an `Agent` object.

The roles property

2.2.0 The `roles` property is an OPTIONAL set of URIs that refers to particular term(s) that describes the the role of the `agent` in the parent `Activity`. The recommended terms that are defined in Table 18 can be used to specify the kind of `Activity` performed by the `Agent`.

2.2.0

URI for Association roles	Description
http://sbols.org/v2#design	Design describes the process by which a conceptual representation of an engineer's imagined and intended design for a biological system is derived, possibly from a predictive model or by modifying a pre-existing design. In the context of an Association , the term design indicates that the agent performed the parent Activity to generate a design
http://sbols.org/v2#build	Build describes the process by which a biological construct, sample, or clone is implemented in the laboratory. In the context of an Association , the term build indicates that the agent performed the parent Activity to implement a design. More generally, the term may represent any kind of experimental manipulation of a biological sample, including propagating, passaging, or evolving cell lines.
http://sbols.org/v2#test	Test describes the process of performing experimental measurements to characterize a synthetic biological construct. In the context of an Association , the Agent performed the parent Activity to perform experimental measurements resulting in raw data represented by Attachments
http://sbols.org/v2#learn	Learn describes the process of analyzing experimental measurements to produce a new entity that represents biological knowledge. In the context of an Association , the Agent processed raw experimental data to produce an analysis. This process generates a new entity that represents biological knowledge, including tables or graphs contained by Attachment , a Model produced by a fitting process, a consensus Sequence derived from sequencing results, etc.

Table 18: Terms to specify the *roles* property of an *Association*.

2.1.0

The plan property

The **plan** property is OPTIONAL and contains a URI that refers to a **Plan**.

Serialization

The serialization of an **Association** MUST have the following form:

```
<prov:Association rdf:about="...">
  ... properties inherited from identified ...
  zero or more <prov:hadRole rdf:resource="..." /> element
  zero or one <prov:hadPlan rdf:resource="..." /> element
  one <prov:agent rdf:resource="..." /> element
</prov:Association>
```

2.2.0 Note that the tags **prov:hadRole** and **prov:hadPlan** are used for **roles** and **plan**, respectively.

2.1.0

12.8.3 Usage

How different entities are used in an **Activity** is specified with the **Usage** class, which is linked from an **Activity** through the **Usage** relationship. A **Usage** is then linked to an **Entity** through the **Entity**'s URI and the role of this entity is qualified with the **roles** property. When the **wasDerivedFrom** property is used together with the full provenance described here, the entity pointed at by the **wasDerivedFrom** property MUST be included in a **Usage**.

The entity property

The **entity** property is REQUIRED and MUST contain a URI which MAY refer to an SBOL Identified object.

The roles property

2.2.0 The **roles** property is an OPTIONAL set of URIs that refer to particular term(s) describing the usage of an **entity** referenced by the **entity** property. Recommended terms that are defined in **Table 19** can be used to indicate how

the referenced entity is being used in this Activity.

2.2.0

URI for Usage roles	Description
http://sbols.org/v2#design	Design describes the process by which a conceptual representation of an engineer's imagined and intended design for a biological system is derived, possibly from a predictive model or by modifying a pre-existing design. In the context of a Usage, the term indicates that the referenced entity was generated by some previous design Activity and was used by the present Activity as a design for a new object.
http://sbols.org/v2#build	Build describes the process by which a biological construct, sample, or clone is implemented in the laboratory. In the context of a Usage, the term indicates that the referenced entity was generated by some previous build Activity and was used by the present Activity as a built object.
http://sbols.org/v2#test	Test describes the process of performing experimental measurements to characterize a synthetic biological construct. In the context of a Usage, the term indicates that the referenced entity was generated by some previous test Activity and is used as test data in the present Activity.
http://sbols.org/v2#learn	Learn describes the process of analyzing experimental measurements to produce a new entity that represents biological knowledge. In the context of a Usage, the term indicates that the referenced entity was generated by some previous learn Activity and is used in the present Activity as a source of scientifically verified knowledge.

Table 19: Terms to specify the roles property of a Usage.

2.1.0

Serialization

The serialization of an Usage MUST have the following form:

```
<prov:Usage rdf:about="...">
  ... properties inherited from identified ...
  zero or more <prov:hadRole rdf:resource="..." /> element
  one <prov:entity rdf:resource="..." /> element
</prov:Usage>
```

2.2.0 Note that the tag prov:hadPlan is used for roles.

2.1.0

12.8.4 Plan

The Plan entity can be used as a place holder to describe the steps (for example scripts or lab protocols) taken when an Agent is used in a particular Activity.

Serialization

The serialization of an Usage MUST have the following form:

```
<prov:Plan rdf:about="...">
  ... properties inherited from identified ...
  ... other annotations ...
</prov:Plan>
```

2.1.0

12.8.5 Agent

Examples of agents are person, organisation or software. These agents should be annotated with additional information, such as software version, needed to be able to run the same software again.

Serialization

The serialization of an Agent MUST have the following form:

```
<prov:Agent rdf:about="...">
  ... properties inherited from identified ...
  ... other annotations ...
</prov:Agent>
```

2.1.0 Example - Codon optimisation

Codon optimisation is a practical real-world example where provenance properties can be applied. Using the current specification, the relationship between an original CDS and the codon-optimized version could simply be represented using the `prov:wasDerivedFrom` predicate, in a light-weight form. With more comprehensive use of the PROV ontology, the codon optimization can be represented as an **Activity**. This **Activity** can then include additional information, such as the **Agent** responsible (in this case, codon-optimizing software), and additional parameters.

```
<?xml version="1.0" ?>
<rdf:RDF xmlns:prov="http://www.w3.org/ns/prov#" xmlns:rdf="http://www.w3.org/1999/02/22-rdf-syntax-ns#" xmlns:myapp="http://
  myapp.com/" xmlns:sbol="http://sbols.org/v2#" xmlns:dcterms="http://purl.org/dc/terms/">
  <sbol:ComponentDefinition rdf:about="http://myapp.com/codon_optimized">
    <sbol:persistentIdentity rdf:resource="http://myapp.com/codon_optimized"/>
    <sbol:displayId>codon_optimized</sbol:displayId>
    <prov:wasDerivedFrom rdf:resource="http://myapp.com/non_codon_optimized"/>
    <prov:wasGeneratedBy rdf:resource="http://myapp.com/codon_optimization_activity"/>
    <dcterms:title>Codon optimised CDS</dcterms:title>
    <sbol:type rdf:resource="http://www.biopax.org/release/biopax-level3.owl#DnaRegion"/>
    <sbol:role rdf:resource="http://identifiers.org/so/SO:0000316"/>
  </sbol:ComponentDefinition>
  <sbol:ComponentDefinition rdf:about="http://myapp.com/non_codon_optimized">
    <sbol:persistentIdentity rdf:resource="http://myapp.com/non_codon_optimized"/>
    <sbol:displayId>non_codon_optimized</sbol:displayId>
    <dcterms:title>Non Codon optimised CDS</dcterms:title>
    <sbol:type rdf:resource="http://www.biopax.org/release/biopax-level3.owl#DnaRegion"/>
    <sbol:role rdf:resource="http://identifiers.org/so/SO:0000316"/>
  </sbol:ComponentDefinition>
  <prov:Activity rdf:about="http://myapp.com/codon_optimization_activity">
    <sbol:persistentIdentity rdf:resource="http://myapp.com/codon_optimization_activity"/>
    <sbol:displayId>codon_optimization_activity</sbol:displayId>
    <dcterms:title>Codon Optimization Activity</dcterms:title>
    <prov:qualifiedAssociation>
      <prov:Association rdf:about="http://myapp.com/codon_optimization_activity/association">
        <sbol:persistentIdentity rdf:resource="http://myapp.com/codon_optimization_activity/association"/>
        <sbol:displayId>association</sbol:displayId>
        <prov:hadRole rdf:resource="http://myapp.com/codonoptimiser"/>
        <prov:agent rdf:resource="http://myapp.com/codon_optimization_software"/>
      </prov:Association>
    </prov:qualifiedAssociation>
    <prov:qualifiedUsage>
      <prov:Usage rdf:about="http://myapp.com/codon_optimization_activity/usage">
        <sbol:persistentIdentity rdf:resource="http://myapp.com/codon_optimization_activity/usage"/>
        <sbol:displayId>usage</sbol:displayId>
        <prov:hadRole rdf:resource="http://sbols.org/v2#source"/>
        <prov:entity rdf:resource="http://myapp.com/non_codon_optimized"/>
      </prov:Usage>
    </prov:qualifiedUsage>
  </prov:Activity>
  <prov:Agent rdf:about="http://myapp.com/codon_optimization_software">
```

```

<sbol:persistentIdentity rdf:resource="http://myapp.com/codon_optimization_software"/>
<sbol:displayId>codon_optimization_software</sbol:displayId>
<dcterms:title>Codon Optimization Software</dcterms:title>
</prov:Agent>
</rdf:RDF>

```

2.1.0 Example - Deriving strains

Bacterial strains are often derived from other strains through modifications such as gene knockouts or mutations. For example, the *Bacillus subtilis* 168 strain was derived from the NCIMB3610 strain in the 1940s through x-radiation. *B. subtilis* 168 is a laboratory strain and has several advantages as a model organism in synthetic biology. Particularly, the 168 strain is easy to transform and is not motile, facilitating the analysis of engineered cells. The parent strain, on the other hand, is motile but more difficult to transform. The example below shows the derivation of the 168 strain using the new provenance classes.

```

<?xml version="1.0" ?>
<rdf:RDF xmlns:prov="http://www.w3.org/ns/prov#" xmlns:rdf="http://www.w3.org/1999/02/22-rdf-syntax-ns#" xmlns:myapp="http://
myapp.com/" xmlns:sbol="http://sbols.org/v2#" xmlns:dcterms="http://purl.org/dc/terms/">
<sbol:ComponentDefinition rdf:about="http://myapp.com/bsubtilisncimb3610">
<sbol:persistentIdentity rdf:resource="http://myapp.com/bsubtilisncimb3610"/>
<sbol:displayId>bsubtilisncimb3610</sbol:displayId>
<dcterms:title>Bacillus subtilis NCIMB3610</dcterms:title>
<sbol:type rdf:resource="http://www.biopax.org/release/biopax-level3.owl#DnaRegion"/>
<sbol:role rdf:resource="http://identifiers.org/so/SO:0000316"/>
</sbol:ComponentDefinition>
<sbol:ComponentDefinition rdf:about="http://myapp.com/bsubtilis168">
<sbol:persistentIdentity rdf:resource="http://myapp.com/bsubtilis168"/>
<sbol:displayId>bsubtilis168</sbol:displayId>
<prov:wasDerivedFrom rdf:resource="http://myapp.com/bsubtilisncimb3610"/>
<prov:wasGeneratedBy rdf:resource="http://myapp.com/xraymutagenesis"/>
<dcterms:title>Bacillus subtilis 168</dcterms:title>
<sbol:type rdf:resource="http://www.biopax.org/release/biopax-level3.owl#DnaRegion"/>
<sbol:role rdf:resource="http://identifiers.org/so/SO:0000316"/>
</sbol:ComponentDefinition>
<prov:Activity rdf:about="http://myapp.com/xraymutagenesis">
<sbol:persistentIdentity rdf:resource="http://myapp.com/xraymutagenesis"/>
<sbol:displayId>xraymutagenesis</sbol:displayId>
<dcterms:title>X-ray mutagenesis</dcterms:title>
<prov:qualifiedAssociation>
<prov:Association rdf:about="http://myapp.com/xraymutagenesis/association">
<sbol:persistentIdentity rdf:resource="http://myapp.com/xraymutagenesis/association"/>
<sbol:displayId>association</sbol:displayId>
<prov:hadRole rdf:resource="http://myapp.com/mutagen"/>
<prov:agent rdf:resource="http://myapp.com/x_ray"/>
</prov:Association>
</prov:qualifiedAssociation>
<prov:qualifiedUsage>
<prov:Usage rdf:about="http://myapp.com/xraymutagenesis/usage">
<sbol:persistentIdentity rdf:resource="http://myapp.com/xraymutagenesis/usage"/>
<sbol:displayId>usage</sbol:displayId>
<prov:hadRole rdf:resource="http://sbols.org/v2#source"/>
<prov:entity rdf:resource="http://myapp.com/bsubtilisncimb3610"/>
</prov:Usage>
</prov:qualifiedUsage>
</prov:Activity>
<prov:Agent rdf:about="http://myapp.com/x_ray">
<sbol:persistentIdentity rdf:resource="http://myapp.com/x_ray"/>
<sbol:displayId>x_ray</sbol:displayId>
<dcterms:title>X-ray</dcterms:title>
</prov:Agent>
</rdf:RDF>

```

2.2.0

Example - Design-build-test-learn Workflow

This particular example represents an idealized workflow for model-based design. The workflow begins with a Model which describes the hypothesized behavior of a biological device. Using a computational tool, a new Design (ModuleDefinition) is composed of biological parts which links back to its Model. A genetic construct is then produced in the laboratory via an assembly protocol, and this biological sample is represented by a Build (Implementation). Once constructed, the Build is then characterized in the laboratory using an automated measurement protocol on a Tecan plate reader, thus generating Test data (represented by an Attachment). Finally, a new Model is derived from these data using some a fitting algorithm implemented in the Python programming language. The final Model may not match the beginning Model, as the observed behavior may not match the prediction. This example illustrates one complete iteration through a design-build-test-learn cycle, as shown in Figure 34.

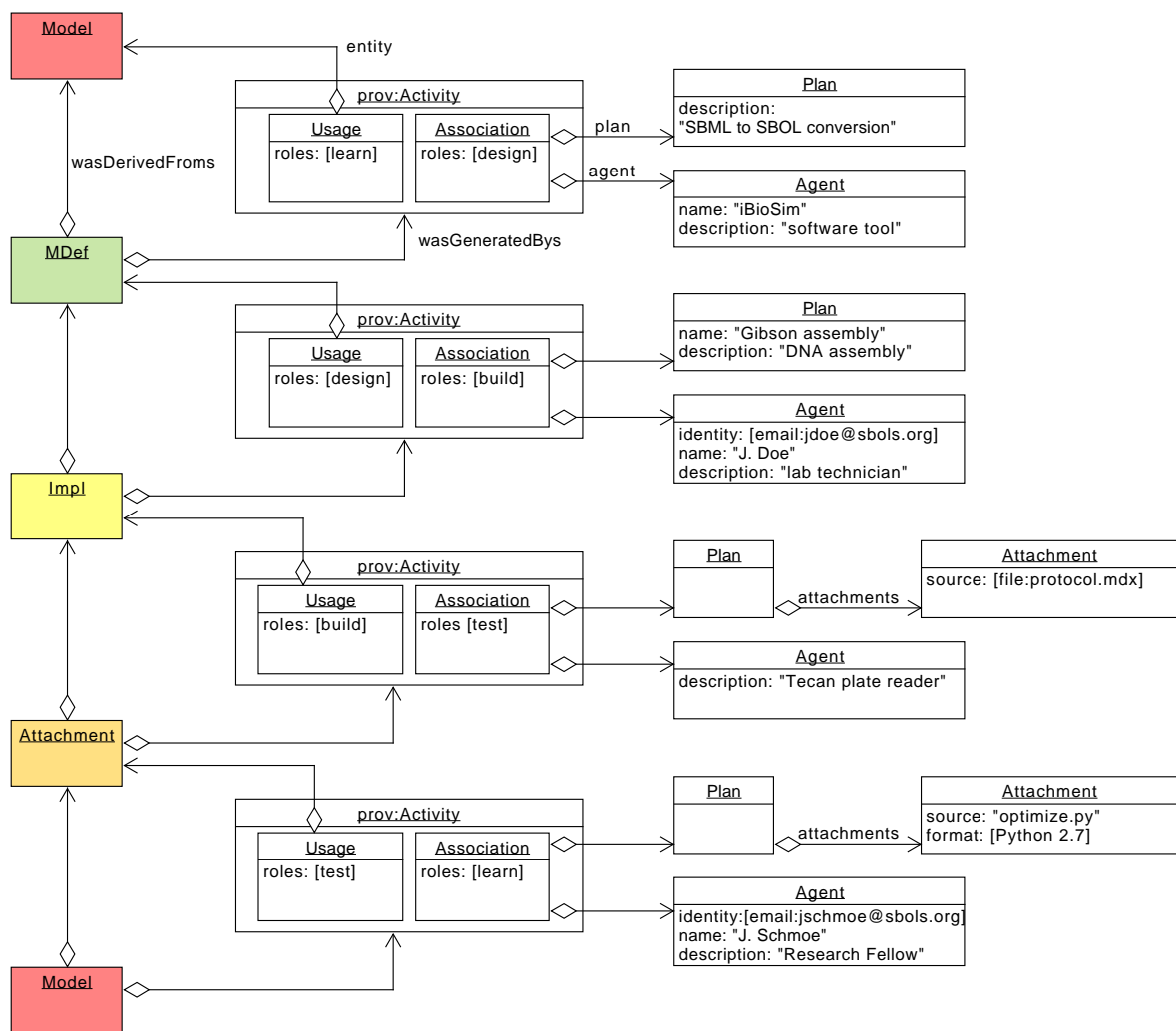


Figure 34: An example data structure representing an idealized workflow for model-based design

```
<?xml version="1.0" encoding="utf-8"?>
<rdf:RDF xmlns:dcterms="http://purl.org/dc/terms/"
```

```

xmlns:prov="http://www.w3.org/ns/prov#"
xmlns:rdf="http://www.w3.org/1999/02/22-rdf-syntax-ns#"
xmlns:sbol="http://sbols.org/v2#"
<prov:Activity rdf:about="http://examples.org/Activity/generate_build/1.0.0">
  <sbol:displayId>generate_build</sbol:displayId>
  <sbol:persistentIdentity rdf:resource="http://examples.org/Activity/generate_build"/>
  <sbol:version>1.0.0</sbol:version>
  <prov:qualifiedUsage>
    <prov:Usage rdf:about="http://examples.org/Activity/generate_build/design_usage/1.0.0">
      <sbol:displayId>design_usage</sbol:displayId>
      <sbol:persistentIdentity rdf:resource="http://examples.org/Activity/generate_build/design_usage"/>
      <sbol:version>1.0.0</sbol:version>
      <prov:entity rdf:resource="http://examples.org/ModuleDefinition/design/1.0.0"/>
      <prov:hadRole rdf:resource="http://sbols.org/v2#design"/>
    </prov:Usage>
  </prov:qualifiedUsage>
  <prov:qualifiedUsage>
    <prov:Usage rdf:about="http://examples.org/Activity/generate_build/usage/1.0.0">
      <sbol:displayId>usage</sbol:displayId>
      <sbol:persistentIdentity rdf:resource="http://examples.org/Activity/generate_build/usage"/>
      <sbol:version>1.0.0</sbol:version>
    </prov:Usage>
  </prov:qualifiedUsage>
  <prov:qualifiedAssociation>
    <prov:Association rdf:about="http://examples.org/Activity/generate_build/association/1.0.0">
      <sbol:displayId>association</sbol:displayId>
      <sbol:persistentIdentity rdf:resource="http://examples.org/Activity/generate_build/association"/>
      <sbol:version>1.0.0</sbol:version>
      <prov:hadRole rdf:resource="http://sbols.org/v2#build"/>
    </prov:Association>
  </prov:qualifiedAssociation>
</prov:Activity>
<prov:Activity rdf:about="http://examples.org/Activity/generate_design/1.0.0">
  <sbol:displayId>generate_design</sbol:displayId>
  <sbol:persistentIdentity rdf:resource="http://examples.org/Activity/generate_design"/>
  <sbol:version>1.0.0</sbol:version>
  <prov:qualifiedUsage>
    <prov:Usage rdf:about="http://examples.org/Activity/generate_design/predicted_usage/1.0.0">
      <sbol:displayId>predicted_usage</sbol:displayId>
      <sbol:persistentIdentity rdf:resource="http://examples.org/Activity/generate_design/predicted_usage"/>
      <sbol:version>1.0.0</sbol:version>
      <prov:entity rdf:resource="http://examples.org/Model/predicted/1.0.0"/>
      <prov:hadRole rdf:resource="http://sbols.org/v2#learn"/>
    </prov:Usage>
  </prov:qualifiedUsage>
  <prov:qualifiedUsage>
    <prov:Usage rdf:about="http://examples.org/Activity/generate_design/usage/1.0.0">
      <sbol:displayId>usage</sbol:displayId>
      <sbol:persistentIdentity rdf:resource="http://examples.org/Activity/generate_design/usage"/>
      <sbol:version>1.0.0</sbol:version>
    </prov:Usage>
  </prov:qualifiedUsage>
  <prov:qualifiedAssociation>
    <prov:Association rdf:about="http://examples.org/Activity/generate_design/association/1.0.0">
      <sbol:displayId>association</sbol:displayId>
      <sbol:persistentIdentity rdf:resource="http://examples.org/Activity/generate_design/association"/>
      <sbol:version>1.0.0</sbol:version>
      <prov:hadRole rdf:resource="http://sbols.org/v2#design"/>
    </prov:Association>
  </prov:qualifiedAssociation>
</prov:Activity>
<prov:Activity rdf:about="http://examples.org/Activity/generate_observed/1.0.0">
  <sbol:displayId>generate_observed</sbol:displayId>
  <sbol:persistentIdentity rdf:resource="http://examples.org/Activity/generate_observed"/>
  <sbol:version>1.0.0</sbol:version>
  <prov:qualifiedUsage>
    <prov:Usage rdf:about="http://examples.org/Activity/generate_observed/test_data_usage/1.0.0">
      <sbol:displayId>test_data_usage</sbol:displayId>
      <sbol:persistentIdentity rdf:resource="http://examples.org/Activity/generate_observed/test_data_usage"/>

```



```

1 <sbol:version>1.0.0</sbol:version>
2 <prov:entity rdf:resource="http://examples.org/Attachment/test_data/1.0.0"/>
3 <prov:hadRole rdf:resource="http://sbols.org/v2#test"/>
4 </prov:Usage>
5 </prov:qualifiedUsage>
6 <prov:qualifiedUsage>
7 <prov:Usage rdf:about="http://examples.org/Activity/generate_observed/usage/1.0.0">
8 <sbol:displayId>usage</sbol:displayId>
9 <sbol:persistentIdentity rdf:resource="http://examples.org/Activity/generate_observed/usage"/>
10 <sbol:version>1.0.0</sbol:version>
11 </prov:Usage>
12 </prov:qualifiedUsage>
13 <prov:qualifiedAssociation>
14 <prov:Association rdf:about="http://examples.org/Activity/generate_observed/association/1.0.0">
15 <sbol:displayId>association</sbol:displayId>
16 <sbol:persistentIdentity rdf:resource="http://examples.org/Activity/generate_observed/association"/>
17 <sbol:version>1.0.0</sbol:version>
18 <prov:hadRole rdf:resource="http://sbols.org/v2#learn"/>
19 </prov:Association>
20 </prov:qualifiedAssociation>
21 </prov:Activity>
22 <prov:Activity rdf:about="http://examples.org/Activity/generate_test_data/1.0.0">
23 <sbol:displayId>generate_test_data</sbol:displayId>
24 <sbol:persistentIdentity rdf:resource="http://examples.org/Activity/generate_test_data"/>
25 <sbol:version>1.0.0</sbol:version>
26 <prov:qualifiedUsage>
27 <prov:Usage rdf:about="http://examples.org/Activity/generate_test_data/build_usage/1.0.0">
28 <sbol:displayId>build_usage</sbol:displayId>
29 <sbol:persistentIdentity rdf:resource="http://examples.org/Activity/generate_test_data/build_usage"/>
30 <sbol:version>1.0.0</sbol:version>
31 <prov:entity rdf:resource="http://examples.org/Implementation/build/1.0.0"/>
32 <prov:hadRole rdf:resource="http://sbols.org/v2#build"/>
33 </prov:Usage>
34 </prov:qualifiedUsage>
35 <prov:qualifiedUsage>
36 <prov:Usage rdf:about="http://examples.org/Activity/generate_test_data/usage/1.0.0">
37 <sbol:displayId>usage</sbol:displayId>
38 <sbol:persistentIdentity rdf:resource="http://examples.org/Activity/generate_test_data/usage"/>
39 <sbol:version>1.0.0</sbol:version>
40 </prov:Usage>
41 </prov:qualifiedUsage>
42 <prov:qualifiedAssociation>
43 <prov:Association rdf:about="http://examples.org/Activity/generate_test_data/association/1.0.0">
44 <sbol:displayId>association</sbol:displayId>
45 <sbol:persistentIdentity rdf:resource="http://examples.org/Activity/generate_test_data/association"/>
46 <sbol:version>1.0.0</sbol:version>
47 <prov:hadRole rdf:resource="http://sbols.org/v2#test"/>
48 </prov:Association>
49 </prov:qualifiedAssociation>
50 </prov:Activity>
51 <sbol:Attachment rdf:about="http://examples.org/Attachment/test_data/1.0.0">
52 <sbol:displayId>test_data</sbol:displayId>
53 <sbol:persistentIdentity rdf:resource="http://examples.org/Attachment/test_data"/>
54 <sbol:size>0</sbol:size>
55 <sbol:version>1.0.0</sbol:version>
56 <prov:wasGeneratedBy rdf:resource="http://examples.org/Activity/generate_observed/1.0.0"/>
57 </sbol:Attachment>
58 <sbol:Implementation rdf:about="http://examples.org/Implementation/build/1.0.0">
59 <sbol:displayId>build</sbol:displayId>
60 <sbol:persistentIdentity rdf:resource="http://examples.org/Implementation/build"/>
61 <sbol:version>1.0.0</sbol:version>
62 <prov:wasGeneratedBy rdf:resource="http://examples.org/Activity/generate_test_data/1.0.0"/>
63 </sbol:Implementation>
64 <sbol:Model rdf:about="http://examples.org/Model/observed/1.0.0">
65 <sbol:displayId>observed</sbol:displayId>
66 <sbol:framework rdf:resource="http://identifiers.org/biomodels.sbo/SBO:0000062"/>
67 <sbol:language rdf:resource="http://identifiers.org/edam/format_2585"/>
68 <sbol:persistentIdentity rdf:resource="http://examples.org/Model/observed"/>
69 <sbol:version>1.0.0</sbol:version>

```

```
</sbol:Model>
<sbol:Model rdf:about="http://examples.org/Model/predicted/1.0.0">
  <sbol:displayId>predicted</sbol:displayId>
  <sbol:framework rdf:resource="http://identifiers.org/biomodels.sbo/SBO:0000062"/>
  <sbol:language rdf:resource="http://identifiers.org/edam/format_2585"/>
  <sbol:persistentIdentity rdf:resource="http://examples.org/Model/predicted"/>
  <sbol:version>1.0.0</sbol:version>
  <prov:wasGeneratedBy rdf:resource="http://examples.org/Activity/generate_design/1.0.0"/>
</sbol:Model>
<sbol:ModuleDefinition rdf:about="http://examples.org/ModuleDefinition/design/1.0.0">
  <sbol:displayId>design</sbol:displayId>
  <sbol:persistentIdentity rdf:resource="http://examples.org/ModuleDefinition/design"/>
  <sbol:version>1.0.0</sbol:version>
  <prov:wasGeneratedBy rdf:resource="http://examples.org/Activity/generate_build/1.0.0"/>
</sbol:ModuleDefinition>
</rdf:RDF>
```

1
2
3
4
5
6
7
8
9
10
11
12
13
14
15
16

References

- Beckett, D. and McBride, B. (2004). RDF/XML syntax specification (revised). *W3C recommendation*, 10.
- Biron, P. V., Permanente, K., and Malhotra, A. (2004). Xml schema part 2: Datatypes second edition.
- Canton, B., Labno, A., and Endy, D. (2008). Refinement and standardization of synthetic biological parts and devices. *Nature Biotechnology*, 26(7):787–793.
- DCMI Usage Board (2012). DCMI metadata terms. DCMI recommendation, Dublin Core Metadata Initiative.
- Finney, A., Hucka, M., Bornstein, B. J., Keating, S. M., Shapiro, B. M., Matthews, J., Kovitz, B. K., Schilstra, M. J., Funahashi, A., Doyle, J., and Kitano, H. (2006). Software infrastructure for effective communication and reuse of computational models. In Szallasi, Z., Stelling, J., and Periwal, V., editors, *System Modeling in Cell Biology: From Concepts to Nuts and Bolts*. MIT Press.
- Galdzicki, M., Clancy, K. P., Oberortner, E., Pocock, M., Quinn, J. Y., Rodriguez, C. A., Roehner, N., Wilson, M. L., Adam, L., Anderson, J. C., et al. (2014). The synthetic biology open language (SBOL) provides a community standard for communicating designs in synthetic biology. *Nature biotechnology*, 32(6):545–550.
- Gardner, T. S., Cantor, C. R., and Collins, J. J. (2000). Construction of a genetic toggle switch in escherichia coli. *Nature*, 403:339–342.
- Hucka, M. (2017). Sbmplpkgspec: a latex style file for sbml package specification documents. *BMC research notes*, 10(1):451.
- Norrande, J., Kempe, T., and Messing, J. (1983). Construction of improved m13 vectors using oligodeoxynucleotide-directed mutagenesis. *Gene*, 26:101–106.
- Roehner, N., Oberortner, E., Pocock, M., Beal, J., Clancy, K., Madsen, C., Misirli, G., Wipat, A., Sauro, H., and Myers, C. J. (2015). Proposed data model for the next version of the synthetic biology open language. *ACS synthetic biology*, 4(1):57–71.

A Validation Rules

This section summarizes all the conditions that either **MUST** be or are **RECOMMENDED** to be true of an SBOL Version 2.1 document. There are different degrees of rule strictness. Rules of the former kind are strict SBOL validation rules—data encoded in SBOL **MUST** conform to all of them in order to be considered valid. Rules of the latter kind are consistency rules that SBOL data are **RECOMMENDED** to adhere to as a best practice. To help highlight these differences, we use the following symbols next to the rule numbers:

2.0.1

- ☑ A checked box indicates a strong **REQUIRED** condition for SBOL conformance. If a SBOL document does not follow this rule, it does not conform to the SBOL specification.
- A circle indicates a weak **REQUIRED** condition for SBOL conformance. While this rule **MUST** be followed, there are conditions under which it cannot be checked by a machine.
- ★ A star indicates a **RECOMMENDED** condition for following best practices. This rule is not strictly a matter of SBOL conformance, but its recommendation comes from logical reasoning. If an SBOL document does not follow this rule, it is still valid SBOL, but it might have degraded functionality in some tools.

We also include a fourth type of rule that represents a required condition for SBOL-compliance that cannot be checked by a machine. Therefore, violations of these rules are not expected to be reported as errors by any of the software libraries implementing SBOL 2.1. It is the user's responsibility to make sure that these validation rules are followed.

- ▲ A triangle indicates a weak **REQUIRED** condition for SBOL conformance. While this rule **MUST** be followed, it is not possible in practice for a machine to automatically check whether the rule has been followed.

The validation rules listed in the following subsections are all believed to be stated or implied in the rest of this specification document. They are enumerated here for convenience and to provide a “master checklist” for SBOL validation. In case of a conflict between this section and other portions of the specification (though there are believed to be none), this section is considered authoritative for the purpose of determining the validity of an SBOL document.



For convenience and brevity, we use the shorthand “**sbol:x**” to stand for an attribute or element name **x** in the namespace for the SBOL specification, using the namespace prefix **sbol**. In reality, the prefix string can be different from the literal “**sbol**” used here (and indeed, it can be any valid XML namespace prefix that the software chooses). We use “**sbol:x**” because it is shorter than to write a full explanation everywhere we refer to an attribute or element in the SBOL specification namespace.

General rules for an SBOL document

- sbol-10101** ☑ An SBOL document **MUST** declare the use of the following XML namespace:
“<http://sbols.org/v2#>”.
Reference: [Section 10 on page 65](#)
- 2.0.1 **sbol-10102** ☑ An SBOL document **MUST** declare the use of the following XML namespace:
~~<http://www.w3.org/1999/02/22-rdf-syntax-ns#>~~.
Reference: ~~Section 10 on page 54~~
- 2.0.1 **sbol-10103** ☑ ~~If an SBOL document includes any name or description properties, then it **MUST** declare the use of the following XML namespace:~~
~~<http://purl.org/dc/terms/>~~.
Reference: ~~Section 10 on page 54~~
- 2.0.1

	sbol-10104 ✓	If an SBOL document includes any wasDerivedFrom properties, then it MUST declare the use of the following XML namespace: http://www.w3.org/ns/prov#. Reference: Section 10 on page 54	1 2 3 4
2.0.1	sbol-10105 ✓	An SBOL document MUST be serialized as a well-formed RDF/XML file that adheres to the grammar defined by: “ https://www.w3.org/TR/rdf-syntax-grammar/ ” Reference: Section 10 on page 65	5 6 7 8
Rules for the Identified class			9
	sbol-10201 ✓	The identity property of an Identified object is REQUIRED and MUST contain a URI that adheres to the syntax defined by: “ http://www.w3.org/TR/xmlschema11-2/#anyURI ” Reference: Section 7.4 on page 17	10 11 12 13
2.0.1	sbol-10202 ●	The identity property of an Identified object MUST be globally unique. Reference: Section 7.4 on page 17	14 15
	sbol-10203 ✓	The persistentIdentity property of an Identified object is OPTIONAL and MAY contain a URI that MUST adhere to the syntax defined by: “ http://www.w3.org/TR/xmlschema11-2/#anyURI ” Reference: Section 7.4 on page 17	16 17 18 19
	sbol-10204 ✓	The displayId property of an Identified object is OPTIONAL and MAY contain a String that MUST be composed of only alphanumeric or underscore characters and MUST NOT begin with a digit. Reference: Section 7.4 on page 17	20 21 22 23
2.0.1	sbol-10205 ★	The displayId property of an Identified object SHOULD be locally unique. Reference: Section 7.4 on page 16	24 25
	sbol-10206 ✓	The version property of an Identified object is OPTIONAL and MAY contain a String that MUST be composed of only alphanumeric characters, underscores, hyphens, or periods and MUST begin with a digit. Reference: Section 7.4 on page 17	26 27 28 29
2.0.1	sbol-10207 ★	(moved to sbol-10302)	30
2.2.0	sbol-10208 ✓	The wasDerivedFroms property of an Identified object is OPTIONAL and MAY contain a set of URIs . Reference: Section 7.4 on page 17	31 32 33
2.0.1	sbol-10209 ✓	(moved to sbol-10303)	34
	sbol-10210 ●	(moved to sbol-10304)	35
	sbol-10211 ▲	(moved to sbol-10305)	36
	sbol-10212 ✓	The name property of an Identified object is OPTIONAL and MAY contain a String . Reference: Section 7.4 on page 17	37 38

	sbol-10213 ✓	The description property of an Identified object is OPTIONAL and MAY contain a String . Reference: Section 7.4 on page 17	1 2
2.0.1	sbol-10214 ▲	The annotations property of an Identified object is OPTIONAL and MAY contain a set of Annotation objects. Reference: Section 7.4 on page 17	3 4 5
	sbol-10215 ★	The displayId property of a compliant Identified object is REQUIRED. Reference: Section 12.3 on page 68	6 7
	sbol-10216 ★	The persistentIdentity property of a compliant TopLevel object is REQUIRED and MUST contain a URI that ends with a delimiter ('/', '#', or ':') followed by the displayId of the TopLevel object. Reference: Section 12.3 on page 68	8 9 10 11
	sbol-10217 ★	The persistentIdentity property of a compliant Identified object that is not also a TopLevel object is REQUIRED and MUST contain a URI that begins with the persistentIdentity of the compliant object's parent and is immediately followed by a delimiter ('/', '#', or ':') and the displayId of the compliant object. Reference: Section 12.3 on page 68	12 13 14 15 16
	sbol-10218 ★	If a compliant Identified object has no version property, then its identity property MUST contain the same URI as its persistentIdentity property. Otherwise, the compliant object's identity property MUST contain a URI that begins with its persistentIdentity and is immediately followed by a delimiter ('/', '#', or ':') and its version . Reference: Section 12.3 on page 68	17 18 19 20 21
	sbol-10219 ★	The version property of a compliant Identified object that is not also a TopLevel object is REQUIRED to contain the same String as the version property of the compliant object's parent. Reference: Section 12.3 on page 68	22 23 24 25
2.0.1	sbol-10220 ✓	Objects with the same persistentIdentity MUST be instances of the same class. Reference: Section 7.4 on page 17	26 27
2.2.0	sbol-10221 ✓	The wasGeneratedBy property of an Identified object is OPTIONAL and MAY contain a set of URIs . Reference: Section 12.8 on page 70	28 29 30
2.2.0	sbol-10222 ●	Each URI contained by the wasGeneratedBy property of an Identified object MUST refer to an Activity object. Reference: Section 12.8 on page 70	31 32 33
2.2.0	sbol-10223 ●	Identified objects MUST NOT form circular reference chains via their wasGeneratedBy properties. Reference: Section 12.8 on page 70	34 35 36
	sbol-10224 ★	A Identified with a wasGeneratedBy property that includes a reference to an Activity with a child Association that has a roles property that contains the URI http://sbols.org/v2#design SHOULD be a TopLevel object other than Implementation . Reference: Section 12.8 on page 70	37 38 39 40
	sbol-10225 ★	A Identified with a wasGeneratedBy property that includes a reference to an Activity with a child Association that has a roles property that contains the URI http://sbols.org/v2#build SHOULD be an Implementation . Reference: Section 12.8 on page 70	41 42 43 44

sbol-10226 ★ A **Identified** with a **wasGeneratedBy** property that includes a reference to an **Activity** with a **child Association** that has a **roles** property that contains the URI <http://sbols.org/v2#test> SHOULD be an **Attachment** or a **Collection of Attachment** objects.
Reference: Section 12.8 on page 70

sbol-10227 ★ A **Identified** with a **wasGeneratedBy** property that includes a reference to an **Activity** with a **child Association** that has a **roles** property that contains the URI <http://sbols.org/v2#learn> SHOULD not be an **Implementation**.]
Reference: Section 12.8 on page 70

Rules for the **TopLevel** class

2.0.1 **sbol-10301** ☒ A **TopLevel** object MUST inherit all properties of the **Identified** class.
Reference: Section 7.5 on page 19

2.2.0 **sbol-10302** ★ If the **wasDerivedFrom** property of one **TopLevel** object refers to another **TopLevel** object with the same **persistentIdentity** property, then the **version** property of the second **TopLevel** object SHOULD precede that of the first if both objects have a **version** and it is assumed that these **versions** follow the conventions of semantic versioning.
Reference: Section 7.4 on page 17

2.2.0 **sbol-10303** ☒ The **wasDerivedFrom** property of an **TopLevel** object MUST NOT contain a **URI** reference to the **TopLevel** object itself.
Reference: Section 7.4 on page 17

2.2.0 **sbol-10304** ● **TopLevel** objects MUST NOT form circular reference chains via their **wasDerivedFrom** properties.
Reference: Section 7.4 on page 17

2.2.0 **sbol-10305** ▲ If the **wasDerivedFrom** property of one **TopLevel** object refers to another **TopLevel** object with the same **persistentIdentity** property, then **version** property of the second **TopLevel** object MUST precede that of the first if both objects have a **version**.
Reference: Section 7.4 on page 17

Rules for the **Sequence** class

2.0.1 **sbol-10401** ☒ A **Sequence** MUST NOT have properties other than the following: **identity**, **persistentIdentity**, **displayName**, **version**, **wasDerivedFrom**, **wasGeneratedBy**, **name**, **description**, **annotations**, **elements**, and **encoding**.
Reference: Section 7.6 on page 20

sbol-10402 ☒ The **elements** property of a **Sequence** is REQUIRED and MUST contain a **String**.
Reference: Section 7.6 on page 20

sbol-10403 ☒ The **encoding** property of **Sequence** is REQUIRED and MUST contain a **URI**.
Reference: Section 7.6 on page 20

sbol-10404 ▲ The **encoding** property of a **Sequence** MUST indicate how the **elements** property of the **Sequence** is to be formed and interpreted.
Reference: Section 7.6 on page 20

2.0.1 **sbol-10405** ● The **elements** property of a **Sequence** MUST be consistent with its **encoding** property.
Reference: Section 7.6 on page 20

- sbol-10406** ▲ The **encoding** property of a **Sequence** MUST contain a **URI** from **Table 1** if it is well-described by this **URI**.
Reference: **Section 7.6 on page 20**
- 2.0.1 **sbol-10407** ★ The **encoding property of a Sequence SHOULD contain a URI from Table 1**.
Reference: **Section 7.6 on page 20**

Rules for the *ComponentDefinition* class

- 2.0.1 **sbol-10501** ☑ A **ComponentDefinition** MUST NOT have properties other than the following: **identity**, **persistentIdentity**, **displayId**, **version**, **wasDerivedFroms**, **wasGeneratedBy**, **name**, **description**, **annotations**, **types**, **roles**, **components**, **sequences**, **sequenceAnnotations**, and **sequenceConstraints**.
Reference: **Section 7.7 on page 22**
- 2.2.0 **sbol-10502** ☑ The **types** property of a **ComponentDefinition** is REQUIRED and MUST contain a non-empty set of **URIs**.
Reference: **Section 7.7 on page 22**
- sbol-10503** ☑ The **types** property of a **ComponentDefinition** MUST NOT contain more than one **URI** from **Table 2**.
Reference: **Section 7.7 on page 22**
- sbol-10504** ▲ Each **URI** contained by the **types** property of a **ComponentDefinition** MUST refer to an ontology term that describes the category of biochemical or physical entity that is represented by the **ComponentDefinition**.
Reference: **Section 7.7 on page 22**
- sbol-10505** ▲ The **types** property of a **ComponentDefinition** MUST contain a **URI** from **Table 2** if it is well-described by this **URI**.
Reference: **Section 7.7 on page 22**
- sbol-10506** ▲ All **URIs** contained by the **types** property of a **ComponentDefinition** MUST refer to non-conflicting ontology terms.
Reference: **Section 7.7 on page 22**
- sbol-10507** ☑ The **roles** property of a **ComponentDefinition** is OPTIONAL and MAY contain a set of **URIs**.
Reference: **Section 7.7 on page 22**
- sbol-10508** ▲ Each **URI** contained by the **roles** property of a **ComponentDefinition** MUST refer to an ontology term that clarifies the potential function of the **ComponentDefinition** in a biochemical or physical context.
Reference: **Section 7.7 on page 22**
- sbol-10509** ▲ Each **URI** contained by the **roles** property of a **ComponentDefinition** MUST refer to an ontology term that is consistent with its **types** property.
Reference: **Section 7.7 on page 22**
- sbol-10510** ▲ The **roles** property of a **ComponentDefinition** MUST contain a **URI** from **Table 4** if it is well-described by this **URI**.
Reference: **Section 7.7 on page 22**
- 2.0.1 **sbol-10511** ★ The **roles property of a ComponentDefinition SHOULD NOT contain a URI that refers to a term from the sequence feature branch of the SO unless its types property contains the DNA or RNA type URI listed in Table 2**.
Reference: **Section 7.7 on page 22**

	sbol-10512 ✓	The sequences property of a ComponentDefinition is OPTIONAL and MAY contain a set of URIs. Reference: Section 7.7 on page 22	1 2 3
2.0.1	sbol-10513 ●	Each URI contained by the sequences property of a ComponentDefinition MUST refer to a Sequence object. Reference: Section 7.7 on page 22	4 5 6
	sbol-10514 ▲	The Sequence objects referred to by the sequences property of a ComponentDefinition MUST be consistent with each other, such that well-defined mappings exist between their elements properties in accordance with their encoding properties. Reference: Section 7.7 on page 22	7 8 9 10
	sbol-10515 ▲	The sequences property of a ComponentDefinition MUST NOT refer to Sequence objects with conflicting encoding properties. Reference: Section 7.7 on page 22	11 12 13
2.0.1	sbol-10516 ●	If the sequences property of a ComponentDefinition refers to one or more Sequence objects, and one of the types of this ComponentDefinition comes from Table 2 , then one of the Sequence objects MUST have the encoding that is cross-listed with this type in Table 1 . Reference: Section 7.7 on page 22	14 15 16 17
	sbol-10517 ▲	If the sequences property of a ComponentDefinition refers to a Sequence with an encoding from Table 1 , then the types property of the ComponentDefinition MUST contain the type from Table 2 that is cross-listed with this encoding in Table 1 . Reference: Section 7.7 on page 21	18 19 20 21
	sbol-10518 ★	If a ComponentDefinition refers to more than one Sequence with the same encoding , then the elements of these Sequence objects SHOULD have equal lengths. Reference: Section 7.7 on page 22	22 23 24
	sbol-10519 ✓	The components property of a ComponentDefinition is OPTIONAL and MAY contain a set of Component objects. Reference: Section 7.7 on page 22	25 26 27
	sbol-10520 ★	If a ComponentDefinition in a ComponentDefinition-Component hierarchy refers to one or more Sequence objects, and there exist ComponentDefinition objects lower in the hierarchy that refer to Sequence objects with the same encoding , then the elements properties of these Sequence objects SHOULD be consistent with each other, such that well-defined mappings exist from the “lower level” elements to the “higher level” elements in accordance with their shared encoding properties. This mapping is also subject to any restrictions on the positions of the Component objects in the hierarchy that are imposed by the SequenceAnnotation or SequenceConstraint objects contained by the ComponentDefinition objects in the hierarchy. Reference: Section 7.7 on page 22	28 29 30 31 32 33 34 35 36 37
	sbol-10521 ✓	The sequenceAnnotations property of a ComponentDefinition is OPTIONAL and MAY contain a set of SequenceAnnotation objects. Reference: Section 7.7 on page 22	38 39 40
	sbol-10522 ✓	The sequenceAnnotations property of a ComponentDefinition MUST NOT contain two or more SequenceAnnotation objects that refer to the same Component . Reference: Section 7.7 on page 22	41 42 43

- sbol-10523** ★ If the `sequences` property of a `ComponentDefinition` refers to a `Sequence` with an IUPAC encoding from Table 1, then each `SequenceAnnotation` that includes a `Range` and/or `Cut` in the `sequenceAnnotations` property of the `ComponentDefinition` SHOULD specify a region on the `elements` of this `Sequence`.
Reference: Section 7.7 on page 22
- sbol-10524** ☑ The `sequenceConstraints` property of a `ComponentDefinition` is OPTIONAL and MAY contain a set of `SequenceConstraint` objects.
Reference: Section 7.7 on page 22
- 2.0.1 **sbol-10525** ★ The `types` property of a `ComponentDefinition` SHOULD contain a URI from Table 2.
Reference: Section 7.7 on page 22
- sbol-10526** ☑ If multiple `MapsTo`s belonging to the `Components` of a `ComponentDefinition` have local properties that refer to the same `Component`, then there MUST NOT be more than one such `MapsTo` that has a `refinement` property that contains the URI `http://sbols.org/v2#useRemote`.
Reference: Section 7.7.3 on page 29
- sbol-10527** ★ If the `types` property of a `ComponentDefinition` contains the DNA or RNA type URI, then its `roles` property SHOULD contain exactly one URI that refers to a term from the sequence feature branch of the SO.
Reference: Section 7.7 on page 22
- 2.1.0 **sbol-10528** ★ If the `types` property of a `ComponentDefinition` contains the DNA or RNA type URI, then its `types` property SHOULD also contain at most one URI that refers to a term from the topology attribute branch of the SO.
Reference: Section 7.7 on page 22
- 2.1.0 **sbol-10529** ★ The `types` property of a `ComponentDefinition` SHOULD NOT contain a URI that refers to a term from the topology attribute or strand attribute branches of the SO unless its `types` property contains the DNA or RNA type URI listed in Table 2. Reference: Section 7.7 on page 22
- 2.1.0 **sbol-10530** ▲ If the `types` property of a `ComponentDefinition` contains the DNA or RNA type URI, then its `types` property MUST contain a URI that refers to a term from the topology attribute branch of the SO, if the topology is known.
Reference: Section 7.7 on page 22

Rules for the `ComponentInstance` class

- 2.0.1 **sbol-10601** ☑ ~~A `ComponentInstance` MUST inherit all properties of the Identified class.~~
Reference: Section 7.7.1 on page 24
- sbol-10602** ☑ The `definition` property of a `ComponentInstance` is REQUIRED and MUST contain a URI.
Reference: Section 7.7.1 on page 26
- sbol-10603** ☑ The `definition` property of a `ComponentInstance` MUST NOT contain a URI reference to the `ComponentDefinition` that contains the `ComponentInstance`.
Reference: Section 7.7.1 on page 26
- 2.0.1 **sbol-10604** ● The URI contained by the `definition` property MUST refer to a `ComponentDefinition` object.
Reference: Section 7.7.1 on page 26

- sbol-10605** ● **ComponentInstance** objects **MUST NOT** form circular reference chains via their **definition** properties and parent **ComponentDefinition** objects.
Reference: Section 7.7.1 on page 26
- sbol-10606** ☑ The **mapsTo**s property of a **ComponentInstance** is **OPTIONAL** and **MAY** contain a set of **MapsTo** objects.
Reference: Section 7.7.1 on page 26
- sbol-10607** ☑ The **access** property of a **ComponentInstance** is **REQUIRED** and **MUST** contain a **URI** from Table 5
Reference: Section 7.7.1 on page 26

Rules for the Component class

- 2.1.0 **sbol-10701** ☑ A **Component** **MUST NOT** have properties other than the following: **identity**, **persistentIdentity**, **displayId**, **version**, **wasDerivedFrom**s, **wasGeneratedBy**, **name**, **description**, **annotations**, **access**, **definition**, **mapsTo**s, **roles**, and **roleIntegration**.
Reference: Section 7.7.2 on page 28
- 2.1.0 **sbol-10702** ☑ The **roles** property of a **Component** is **OPTIONAL** and **MAY** contain a set of **URIs**.
Reference: Section 7.7.2 on page 28
- 2.1.0 **sbol-10703** ▲ Each **URI** contained by the **roles** property of a **Component** **MUST** refer to an ontology term that clarifies the potential function of the **Component** in a biochemical or physical context.
Reference: Section 7.7.2 on page 28
- 2.1.0 **sbol-10704** ▲ Each **URI** contained by the **roles** property of a **Component** **MUST** refer to an ontology term that is consistent with the **types** property of the **ComponentDefinition** referred to by its **definition** property.
Reference: Section 7.7.2 on page 28
- 2.1.0 **sbol-10705** ▲ The **roles** property of a **Component** **MUST** contain a **URI** from Table 4 if it is well-described by this **URI**.
Reference: Section 7.7.2 on page 28
- 2.1.0 **sbol-10706** ★ The **roles** property of a **Component** **SHOULD NOT** contain a **URI** that refers to a term from the sequence feature branch of the **SO** unless the **types** property of the **ComponentDefinition** referred to by its **definition** property contains the **DNA** or **RNA** type **URI** listed in Table 2.
Reference: Section 7.7.2 on page 28
- 2.1.0 **sbol-10707** ★ If the **types** property of the **ComponentDefinition** referred to by its **definition** contains the **DNA** or **RNA** type **URI**, then its **roles** property **SHOULD** contain no more than one **URI** that refers to a term from the sequence feature branch of the **SO**.
Reference: Section 7.7.2 on page 28
- 2.1.0 **sbol-10708** ☑ The **roleIntegration** property of a **Component**, if provided, **MUST** contain a **URI** from Table 6.
Reference: Section 7.7.2 on page 28
- 2.1.0 **sbol-10709** ☑ The **roleIntegration** property of a **Component** is **REQUIRED**, if **roles** property includes one or more roles.
Reference: Section 7.7.2 on page 28

Rules for the *MapsTo* class

- 2.0.1 **sbol-10801** ✓ A *MapsTo* MUST NOT have properties other than the following: *identity*, *persistentIdentity*, *displayId*, *version*, *wasDerivedFroms*, *wasGeneratedBy*, *name*, *description*, *annotations*, *refinement*, *local*, and *remote*
Reference: Section 7.7.3 on page 29
- sbol-10802** ✓ The *local* property of a *MapsTo* is REQUIRED and MUST contain a URI.
Reference: Section 7.7.3 on page 29
- sbol-10803** ✓ If a *MapsTo* is contained by a *Component* in a *ComponentDefinition*, then the *local* property of the *MapsTo* MUST refer to another *Component* in the *ComponentDefinition*.
Reference: Section 7.7.3 on page 29
- sbol-10804** ✓ If a *MapsTo* is contained by a *FunctionalComponent* or *Module* in a *ModuleDefinition*, then the *local* property of the *MapsTo* MUST refer to another *FunctionalComponent* in the *ModuleDefinition*.
Reference: Section 7.7.3 on page 29
- sbol-10805** ✓ The *remote* property of a *MapsTo* is REQUIRED and MUST contain a URI.
Reference: Section 7.7.3 on page 29
- 2.0.1 **sbol-10806** ▲ ~~The *remote* property of a *MapsTo* MUST refer to a *ComponentInstance*.~~
~~Reference: Section 7.7.3 on page 26~~
- sbol-10807** ● The *ComponentInstance* referred to by the *remote* property of a *MapsTo* MUST have an *access* property that contains the URI <http://sbols.org/v2#public>.
Reference: Section 7.7.3 on page 29
- sbol-10808** ● If a *MapsTo* is contained by a *ComponentInstance*, then the *remote* property of the *MapsTo* MUST refer to a *Component* in the *ComponentDefinition* that is referenced by the *definition* property of the *ComponentInstance*.
Reference: Section 7.7.3 on page 29
- sbol-10809** ● If a *MapsTo* is contained by a *Module*, then the *remote* property of the *MapsTo* MUST refer to a *FunctionalComponent* in the *ModuleDefinition* that is referenced by the *definition* property of the *Module*.
Reference: Section 7.7.3 on page 29
- sbol-10810** ✓ The *refinement* property of a *MapsTo* is REQUIRED and MUST contain a URI from Table 7.
Reference: Section 7.7.3 on page 29
- 2.0.1 **sbol-10811** ● If the *refinement* property of a *MapsTo* contains the URI <http://sbols.org/v2#verifyIdentical>, then the *ComponentInstance* objects referred to by *local* and *remote* properties of the *MapsTo* MUST refer to the same *ComponentDefinition* via their *definition* properties.
Reference: Section 7.7.3 on page 29

Rules for the *SequenceAnnotation* class

- 2.1.0 **sbol-10901** ✓ A *SequenceAnnotation* MUST NOT have properties other than the following: *identity*, *persistentIdentity*, *displayId*, *version*, *wasDerivedFroms*, *wasGeneratedBy*, *name*, *description*, *annotations*, *component*, *locations*, and *roles*.
Reference: Section 7.7.4 on page 32
- 2.2.0

	sbol-10902 ✓	The locations property of a SequenceAnnotation is REQUIRED and MUST contain a non-empty set of Location objects. Reference: Section 7.7.4 on page 32	1 2 3
	sbol-10903 ★	The Location objects contained by the locations property of a single SequenceAnnotation SHOULD NOT specify overlapping regions. Reference: Section 7.7.4 on page 32	4 5 6
	sbol-10904 ✓	The component property is OPTIONAL and MAY contain a URI reference to a Component . Reference: Section 7.7.4 on page 32	7 8
	sbol-10905 ✓	The Component referenced by the component property of a SequenceAnnotation MUST be contained by the ComponentDefinition that contains the SequenceAnnotation . Reference: Section 7.7.4 on page 32	9 10 11
2.1.0	sbol-10906 ✓	The roles property of a SequenceAnnotation is OPTIONAL and MAY contain a set of URIs . Reference: Section 7.7.4 on page 32	12 13
2.1.0	sbol-10907 ▲	Each URI contained by the roles property of a SequenceAnnotation MUST refer to an ontology term that clarifies the potential function of the SequenceAnnotation in a biochemical or physical context. Reference: Section 7.7.4 on page 32	14 15 16 17
2.1.0	sbol-10908 ▲	The roles property of a SequenceAnnotation MUST contain a URI from Table 4 if it is well-described by this URI . Reference: Section 7.7.4 on page 32	18 19 20
2.1.0	sbol-10909 ✓	A SequenceAnnotation MUST NOT include both a component property and a roles property. Reference: Section 7.7.4 on page 32	21 22
	Rules for the Location class		23
2.0.1	sbol-11001 ✓	A Location MUST inherit all properties of the Identified class. Reference: Section 7.7.5 on page 30	24 25
	sbol-11002 ✓	The orientation property of a Location is OPTIONAL and MAY contain a URI from Table 8 . Reference: Section 7.7.5 on page 35	26 27
	Rules for the Range class		28
2.0.1	sbol-11101 ✓	A Range MUST NOT have properties other than the following: identity , persistentIdentity , displayId , version , wasDerivedFrom , wasGeneratedBy , name , description , annotations , orientation , start , and end . Reference: Section 7.7.5 on page 34	29 30 31 32
	sbol-11102 ✓	The start property of a Range is REQUIRED and MUST contain an Integer greater than zero. Reference: Section 7.7.5 on page 34	33 34
	sbol-11103 ✓	The end property of a Range is REQUIRED and MUST contain an Integer greater than zero. Reference: Section 7.7.5 on page 34	35 36
	sbol-11104 ✓	The value of the end property of a Range MUST be greater than or equal to the value of its start property. Reference: Section 7.7.5 on page 34	37 38 39

Rules for the Cut class

- 2.0.1 **sbol-11201** ✓ A **Cut** **MUST NOT** have properties other than the following: **identity**, **persistentIdentity**, **displayId**, **version**, **wasDerivedFroms**, **wasGeneratedBy**, **name**, **description**, **annotations**, **orientation**, and **at**.
Reference: Section 7.7.5 on page 35
- sbol-11202** ✓ The **at** property of a **Cut** is **REQUIRED** and **MUST** contain an **Integer** greater than or equal to zero.
Reference: Section 7.7.5 on page 35

Rules for the GenericLocation class

- 2.0.1 **sbol-11301** ✓ A **GenericLocation** **MUST NOT** have properties other than the following: **identity**, **persistentIdentity**, **displayId**, **version**, **wasDerivedFroms**, **wasGeneratedBy**, **name**, **description**, **annotations**, and **orientation**.
Reference: Section 7.7.5 on page 35

Rules for the SequenceConstraint class

- 2.0.1 **sbol-11401** ✓ A **SequenceConstraint** **MUST NOT** have properties other than the following: **identity**, **persistentIdentity**, **displayId**, **version**, **wasDerivedFroms**, **wasGeneratedBy**, **name**, **description**, **annotations**, **restriction**, **subject**, and **object**.
Reference: Section 7.7.6 on page 36
- sbol-11402** ✓ The **subject** property of a **SequenceConstraint** is **REQUIRED** and **MUST** contain a **URI** reference to a **Component**.
Reference: Section 7.7.6 on page 36
- sbol-11403** ✓ The **Component** referenced by the **subject** property of a **SequenceConstraint** **MUST** be contained by the **ComponentDefinition** that contains the **SequenceConstraint**.
Reference: Section 7.7.6 on page 36
- sbol-11404** ✓ The **object** property of a **SequenceConstraint** is **REQUIRED** and **MUST** contain a **URI** reference to a **Component**.
Reference: Section 7.7.6 on page 36
- sbol-11405** ✓ The **Component** referenced by the **object** property of a **SequenceConstraint** **MUST** be contained by the **ComponentDefinition** that contains the **SequenceConstraint**.
Reference: Section 7.7.6 on page 36
- sbol-11406** ✓ The **object** property of a **SequenceConstraint** **MUST NOT** refer to the same **Component** as the **subject** property of the **SequenceConstraint**.
Reference: Section 7.7.6 on page 36
- sbol-11407** ✓ The **restriction** property of a **SequenceConstraint** is **REQUIRED** and **MUST** contain a **URI**.
Reference: Section 7.7.6 on page 36
- sbol-11408** ▲ The **URI** contained by the **restriction** property of a **SequenceConstraint** **MUST** indicate the type of structural restriction on the relative, sequence-based positions or orientations of the **Component** objects referred to by the **subject** and **object** properties of the **SequenceConstraint**.
Reference: Section 7.7.6 on page 36
- 2.0.1 **sbol-11409** ● If the **restriction** property of a **SequenceConstraint** contains the **URI** **http://sbols.org/v2#precedes**, then the position of the **Component** referred to by the **subject** property of the

		SequenceConstraint MUST precede that of the Component referred to by its object property. Reference: Section 7.7.6 on page 36	1 2
	sbol-11410 ●	If the restriction property of a SequenceConstraint contains the URI http://sbols.org/v2#sameOrientationAs , then the orientation of the Component referred to by the subject property of the SequenceConstraint MUST be the same as that of the Component referred to by its object property. Reference: Section 7.7.6 on page 36	3 4 5 6 7
	sbol-11411 ●	If the restriction property of a SequenceConstraint contains the URI http://sbols.org/v2#oppositeOrientationAs , then the orientation of the Component referred to by the subject property of the SequenceConstraint MUST be opposite that of the Component referred to by its object property. Reference: Section 7.7.6 on page 36	8 9 10 11 12
	sbol-11412 ★	The URI contained by the restriction property SHOULD come from Table 9. Reference: Section 7.7.6 on page 36	13 14
2.2.0	sbol-11413 ☑	If the restriction property of a SequenceConstraint contains the URI http://sbols.org/v2#differentFrom , then the definition property of the subject Component of the SequenceConstraint MUST NOT contain the same URI as the definition property of the object Component of the SequenceConstraint. Reference: Section 7.7.6 on page 36	15 16 17 18 19
	Rules for the Model class		20
2.0.1	sbol-11501 ☑	A Model MUST NOT have properties other than the following: identity, persistentIdentity, displayId, version, wasDerivedFroms, wasGeneratedBys, name, description, annotations, source, language, and framework. Reference: Section 7.8 on page 37	21 22 23 24
2.2.0	sbol-11502 ☑	The source property of a Model is REQUIRED and MUST contain a URI. Reference: Section 7.8 on page 37	25 26
	sbol-11503 ▲	The URI contained by the source property of a Model MUST specify the location of the model's source file. Reference: Section 7.8 on page 37	27 28 29
	sbol-11504 ☑	The language property of a Model is REQUIRED and MUST contain a URI. Reference: Section 7.8 on page 37	30 31
	sbol-11505 ▲	The URI contained by the language property of a Model MUST specify the language in which the model is encoded. Reference: Section 7.8 on page 37	32 33 34
	sbol-11506 ▲	The language property of a Model MUST contain a URI from Table 10 if it is well-described by this URI. Reference: Section 7.8 on page 37	35 36 37
	sbol-11507 ★	The language property of a Model SHOULD contain a URI that refers to a term from the EDAM ontology. Reference: Section 7.8 on page 37	38 39 40
	sbol-11508 ☑	The framework property of a Model is REQUIRED and MUST contain a URI. Reference: Section 7.8 on page 37	41 42

- sbol-11509** ▲ The [URI](#) contained by the [framework](#) property of a [Model](#) MUST specify the modeling framework of the model.
Reference: [Section 7.8 on page 37](#)
- sbol-11510** ▲ The [framework](#) property of a [Model](#) MUST contain a [URI](#) from [Table 11](#) if it is well-described by this [URI](#).
Reference: [Section 7.8 on page 37](#)
- sbol-11511** ★ The [framework](#) property SHOULD contain a [URI](#) that refers to a term from the modeling framework branch of the SBO.
Reference: [Section 7.8 on page 37](#)

Rules for the *ModuleDefinition* class

- 2.0.1 **sbol-11601** ✓ A [ModuleDefinition](#) MUST NOT have properties other than the following: [identity](#), [persistentIdentity](#), [displayId](#), [version](#), [wasDerivedFroms](#), [wasGeneratedBy](#), [name](#), [description](#), [annotations](#), [roles](#), [modules](#), [interactions](#), [functionalComponents](#), and [models](#).
Reference: [Section 7.9 on page 39](#)
- 2.2.0 **sbol-11602** ✓ The [roles](#) property is OPTIONAL and MAY contain a set of [URIs](#).
Reference: [Section 7.9 on page 39](#)
- sbol-11603** ▲ Each [URI](#) contained by [roles](#) property of a [ModuleDefinition](#) MUST refer to a resource that clarifies the intended function of the [ModuleDefinition](#).
Reference: [Section 7.9 on page 39](#)
- sbol-11604** ✓ The [modules](#) property OPTIONAL and MAY contain a set of [Module](#) objects.
Reference: [Section 7.9 on page 39](#)
- sbol-11605** ✓ The [interactions](#) property is OPTIONAL and MAY contain a set of [Interaction](#) objects.
Reference: [Section 7.9 on page 39](#)
- sbol-11606** ✓ The [functionalComponents](#) property is OPTIONAL and MAY contain a set of [FunctionalComponent](#) objects.
Reference: [Section 7.9 on page 39](#)
- sbol-11607** ✓ The [models](#) property is OPTIONAL and MAY contain a set of [URIs](#).
Reference: [Section 7.9 on page 39](#)
- 2.0.1 **sbol-11608** ● Each [URI](#) contained by the [models](#) property of a [ModuleDefinition](#) MUST refer to a [Model](#).
Reference: [Section 7.9 on page 39](#)
- sbol-11609** ✓ If multiple [MapsTo](#) belonging to the [Modules](#) and [FunctionalComponents](#) of a [ModuleDefinition](#) have [local](#) properties that refer to the same [FunctionalComponent](#), then there MUST NOT be more than one such [MapsTo](#) that has a [refinement](#) property that contains the [URI](#) <http://sbols.org/v2#useRemote>.
Reference: [Section 7.7.3 on page 29](#)

Rules for the *Module* class

- 2.0.1 **sbol-11701** ✓ A [Module](#) MUST NOT have properties other than the following: [identity](#), [persistentIdentity](#), [displayId](#), [version](#), [wasDerivedFroms](#), [wasGeneratedBy](#), [name](#), [description](#), [annotations](#), [definition](#), and [mapsTo](#).
Reference: [Section 7.9.1 on page 41](#)
- 2.2.0

- sbol-11702** ✓ The **definition** property of a **Module** is REQUIRED and MUST contain a **URI**.
Reference: [Section 7.9.1 on page 41](#)
- 2.0.1 **sbol-11703** ● The **URI** contained by the **definition** property of **Module** MUST refer to a **ModuleDefinition**.
Reference: [Section 7.9.1 on page 41](#)
- sbol-11704** ✓ The **definition** property of a **Module** MUST NOT contain a **URI** reference to the **ModuleDefinition** that contains the **Module**.
Reference: [Section 7.9.1 on page 41](#)
- 2.0.1 **sbol-11705** ● **Module** objects MUST NOT form circular reference chains via their **definition** properties and parent **ModuleDefinition** objects.
Reference: [Section 7.9.1 on page 41](#)
- sbol-11706** ✓ The **mapsTo** property is OPTIONAL and MAY contain a set of **MapsTo** objects.
Reference: [Section 7.9.1 on page 41](#)

Rules for the *FunctionalComponent* class

- 2.0.1 **sbol-11801** ✓ A **FunctionalComponent** MUST NOT have properties other than the following: **identity**, **persistentIdentity**, **displayName**, **version**, **wasDerivedFrom**, **wasGeneratedBy**, **name**, **description**, **annotations**, **access**, **definition**, and **mapsTo**, and **direction**.
Reference: [Section 7.7.1 on page 26](#)
- 2.2.0 **sbol-11802** ✓ The **direction** property of a **FunctionalComponent** is REQUIRED and MUST contain a **URI** from [Table 12](#).
Reference: [Section 7.9.2 on page 42](#)

Rules for the *Interaction* class

- 2.0.1 **sbol-11901** ✓ An **Interaction** MUST NOT have properties other than the following: **identity**, **persistentIdentity**, **displayName**, **version**, **wasDerivedFrom**, **wasGeneratedBy**, **name**, **description**, **annotations**, **types**, and **participations**.
Reference: [Section 7.9.3 on page 43](#)
- 2.2.0 **sbol-11902** ✓ The **types** property of an **Interaction** is REQUIRED and MUST contain a non-empty set of **URIs**.
Reference: [Section 7.9.3 on page 43](#)
- sbol-11903** ▲ Each **URI** contained by the **types** property of an **Interaction** MUST refer to an ontology term that describes the behavior represented by the **Interaction**.
Reference: [Section 7.9.3 on page 43](#)
- sbol-11904** ▲ All **URIs** contained by the **types** property of an **Interaction** MUST refer to non-conflicting ontology terms.
Reference: [Section 7.9.3 on page 43](#)
- 2.0.1 **sbol-11905** ★ Exactly one **URI** contained by the **types** property of an **Interaction** SHOULD refer to a term from the occurring entity relationship branch of the SBO.
Reference: [Section 7.9.3 on page 43](#)
- sbol-11906** ✓ The **participations** property of an **Interaction** is OPTIONAL and MAY contain a set of **Participation** objects.
Reference: [Section 7.9.3 on page 43](#)

- 2.0.1 **sbol-11907** ★ If the **participations** property of an **Interaction** refers to one or more **Participation** objects, and one of the types of this **Interaction** comes from Table 13, then the **Participation** objects SHOULD have a role from the set of roles that is cross-listed with this type in Table 14. Reference: Section 7.9.4 on page 44

Rules for the Participation class

- 2.0.1 **sbol-12001** ☑ A **Participation** MUST NOT have properties other than the following: **identity**, **persistentIdentity**, **displayName**, **version**, **wasDerivedFroms**, **wasGeneratedBy**, **name**, **description**, **annotations**, **roles**, and **participant**. Reference: Section 7.9.4 on page 44
- 2.2.0 **sbol-12002** ☑ The **participant** property of a **Participation** is REQUIRED and MUST contain a **URI** reference to a **FunctionalComponent**. Reference: Section 7.9.4 on page 44
- sbol-12003** ☑ The **FunctionalComponent** referenced by the **participant** property of a **Participation** MUST be contained by the **ModuleDefinition** that contains the **Interaction** which contains the **Participation**. Reference: Section 7.9.4 on page 44
- 2.0.1 **sbol-12004** ☑ The **roles** property of a **Participation** is REQUIRED and MUST contain a non-empty set of **URIs**. Reference: Section 7.9.4 on page 44
- sbol-12005** ▲ Each **URI** contained by the **roles** property of an **Participation** MUST refer to an ontology term that describes the behavior represented by the **Participation**. Reference: Section 7.9.4 on page 44
- sbol-12006** ▲ All **URIs** contained by the **roles** property of an **Participation** MUST refer to non-conflicting ontology terms. Reference: Section 7.9.4 on page 44
- 2.0.1 **sbol-12007** ★ Exactly one role in the set of **roles** SHOULD be a **URI** from the participant role branch of the **SBO**. Reference: Section 7.9.4 on page 44

Rules for the Collection class

- 2.0.1 **sbol-12101** ☑ A **Collection** MUST NOT have properties other than the following: **identity**, **persistentIdentity**, **displayName**, **version**, **wasDerivedFroms**, **wasGeneratedBy**, **name**, **description**, **annotations**, and **members**. Reference: Section 7.10 on page 46
- 2.2.0 **sbol-12102** ☑ The **members** property of a **Collection** is OPTIONAL and MAY contain a set of **URIs**. Reference: Section 7.10 on page 46
- 2.0.1 **sbol-12103** ● Each **URI** contained by the **members** property of a **Collection** MUST reference a **TopLevel** object. Reference: Section 7.10 on page 46

Rules for the Annotation class

- 2.2.0 **sbol-12201** ✓ The name property of an Annotation is REQUIRED and MUST contain a QName.
Reference: Section 7.14 on page 53
- 2.0.1 **sbol-12202** ✓ The value property of an Annotation is REQUIRED and MUST contain an AnnotationValue.
Reference: Section 7.11 on page 46
- 2.2.0 **sbol-12203** ✓ An AnnotationValue MUST be a literal (a String, Integer, Double, or Boolean), URI, or a NestedAnnotations object.
Reference: Section 7.14 on page 53
- sbol-12204** ✓ The nestedQName property of a NestedAnnotations object is REQUIRED and MUST contain a QName.
Reference: Section 7.14 on page 53
- sbol-12205** ✓ The nestedURI property of a NestedAnnotations object is REQUIRED and MUST contain a URI.
Reference: Section 7.14 on page 53
- sbol-12206** ✓ The annotations property of a NestedAnnotations object is OPTIONAL and MAY contain a set of Annotation objects.
Reference: Section 7.14 on page 53

Rules for the GenericTopLevel class

- 2.0.1 **sbol-12301** ✓ A GenericTopLevel MUST NOT have properties other than the following: identity, persistentIdentity, displayId, version, wasDerivedFroms, wasGeneratedBy, name, description, and annotations.
Reference: Section 7.14.2 on page 55
- sbol-12302** ✓ The rdfType property of a GenericTopLevel object is REQUIRED and MUST contain a QName.
Reference: Section 7.14.2 on page 55

2.2.0

Rules for the Activity class

- sbol-12401** ✓ An Activity MUST NOT have properties other than the following: identity, persistentIdentity, displayId, version, wasDerivedFroms, wasGeneratedBy, name, description, annotations, startedAtTime, endedAtTime, wasInformedBy, usages, and associations.
Reference: Section 12.8.1 on page 72
- sbol-12402** ✓ The startedAtTime property of an Activity object is OPTIONAL and MAY contain a DateTime.
Reference: Section 12.8.1 on page 72
- sbol-12403** ✓ The endedAtTime property of an Activity object is OPTIONAL and MAY contain a DateTime.
Reference: Section 12.8.1 on page 72
- sbol-12404** ✓ The associations property of an Activity is OPTIONAL and MAY contain a set of Association objects.
Reference: Section 12.8.1 on page 72
- sbol-12405** ✓ The usages property of an Activity is OPTIONAL and MAY contain a set of Usage objects.
Reference: Section 12.8.1 on page 72

- sbol-12406** ☑ The `wasInformedBy` property of an `Activity` is **OPTIONAL** and **MAY** contain a set of **URIs**.
Reference: Section 12.8.1 on page 72
- sbol-12407** ● Each **URI** contained by the `wasInformedBy` property of an `Activity` **MUST** refer to a `Activity` object.
Reference: Section 12.8.1 on page 72
- sbol-12408** ★ An `Activity` with a child `Association` that has a `roles` property that contains the **URI** `http://sbols.org/v2#design` **SHOULD NOT** have child `Usage` objects that have `roles` properties that contain the **URIs** `http://sbols.org/v2#build` or `http://sbols.org/v2#test`.
Reference: Section 12.8.1 on page 72
- sbol-12409** ★ An `Activity` with a child `Association` that has a `roles` property that contains the **URI** `http://sbols.org/v2#build` **SHOULD NOT** have child `Usage` objects that have `roles` properties that contain the **URIs** `http://sbols.org/v2#test` or `http://sbols.org/v2#learn`.
Reference: Section 12.8.1 on page 72
- sbol-12410** ★ An `Activity` with a child `Association` that has a `roles` property that contains the **URI** `http://sbols.org/v2#test` **SHOULD NOT** have child `Usage` objects that have `roles` properties that contain the **URIs** `http://sbols.org/v2#design` or `http://sbols.org/v2#learn`.
Reference: Section 12.8.1 on page 72
- sbol-12411** ★ An `Activity` with a child `Association` that has a `roles` property that contains the **URI** `http://sbols.org/v2#learn` **SHOULD NOT** have child `Usage` objects that have `roles` properties that contain the **URIs** `http://sbols.org/v2#design` or `http://sbols.org/v2#build`.
Reference: Section 12.8.1 on page 72

2.2.0

Rules for the Usage class

- sbol-12501** ☑ An `Usage` **MUST NOT** have properties other than the following: `identity`, `persistentIdentity`, `displayName`, `version`, `wasDerivedFrom`, `wasGeneratedBy`, `name`, `description`, `annotations`, `entity`, and `roles`.
Reference: Section 12.8.3 on page 74
- sbol-12502** ☑ The `entity` property of an `Usage` is **REQUIRED** and **MUST** contain a **URI**.
Reference: Section 12.8.3 on page 74
- sbol-12503** ☑ The `roles` property of an `Usage` is **OPTIONAL** and **MAY** contain a set of **URIs**.
Reference: Section 12.8.3 on page 74
- sbol-12504** ★ A `Usage` that has a `roles` property that contains the **URI** `http://sbols.org/v2#design` **SHOULD** refer to a `TopLevel` other than `Implementation`.
Reference: Section 12.8.3 on page 74
- sbol-12505** ★ A `Usage` that has a `roles` property that contains the **URI** `http://sbols.org/v2#build` **SHOULD** refer to a `Implementation`.
Reference: Section 12.8.3 on page 74
- sbol-12506** ★ A `Usage` that has a `roles` property that contains the **URI** `http://sbols.org/v2#test` **SHOULD** refer to an `Attachment` or `Collection` of `Attachment` objects.
Reference: Section 12.8.3 on page 74
- sbol-12507** ★ A `Usage` that has a `roles` property that contains the **URI** `http://sbols.org/v2#learn` **SHOULD NOT** refer to an `Implementation`.
Reference: Section 12.8.3 on page 74

Rules for the Association class

- sbol-12601** ✓ An **Association** **MUST NOT** have properties other than the following: **identity**, **persistentIdentity**, **displayName**, **version**, **wasDerivedFrom**, **wasGeneratedBy**, **name**, **description**, **annotations**, **roles**, **plan**, and **agent**.
Reference: Section 12.8.2 on page 73
- sbol-12602** ✓ The **roles** property of an **Association** is **OPTIONAL** and **MAY** contain a set of **URIs**.
Reference: Section 12.8.2 on page 73
- sbol-12603** ✓ The **plan** property of an **Association** is **OPTIONAL** and **MAY** contain a **URI**.
Reference: Section 12.8.2 on page 73
- sbol-12604** ● The **URI** contained by the **plan** property **MUST** refer to a **Plan** object.
Reference: Section 12.8.2 on page 73
- sbol-12605** ✓ The **agent** property of an **Association** is **REQUIRED** and **MUST** contain a **URI**.
Reference: Section 12.8.2 on page 73
- sbol-12606** ● The **URI** contained by the **agent** property **MUST** refer to an **Agent** object.
Reference: Section 12.8.2 on page 73

2.2.0

Rules for the Plan class

- sbol-12701** ✓ A **Plan** **MUST NOT** have properties other than the following: **identity**, **persistentIdentity**, **displayName**, **version**, **wasDerivedFrom**, **wasGeneratedBy**, **name**, **description**, and **annotations**.
Reference: Section 12.8.4 on page 75

2.2.0

Rules for the Agent class

- sbol-12801** ✓ An **Agent** **MUST NOT** have properties other than the following: **identity**, **persistentIdentity**, **displayName**, **version**, **wasDerivedFrom**, **wasGeneratedBy**, **name**, **description**, and **annotations**.
Reference: Section 12.8.5 on page 76

2.2.0

Rules for the CombinatorialDerivation class

- sbol-12901** ✓ A **CombinatorialDerivation** **MUST NOT** have properties other than the following: **identity**, **persistentIdentity**, **displayName**, **version**, **wasDerivedFrom**, **wasGeneratedBy**, **name**, **description**, **annotations**, **strategy**, **template**, and **variableComponents**.
Reference: Section 7.11 on page 47
- sbol-12902** ✓ The **strategy** property of a **CombinatorialDerivation** **MUST** contain a **URI** from Table 15 if the property is not empty.
Reference: Section 7.11 on page 47
- sbol-12903** ✓ If the **strategy** property of a **CombinatorialDerivation** contains the **URI** <http://sbols.org/v2#enumerate>, then its **variableComponents** property **MUST NOT** contain a **VariableComponent** with an **operator** property that contains the **URI** <http://sbols.org/v2#zeroOrMore> or the **URI** <http://sbols.org/v2#oneOrMore>.
Reference: Section 7.11 on page 47
- sbol-12904** ✓ The **template** property of a **CombinatorialDerivation** is **REQUIRED** and **MUST** contain a **URI**.
Reference: Section 7.11 on page 47

- sbol-12905** ● The URI contained by the `template` property of a `CombinatorialDerivation` MUST refer to a `ComponentDefinition`.
Reference: Section 7.11 on page 47
- sbol-12906** ☑ The `variableComponents` property of a `CombinatorialDerivation` is OPTIONAL and MAY contain a set of `VariableComponent` objects.
Reference: Section 7.11 on page 47
- sbol-12907** ☑ The `variableComponents` property of a `CombinatorialDerivation` MUST NOT contain two or more `VariableComponent` objects with variable properties that contain the same URI.
Reference: Section 7.11 on page 47
- sbol-12908** ● If the `wasDerivedFroms` property of a `ComponentDefinition` refers to a `CombinatorialDerivation` and the `template` `ComponentDefinition` of the `CombinatorialDerivation` contains `SequenceConstraint` objects, then any `Component` contained by the first `ComponentDefinition` that has a `wasDerivedFroms` property that refers to the subject or object `Component` of any of the `SequenceConstraint` objects MUST adhere to the restriction properties of these `SequenceConstraint` objects.
Reference: Section 7.11 on page 47
- sbol-12909** ★ The `components` property of the `template` `ComponentDefinition` of a `CombinatorialDerivation` SHOULD contain one or more `Component` objects.
Reference: Section 7.11 on page 47
- sbol-12910** ★ If the `wasDerivedFroms` property of a `ComponentDefinition` refers to a `CombinatorialDerivation`, then the `types` property of this `ComponentDefinition` SHOULD contain all URIs contained by the `types` property of the `template` `ComponentDefinition` of the `CombinatorialDerivation`.
Reference: Section 7.11 on page 47
- sbol-12911** ★ If the `wasDerivedFroms` property of a `ComponentDefinition` refers to a `CombinatorialDerivation`, then the `roles` property of this `ComponentDefinition` SHOULD contain all URIs contained by the `roles` property of the `template` `ComponentDefinition` of the `CombinatorialDerivation`.
Reference: Section 7.11 on page 47
- sbol-12912** ★ If the `members` property of a `Collection` refers only to objects with `wasDerivedFroms` properties that refer to a `CombinatorialDerivation`, then the `wasDerivedFroms` property of the `Collection` SHOULD also refer to the `CombinatorialDerivation`.
Reference: Section 7.11 on page 47
- sbol-12913** ★ If the `wasDerivedFroms` property of a `Collection` refers to a `CombinatorialDerivation`, then the `wasDerivedFroms` properties of the objects that are referred to by its `members` property SHOULD also refer to the `CombinatorialDerivation`.
Reference: Section 7.11 on page 47

2.2.0

Rules for the `VariableComponent` class

- sbol-13001** ☑ A `VariableComponent` MUST NOT have properties other than the following: `identity`, `persistentIdentity`, `displayName`, `version`, `wasDerivedFroms`, `wasGeneratedBy`, `name`, `description`, `annotations`, `operator`, `variable`, `variants`, `variantCollections`, and `variantDerivations`.
Reference: Section 7.11.1 on page 49
- sbol-13002** ☑ The `operator` property of a `VariableComponent` is REQUIRED and MUST contain a URI.
Reference: Section 7.11.1 on page 49

- sbol-13003** ✓ The URI contained by the operator property of a VariableComponent MUST come from Table 16.
Reference: Section 7.11.1 on page 49
- sbol-13004** ✓ The variable property of a VariableComponent is REQUIRED and MUST contain a URI.
Reference: Section 7.11.1 on page 49
- sbol-13005** ● The URI contained by the variable property of a VariableComponent MUST refer to a Component contained by the components property of the template ComponentDefinition of the CombinatorialDerivation that contains the VariableComponent.
Reference: Section 7.11.1 on page 49
- sbol-13006** ✓ At least one of the variants property, variantCollections property, or variantDerivations property of a VariableComponent MUST NOT be empty.
Reference: Section 7.11.1 on page 49
- sbol-13007** ✓ The variants property of a VariableComponent is OPTIONAL and MAY contain a set of URIs.
Reference: Section 7.11.1 on page 49
- sbol-13008** ● The URIs contained by the variants property of a VariableComponent MUST refer to ComponentDefinition objects.
Reference: Section 7.11.1 on page 49
- sbol-13009** ✓ The variantCollections property of a VariableComponent is OPTIONAL and MAY contain a set of URIs.
Reference: Section 7.11.1 on page 49
- sbol-13010** ● The URIs contained by the variantCollections property of a VariableComponent MUST refer to Collection objects.
Reference: Section 7.11.1 on page 49
- sbol-13011** ● The members property of a Collection that is referred to by the variantCollections property of a VariableComponent MUST NOT be empty.
Reference: Section 7.11.1 on page 49
- sbol-13012** ● The members property of a Collection that is referred to by the variantCollections property of a VariableComponent MUST refer only to ComponentDefinition objects.
Reference: Section 7.11.1 on page 49
- sbol-13013** ✓ The variantDerivations property of a VariableComponent is OPTIONAL and MAY contain a set of URIs.
Reference: Section 7.11.1 on page 49
- sbol-13014** ● The URIs contained by the variantDerivations property of a VariableComponent MUST refer to CombinatorialDerivation objects.
Reference: Section 7.11.1 on page 49
- sbol-13015** ● VariableComponent objects MUST NOT form circular reference chains via their variantDerivations properties and parent CombinatorialDerivation objects.
Reference: Section 7.11.1 on page 49
- sbol-13016** ● If the wasDerivedFroms property of a Component refers to the same Component as the variable property of a VariableComponent, then the definition property of the first Component MUST refer to a ComponentDefinition specified by the variants property, variantCollections property, or variantDerivations property of the VariableComponent.
Reference: Section 7.11.1 on page 49

- sbol-13017** ● If the `wasDerivedFroms` property of a `Component` refers to a `Component` in the `template ComponentDefinition` of a `CombinatorialDerivation`, and the second `Component` is not referred to by the `variable` property of any `VariableComponent` in the `CombinatorialDerivation`, then the `definition` property of the first `Component` **MUST** refer to the same `ComponentDefinition` as the `definition` property of the second `Component`.
Reference: Section 7.11.1 on page 49
- sbol-13018** ★ If the `wasDerivedFroms` property of a `ComponentDefinition` refers to a `CombinatorialDerivation` and the `wasDerivedFroms` property of a `Component` contained by the `ComponentDefinition` refers to a `Component` contained by the `template ComponentDefinition` of the `CombinatorialDerivation`, then the `roles` property of the first `Component` **SHOULD** contain all URIs contained by the `roles` property of the second `Component`.
Reference: Section 7.11.1 on page 49
- sbol-13019** ★ If the `wasDerivedFroms` property of a `ComponentDefinition` refers to a `CombinatorialDerivation` and the `CombinatorialDerivation` contains a `VariableComponent` with an `operator` property that contains the URI `http://sbols.org/v2#zeroOrOne`, then the `components` property of the `ComponentDefinition` **SHOULD NOT** contain more than one `Component` with a `wasDerivedFroms` property that refers to the same `Component` as the `variable` property of the `VariableComponent`.
Reference: Section 7.11.1 on page 49
- sbol-13020** ★ If the `wasDerivedFroms` property of a `ComponentDefinition` refers to a `CombinatorialDerivation` and the `CombinatorialDerivation` contains a `VariableComponent` with an `operator` property that contains the URI `http://sbols.org/v2#one`, then the `components` property of the `ComponentDefinition` **SHOULD** contain exactly one `Component` with a `wasDerivedFroms` property that refers to the same `Component` as the `variable` property of the `VariableComponent`.
Reference: Section 7.11.1 on page 49
- sbol-13021** ★ If the `wasDerivedFroms` property of a `ComponentDefinition` refers to a `CombinatorialDerivation` and the `CombinatorialDerivation` contains a `VariableComponent` with an `operator` property that contains the URI `http://sbols.org/v2#oneOrMore`, then the `components` property of the `ComponentDefinition` **SHOULD** contain at least one `Component` with a `wasDerivedFroms` property that refers to the same `Component` as the `variable` property of the `VariableComponent`.
Reference: Section 7.11.1 on page 49
- sbol-13022** ★ If the `wasDerivedFroms` property of a `ComponentDefinition` refers to a `CombinatorialDerivation` and the `template ComponentDefinition` of the `CombinatorialDerivation` contains a `Component` that is not referred to by the `variable` property of any `VariableComponent` contained by the `CombinatorialDerivation`, then the first `ComponentDefinition` **SHOULD** contain exactly one `Component` with a `wasDerivedFroms` property that refers to the `Component` in the `template ComponentDefinition`.
Reference: Section 7.11.1 on page 49

2.2.0

Rules for the Implementation class

- sbol-13101** ☑ An `Implementation` **MUST NOT** have properties other than the following: `identity`, `persistentIdentity`, `displayName`, `version`, `wasDerivedFroms`, `wasGeneratedBy`, `name`, `description`, `annotations`, and `built`.
Reference: Section 7.12 on page 51

- sbol-13102** ✓ The **built** property of an **Implementation** is **OPTIONAL** and **MAY** contain a **URI**.
Reference: Section 7.12 on page 51
- sbol-13103** ● The **built** property **URI**, if specified, **MUST** refer to either a **ComponentDefinition** or a **ModuleDefinition**.
Reference: Section 7.12 on page 51

2.2.0

Rules for the Attachment class

- sbol-13201** ✓ An **Attachment** **MUST NOT** have properties other than the following: **identity**, **persistentIdentity**, **displayName**, **version**, **wasDerivedFroms**, **wasGeneratedBy**, **name**, **description**, **annotations**, **source**, **format**, **size**, and **hash**.
Reference: Section 7.13 on page 52
- sbol-13202** ✓ The **source** property of an **Attachment** is **REQUIRED** and **MUST** contain a **URI**.
Reference: Section 7.13 on page 52
- sbol-13203** ▲ The **URI** contained by the **source** property of an **Attachment** **MUST** specify the location of the model's source file.
Reference: Section 7.13 on page 52
- sbol-13204** ✓ The **format** property of an **Attachment** is **OPTIONAL** and **MAY** contain a **URI**.
Reference: Section 7.13 on page 52
- sbol-13205** ▲ The **URI** contained by the **format** property of an **Attachment** **MUST** specify the file type of the attachment.
Reference: Section 7.13 on page 52
- sbol-13206** ★ The **format** property of an **Attachment** **SHOULD** contain a **URI** that refers to a term from the EDAM ontology.
Reference: Section 7.13 on page 52
- sbol-13207** ✓ The **size** property of an **Attachment** is **OPTIONAL** and **MAY** contain a **Long**.
Reference: Section 7.13 on page 52
- sbol-13208** ✓ The **hash** property of an **Attachment** is **OPTIONAL** and **MAY** contain a **String**.
Reference: Section 7.13 on page 52

B Examples of Serialization

B.1 Simple Examples

B.1.1 Serializing Sequence Objects

This example shows the serialization of a [Sequence](#).

```
<?xml version="1.0" ?>
<rdf:RDF xmlns:rdf="http://www.w3.org/1999/02/22-rdf-syntax-ns#" xmlns:dcterms="http://purl.org/dc/terms/" xmlns:prov="http://www.
w3.org/ns/prov#" xmlns:sbol="http://sbols.org/v2#">
  <sbol:Sequence rdf:about="http://partsregistry.org/seq/BBa_J23119">
    <sbol:persistentIdentity rdf:resource="http://partsregistry.org/seq/BBa_J23119"/>
    <sbol:displayId>BBa_J23119</sbol:displayId>
    <prov:wasDerivedFrom rdf:resource="http://parts.igem.org/Part:BBa_J23119:Design"/>
    <sbol:elements>ttgacagctagctcagtcctaggataatgctagc</sbol:elements>
    <sbol:encoding rdf:resource="http://www.chem.qmul.ac.uk/iubmb/misc/naseq.html"/>
  </sbol:Sequence>
</rdf:RDF>
```

B.1.2 Serializing ComponentDefinition Objects

This example shows the serialization of a simple promoter [ComponentDefinition](#) and the [Sequence](#) to which it refers.

```
<?xml version="1.0" ?>
<rdf:RDF xmlns:rdf="http://www.w3.org/1999/02/22-rdf-syntax-ns#" xmlns:dcterms="http://purl.org/dc/terms/" xmlns:prov="http://www.
w3.org/ns/prov#" xmlns:sbol="http://sbols.org/v2#">
  <sbol:ComponentDefinition rdf:about="http://partsregistry.org/cd/BBa_J23119">
    <sbol:persistentIdentity rdf:resource="http://partsregistry.org/cd/BBa_J23119"/>
    <sbol:displayId>BBa_J23119</sbol:displayId>
    <prov:wasDerivedFrom rdf:resource="http://partsregistry.org/Part:BBa_J23119"/>
    <dcterms:title>J23119 promoter</dcterms:title>
    <dcterms:description>Constitutive promoter</dcterms:description>
    <sbol:type rdf:resource="http://identifiers.org/chebi/CHEBI:4705"/>
    <sbol:type rdf:resource="http://www.biopax.org/release/biopax-level3.owl#DnaRegion"/>
    <sbol:role rdf:resource="http://identifiers.org/so/SO:0000167"/>
    <sbol:role rdf:resource="http://identifiers.org/so/SO:0000613"/>
    <sbol:sequence rdf:resource="http://partsregistry.org/seq/BBa_J23119"/>
  </sbol:ComponentDefinition>
  <sbol:Sequence rdf:about="http://partsregistry.org/seq/BBa_J23119">
    <sbol:persistentIdentity rdf:resource="http://partsregistry.org/seq/BBa_J23119"/>
    <sbol:displayId>BBa_J23119</sbol:displayId>
    <prov:wasDerivedFrom rdf:resource="http://parts.igem.org/Part:BBa_J23119:Design"/>
    <sbol:elements>ttgacagctagctcagtcctaggataatgctagc</sbol:elements>
    <sbol:encoding rdf:resource="http://www.chem.qmul.ac.uk/iubmb/misc/naseq.html"/>
  </sbol:Sequence>
</rdf:RDF>
```

B.1.3 Serializing SequenceConstraint Objects

This example shows the serialization of [SequenceConstraint](#) between two [Component](#) objects in a composite promoter [ComponentDefinition](#). In the example, the promoter [ComponentDefinition](#) has two sub-[Components](#) that instantiate the [ComponentDefinition](#) objects for a core promoter region and a binding site. The [SequenceConstraint](#) specifies that the core promoter region precedes the binding site.

```
<?xml version="1.0" ?>
<rdf:RDF xmlns:rdf="http://www.w3.org/1999/02/22-rdf-syntax-ns#" xmlns:dcterms="http://purl.org/dc/terms/" xmlns:prov="http://www.
w3.org/ns/prov#" xmlns:sbol="http://sbols.org/v2#">
  <sbol:ComponentDefinition rdf:about="http://partsregistry.org/cd/BBa_K174004">
```

```

<sbol:persistentIdentity rdf:resource="http://partsregistry.org/cd/BBa_K174004"/>
<sbol:displayId>BBa_K174004</sbol:displayId>
<dcterms:title>pspac promoter</dcterms:title>
<dcterms:description>LacI repressible promoter</dcterms:description>
<sbol:type rdf:resource="http://www.biopax.org/release/biopax-level3.owl#DnaRegion"/>
<sbol:role rdf:resource="http://identifiers.org/so/SO:0000167"/>
<sbol:sequenceConstraint>
  <sbol:SequenceConstraint rdf:about="http://partsregistry.org/cd/BBa_K174004/r1">
    <sbol:persistentIdentity rdf:resource="http://partsregistry.org/cd/BBa_K174004/r1"/>
    <sbol:displayId>r1</sbol:displayId>
    <sbol:restriction rdf:resource="http://sbols.org/v2#precedes"/>
    <sbol:subject rdf:resource="http://partsregistry.org/cd/pspac"/>
    <sbol:object rdf:resource="http://partsregistry.org/cd/LacI_operator"/>
  </sbol:SequenceConstraint>
</sbol:sequenceConstraint>
</sbol:ComponentDefinition>
<sbol:ComponentDefinition rdf:about="http://partsregistry.org/cd/pspac">
  <sbol:persistentIdentity rdf:resource="http://partsregistry.org/cd/pspac"/>
  <sbol:displayId>pspac</sbol:displayId>
  <dcterms:title>constitutive promoter</dcterms:title>
  <dcterms:description>pspac core promoter region</dcterms:description>
  <sbol:type rdf:resource="http://www.biopax.org/release/biopax-level3.owl#DnaRegion"/>
  <sbol:role rdf:resource="http://identifiers.org/so/SO:0000167"/>
</sbol:ComponentDefinition>
<sbol:ComponentDefinition rdf:about="http://partsregistry.org/cd/LacI_operator">
  <sbol:persistentIdentity rdf:resource="http://partsregistry.org/cd/LacI_operator"/>
  <sbol:displayId>LacI_operator</sbol:displayId>
  <dcterms:title>LacI operator</dcterms:title>
  <dcterms:description>LacI binding site</dcterms:description>
  <sbol:type rdf:resource="http://www.biopax.org/release/biopax-level3.owl#DnaRegion"/>
  <sbol:role rdf:resource="http://identifiers.org/so/SO:0000057"/>
</sbol:ComponentDefinition>
</rdf:RDF>

```

B.1.4 Serializing Cut Location Objects

This example shows the serialization of a [Cut Location](#).

```

<?xml version="1.0" ?>
<rdf:RDF xmlns:rdf="http://www.w3.org/1999/02/22-rdf-syntax-ns#" xmlns:dcterms="http://purl.org/dc/terms/" xmlns:prov="http://www.
w3.org/ns/prov#" xmlns:sbol="http://sbols.org/v2#">
  <sbol:ComponentDefinition rdf:about="http://partsregistry.org/cd/BBa_J23119">
    <sbol:persistentIdentity rdf:resource="http://partsregistry.org/cd/BBa_J23119"/>
    <sbol:displayId>BBa_J23119</sbol:displayId>
    <prov:wasDerivedFrom rdf:resource="http://partsregistry.org/Part:BBa_J23119"/>
    <dcterms:title>J23119 promoter</dcterms:title>
    <dcterms:description>Constitutive promoter</dcterms:description>
    <sbol:type rdf:resource="http://www.biopax.org/release/biopax-level3.owl#DnaRegion"/>
    <sbol:role rdf:resource="http://identifiers.org/so/SO:0000167"/>
    <sbol:role rdf:resource="http://identifiers.org/so/SO:0000613"/>
    <sbol:sequenceAnnotation>
      <sbol:SequenceAnnotation rdf:about="http://partsregistry.org/cd/BBa_J23119/cutat10">
        <sbol:persistentIdentity rdf:resource="http://partsregistry.org/cd/BBa_J23119/cutat10"/>
        <sbol:displayId>cutat10</sbol:displayId>
        <sbol:location>
          <sbol:Cut rdf:about="http://partsregistry.org/cd/BBa_J23119/cutat10/cut1">
            <sbol:persistentIdentity rdf:resource="http://partsregistry.org/cd/BBa_J23119/cutat10/cut1"/>
            <sbol:displayId>cut1</sbol:displayId>
            <sbol:at>10</sbol:at>
            <sbol:orientation rdf:resource="http://sbols.org/v2#inline"/>
          </sbol:Cut>
        </sbol:location>
      </sbol:SequenceAnnotation>
    </sbol:sequenceAnnotation>
    <sbol:sequenceAnnotation>
      <sbol:SequenceAnnotation rdf:about="http://partsregistry.org/cd/BBa_J23119/cutat12">
        <sbol:persistentIdentity rdf:resource="http://partsregistry.org/cd/BBa_J23119/cutat12"/>

```

```

1 <sbol:displayId>cutat12</sbol:displayId>
2 <sbol:location>
3   <sbol:Cut rdf:about="http://partsregistry.org/cd/BBa_J23119/cutat12/cut2">
4     <sbol:persistentIdentity rdf:resource="http://partsregistry.org/cd/BBa_J23119/cutat12/cut2"/>
5     <sbol:displayId>cut2</sbol:displayId>
6     <sbol:at>12</sbol:at>
7     <sbol:orientation rdf:resource="http://sbols.org/v2#inline"/>
8   </sbol:Cut>
9 </sbol:location>
10 </sbol:SequenceAnnotation>
11 </sbol:sequenceAnnotation>
12 <sbol:sequence rdf:resource="http://partsregistry.org/seq/BBa_J23119"/>
13 </sbol:ComponentDefinition>
14 <sbol:Sequence rdf:about="http://partsregistry.org/seq/BBa_J23119">
15   <sbol:persistentIdentity rdf:resource="http://partsregistry.org/seq/BBa_J23119"/>
16   <sbol:displayId>BBa_J23119</sbol:displayId>
17   <prov:wasDerivedFrom rdf:resource="http://parts.igem.org/Part:BBa_J23119:Design"/>
18   <sbol:elements>ttgacagctagctcagtcctaggtataatgctagc</sbol:elements>
19   <sbol:encoding rdf:resource="http://www.chem.qmul.ac.uk/iubmb/misc/naseq.html"/>
20 </sbol:Sequence>
21 </rdf:RDF>
22

```

B.1.5 Serializing Model Objects

This example shows the serialization of a [Model](#). In this example, the [Model](#) refers to an ODE model written in SBML that can be accessed the identified source repository.

```

26 <?xml version="1.0" ?>
27 <rdf:RDF xmlns:rdf="http://www.w3.org/1999/02/22-rdf-syntax-ns#" xmlns:dcterms="http://purl.org/dc/terms/" xmlns:prov="http://www.
28   w3.org/ns/prov#" xmlns:sbol="http://sbols.org/v2#">
29   <sbol:Model rdf:about="http://www.sbolstandard.org/examples/pIKE_Toggle_1">
30     <sbol:persistentIdentity rdf:resource="http://www.sbolstandard.org/examples/pIKE_Toggle_1"/>
31     <sbol:displayId>pIKE_Toggle_1</sbol:displayId>
32     <dcterms:title>pIKE_Toggle_1 toggle switch</dcterms:title>
33     <sbol:source rdf:resource="http://virtualparts.org/part/pIKE_Toggle_1"/>
34     <sbol:language rdf:resource="http://identifiers.org/edam/format_2585"/>
35     <sbol:framework rdf:resource="http://identifiers.org/biomodels.sbo/SBO:0000062"/>
36   </sbol:Model>
37 </rdf:RDF>
38

```

B.1.6 Serializing ModuleDefinition Objects

This example shows the serialization of a simple [ModuleDefinition](#). This [ModuleDefinition](#) includes an [Interaction](#) that represents the translation of a protein.

```

43 <?xml version="1.0" ?>
44 <rdf:RDF xmlns:rdf="http://www.w3.org/1999/02/22-rdf-syntax-ns#" xmlns:dcterms="http://purl.org/dc/terms/" xmlns:prov="http://www.
45   w3.org/ns/prov#" xmlns:sbol="http://sbols.org/v2#">
46   <sbol:ModuleDefinition rdf:about="http://sbolstandard.org/example/md/GFP_expression">
47     <sbol:persistentIdentity rdf:resource="http://sbolstandard.org/example/md/GFP_expression"/>
48     <sbol:displayId>GFP_expression</sbol:displayId>
49     <sbol:functionalComponent>
50       <sbol:FunctionalComponent rdf:about="http://sbolstandard.org/example/md/GFP_expression/Constitutive_GFP">
51         <sbol:persistentIdentity rdf:resource="http://sbolstandard.org/example/md/GFP_expression/Constitutive_GFP"/>
52         <sbol:displayId>Constitutive_GFP</sbol:displayId>
53         <sbol:definition rdf:resource="http://sbolstandard.org/example/GFP_generator"/>
54         <sbol:access rdf:resource="http://sbols.org/v2#public"/>
55         <sbol:direction rdf:resource="http://sbols.org/v2#in"/>
56       </sbol:FunctionalComponent>
57     </sbol:functionalComponent>
58     <sbol:functionalComponent>
59       <sbol:FunctionalComponent rdf:about="http://sbolstandard.org/example/md/GFP_expression/GFP_protein">
60         <sbol:persistentIdentity rdf:resource="http://sbolstandard.org/example/md/GFP_expression/GFP_protein"/>
61         <sbol:displayId>GFP_protein</sbol:displayId>
62

```

```

1 <sbol:definition rdf:resource="http://sbolstandard.org/example/GFP"/>
2 <sbol:access rdf:resource="http://sbols.org/v2#public"/>
3 <sbol:direction rdf:resource="http://sbols.org/v2#out"/>
4 </sbol:FunctionalComponent>
5 </sbol:functionalComponent>
6 <sbol:interaction>
7 <sbol:Interaction rdf:about="http://sbolstandard.org/example/md/GFP_expression/express_GFP">
8 <sbol:persistentIdentity rdf:resource="http://sbolstandard.org/example/md/GFP_expression/express_GFP"/>
9 <sbol:displayId>express_GFP</sbol:displayId>
10 <sbol:type rdf:resource="Transcription"/>
11 <sbol:participation>
12 <sbol:Participation rdf:about="http://sbolstandard.org/example/md/GFP_expression/express_GFP/Protein">
13 <sbol:persistentIdentity rdf:resource="http://sbolstandard.org/example/md/GFP_expression/express_GFP/Protein"/>
14 <sbol:displayId>Protein</sbol:displayId>
15 <sbol:participant rdf:resource="http://sbolstandard.org/example/md/GFP_expression/GFP_protein"/>
16 </sbol:Participation>
17 </sbol:participation>
18 <sbol:participation>
19 <sbol:Participation rdf:about="http://sbolstandard.org/example/md/GFP_expression/express_GFP/CDS">
20 <sbol:persistentIdentity rdf:resource="http://sbolstandard.org/example/md/GFP_expression/express_GFP/CDS"/>
21 <sbol:displayId>CDS</sbol:displayId>
22 <sbol:participant rdf:resource="http://sbolstandard.org/example/md/GFP_expression/Constitutive_GFP"/>
23 </sbol:Participation>
24 </sbol:participation>
25 </sbol:Interaction>
26 </sbol:interaction>
27 </sbol:ModuleDefinition>
28 </rdf:RDF>
29 </rdf:RDF>
30

```

B.1.7 Serializing Application Specific Data Within SBOL Objects

This example shows the serialization of application-specific data from [Annotation](#) objects. A [ComponentDefinition](#) that represents a promoter is annotated with custom data on the promoter's sigma factor and how it is regulated.

```

34 <?xml version="1.0" ?>
35 <rdf:RDF xmlns:pr="http://partsregistry.org/" xmlns:rdf="http://www.w3.org/1999/02/22-rdf-syntax-ns#" xmlns:dcterms="http://purl.
36 org/dc/terms/" xmlns:prov="http://www.w3.org/ns/prov#" xmlns:sbol="http://sbols.org/v2#"
37 <sbol:ComponentDefinition rdf:about="http://partsregistry.org/cd/BBa_J23119">
38 <sbol:persistentIdentity rdf:resource="http://partsregistry.org/cd/BBa_J23119"/>
39 <sbol:displayId>BBa_J23119</sbol:displayId>
40 <pr:group>iGEM2006_Berkeley</pr:group>
41 <pr:experience rdf:resource="http://parts.igem.org/cgi/partsdb/part_info.cgi?part_name=BBa_J23119"/>
42 <pr:information>
43 <pr:Information rdf:about="http://partsregistry.org/cd/BBa_J23119/information">
44 <pr:sigmafactor>//rnap/prokaryote/ecoli/sigma70</pr:sigmafactor>
45 <pr:regulation>//regulation/constitutive</pr:regulation>
46 </pr:Information>
47 </pr:information>
48 <dcterms:title>J23119</dcterms:title>
49 <dcterms:description>Constitutive promoter</dcterms:description>
50 <sbol:type rdf:resource="http://www.biopax.org/release/biopax-level3.owl#DnaRegion"/>
51 <sbol:role rdf:resource="http://identifiers.org/so/SO:0000167"/>
52 </sbol:ComponentDefinition>
53 </rdf:RDF>
54

```

B.1.8 Serializing Application-Specific Data Outside SBOL Objects

This example shows the serialization of application-specific data from [GenericTopLevel](#) objects. Such data can be referenced by other SBOL objects via [Annotation](#) objects.

```

59 <?xml version="1.0" ?>
60 <rdf:RDF xmlns:myapp="http://www.myapp.org/" xmlns:rdf="http://www.w3.org/1999/02/22-rdf-syntax-ns#" xmlns:dcterms="http://purl.
61 org/dc/terms/" xmlns:prov="http://www.w3.org/ns/prov#" xmlns:sbol="http://sbols.org/v2#"
62

```

```

1 <sbol:ComponentDefinition rdf:about="http://www.partsregistry.org/cd/BBa_J23119">
2   <sbol:persistentIdentity rdf:resource="http://www.partsregistry.org/cd/BBa_J23119"/>
3   <sbol:displayId>BBa_J23119</sbol:displayId>
4   <prov:wasDerivedFrom rdf:resource="http://www.partsregistry.org/Part:BBa_J23119"/>
5   <myapp:datasheet rdf:resource="http://www.partsregistry.org/gen/datasheet1"/>
6   <dcterms:title>J23119</dcterms:title>
7   <dcterms:description>Constitutive promoter</dcterms:description>
8   <sbol:type rdf:resource="http://www.biopax.org/release/biopax-level3.owl#DnaRegion"/>
9   <sbol:role rdf:resource="http://identifiers.org/so/SO:0000167"/>
10 </sbol:ComponentDefinition>
11 <myapp:Datashet rdf:about="http://www.partsregistry.org/gen/datasheet1">
12   <sbol:persistentIdentity rdf:resource="http://www.partsregistry.org/gen/datasheet1"/>
13   <sbol:displayId>datasheet1</sbol:displayId>
14   <myapp:characterizationData rdf:resource="http://www.myapp.org/measurement/1"/>
15   <myapp:transcriptionRate>1</myapp:transcriptionRate>
16   <dcterms:title>Datashet 1</dcterms:title>
17 </myapp:Datashet>
18 </rdf:RDF>

```

B.1.9 Serializing Collection Objects

This example shows the serialization of a [Collection](#). This [Collection](#) represents a library of promoters.

```

22 <?xml version="1.0" ?>
23 <rdf:RDF xmlns:rdf="http://www.w3.org/1999/02/22-rdf-syntax-ns#" xmlns:dcterms="http://purl.org/dc/terms/" xmlns:prov="http://www.
24   w3.org/ns/prov#" xmlns:sbol="http://sbols.org/v2#">
25   <sbol:Collection rdf:about="http://parts.igem.org/Promoters/Catalog/Anderson">
26     <sbol:persistentIdentity rdf:resource="http://parts.igem.org/Promoters/Catalog/Anderson"/>
27     <sbol:displayId>Anderson</sbol:displayId>
28     <dcterms:title>Anderson promoters</dcterms:title>
29     <dcterms:description>The Anderson promoter collection</dcterms:description>
30     <sbol:member rdf:resource="http://partsregistry.org/Part:BBa_J23119"/>
31     <sbol:member rdf:resource="http://partsregistry.org/Part:BBa_J23118"/>
32   </sbol:Collection>
33 </rdf:RDF>
34

```

B.2 Complex Examples

B.2.1 PoPS Receiver

This example shows the serialization of the PoPS Receiver device designed by Canton and co-workers [Canton et al. \(2008\)](#). In particular, this example includes the serialization of a [ComponentDefinition](#) that composes five [Component](#) objects to define the structure of a detector for the cell-cell signaling molecule 3OC₆HSL. The five components are arranged in a sequence: first come four [Component](#) objects that together implement constitutive expression of the LuxR protein, which in turn responds to 3OC₆HSL: a constitutive promoter, 5'UTR, coding sequence for LuxR, and terminator. Finally, after these objects comes the [Component](#) object for the pLuxR promoter, which is activated in the presence of LuxR and 3OC₆HSL. Complete details of the device can be found in the cited paper and also at http://parts.igem.org/Part:BBa_F2620.

```

46 <?xml version="1.0" ?>
47 <rdf:RDF xmlns:pr="http://partsregistry.org/" xmlns:rdf="http://www.w3.org/1999/02/22-rdf-syntax-ns#" xmlns:dcterms="http://purl.
48   org/dc/terms/" xmlns:prov="http://www.w3.org/ns/prov#" xmlns:sbol="http://sbols.org/v2#">
49   <sbol:ComponentDefinition rdf:about="http://partsregistry.org/cd/BBa_F2620">
50     <sbol:persistentIdentity rdf:resource="http://partsregistry.org/cd/BBa_F2620"/>
51     <sbol:displayId>BBa_F2620</sbol:displayId>
52     <dcterms:title>BBa_F2620</dcterms:title>
53     <dcterms:description>3OC6HSL -&gt; PoPS Receiver</dcterms:description>
54     <sbol:type rdf:resource="http://www.biopax.org/release/biopax-level3.owl#DnaRegion"/>
55     <sbol:role rdf:resource="http://identifiers.org/so/SO:00001411"/>
56     <sbol:component>
57       <sbol:Component rdf:about="http://partsregistry.org/cd/BBa_F2620/pLuxR">
58         <sbol:persistentIdentity rdf:resource="http://partsregistry.org/cd/BBa_F2620/pLuxR"/>
59

```

```

<sbol:displayId>pLuxR</sbol:displayId>
<sbol:access rdf:resource="http://sbols.org/v2#public"/>
<sbol:definition rdf:resource="http://partsregistry.org/cd/BBa_R0062"/>
</sbol:Component>
</sbol:component>
<sbol:component>
<sbol:Component rdf:about="http://partsregistry.org/cd/BBa_F2620/luxR">
<sbol:persistentIdentity rdf:resource="http://partsregistry.org/cd/BBa_F2620/luxR"/>
<sbol:displayId>luxR</sbol:displayId>
<sbol:access rdf:resource="http://sbols.org/v2#public"/>
<sbol:definition rdf:resource="http://partsregistry.org/cd/BBa_C0062"/>
</sbol:Component>
</sbol:component>
<sbol:component>
<sbol:Component rdf:about="http://partsregistry.org/cd/BBa_F2620/pTetR">
<sbol:persistentIdentity rdf:resource="http://partsregistry.org/cd/BBa_F2620/pTetR"/>
<sbol:displayId>pTetR</sbol:displayId>
<sbol:access rdf:resource="http://sbols.org/v2#public"/>
<sbol:definition rdf:resource="http://partsregistry.org/cd/BBa_R0040"/>
</sbol:Component>
</sbol:component>
<sbol:component>
<sbol:Component rdf:about="http://partsregistry.org/cd/BBa_F2620/ter">
<sbol:persistentIdentity rdf:resource="http://partsregistry.org/cd/BBa_F2620/ter"/>
<sbol:displayId>ter</sbol:displayId>
<sbol:access rdf:resource="http://sbols.org/v2#public"/>
<sbol:definition rdf:resource="http://partsregistry.org/cd/BBa_B0015"/>
</sbol:Component>
</sbol:component>
<sbol:component>
<sbol:Component rdf:about="http://partsregistry.org/cd/BBa_F2620/rbs">
<sbol:persistentIdentity rdf:resource="http://partsregistry.org/cd/BBa_F2620/rbs"/>
<sbol:displayId>rbs</sbol:displayId>
<sbol:access rdf:resource="http://sbols.org/v2#public"/>
<sbol:definition rdf:resource="http://partsregistry.org/cd/BBa_B0034"/>
</sbol:Component>
</sbol:component>
<sbol:sequenceAnnotation>
<sbol:SequenceAnnotation rdf:about="http://partsregistry.org/cd/BBa_F2620/anno3">
<sbol:persistentIdentity rdf:resource="http://partsregistry.org/cd/BBa_F2620/anno3"/>
<sbol:displayId>anno3</sbol:displayId>
<sbol:location>
<sbol:Range rdf:about="http://partsregistry.org/cd/BBa_F2620/anno3/location3">
<sbol:persistentIdentity rdf:resource="http://partsregistry.org/cd/BBa_F2620/anno3/location3"/>
<sbol:displayId>location3</sbol:displayId>
<sbol:start>69</sbol:start>
<sbol:end>770</sbol:end>
<sbol:orientation rdf:resource="http://sbols.org/v2#inline"/>
</sbol:Range>
</sbol:location>
<sbol:component rdf:resource="http://partsregistry.org/cd/BBa_F2620/luxR"/>
</sbol:SequenceAnnotation>
</sbol:sequenceAnnotation>
<sbol:sequenceAnnotation>
<sbol:SequenceAnnotation rdf:about="http://partsregistry.org/cd/BBa_F2620/anno5">
<sbol:persistentIdentity rdf:resource="http://partsregistry.org/cd/BBa_F2620/anno5"/>
<sbol:displayId>anno5</sbol:displayId>
<sbol:location>
<sbol:Range rdf:about="http://partsregistry.org/cd/BBa_F2620/anno5/location5">
<sbol:persistentIdentity rdf:resource="http://partsregistry.org/cd/BBa_F2620/anno5/location5"/>
<sbol:displayId>location5</sbol:displayId>
<sbol:start>901</sbol:start>
<sbol:end>956</sbol:end>
<sbol:orientation rdf:resource="http://sbols.org/v2#inline"/>
</sbol:Range>
</sbol:location>
<sbol:component rdf:resource="http://partsregistry.org/cd/BBa_F2620/pLuxR"/>
</sbol:SequenceAnnotation>
</sbol:sequenceAnnotation>

```

```

1 <sbol:sequenceAnnotation>
2   <sbol:SequenceAnnotation rdf:about="http://partsregistry.org/cd/BBa_F2620/anno1">
3     <sbol:persistentIdentity rdf:resource="http://partsregistry.org/cd/BBa_F2620/anno1"/>
4     <sbol:displayId>anno1</sbol:displayId>
5     <sbol:location>
6       <sbol:Range rdf:about="http://partsregistry.org/cd/BBa_F2620/anno1/location1">
7         <sbol:persistentIdentity rdf:resource="http://partsregistry.org/cd/BBa_F2620/anno1/location1"/>
8         <sbol:displayId>location1</sbol:displayId>
9         <sbol:start>1</sbol:start>
10        <sbol:end>55</sbol:end>
11        <sbol:orientation rdf:resource="http://sbols.org/v2#inline"/>
12      </sbol:Range>
13    </sbol:location>
14    <sbol:component rdf:resource="http://partsregistry.org/cd/BBa_F2620/pTetR"/>
15  </sbol:SequenceAnnotation>
16 </sbol:sequenceAnnotation>
17 <sbol:sequenceAnnotation>
18   <sbol:SequenceAnnotation rdf:about="http://partsregistry.org/cd/BBa_F2620/anno4">
19     <sbol:persistentIdentity rdf:resource="http://partsregistry.org/cd/BBa_F2620/anno4"/>
20     <sbol:displayId>anno4</sbol:displayId>
21     <sbol:location>
22       <sbol:Range rdf:about="http://partsregistry.org/cd/BBa_F2620/anno4/location4">
23         <sbol:persistentIdentity rdf:resource="http://partsregistry.org/cd/BBa_F2620/anno4/location4"/>
24         <sbol:displayId>location4</sbol:displayId>
25         <sbol:start>771</sbol:start>
26         <sbol:end>900</sbol:end>
27         <sbol:orientation rdf:resource="http://sbols.org/v2#inline"/>
28       </sbol:Range>
29     </sbol:location>
30     <sbol:component rdf:resource="http://partsregistry.org/cd/BBa_F2620/ter"/>
31   </sbol:SequenceAnnotation>
32 </sbol:sequenceAnnotation>
33 <sbol:sequenceAnnotation>
34   <sbol:SequenceAnnotation rdf:about="http://partsregistry.org/cd/BBa_F2620/anno2">
35     <sbol:persistentIdentity rdf:resource="http://partsregistry.org/cd/BBa_F2620/anno2"/>
36     <sbol:displayId>anno2</sbol:displayId>
37     <sbol:location>
38       <sbol:Range rdf:about="http://partsregistry.org/cd/BBa_F2620/anno2/location2">
39         <sbol:persistentIdentity rdf:resource="http://partsregistry.org/cd/BBa_F2620/anno2/location2"/>
40         <sbol:displayId>location2</sbol:displayId>
41         <sbol:start>56</sbol:start>
42         <sbol:end>68</sbol:end>
43         <sbol:orientation rdf:resource="http://sbols.org/v2#inline"/>
44       </sbol:Range>
45     </sbol:location>
46     <sbol:component rdf:resource="http://partsregistry.org/cd/BBa_F2620/rbs"/>
47   </sbol:SequenceAnnotation>
48 </sbol:sequenceAnnotation>
49 </sbol:ComponentDefinition>
50 <sbol:ComponentDefinition rdf:about="http://partsregistry.org/cd/BBa_R0062">
51   <sbol:persistentIdentity rdf:resource="http://partsregistry.org/cd/BBa_R0062"/>
52   <sbol:displayId>BBa_R0062</sbol:displayId>
53   <dcterms:title>pLuxR</dcterms:title>
54   <dcterms:description>LuxR inducible promoter</dcterms:description>
55   <sbol:type rdf:resource="http://www.biopax.org/release/biopax-level3.owl#DnaRegion"/>
56   <sbol:role rdf:resource="http://identifiers.org/so/SO:0000167"/>
57   <sbol:sequence rdf:resource="http://partsregistry.org/seq/BBa_R0062"/>
58 </sbol:ComponentDefinition>
59 <sbol:ComponentDefinition rdf:about="http://partsregistry.org/cd/BBa_B0015">
60   <sbol:persistentIdentity rdf:resource="http://partsregistry.org/cd/BBa_B0015"/>
61   <sbol:displayId>BBa_B0015</sbol:displayId>
62   <dcterms:title>BBa_B0015</dcterms:title>
63   <dcterms:description>Double terminator</dcterms:description>
64   <sbol:type rdf:resource="http://www.biopax.org/release/biopax-level3.owl#DnaRegion"/>
65   <sbol:role rdf:resource="http://identifiers.org/so/SO:0000141"/>
66   <sbol:sequence rdf:resource="http://partsregistry.org/seq/BBa_B0015"/>
67 </sbol:ComponentDefinition>
68 <sbol:ComponentDefinition rdf:about="http://partsregistry.org/cd/BBa_C0062">
69   <sbol:persistentIdentity rdf:resource="http://partsregistry.org/cd/BBa_C0062"/>

```



```

<sbol:displayId>BBa_C0062</sbol:displayId>
<dcterms:title>luxR</dcterms:title>
<dcterms:description>luxR coding sequence</dcterms:description>
<sbol:type rdf:resource="http://www.biopax.org/release/biopax-level3.owl#DnaRegion"/>
<sbol:role rdf:resource="http://identifiers.org/so/SO:0000316"/>
<sbol:sequence rdf:resource="http://partsregistry.org/seq/BBa_C0062"/>
</sbol:ComponentDefinition>
<sbol:ComponentDefinition rdf:about="http://partsregistry.org/cd/BBa_R0040">
  <sbol:persistentIdentity rdf:resource="http://partsregistry.org/cd/BBa_R0040"/>
  <sbol:displayId>BBa_R0040</sbol:displayId>
  <dcterms:title>pTetR</dcterms:title>
  <dcterms:description>TetR repressible promoter</dcterms:description>
  <sbol:type rdf:resource="http://www.biopax.org/release/biopax-level3.owl#DnaRegion"/>
  <sbol:role rdf:resource="http://identifiers.org/so/SO:0000167"/>
  <sbol:sequence rdf:resource="http://partsregistry.org/seq/BBa_R0040"/>
</sbol:ComponentDefinition>
<sbol:ComponentDefinition rdf:about="http://partsregistry.org/cd/BBa_B0034">
  <sbol:persistentIdentity rdf:resource="http://partsregistry.org/cd/BBa_B0034"/>
  <sbol:displayId>BBa_B0034</sbol:displayId>
  <dcterms:title>BBa_B0034</dcterms:title>
  <dcterms:description>RBS based on Elowitz repressilator</dcterms:description>
  <sbol:type rdf:resource="http://www.biopax.org/release/biopax-level3.owl#DnaRegion"/>
  <sbol:role rdf:resource="http://identifiers.org/so/SO:0000139"/>
  <sbol:sequence rdf:resource="http://partsregistry.org/seq/BBa_B0034"/>
</sbol:ComponentDefinition>
<sbol:Sequence rdf:about="http://partsregistry.org/seq/BBa_B0034">
  <sbol:persistentIdentity rdf:resource="http://partsregistry.org/seq/BBa_B0034"/>
  <sbol:displayId>BBa_B0034</sbol:displayId>
  <sbol:elements>aaagaggagaaa</sbol:elements>
  <sbol:encoding rdf:resource="http://www.chem.qmul.ac.uk/iu/bmb/misc/naseq.html"/>
</sbol:Sequence>
<sbol:Sequence rdf:about="http://partsregistry.org/seq/BBa_R0040">
  <sbol:persistentIdentity rdf:resource="http://partsregistry.org/seq/BBa_R0040"/>
  <sbol:displayId>BBa_R0040</sbol:displayId>
  <sbol:elements>tcctatcagtgatagagattgacatccctatcagtgatagagatactgagcac</sbol:elements>
  <sbol:encoding rdf:resource="http://www.chem.qmul.ac.uk/iu/bmb/misc/naseq.html"/>
</sbol:Sequence>
<sbol:Sequence rdf:about="http://partsregistry.org/seq/BBa_C0062">
  <sbol:persistentIdentity rdf:resource="http://partsregistry.org/seq/BBa_C0062"/>
  <sbol:displayId>BBa_C0062</sbol:displayId>
  <sbol:elements>atgcttatctgatagactaaatggtacattgtgaatattattactcgcatcatttatcctcattcta
  tggtaaatctgatatttcaatcctagataattaccctaaaaaatggaggcaatattatgatgacgctaatttaaaaaatgat
  cctatagatatttcttaactccaatcattcaccaatattggaatatttgaacaatgctgtaaaaaaaatctccaaa
  tgaattaaagaagcgaatacatcaggtcttatcactgggttagtttccctattcatacggcgaacaatggctcggaatgctta
  gtttgcacattcagaaaagacaactatagatagttttttacatgcgtgatgaacatacatttaattgttctctccta
  gttgataatattcgaataaataatagcaataataaatacaacaacgatttaacaaaagagaaaaagaattgttagcgtgggc
  atgcgaaggaaaaagctctgggatatttcaaaaatattaggttgcagtgagcgtactgtcactttccatttaaccaatgcgcaaa
  tgaactcaatacaacaacccgctccaaagtatttcaagcaattttaaaggagcaattgattgccatactttaaataa
  taacactgatgtgctgatgatcac</sbol:elements>
  <sbol:encoding rdf:resource="http://www.chem.qmul.ac.uk/iu/bmb/misc/naseq.html"/>
</sbol:Sequence>
<sbol:Sequence rdf:about="http://partsregistry.org/seq/BBa_R0062">
  <sbol:persistentIdentity rdf:resource="http://partsregistry.org/seq/BBa_R0062"/>
  <sbol:displayId>BBa_R0062</sbol:displayId>
  <sbol:elements>acctgtaggatcgtacaggtttacgcaagaaatggttgttatagtcgaataaa</sbol:elements>
  <sbol:encoding rdf:resource="http://www.chem.qmul.ac.uk/iu/bmb/misc/naseq.html"/>
</sbol:Sequence>
<sbol:Sequence rdf:about="http://partsregistry.org/seq/BBa_B0015">
  <sbol:persistentIdentity rdf:resource="http://partsregistry.org/seq/BBa_B0015"/>
  <sbol:displayId>BBa_B0015</sbol:displayId>
  <sbol:elements>ccaggcatcaataaaacgaaaggctcagtcgaaagactggccttctgctttatctgttgttctgctg
  aacgctctctactagatgcactggctcactcctcgggtggccttctcgtttata</sbol:elements>
  <sbol:encoding rdf:resource="http://www.chem.qmul.ac.uk/iu/bmb/misc/naseq.html"/>
</sbol:Sequence>
</rdf:RDF>

```

1
2
3
4
5
6
7
8
9
10
11
12
13
14
15
16
17
18
19
20
21
22
23
24
25
26
27
28
29
30
31
32
33
34
35
36
37
38
39
40
41
42
43
44
45
46
47
48
49
50
51
52
53
54
55
56
57
58
59
60
61
62
63
64
65
66

B.2.2 Toggle Switch

This example shows the serialization of the [ComponentDefinition](#) and [ModuleDefinition](#) objects for a LacI/TetR toggle switch similar to those constructed in [Gardner et al. \(2000\)](#). This design is essentially similar to the one presented in [Section 9](#), except that it uses some alternate groupings in how the total design is built up out of smaller entities.

```

<?xml version="1.0" ?>
<rdf:RDF xmlns:rdf="http://www.w3.org/1999/02/22-rdf-syntax-ns#" xmlns:dcterms="http://purl.org/dc/terms/" xmlns:prov="http://www.
w3.org/ns/prov#" xmlns:sbol="http://sbols.org/v2#">
  <sbol:ModuleDefinition rdf:about="http://sbolstandard.org/example/toggle_switch">
    <sbol:persistentIdentity rdf:resource="http://sbolstandard.org/example/toggle_switch"/>
    <sbol:displayId>toggle_switch</sbol:displayId>
    <sbol:role rdf:resource="http://sbolstandard.org/example/module_role/toggle_switch"/>
    <sbol:functionalComponent>
      <sbol:FunctionalComponent rdf:about="http://sbolstandard.org/example/toggle_switch/TetR">
        <sbol:persistentIdentity rdf:resource="http://sbolstandard.org/example/toggle_switch/TetR"/>
        <sbol:displayId>TetR</sbol:displayId>
        <sbol:definition rdf:resource="http://identifiers.org/uniprot/Q6QR72"/>
        <sbol:access rdf:resource="http://sbols.org/v2#public"/>
        <sbol:direction rdf:resource="http://sbols.org/v2#inout"/>
      </sbol:FunctionalComponent>
    </sbol:functionalComponent>
    <sbol:functionalComponent>
      <sbol:FunctionalComponent rdf:about="http://sbolstandard.org/example/toggle_switch/LacI">
        <sbol:persistentIdentity rdf:resource="http://sbolstandard.org/example/toggle_switch/LacI"/>
        <sbol:displayId>LacI</sbol:displayId>
        <sbol:definition rdf:resource="http://identifiers.org/uniprot/P03023"/>
        <sbol:access rdf:resource="http://sbols.org/v2#public"/>
        <sbol:direction rdf:resource="http://sbols.org/v2#inout"/>
      </sbol:FunctionalComponent>
    </sbol:functionalComponent>
    <sbol:model rdf:resource="http://sbolstandard.org/example/toogleswitch"/>
    <sbol:module>
      <sbol:Module rdf:about="http://sbolstandard.org/example/toggle_switch/tetr_inverter">
        <sbol:persistentIdentity rdf:resource="http://sbolstandard.org/example/toggle_switch/tetr_inverter"/>
        <sbol:displayId>tetr_inverter</sbol:displayId>
        <sbol:definition rdf:resource="http://sbolstandard.org/example/tetr_inverter"/>
        <sbol:mapsTo>
          <sbol:MapsTo rdf:about="http://sbolstandard.org/example/toggle_switch/tetr_inverter/TetR_mapping">
            <sbol:persistentIdentity rdf:resource="http://sbolstandard.org/example/toggle_switch/tetr_inverter/TetR_mapping"/>
            <sbol:displayId>TetR_mapping</sbol:displayId>
            <sbol:refinement rdf:resource="http://sbols.org/v2#useRemote"/>
            <sbol:remote rdf:resource="http://sbolstandard.org/example/tetr_inverter/TF"/>
            <sbol:local rdf:resource="http://sbolstandard.org/example/toggle_switch/TetR"/>
          </sbol:MapsTo>
        </sbol:mapsTo>
      </sbol:Module>
    </sbol:module>
    <sbol:module>
      <sbol:Module rdf:about="http://sbolstandard.org/example/toggle_switch/laci_inverter">
        <sbol:persistentIdentity rdf:resource="http://sbolstandard.org/example/toggle_switch/laci_inverter"/>
        <sbol:displayId>laci_inverter</sbol:displayId>
        <sbol:definition rdf:resource="http://sbolstandard.org/example/laci_inverter"/>
        <sbol:mapsTo>
          <sbol:MapsTo rdf:about="http://sbolstandard.org/example/toggle_switch/laci_inverter/LacI_mapping">
            <sbol:persistentIdentity rdf:resource="http://sbolstandard.org/example/toggle_switch/laci_inverter/LacI_mapping"/>
            <sbol:displayId>LacI_mapping</sbol:displayId>
            <sbol:refinement rdf:resource="http://sbols.org/v2#useRemote"/>
            <sbol:remote rdf:resource="http://sbolstandard.org/example/laci_inverter/TF"/>
            <sbol:local rdf:resource="http://sbolstandard.org/example/toggle_switch/LacI"/>
          </sbol:MapsTo>
        </sbol:mapsTo>
      </sbol:Module>
    </sbol:module>
  </sbol:ModuleDefinition>
  <sbol:ModuleDefinition rdf:about="http://sbolstandard.org/example/laci_inverter">

```

```

1 <sbol:persistentIdentity rdf:resource="http://sbolstandard.org/example/laci_inverter"/>
2 <sbol:displayId>laci_inverter</sbol:displayId>
3 <sbol:role rdf:resource="http://parts.igem.org/cgi/partsdb/pgroup.cgi?pgroup=inverter"/>
4 <sbol:functionalComponent>
5   <sbol:FunctionalComponent rdf:about="http://sbolstandard.org/example/laci_inverter/TF">
6     <sbol:persistentIdentity rdf:resource="http://sbolstandard.org/example/laci_inverter/TF"/>
7     <sbol:displayId>TF</sbol:displayId>
8     <sbol:definition rdf:resource="http://identifiers.org/uniprot/P03023"/>
9     <sbol:access rdf:resource="http://sbols.org/v2#public"/>
10    <sbol:direction rdf:resource="http://sbols.org/v2#inout"/>
11  </sbol:FunctionalComponent>
12 </sbol:functionalComponent>
13 <sbol:functionalComponent>
14   <sbol:FunctionalComponent rdf:about="http://sbolstandard.org/example/laci_inverter/promoter">
15     <sbol:persistentIdentity rdf:resource="http://sbolstandard.org/example/laci_inverter/promoter"/>
16     <sbol:displayId>promoter</sbol:displayId>
17     <sbol:definition rdf:resource="http://www.partsregistry.org/BBa_R0010"/>
18     <sbol:access rdf:resource="http://sbols.org/v2#public"/>
19     <sbol:direction rdf:resource="http://sbols.org/v2#inout"/>
20  </sbol:FunctionalComponent>
21 </sbol:functionalComponent>
22 <sbol:interaction>
23   <sbol:Interaction rdf:about="http://sbolstandard.org/example/laci_inverter/LacI_pLacI">
24     <sbol:persistentIdentity rdf:resource="http://sbolstandard.org/example/laci_inverter/LacI_pLacI"/>
25     <sbol:displayId>LacI_pLacI</sbol:displayId>
26     <sbol:type rdf:resource="http://identifiers.org/biomodels.sbo/SBO:0000169"/>
27     <sbol:participation>
28       <sbol:Participation rdf:about="http://sbolstandard.org/example/laci_inverter/LacI_pLacI/BBa_R0010">
29         <sbol:persistentIdentity rdf:resource="http://sbolstandard.org/example/laci_inverter/LacI_pLacI/BBa_R0010"/>
30         <sbol:displayId>BBa_R0010</sbol:displayId>
31         <sbol:role rdf:resource="http://identifiers.org/biomodels.sbo/SBO:0000598"/>
32         <sbol:participant rdf:resource="http://sbolstandard.org/example/laci_inverter/promoter"/>
33       </sbol:Participation>
34     </sbol:participation>
35     <sbol:participation>
36       <sbol:Participation rdf:about="http://sbolstandard.org/example/laci_inverter/LacI_pLacI/P03023">
37         <sbol:persistentIdentity rdf:resource="http://sbolstandard.org/example/laci_inverter/LacI_pLacI/P03023"/>
38         <sbol:displayId>P03023</sbol:displayId>
39         <sbol:role rdf:resource="http://identifiers.org/biomodels.sbo/SBO:0000020"/>
40         <sbol:participant rdf:resource="http://sbolstandard.org/example/laci_inverter/TF"/>
41       </sbol:Participation>
42     </sbol:participation>
43   </sbol:Interaction>
44 </sbol:interaction>
45 </sbol:ModuleDefinition>
46 <sbol:ModuleDefinition rdf:about="http://sbolstandard.org/example/tetr_inverter">
47   <sbol:persistentIdentity rdf:resource="http://sbolstandard.org/example/tetr_inverter"/>
48   <sbol:displayId>tetr_inverter</sbol:displayId>
49   <sbol:role rdf:resource="http://parts.igem.org/cgi/partsdb/pgroup.cgi?pgroup=inverter"/>
50   <sbol:functionalComponent>
51     <sbol:FunctionalComponent rdf:about="http://sbolstandard.org/example/tetr_inverter/TF">
52       <sbol:persistentIdentity rdf:resource="http://sbolstandard.org/example/tetr_inverter/TF"/>
53       <sbol:displayId>TF</sbol:displayId>
54       <sbol:definition rdf:resource="http://identifiers.org/uniprot/Q6QR72"/>
55       <sbol:access rdf:resource="http://sbols.org/v2#public"/>
56       <sbol:direction rdf:resource="http://sbols.org/v2#inout"/>
57     </sbol:FunctionalComponent>
58   </sbol:functionalComponent>
59   <sbol:functionalComponent>
60     <sbol:FunctionalComponent rdf:about="http://sbolstandard.org/example/tetr_inverter/promoter">
61       <sbol:persistentIdentity rdf:resource="http://sbolstandard.org/example/tetr_inverter/promoter"/>
62       <sbol:displayId>promoter</sbol:displayId>
63       <sbol:definition rdf:resource="http://www.partsregistry.org/BBa_R0040"/>
64       <sbol:access rdf:resource="http://sbols.org/v2#public"/>
65       <sbol:direction rdf:resource="http://sbols.org/v2#inout"/>
66     </sbol:FunctionalComponent>
67   </sbol:functionalComponent>
68   <sbol:interaction>
69     <sbol:Interaction rdf:about="http://sbolstandard.org/example/tetr_inverter/LacI_pLacI">

```

```

1 <sbol:persistentIdentity rdf:resource="http://sbolstandard.org/example/tetr_inverter/LacI_pLacI"/>
2 <sbol:displayId>LacI_pLacI</sbol:displayId>
3 <sbol:type rdf:resource="http://identifiers.org/biomodels.sbo/SBO:0000169"/>
4 <sbol:participation>
5   <sbol:Participation rdf:about="http://sbolstandard.org/example/tetr_inverter/LacI_pLacI/Q6QR72">
6     <sbol:persistentIdentity rdf:resource="http://sbolstandard.org/example/tetr_inverter/LacI_pLacI/Q6QR72"/>
7     <sbol:displayId>Q6QR72</sbol:displayId>
8     <sbol:role rdf:resource="http://identifiers.org/biomodels.sbo/SBO:0000020"/>
9     <sbol:participant rdf:resource="http://sbolstandard.org/example/tetr_inverter/TF"/>
10   </sbol:Participation>
11 </sbol:participation>
12 <sbol:participation>
13   <sbol:Participation rdf:about="http://sbolstandard.org/example/tetr_inverter/LacI_pLacI/BBa_R0040">
14     <sbol:persistentIdentity rdf:resource="http://sbolstandard.org/example/tetr_inverter/LacI_pLacI/BBa_R0040"/>
15     <sbol:displayId>BBa_R0040</sbol:displayId>
16     <sbol:role rdf:resource="http://identifiers.org/biomodels.sbo/SBO:0000598"/>
17     <sbol:participant rdf:resource="http://sbolstandard.org/example/tetr_inverter/promoter"/>
18   </sbol:Participation>
19 </sbol:participation>
20 </sbol:Interaction>
21 </sbol:interaction>
22 </sbol:ModuleDefinition>
23 <sbol:Model rdf:about="http://sbolstandard.org/example/toogleswitch">
24   <sbol:persistentIdentity rdf:resource="http://sbolstandard.org/example/toogleswitch"/>
25   <sbol:displayId>toogleswitch</sbol:displayId>
26   <sbol:source rdf:resource="http://virtualparts.org/part/pIKE_Toggle_1"/>
27   <sbol:language rdf:resource="http://identifiers.org/edam/format_2585"/>
28   <sbol:framework rdf:resource="http://identifiers.org/biomodels.sbo/SBO:0000062"/>
29 </sbol:Model>
30 <sbol:ComponentDefinition rdf:about="http://www.virtualparts.org/part/pIKE_Toggle_1">
31   <sbol:persistentIdentity rdf:resource="http://www.virtualparts.org/part/pIKE_Toggle_1"/>
32   <sbol:displayId>pIKE_Toggle_1</sbol:displayId>
33   <dcterms:title>LacI/TetR Toggle Switch</dcterms:title>
34   <dcterms:description>LacI/TetR Toggle Switch</dcterms:description>
35   <sbol:type rdf:resource="http://www.biopax.org/release/biopax-level3.owl#DnaRegion"/>
36   <sbol:role rdf:resource="http://identifiers.org/so/SO:0000280"/>
37   <sbol:component>
38     <sbol:Component rdf:about="http://www.virtualparts.org/part/pIKE_Toggle_1/pIKERightCassette_1">
39       <sbol:persistentIdentity rdf:resource="http://www.virtualparts.org/part/pIKE_Toggle_1/pIKERightCassette_1"/>
40       <sbol:displayId>pIKERightCassette_1</sbol:displayId>
41       <sbol:access rdf:resource="http://sbols.org/v2#public"/>
42       <sbol:definition rdf:resource="http://www.virtualparts.org/part/pIKERightCassette_1"/>
43     </sbol:Component>
44   </sbol:component>
45   <sbol:component>
46     <sbol:Component rdf:about="http://www.virtualparts.org/part/pIKE_Toggle_1/pIKELeftCassette_1">
47       <sbol:persistentIdentity rdf:resource="http://www.virtualparts.org/part/pIKE_Toggle_1/pIKELeftCassette_1"/>
48       <sbol:displayId>pIKELeftCassette_1</sbol:displayId>
49       <sbol:access rdf:resource="http://sbols.org/v2#public"/>
50       <sbol:definition rdf:resource="http://www.virtualparts.org/part/pIKELeftCassette_1"/>
51     </sbol:Component>
52   </sbol:component>
53   <sbol:sequenceAnnotation>
54     <sbol:SequenceAnnotation rdf:about="http://www.virtualparts.org/part/pIKE_Toggle_1/anno2">
55       <sbol:persistentIdentity rdf:resource="http://www.virtualparts.org/part/pIKE_Toggle_1/anno2"/>
56       <sbol:displayId>anno2</sbol:displayId>
57       <sbol:location>
58         <sbol:Range rdf:about="http://www.virtualparts.org/part/pIKE_Toggle_1/anno2/location2">
59           <sbol:persistentIdentity rdf:resource="http://www.virtualparts.org/part/pIKE_Toggle_1/anno2/location2"/>
60           <sbol:displayId>location2</sbol:displayId>
61           <sbol:start>1286</sbol:start>
62           <sbol:end>2834</sbol:end>
63           <sbol:orientation rdf:resource="http://sbols.org/v2#inline"/>
64         </sbol:Range>
65       </sbol:location>
66       <sbol:component rdf:resource="http://www.virtualparts.org/part/pIKE_Toggle_1/pIKERightCassette_1"/>
67     </sbol:SequenceAnnotation>
68   </sbol:sequenceAnnotation>
69   <sbol:sequenceAnnotation>

```

```

1 <sbol:SequenceAnnotation rdf:about="http://www.virtualparts.org/part/pIKE_Toggle_1/anno1">
2 <sbol:persistentIdentity rdf:resource="http://www.virtualparts.org/part/pIKE_Toggle_1/anno1"/>
3 <sbol:displayId>anno1</sbol:displayId>
4 <sbol:location>
5 <sbol:Range rdf:about="http://www.virtualparts.org/part/pIKE_Toggle_1/anno1/location1">
6 <sbol:persistentIdentity rdf:resource="http://www.virtualparts.org/part/pIKE_Toggle_1/anno1/location1"/>
7 <sbol:displayId>location1</sbol:displayId>
8 <sbol:start>1</sbol:start>
9 <sbol:end>1285</sbol:end>
10 <sbol:orientation rdf:resource="http://sbols.org/v2#inline"/>
11 </sbol:Range>
12 </sbol:location>
13 <sbol:component rdf:resource="http://www.virtualparts.org/part/pIKE_Toggle_1/pIKELeftCassette_1"/>
14 </sbol:SequenceAnnotation>
15 </sbol:sequenceAnnotation>
16 </sbol:ComponentDefinition>
17 <sbol:ComponentDefinition rdf:about="http://www.partsregistry.org/BBa_J61130">
18 <sbol:persistentIdentity rdf:resource="http://www.partsregistry.org/BBa_J61130"/>
19 <sbol:displayId>BBa_J61130</sbol:displayId>
20 <dcterms:title>BBa_J61101 RBS</dcterms:title>
21 <dcterms:description>RBS2</dcterms:description>
22 <sbol:type rdf:resource="http://www.biopax.org/release/biopax-level3.owl#DnaRegion"/>
23 <sbol:role rdf:resource="http://identifiers.org/so/SO:0000139"/>
24 <sbol:sequence rdf:resource="http://www.virtualparts.org/part/BBa_J61130"/>
25 </sbol:ComponentDefinition>
26 <sbol:ComponentDefinition rdf:about="http://www.partsregistry.org/BBa_C0012">
27 <sbol:persistentIdentity rdf:resource="http://www.partsregistry.org/BBa_C0012"/>
28 <sbol:displayId>BBa_C0012</sbol:displayId>
29 <dcterms:title>lacI</dcterms:title>
30 <dcterms:description>lacI coding sequence</dcterms:description>
31 <sbol:type rdf:resource="http://www.biopax.org/release/biopax-level3.owl#DnaRegion"/>
32 <sbol:role rdf:resource="http://identifiers.org/so/SO:0000316"/>
33 <sbol:sequence rdf:resource="http://www.virtualparts.org/part/BBa_C0012"/>
34 </sbol:ComponentDefinition>
35 <sbol:ComponentDefinition rdf:about="http://www.partsregistry.org/ECK120033736">
36 <sbol:persistentIdentity rdf:resource="http://www.partsregistry.org/ECK120033736"/>
37 <sbol:displayId>ECK120033736</sbol:displayId>
38 <dcterms:title>ECK120033736</dcterms:title>
39 <dcterms:description>Terminator2</dcterms:description>
40 <sbol:type rdf:resource="http://www.biopax.org/release/biopax-level3.owl#DnaRegion"/>
41 <sbol:role rdf:resource="http://identifiers.org/so/SO:0000141"/>
42 <sbol:sequence rdf:resource="http://www.virtualparts.org/part/ECK120033736"/>
43 </sbol:ComponentDefinition>
44 <sbol:ComponentDefinition rdf:about="http://www.partsregistry.org/BBa_R0040">
45 <sbol:persistentIdentity rdf:resource="http://www.partsregistry.org/BBa_R0040"/>
46 <sbol:displayId>BBa_R0040</sbol:displayId>
47 <dcterms:title>pTetR</dcterms:title>
48 <dcterms:description>pTet promoter</dcterms:description>
49 <sbol:type rdf:resource="http://www.biopax.org/release/biopax-level3.owl#DnaRegion"/>
50 <sbol:role rdf:resource="http://identifiers.org/so/SO:0000167"/>
51 <sbol:sequence rdf:resource="http://www.virtualparts.org/part/BBa_R0040"/>
52 </sbol:ComponentDefinition>
53 <sbol:ComponentDefinition rdf:about="http://identifiers.org/uniprot/Q6QR72">
54 <sbol:persistentIdentity rdf:resource="http://identifiers.org/uniprot/Q6QR72"/>
55 <sbol:displayId>Q6QR72</sbol:displayId>
56 <dcterms:title>TetR</dcterms:title>
57 <dcterms:description>TetR protein</dcterms:description>
58 <sbol:type rdf:resource="http://www.biopax.org/release/biopax-level3.owl#Protein"/>
59 <sbol:role rdf:resource="http://identifiers.org/biomodels.sbo/SBO:0000020"/>
60 </sbol:ComponentDefinition>
61 <sbol:ComponentDefinition rdf:about="http://identifiers.org/uniprot/P03023">
62 <sbol:persistentIdentity rdf:resource="http://identifiers.org/uniprot/P03023"/>
63 <sbol:displayId>P03023</sbol:displayId>
64 <dcterms:title>LacI</dcterms:title>
65 <dcterms:description>LacI protein</dcterms:description>
66 <sbol:type rdf:resource="http://www.biopax.org/release/biopax-level3.owl#Protein"/>
67 <sbol:role rdf:resource="http://identifiers.org/biomodels.sbo/SBO:0000020"/>
68 </sbol:ComponentDefinition>
69 <sbol:ComponentDefinition rdf:about="http://www.partsregistry.org/BBa_J61120">

```

```

1 <sbol:persistentIdentity rdf:resource="http://www.partsregistry.org/BBa_J61120"/>
2 <sbol:displayId>BBa_J61120</sbol:displayId>
3 <dcterms:title>BBa_J61101 RBS</dcterms:title>
4 <dcterms:description>RBS2</dcterms:description>
5 <sbol:type rdf:resource="http://www.biopax.org/release/biopax-level3.owl#DnaRegion"/>
6 <sbol:role rdf:resource="http://identifiers.org/so/SO:0000139"/>
7 <sbol:sequence rdf:resource="http://www.virtualparts.org/part/BBa_J61120"/>
8 </sbol:ComponentDefinition>
9 <sbol:ComponentDefinition rdf:about="http://www.partsregistry.org/BBa_E0040">
10 <sbol:persistentIdentity rdf:resource="http://www.partsregistry.org/BBa_E0040"/>
11 <sbol:displayId>BBa_E0040</sbol:displayId>
12 <dcterms:title>gfp</dcterms:title>
13 <dcterms:description>gfp coding sequence</dcterms:description>
14 <sbol:type rdf:resource="http://www.biopax.org/release/biopax-level3.owl#DnaRegion"/>
15 <sbol:role rdf:resource="http://identifiers.org/so/SO:0000316"/>
16 <sbol:sequence rdf:resource="http://www.virtualparts.org/part/BBa_E0040"/>
17 </sbol:ComponentDefinition>
18 <sbol:ComponentDefinition rdf:about="http://www.partsregistry.org/ECK120029600">
19 <sbol:persistentIdentity rdf:resource="http://www.partsregistry.org/ECK120029600"/>
20 <sbol:displayId>ECK120029600</sbol:displayId>
21 <dcterms:title>ECK120029600</dcterms:title>
22 <dcterms:description>Terminator1</dcterms:description>
23 <sbol:type rdf:resource="http://www.biopax.org/release/biopax-level3.owl#DnaRegion"/>
24 <sbol:role rdf:resource="http://identifiers.org/so/SO:0000141"/>
25 <sbol:sequence rdf:resource="http://www.virtualparts.org/part/ECK120029600"/>
26 </sbol:ComponentDefinition>
27 <sbol:ComponentDefinition rdf:about="http://www.virtualparts.org/part/pIKELeftCassette_1">
28 <sbol:persistentIdentity rdf:resource="http://www.virtualparts.org/part/pIKELeftCassette_1"/>
29 <sbol:displayId>pIKELeftCassette_1</sbol:displayId>
30 <dcterms:title>TetR Inverter</dcterms:title>
31 <dcterms:description>TetR Inverter</dcterms:description>
32 <sbol:type rdf:resource="http://www.biopax.org/release/biopax-level3.owl#DnaRegion"/>
33 <sbol:role rdf:resource="http://identifiers.org/so/SO:0000280"/>
34 <sbol:component>
35 <sbol:Component rdf:about="http://www.virtualparts.org/part/pIKELeftCassette_1/ECK120029600">
36 <sbol:persistentIdentity rdf:resource="http://www.virtualparts.org/part/pIKELeftCassette_1/ECK120029600"/>
37 <sbol:displayId>ECK120029600</sbol:displayId>
38 <sbol:access rdf:resource="http://sbols.org/v2#public"/>
39 <sbol:definition rdf:resource="http://www.partsregistry.org/ECK120029600"/>
40 </sbol:Component>
41 </sbol:component>
42 <sbol:component>
43 <sbol:Component rdf:about="http://www.virtualparts.org/part/pIKELeftCassette_1/BBa_R0040">
44 <sbol:persistentIdentity rdf:resource="http://www.virtualparts.org/part/pIKELeftCassette_1/BBa_R0040"/>
45 <sbol:displayId>BBa_R0040</sbol:displayId>
46 <sbol:access rdf:resource="http://sbols.org/v2#public"/>
47 <sbol:definition rdf:resource="http://www.partsregistry.org/BBa_R0040"/>
48 </sbol:Component>
49 </sbol:component>
50 <sbol:component>
51 <sbol:Component rdf:about="http://www.virtualparts.org/part/pIKELeftCassette_1/BBa_C0012">
52 <sbol:persistentIdentity rdf:resource="http://www.virtualparts.org/part/pIKELeftCassette_1/BBa_C0012"/>
53 <sbol:displayId>BBa_C0012</sbol:displayId>
54 <sbol:access rdf:resource="http://sbols.org/v2#public"/>
55 <sbol:definition rdf:resource="http://www.partsregistry.org/BBa_C0012"/>
56 </sbol:Component>
57 </sbol:component>
58 <sbol:component>
59 <sbol:Component rdf:about="http://www.virtualparts.org/part/pIKELeftCassette_1/BBa_J61101">
60 <sbol:persistentIdentity rdf:resource="http://www.virtualparts.org/part/pIKELeftCassette_1/BBa_J61101"/>
61 <sbol:displayId>BBa_J61101</sbol:displayId>
62 <sbol:access rdf:resource="http://sbols.org/v2#public"/>
63 <sbol:definition rdf:resource="http://www.partsregistry.org/BBa_J61101"/>
64 </sbol:Component>
65 </sbol:component>
66 <sbol:sequenceAnnotation>
67 <sbol:SequenceAnnotation rdf:about="http://www.virtualparts.org/part/pIKELeftCassette_1/anno4">
68 <sbol:persistentIdentity rdf:resource="http://www.virtualparts.org/part/pIKELeftCassette_1/anno4"/>
69 <sbol:displayId>anno4</sbol:displayId>

```

```

1 <sbol:location>
2 <sbol:Range rdf:about="http://www.virtualparts.org/part/pIKELeftCassette_1/anno4/location4">
3 <sbol:persistentIdentity rdf:resource="http://www.virtualparts.org/part/pIKELeftCassette_1/anno4/location4"/>
4 <sbol:displayId>location4</sbol:displayId>
5 <sbol:start>1198</sbol:start>
6 <sbol:end>1288</sbol:end>
7 <sbol:orientation rdf:resource="http://sbols.org/v2#inline"/>
8 </sbol:Range>
9 </sbol:location>
10 <sbol:component rdf:resource="http://www.virtualparts.org/part/pIKELeftCassette_1/ECK120029600"/>
11 </sbol:SequenceAnnotation>
12 </sbol:sequenceAnnotation>
13 <sbol:sequenceAnnotation>
14 <sbol:SequenceAnnotation rdf:about="http://www.virtualparts.org/part/pIKELeftCassette_1/anno2">
15 <sbol:persistentIdentity rdf:resource="http://www.virtualparts.org/part/pIKELeftCassette_1/anno2"/>
16 <sbol:displayId>anno2</sbol:displayId>
17 <sbol:location>
18 <sbol:Range rdf:about="http://www.virtualparts.org/part/pIKELeftCassette_1/anno2/location2">
19 <sbol:persistentIdentity rdf:resource="http://www.virtualparts.org/part/pIKELeftCassette_1/anno2/location2"/>
20 <sbol:displayId>location2</sbol:displayId>
21 <sbol:start>56</sbol:start>
22 <sbol:end>68</sbol:end>
23 <sbol:orientation rdf:resource="http://sbols.org/v2#inline"/>
24 </sbol:Range>
25 </sbol:location>
26 <sbol:component rdf:resource="http://www.virtualparts.org/part/pIKELeftCassette_1/BBa_J61101"/>
27 </sbol:SequenceAnnotation>
28 </sbol:sequenceAnnotation>
29 <sbol:sequenceAnnotation>
30 <sbol:SequenceAnnotation rdf:about="http://www.virtualparts.org/part/pIKELeftCassette_1/anno1">
31 <sbol:persistentIdentity rdf:resource="http://www.virtualparts.org/part/pIKELeftCassette_1/anno1"/>
32 <sbol:displayId>anno1</sbol:displayId>
33 <sbol:location>
34 <sbol:Range rdf:about="http://www.virtualparts.org/part/pIKELeftCassette_1/anno1/location1">
35 <sbol:persistentIdentity rdf:resource="http://www.virtualparts.org/part/pIKELeftCassette_1/anno1/location1"/>
36 <sbol:displayId>location1</sbol:displayId>
37 <sbol:start>1</sbol:start>
38 <sbol:end>55</sbol:end>
39 <sbol:orientation rdf:resource="http://sbols.org/v2#inline"/>
40 </sbol:Range>
41 </sbol:location>
42 <sbol:component rdf:resource="http://www.virtualparts.org/part/pIKELeftCassette_1/BBa_R0040"/>
43 </sbol:SequenceAnnotation>
44 </sbol:sequenceAnnotation>
45 <sbol:sequenceAnnotation>
46 <sbol:SequenceAnnotation rdf:about="http://www.virtualparts.org/part/pIKELeftCassette_1/anno3">
47 <sbol:persistentIdentity rdf:resource="http://www.virtualparts.org/part/pIKELeftCassette_1/anno3"/>
48 <sbol:displayId>anno3</sbol:displayId>
49 <sbol:location>
50 <sbol:Range rdf:about="http://www.virtualparts.org/part/pIKELeftCassette_1/anno3/location3">
51 <sbol:persistentIdentity rdf:resource="http://www.virtualparts.org/part/pIKELeftCassette_1/anno3/location3"/>
52 <sbol:displayId>location3</sbol:displayId>
53 <sbol:start>69</sbol:start>
54 <sbol:end>1197</sbol:end>
55 <sbol:orientation rdf:resource="http://sbols.org/v2#inline"/>
56 </sbol:Range>
57 </sbol:location>
58 <sbol:component rdf:resource="http://www.virtualparts.org/part/pIKELeftCassette_1/BBa_C0012"/>
59 </sbol:SequenceAnnotation>
60 </sbol:sequenceAnnotation>
61 </sbol:ComponentDefinition>
62 <sbol:ComponentDefinition rdf:about="http://www.partsregistry.org/BBa_J61101">
63 <sbol:persistentIdentity rdf:resource="http://www.partsregistry.org/BBa_J61101"/>
64 <sbol:displayId>BBa_J61101</sbol:displayId>
65 <dcterms:title>BBa_J61101 RBS</dcterms:title>
66 <dcterms:description>RBS1</dcterms:description>
67 <sbol:type rdf:resource="http://www.biopax.org/release/biopax-level3.owl#DnaRegion"/>
68 <sbol:role rdf:resource="http://identifiers.org/so/SO:0000139"/>
69 <sbol:sequence rdf:resource="http://www.virtualparts.org/part/BBa_J61101"/>

```

```

</sbol:ComponentDefinition>
<sbol:ComponentDefinition rdf:about="http://www.partsregistry.org/BBa_R0010">
  <sbol:persistentIdentity rdf:resource="http://www.partsregistry.org/BBa_R0010"/>
  <sbol:displayId>BBa_R0010</sbol:displayId>
  <dcterms:title>pLacI</dcterms:title>
  <dcterms:description>pLacI promoter</dcterms:description>
  <sbol:type rdf:resource="http://www.biopax.org/release/biopax-level3.owl#DnaRegion"/>
  <sbol:role rdf:resource="http://identifiers.org/so/SO:0000167"/>
  <sbol:sequence rdf:resource="http://www.virtualparts.org/part/BBa_R0010"/>
</sbol:ComponentDefinition>
<sbol:ComponentDefinition rdf:about="http://identifiers.org/uniprot/P42212">
  <sbol:persistentIdentity rdf:resource="http://identifiers.org/uniprot/P42212"/>
  <sbol:displayId>P42212</sbol:displayId>
  <dcterms:title>GFP</dcterms:title>
  <dcterms:description>GFP protein</dcterms:description>
  <sbol:type rdf:resource="http://www.biopax.org/release/biopax-level3.owl#Protein"/>
  <sbol:role rdf:resource="http://identifiers.org/biomodels.sbo/SBO:0000011"/>
</sbol:ComponentDefinition>
<sbol:ComponentDefinition rdf:about="http://www.virtualparts.org/part/pIKERightCassette_1">
  <sbol:persistentIdentity rdf:resource="http://www.virtualparts.org/part/pIKERightCassette_1"/>
  <sbol:displayId>pIKERightCassette_1</sbol:displayId>
  <dcterms:title>LacI Inverter</dcterms:title>
  <dcterms:description>LacI Inverter</dcterms:description>
  <sbol:type rdf:resource="http://www.biopax.org/release/biopax-level3.owl#DnaRegion"/>
  <sbol:role rdf:resource="http://identifiers.org/so/SO:0000280"/>
  <sbol:component>
    <sbol:Component rdf:about="http://www.virtualparts.org/part/pIKERightCassette_1/BBa_R0010">
      <sbol:persistentIdentity rdf:resource="http://www.virtualparts.org/part/pIKERightCassette_1/BBa_R0010"/>
      <sbol:displayId>BBa_R0010</sbol:displayId>
      <sbol:access rdf:resource="http://sbols.org/v2#public"/>
      <sbol:definition rdf:resource="http://www.partsregistry.org/BBa_R0010"/>
    </sbol:Component>
  </sbol:component>
  <sbol:component>
    <sbol:Component rdf:about="http://www.virtualparts.org/part/pIKERightCassette_1/BBa_C0040">
      <sbol:persistentIdentity rdf:resource="http://www.virtualparts.org/part/pIKERightCassette_1/BBa_C0040"/>
      <sbol:displayId>BBa_C0040</sbol:displayId>
      <sbol:access rdf:resource="http://sbols.org/v2#public"/>
      <sbol:definition rdf:resource="http://www.partsregistry.org/BBa_C0040"/>
    </sbol:Component>
  </sbol:component>
  <sbol:component>
    <sbol:Component rdf:about="http://www.virtualparts.org/part/pIKERightCassette_1/BBa_J61130">
      <sbol:persistentIdentity rdf:resource="http://www.virtualparts.org/part/pIKERightCassette_1/BBa_J61130"/>
      <sbol:displayId>BBa_J61130</sbol:displayId>
      <sbol:access rdf:resource="http://sbols.org/v2#public"/>
      <sbol:definition rdf:resource="http://www.partsregistry.org/BBa_J61130"/>
    </sbol:Component>
  </sbol:component>
  <sbol:component>
    <sbol:Component rdf:about="http://www.virtualparts.org/part/pIKERightCassette_1/BBa_E0040">
      <sbol:persistentIdentity rdf:resource="http://www.virtualparts.org/part/pIKERightCassette_1/BBa_E0040"/>
      <sbol:displayId>BBa_E0040</sbol:displayId>
      <sbol:access rdf:resource="http://sbols.org/v2#public"/>
      <sbol:definition rdf:resource="http://www.partsregistry.org/BBa_E0040"/>
    </sbol:Component>
  </sbol:component>
  <sbol:component>
    <sbol:Component rdf:about="http://www.virtualparts.org/part/pIKERightCassette_1/ECK120033736">
      <sbol:persistentIdentity rdf:resource="http://www.virtualparts.org/part/pIKERightCassette_1/ECK120033736"/>
      <sbol:displayId>ECK120033736</sbol:displayId>
      <sbol:access rdf:resource="http://sbols.org/v2#public"/>
      <sbol:definition rdf:resource="http://www.partsregistry.org/ECK120033736"/>
    </sbol:Component>
  </sbol:component>
  <sbol:component>
    <sbol:Component rdf:about="http://www.virtualparts.org/part/pIKERightCassette_1/BBa_J61120">
      <sbol:persistentIdentity rdf:resource="http://www.virtualparts.org/part/pIKERightCassette_1/BBa_J61120"/>
      <sbol:displayId>BBa_J61120</sbol:displayId>

```



```

1   <sbol:access rdf:resource="http://sbols.org/v2#public"/>
2   <sbol:definition rdf:resource="http://www.partsregistry.org/BBa_J61120"/>
3   </sbol:Component>
4 </sbol:component>
5 <sbol:sequenceAnnotation>
6   <sbol:SequenceAnnotation rdf:about="http://www.virtualparts.org/part/pIKERightCassette_1/anno1">
7     <sbol:persistentIdentity rdf:resource="http://www.virtualparts.org/part/pIKERightCassette_1/anno1"/>
8     <sbol:displayId>anno1</sbol:displayId>
9     <sbol:location>
10      <sbol:Range rdf:about="http://www.virtualparts.org/part/pIKERightCassette_1/anno1/location1">
11        <sbol:persistentIdentity rdf:resource="http://www.virtualparts.org/part/pIKERightCassette_1/anno1/location1"/>
12        <sbol:displayId>location1</sbol:displayId>
13        <sbol:start>1</sbol:start>
14        <sbol:end>55</sbol:end>
15        <sbol:orientation rdf:resource="http://sbols.org/v2#inline"/>
16      </sbol:Range>
17    </sbol:location>
18    <sbol:component rdf:resource="http://www.virtualparts.org/part/pIKERightCassette_1/BBa_R0010"/>
19  </sbol:SequenceAnnotation>
20 </sbol:sequenceAnnotation>
21 <sbol:sequenceAnnotation>
22   <sbol:SequenceAnnotation rdf:about="http://www.virtualparts.org/part/pIKERightCassette_1/anno5">
23     <sbol:persistentIdentity rdf:resource="http://www.virtualparts.org/part/pIKERightCassette_1/anno5"/>
24     <sbol:displayId>anno5</sbol:displayId>
25     <sbol:location>
26      <sbol:Range rdf:about="http://www.virtualparts.org/part/pIKERightCassette_1/anno5/location5">
27        <sbol:persistentIdentity rdf:resource="http://www.virtualparts.org/part/pIKERightCassette_1/anno5/location5"/>
28        <sbol:displayId>location5</sbol:displayId>
29        <sbol:start>743</sbol:start>
30        <sbol:end>1463</sbol:end>
31        <sbol:orientation rdf:resource="http://sbols.org/v2#inline"/>
32      </sbol:Range>
33    </sbol:location>
34    <sbol:component rdf:resource="http://www.virtualparts.org/part/pIKERightCassette_1/BBa_E0040"/>
35  </sbol:SequenceAnnotation>
36 </sbol:sequenceAnnotation>
37 <sbol:sequenceAnnotation>
38   <sbol:SequenceAnnotation rdf:about="http://www.virtualparts.org/part/pIKERightCassette_1/anno6">
39     <sbol:persistentIdentity rdf:resource="http://www.virtualparts.org/part/pIKERightCassette_1/anno6"/>
40     <sbol:displayId>anno6</sbol:displayId>
41     <sbol:location>
42      <sbol:Range rdf:about="http://www.virtualparts.org/part/pIKERightCassette_1/anno6/location6">
43        <sbol:persistentIdentity rdf:resource="http://www.virtualparts.org/part/pIKERightCassette_1/anno6/location6"/>
44        <sbol:displayId>location6</sbol:displayId>
45        <sbol:start>1464</sbol:start>
46        <sbol:end>1554</sbol:end>
47        <sbol:orientation rdf:resource="http://sbols.org/v2#inline"/>
48      </sbol:Range>
49    </sbol:location>
50    <sbol:component rdf:resource="http://www.virtualparts.org/part/pIKERightCassette_1/ECK120033736"/>
51  </sbol:SequenceAnnotation>
52 </sbol:sequenceAnnotation>
53 <sbol:sequenceAnnotation>
54   <sbol:SequenceAnnotation rdf:about="http://www.virtualparts.org/part/pIKERightCassette_1/anno3">
55     <sbol:persistentIdentity rdf:resource="http://www.virtualparts.org/part/pIKERightCassette_1/anno3"/>
56     <sbol:displayId>anno3</sbol:displayId>
57     <sbol:location>
58      <sbol:Range rdf:about="http://www.virtualparts.org/part/pIKERightCassette_1/anno3/location3">
59        <sbol:persistentIdentity rdf:resource="http://www.virtualparts.org/part/pIKERightCassette_1/anno3/location3"/>
60        <sbol:displayId>location3</sbol:displayId>
61        <sbol:start>69</sbol:start>
62        <sbol:end>729</sbol:end>
63        <sbol:orientation rdf:resource="http://sbols.org/v2#inline"/>
64      </sbol:Range>
65    </sbol:location>
66    <sbol:component rdf:resource="http://www.virtualparts.org/part/pIKERightCassette_1/BBa_C0040"/>
67  </sbol:SequenceAnnotation>
68 </sbol:sequenceAnnotation>
69 <sbol:sequenceAnnotation>

```

```

1 <sbol:SequenceAnnotation rdf:about="http://www.virtualparts.org/part/pIKERightCassette_1/anno4">
2 <sbol:persistentIdentity rdf:resource="http://www.virtualparts.org/part/pIKERightCassette_1/anno4"/>
3 <sbol:displayId>anno4</sbol:displayId>
4 <sbol:location>
5 <sbol:Range rdf:about="http://www.virtualparts.org/part/pIKERightCassette_1/anno4/location4">
6 <sbol:persistentIdentity rdf:resource="http://www.virtualparts.org/part/pIKERightCassette_1/anno4/location4"/>
7 <sbol:displayId>location4</sbol:displayId>
8 <sbol:start>730</sbol:start>
9 <sbol:end>742</sbol:end>
10 <sbol:orientation rdf:resource="http://sbols.org/v2#inline"/>
11 </sbol:Range>
12 </sbol:location>
13 <sbol:component rdf:resource="http://www.virtualparts.org/part/pIKERightCassette_1/BBa_J61130"/>
14 </sbol:SequenceAnnotation>
15 </sbol:sequenceAnnotation>
16 <sbol:sequenceAnnotation>
17 <sbol:SequenceAnnotation rdf:about="http://www.virtualparts.org/part/pIKERightCassette_1/anno2">
18 <sbol:persistentIdentity rdf:resource="http://www.virtualparts.org/part/pIKERightCassette_1/anno2"/>
19 <sbol:displayId>anno2</sbol:displayId>
20 <sbol:location>
21 <sbol:Range rdf:about="http://www.virtualparts.org/part/pIKERightCassette_1/anno2/location2">
22 <sbol:persistentIdentity rdf:resource="http://www.virtualparts.org/part/pIKERightCassette_1/anno2/location2"/>
23 <sbol:displayId>location2</sbol:displayId>
24 <sbol:start>56</sbol:start>
25 <sbol:end>68</sbol:end>
26 <sbol:orientation rdf:resource="http://sbols.org/v2#inline"/>
27 </sbol:Range>
28 </sbol:location>
29 <sbol:component rdf:resource="http://www.virtualparts.org/part/pIKERightCassette_1/BBa_J61120"/>
30 </sbol:SequenceAnnotation>
31 </sbol:sequenceAnnotation>
32 </sbol:ComponentDefinition>
33 <sbol:ComponentDefinition rdf:about="http://www.partsregistry.org/BBa_C0040">
34 <sbol:persistentIdentity rdf:resource="http://www.partsregistry.org/BBa_C0040"/>
35 <sbol:displayId>BBa_C0040</sbol:displayId>
36 <dcterms:title>tetR</dcterms:title>
37 <dcterms:description>tetR coding sequence</dcterms:description>
38 <sbol:type rdf:resource="http://www.biopax.org/release/biopax-level3.owl#DnaRegion"/>
39 <sbol:role rdf:resource="http://identifiers.org/so/SO:0000316"/>
40 <sbol:sequence rdf:resource="http://www.virtualparts.org/part/BBa_C0040"/>
41 </sbol:ComponentDefinition>
42 <sbol:Sequence rdf:about="http://www.virtualparts.org/part/BBa_J61101">
43 <sbol:persistentIdentity rdf:resource="http://www.virtualparts.org/part/BBa_J61101"/>
44 <sbol:displayId>BBa_J61101</sbol:displayId>
45 <sbol:elements>aaagacaggacc</sbol:elements>
46 <sbol:encoding rdf:resource="http://www.chem.qmul.ac.uk/iubmb/misc/naseq.html"/>
47 </sbol:Sequence>
48 <sbol:Sequence rdf:about="http://www.virtualparts.org/part/BBa_J61120">
49 <sbol:persistentIdentity rdf:resource="http://www.virtualparts.org/part/BBa_J61120"/>
50 <sbol:displayId>BBa_J61120</sbol:displayId>
51 <sbol:elements>aaagacaggacc</sbol:elements>
52 <sbol:encoding rdf:resource="http://www.chem.qmul.ac.uk/iubmb/misc/naseq.html"/>
53 </sbol:Sequence>
54 <sbol:Sequence rdf:about="http://www.virtualparts.org/part/BBa_E0040">
55 <sbol:persistentIdentity rdf:resource="http://www.virtualparts.org/part/BBa_E0040"/>
56 <sbol:displayId>BBa_E0040</sbol:displayId>
57 <sbol:elements>atgcgtaaggagaagaactttcactggagttgtcccaattcttgttgaattagatggtgatgtaattggcgcac
58 aaatttctgtcagtgaggaggggtgaaggtgatgcaacatacggaaaaacttacccttaaatttattgactactggaaaaactacctggt
59 ccatggccaacttgtcactactttcggttatggtgttcaatgctttgagataccagatcatatgaacagcatgacttttcaag
60 agtgccatgccgaaggttatgtacaggaagaactatattttcaaatgatcgggaactacaagacacgtgctgaagtcaggttgaa
61 ggtgatcccttggtaataagatcgagttaaaggtatgattttaaagaagatggaacattctggacacaaatggaatacaactat
62 aactcacacaatgtatcatcatggcagacaaacaaagaatggaatcaaatgtaactcaaaattagacacacaactgaagatggaagc
63 gttcaactagcagaccattatcaacaaaatactccaattggcagatggcctgtcctttaccagacaaccattacctgtccacacaatct
64 gcccttcgaaaagatcccaacgaaaagagagaccacatggtcctcttctgagtttgaacagctgctgggattacacatggcatggatgaa
65 ctatacaataataa</sbol:elements>
66 <sbol:encoding rdf:resource="http://www.chem.qmul.ac.uk/iubmb/misc/naseq.html"/>
67 </sbol:Sequence>
68 <sbol:Sequence rdf:about="http://www.virtualparts.org/part/ECK120033736">
69 <sbol:persistentIdentity rdf:resource="http://www.virtualparts.org/part/ECK120033736"/>

```

```

<sbol:displayId>ECK120033736</sbol:displayId>
<sbol:elements>ttcagcaaaaaacttaagaccgccggtcttgtccactaccttgacagtaatgcggtggacaggatcgccggtttt
ctttctcttctcaa</sbol:elements>
<sbol:encoding rdf:resource="http://www.chem.qmul.ac.uk/iubmb/misc/naseq.html"/>
</sbol:Sequence>
<sbol:Sequence rdf:about="http://www.virtualparts.org/part/BBa_R0010">
<sbol:persistentIdentity rdf:resource="http://www.virtualparts.org/part/BBa_R0010"/>
<sbol:displayId>BBa_R0010</sbol:displayId>
<sbol:elements>tcctatcagtgatagagattgacatccctatcagtgatagagatactgagcac</sbol:elements>
<sbol:encoding rdf:resource="http://www.chem.qmul.ac.uk/iubmb/misc/naseq.html"/>
</sbol:Sequence>
<sbol:Sequence rdf:about="http://www.virtualparts.org/part/BBa_R0040">
<sbol:persistentIdentity rdf:resource="http://www.virtualparts.org/part/BBa_R0040"/>
<sbol:displayId>BBa_R0040</sbol:displayId>
<sbol:elements>tcctatcagtgatagagattgacatccctatcagtgatagagatactgagcac</sbol:elements>
<sbol:encoding rdf:resource="http://www.chem.qmul.ac.uk/iubmb/misc/naseq.html"/>
</sbol:Sequence>
<sbol:Sequence rdf:about="http://www.virtualparts.org/part/BBa_J61130">
<sbol:persistentIdentity rdf:resource="http://www.virtualparts.org/part/BBa_J61130"/>
<sbol:displayId>BBa_J61130</sbol:displayId>
<sbol:elements>aaagaaacgcaca</sbol:elements>
<sbol:encoding rdf:resource="http://www.chem.qmul.ac.uk/iubmb/misc/naseq.html"/>
</sbol:Sequence>
<sbol:Sequence rdf:about="http://www.virtualparts.org/part/BBa_C0040">
<sbol:persistentIdentity rdf:resource="http://www.virtualparts.org/part/BBa_C0040"/>
<sbol:displayId>BBa_C0040</sbol:displayId>
<sbol:elements>atgtccagattagataaaaagtaagtgattaacagcgcattagagctgcttaatgaggtcggaatcgaaaggtta
acaaccgtaaacctcgcagagaagctagggttagagcagcctacattgtattggcatgtaaaaaataagcgggctttgctcgcagcctta
gccattgagatgtagatagaccatactcactttgccccttagaaggggaaagctggcaagatttttactgtaataacgcataaaagt
tttagatgctttactaagtcatcgcgtaggagcaaaagtagcttaggtacacggcctacagaaaaacagtagtaaacctcgcgaaat
caattagcctttttatgccaacaaggtttttcactagagaagtcattatgcaactcagcgcgtggtgggcattttactttaggtgctga
ttggaagatcaagagcatcaagctgctaaagaagaaaggaacacactactactgatagtagccgccattattacgacaagctatcgaa
ttattgatcacaaggtgcagagcagccttcttattcggccttgaattgatcatatgaggatagaaaaacaacttaaatgtgaaagt
gggtccgctgcaaacgacgaaactacgcttttagtagcttaataa</sbol:elements>
<sbol:encoding rdf:resource="http://www.chem.qmul.ac.uk/iubmb/misc/naseq.html"/>
</sbol:Sequence>
<sbol:Sequence rdf:about="http://www.virtualparts.org/part/BBa_C0012">
<sbol:persistentIdentity rdf:resource="http://www.virtualparts.org/part/BBa_C0012"/>
<sbol:displayId>BBa_C0012</sbol:displayId>
<sbol:elements>atggtgaatgtaaacagtaacgttatacagatgctgcagagatgcccgtgtctcttatcagaccgtttcccgc
gtggtgaaccagccagccagctttctcgcgaaacgcgggaaaaagtggaagcggcagtgccggagctgaattacattccaaccgcgtg
gcacaacaactggcgggcaaacagctggtgctgattggcgttgccacctccagctgcccctgcacgcgcctgcgcaaatgtcgcggcg
atataaactcgcgcccgatcaactgggtgcccagcgtggtggtgctgtagtagaagcagcggcgtcgaagcctgtaaacggcgggtgcac
aatcttcgcgcaacgcgtcagtggtgatcatctactcgcgtggatgaccagatgcccattgctgtggaagctgctgactaat
gttccggcgttattcttgatgctctgaccagacccatcaacagtagttttctccatgaagacggtagcgcgactggcggtggag
catctggtgcattgggtcaccagcaaatcgcgctgttagcgggcccattagttctgctcggcgcgtctgctgtggtggtggcat
aaatatcactcgcgcaaatcaattcagccgatagcggaaacgggaaagcactggagtgccatgcccgttttcaacaacacctgcaatg
ctgaatgaggcatcgttcccactcgcgctggttgccaacgatcagatggcgtgggcaatgcccgcattaccgagctcgggctg
cgcgttggtgctgatatctcggtagtggtgatacagcagataccgaagacagctcatgttatatcccgcgttaaccaccatcaaacaggat
tttcgctgctggggcaaacagcgtggaccgttctgcaactctcagggccagcggtagaagggcaatcagctgttgcccgtctca
ctggtgaaagaaaaaacacctggcggccaatcagcaaacgcctctcccgcgcttgccgattcattaatgcagctggcagcagcag
gtttccgactggaaagcgggaggctgcaaacgacgaaactacgcttttagtagcttaataa</sbol:elements>
<sbol:encoding rdf:resource="http://www.chem.qmul.ac.uk/iubmb/misc/naseq.html"/>
</sbol:Sequence>
<sbol:Sequence rdf:about="http://www.virtualparts.org/part/ECK120029600">
<sbol:persistentIdentity rdf:resource="http://www.virtualparts.org/part/ECK120029600"/>
<sbol:displayId>ECK120029600</sbol:displayId>
<sbol:elements>ttcagcaaaaaacttaagaccgccggtcttgtccactaccttgacagtaatgcggtggacaggatcgccggtttt
ctttctcttctcaa</sbol:elements>
<sbol:encoding rdf:resource="http://www.chem.qmul.ac.uk/iubmb/misc/naseq.html"/>
</sbol:Sequence>
</rdf:RDF>

```

1
2
3
4
5
6
7
8
9
10
11
12
13
14
15
16
17
18
19
20
21
22
23
24
25
26
27
28
29
30
31
32
33
34
35
36
37
38
39
40
41
42
43
44
45
46
47
48
49
50
51
52
53
54
55
56
57
58
59
60
61
62