

Highly Diastereoselective [3+2] Cycloadditions between Nonracemic *p*-Tolylsulfonimines and Iminoesters: An Efficient Entry to Enantiopure Imidazolidines and Vicinal Diaminoalcohols

Alma Viso,^{*,[a]} Roberto Fernández de la Pradilla,^{*,[a]} Ana García,^[a] Carlos Guerrero-Strachan,^[a] Marta Alonso,^[a] Mariola Tortosa,^[a] Aida Flores,^[a] Martín Martínez-Ripoll,^[b] Isabel Fonseca,^[b] Isabelle André,^[b] and Ana Rodríguez^[c]

Abstract: A new procedure for the asymmetric synthesis of imidazolidines and vicinal diamines is reported. The 1,3-dipolar cycloaddition between nonracemic *p*-tolylsulfonimines and azomethine ylides generated in situ from α -iminoesters and LDA produces *N*-sulfonimidazolidines with a high degree of stereocontrol. In contrast, the presence

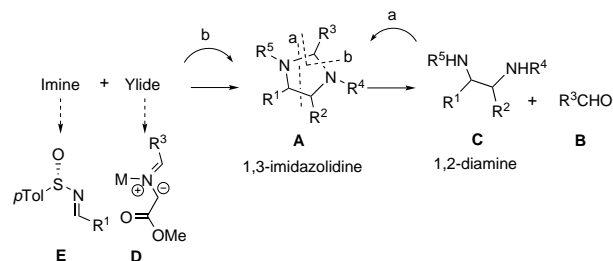
of Lewis acids promotes formation of the cycloadducts through a highly diastereoselective process with opposite stereochemistry. Subsequent transfor-

Keywords: cycloadditions • heterocycles • imidazolidines • sulfonimines • ylides

mations of the imidazolidines including oxidative, reductive, and hydrolytic processes that provide easy access to vicinal diaminoalcohols have been explored. Among these, reductive cleavage of the aminal with LiAlH₄ is an extremely efficient and general reaction for the synthesis of enantiopure *N*-sulfonyl-*N'*-benzyl diaminoalcohols.

Introduction

The 1,3-dipolar cycloaddition between alkenes and dipoles is one of the most powerful tools for the synthesis of 5-membered heterocycles.^[1] In particular, azomethine ylides which are commonly generated in situ, have proved to be versatile intermediates for the reaction with alkenes to produce pyrrolidines^[2] with high stereocontrol, and this well-established methodology allows the use of a variety of chiral auxiliaries or chiral catalysts in the synthesis of nonracemic pyrrolidines.^[1d, e, 3] In contrast, the majority of the routes towards enantiopure 1,3-imidazolidines **A** utilize the condensation of aldehydes **B** and chiral 1,2-diamines **C** and are often limited to the use of *C*₂-symmetric diamines to reduce the number of possible final diastereomers (Scheme 1,



Scheme 1. Strategies for the synthesis of enantiopure 1,3-imidazolidines.

route a). Consequently, the success of this approach relies on an efficient access to optically pure vicinal diamines.^[4] Notwithstanding the well-established synthetic usefulness of enantiopure imidazolidines,^[5] reports on dipolar cycloadditions between azomethine ylides and imines are scarce (Scheme 1, route b)^[6] and the asymmetric variant of this process had not been documented.^[7]

Chiral sulfonimines are readily available in both enantiomeric forms and have proved to be valuable intermediates for the synthesis of different nitrogen-containing targets.^[8] These compounds display excellent facial selectivity towards nucleophiles, and removal of the chiral sulfinyl auxiliary is easy.^[9] The above facts along with our interest in the development of sulfur-directed methodology prompted us to consider sulfonimines as precursors to enantiopure 1,3-imidazolidines by 1,3-dipolar cycloadditions with azomethine ylides. Thus, here we disclose a full description of the first examples of the asymmetric 1,3-dipolar cycloaddition of azomethine ylides **D**

[a] A. Viso, R. Fernández de la Pradilla, A. García, C. Guerrero-Strachan, M. Alonso, M. Tortosa, A. Flores
Instituto de Química Orgánica, CSIC
Juan de la Cierva, 3, 28006 Madrid (Spain)
Fax: (+34) 91-564-4853
E-mail: iqov379@iqog.csic.es

[b] M. Martínez-Ripoll, I. Fonseca, I. André
Departamento de Cristalografía
Instituto de Química-Física Rocasolano
CSIC, Serrano 119, 28006 Madrid (Spain)

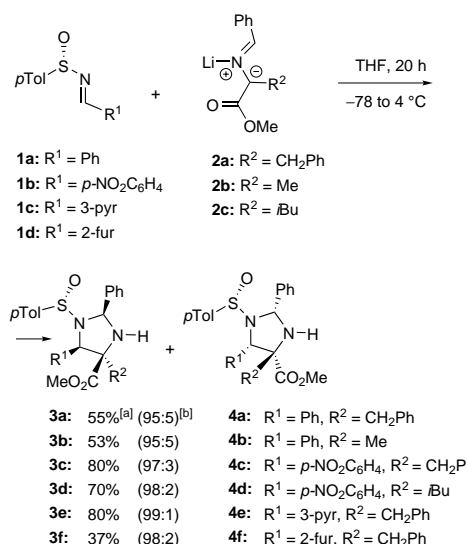
[c] A. Rodríguez
Departamento de Química Inorgánica
Universidad de Castilla-La Mancha
13071 Ciudad Real (Spain)

Supporting information for this article is available on the WWW under <http://www.chemeurj.org/> or from the author.

with enantiopure sulfinimines **E** to produce enantiopure imidazolidines **A**.^[10] In this account we will also report in full the Lewis acid mediated stepwise condensation between enolates derived from α -iminoesters and sulfinimines^[10b] as well as expedient and novel transformations of the resulting *N*-sulfinylimidazolidines **A** into enantiopure nonsymmetrical vicinal diamines **C** (Scheme 1).

Results and Discussion

1,3-Dipolar cycloadditions: To begin our study we selected sulfinimine **1a** ($R^1 = \text{Ph}$, Scheme 2) and iminoester **2a**, derived from benzaldehyde and phenylalanine methyl ester. To our dismay many of the common conditions used to generate the dipole did not lead to the desired cycloaddition ($\text{LiBr}/\text{Et}_3\text{N}/\text{CH}_3\text{CN}$, NaHMDS/THF , etc.). Instead starting material was recovered from the reaction mixtures. After considerable experimentation we found that generation of the dipole with LDA ($n\text{BuLi}$, $i\text{Pr}_2\text{NH}$),^[11] followed by addition of

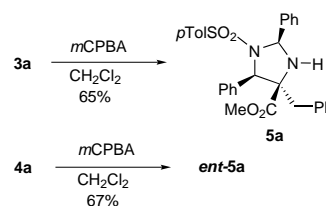


Scheme 2. 1,3-Dipolar cycloaddition between azomethine ylides and enantiopure sulfinimines. [a] Except for **3e** and **3f**, combined yields are given. [b] Ratios measured by integration of the crude ^1H NMR spectra.

Abstract in Spanish: *En este trabajo se describe un nuevo procedimiento de síntesis de imidazolidinas y diaminas vecinales que implica la cicloadición 1,3-dipolar entre p-tolilsulfiniminas no racémicas e iluros de azometino, generados in situ a partir de α -iminoésteres y LDA, y que transcurre con alto grado de estereocontrol. Por otra parte, la presencia de ácidos de Lewis promueve la formación de las imidazolidinas con estereoquímica opuesta. Se han estudiado procesos de oxidación, reducción e hidrólisis de las imidazolidinas que en algunos casos permiten el acceso a diaminoalcoholes vecinales. En este contexto, la apertura reductora del aminor con LiAlH_4 , es una reacción eficiente y general que da lugar a *N*-sulfinil-*N'*-bencildiaminoalcoholes enantiopuros.*

the sulfinimine and allowing the reaction to warm up to approximately 4°C produced just two of the eight possible 1,3-imidazolidines, **3a** and **4a**, as a 95:5 mixture along with small amounts of starting material (ca. 15%). The major isomer **3a** was isolated in 50% yield from this mixture by crystallization.^[12] Comparable behavior was found when the α -iminoester derived from alanine methyl ester was employed. Thus, 1,3-imidazolidines **3b** and **4b** were obtained in a 95:5 ratio and the major isomer was isolated in 47% yield. By placing a nitro group at the *para* position of the aromatic ring attached to the sulfinimine ($R^1 = p\text{-NO}_2\text{C}_6\text{H}_4$, **1b**), a more reactive dipolarophile was obtained which underwent complete conversion to cycloadducts **3c** and **4c** with a slight improvement in the facial selectivity (97:3). Similar behavior was observed when the dipole was generated with LDA and the α -iminoester derived from leucine methyl ester and benzaldehyde (**3d**:**4d** 98:2). We also obtained excellent diastereocontrol with the sulfinimines **1c** ($R^1 = 3\text{-pyr}$) and **1d** ($R^1 = 2\text{-furyl}$) under the reaction conditions, and 1,3-imidazolidines **3e** and **3f** were obtained as practically single isomers; however, again the more electron-deficient sulfinimine (**1c**) provided a better yield of the cycloadducts.

The structural determination of the cycloadducts was based on their spectral features. Thus, for *N*-sulfinylimidazolidines **3a–f**, the unusually upfield signals attributed to protons of the carbomethoxy groups at C4 (s, 2.97–3.27 ppm) indicated a *cis* relative arrangement to the phenyl group at C5. Further proof of the relative stereochemistry of the new chiral centers was found by D-NOE (**3a**: H2–H5 = 1.3%, CH_2Ph –H2 = 4.3%). However, the definitive proof of the facial outcome of the process was established by an X-ray diffraction analysis of **3a**.^[13] Furthermore, to confirm that **3a** and **4a** were facial isomers regarding the sulfinyl group, they were independently oxidized to *N*-sulfonylimidazolidines **5a** and *ent*-**5a** respectively with identical optical rotation but opposite sign (Scheme 3).



Scheme 3. Oxidation of *N*-sulfinylimidazolidines **3a** and **4a** with *m*CPBA.

The remarkably high stereoselectivity and the absence of any detectable open-chain intermediates in the reaction made us consider a 1,3-dipolar pathway for the process with an *endo* approach, which allows an overlap between the ester (ylide) and the aromatic group R^1 (sulfinimine), to the less hindered β face of sulfinimines **1**^[14a] on the side of the sulfur lone pair, as shown in Figure 1, to provide **3a–f** as the predominant cycloadducts. It should be pointed out that our process displayed a re-

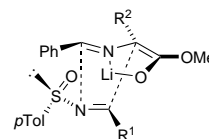


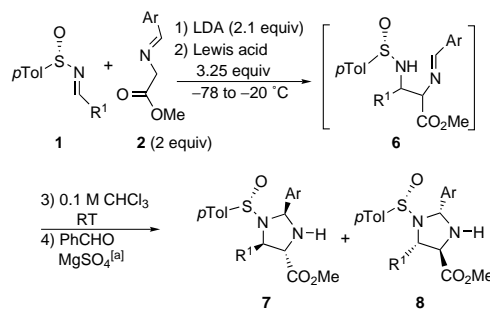
Figure 1. Stereochemical outcome of the 1,3-dipolar cycloaddition process.

markable facial selectivity opposite to that observed for most other additions of enolates to sulfinimines.^[14b–f]

Lewis acid mediated cyclizations: At this stage we focused our efforts on the extension of the scope of our methodology to other substrates and a variety of conditions were tested with benzylidene glycinate (**2d**) ($R^2 = H$) as the azomethine ylide precursor and *p*-tolylsulfinimines derived from aliphatic and aromatic aldehydes as dipolarophiles. Unfortunately, most experiments did not give the desired imidazolidines^[15] and therefore we examined the effect of Lewis acids as potential promoters of the cycloadditions.^[16] Initially, we selected $BF_3 \cdot OEt_2$, and after considerable experimentation^[17] we found that the reaction of **1a** and **2d** indeed provided a satisfactory isolated yield (85%) of an 83:17 mixture of diastereomeric imidazolidines **7a** and **8a** along with a small amount (5%) of the corresponding *N*-sulfinyldiaminoester (Table 1, entry 1). In contrast to the cycloadditions previously studied, we observed a rapid disappearance of the starting material (10 min, at $-78^\circ C$), but when the 1H NMR spectrum of the crude reaction mixture was recorded immediately after workup, the desired cycloadducts could barely be detected. However, when we recorded subsequent 1H NMR spectra of the same sample, increasing amounts of cycloadducts **7a** and **8a** and the disappearance of a number of other signals, tentatively attributed to iminoesters **6**, were observed. These observations prompted us to allow the crude mixtures to stand in 0.1M $CHCl_3$ solution and monitor the progress of the cyclization by 1H NMR spectroscopy at intervals of about 24 h. In most cases, after 2–4 d we could not detect significant changes in the composition of the mixture. These results may be rationalized in terms of a stepwise process initiated by addition of an iminoester derived enolate to the sulfinimine followed by cyclization of the open-chain intermediate **6**, presumably promoted by the presence of trace amounts of acidic species in solution.^[18] Additionally, the isolation of variable amounts of *N*-sulfinyldiaminoesters derived from **6** also supports a stepwise mechanism under these conditions.^[19]

A number of different Lewis acids were then tested leading to comparable diastereoselectivities. The generality of the reaction was then explored by using $BF_3 \cdot OEt_2$ as an acidic promoter, and the results are gathered in Table 1. The increase in facial selectivity found for glycine derivative **2e**, which has a more electron-rich imine moiety ($Ar = p-CH_3OC_6H_4$), is noteworthy. On the other hand, a decrease of facial selectivity was observed when sulfinimine **1e** was treated with iminoester **2d** ($R^1 = p-CH_3OC_6H_4$). A significant improvement in facial selectivity was accomplished when electron-poor sulfinimines (**1f**, $R^1 = p-ClC_6H_4$ and **1c**, $R^1 = 3-pyr$) were tested, while other aromatic groups (**1g**, $R^1 = p-FC_6H_4$, **1h**, $R^1 = 1-naphthyl$) behaved as **1a** ($R^1 = Ph$) in terms of facial selectivity. In addition, these reaction conditions led to excellent yields and selectivities when sulfinimines **1i–l**, which have aliphatic groups ($R^1 = CH_2CH_2Ph$, Et, *i*Pr, Me), were used as starting materials. Finally, despite the considerable generality of our methodology for the preparation of *N*-sulfinylimidazolidines, some substrates failed to give the expected products; *p*-tolylsulfinimines derived from furfural, cinnamaldehyde, and pivalaldehyde provided complex reac-

Table 1. Lewis acid mediated cyclizations between glycine iminoesters and *p*-tolylsulfinimines.



| Entry | 1 (R^1) | 2 (Ar) | Lewis acid | Ratio 7 : 8 ^[b] | Yield [%] ^[c] |
|-------|--|--|--------------------|--|--------------------------|
| 1 | 1a (Ph) | 2d (Ph) | $BF_3 \cdot Et_2O$ | 7a (83): 8a (17) | 85 |
| 2 | 1a (Ph) | 2d (Ph) | Et_2AlCl | 7a (83): 8a (17) | 43 |
| 3 | 1a (Ph) | 2d (Ph) | $Ti(OiPr)_3Cl$ | 7a (60): 8a (40) | 40 |
| 4 | 1a (Ph) | 2d (Ph) | $SnCl_4$ | 7a (70): 8a (30) | 55 |
| 5 | 1a (Ph) | 2e (<i>p</i> -MeOC ₆ H ₄) | $BF_3 \cdot Et_2O$ | 7b (87): 8b (13) | 53 |
| 6 | 1e (<i>p</i> -MeOC ₆ H ₄) | 2d (Ph) | $BF_3 \cdot Et_2O$ | 7c (76): 8c (24) | 67 |
| 7 | 1f (<i>p</i> -ClC ₆ H ₄) | 2d (Ph) | $BF_3 \cdot Et_2O$ | 7d (90): 8d (10) | 61 |
| 8 | 1g (<i>p</i> -FC ₆ H ₄) | 2d (Ph) | $BF_3 \cdot Et_2O$ | 7e (83): 8e (17) | 66 |
| 9 | 1c (3-pyr) | 2d (Ph) | $BF_3 \cdot Et_2O$ | 7f (90): 8f (10) | 60 |
| 10 | 1h (1-naphthyl) | 2d (Ph) | $BF_3 \cdot Et_2O$ | 7g (83): 8g (17) | 72 |
| 11 | 1i ($-(CH_2)_2Ph$) | 2d (Ph) | $BF_3 \cdot Et_2O$ | 7h (98): 8h (2) | 83 |
| 12 | 1j (Et) | 2d (Ph) | $BF_3 \cdot Et_2O$ | 7i (95): 8i (5) | 64 |
| 13 | 1k (<i>i</i> Pr) | 2d (Ph) | $BF_3 \cdot Et_2O$ | 7j (95): 8j (5) | 93 |
| 14 | 1l (Me) | 2d (Ph) | $BF_3 \cdot Et_2O$ | 7k (92): 8k (8) | 64 |

[a] Optionally, step 4 can accelerate (1–2 h) the cyclization with comparable ratios and yields. [b] Measured by integration of the 1H NMR spectra of the crude.

[c] Combined yields of pure imidazolidines **7** and **8**.

tion mixtures under the above conditions.^[20] Additionally, the *tert*-butylsulfinimine analog of **1a** ($R^1 = Ph$) again produced a complex reaction mixture.

The gross structure of these adducts (**7a–k**), including the relative stereochemistry around the ring, was established by detailed inspection of their spectroscopic features. The *trans* relative stereochemistry (C4–C5) was secured by the coupling constant ($J_{4,5} = 4–6$ Hz) along with the 1H NMR chemical shifts observed for the carbomethoxy group (δ , 3.75–3.82 ppm). However, these studies did not allow a conclusive stereochemical assignment relative to the chiral sulfur atom. This crucial matter was subsequently solved by an X-ray analysis of **18a**^[13] (see below), a derivative of **7a**, which established the predominant facial outcome of our enolate addition/cyclization protocol. This may be accounted for in terms of addition of the chelated iminoester enolate to the less hindered β face of sulfinimines **1**, *anti* to the *p*-tolyl group, upon activation by the Lewis acid (Figure 2). On the other hand, the *trans* stereochemistry around the C4–C5 bond may be accounted for by an open transition state with a less crowded arrangement of the substituents, although at this point we cannot rule out coordination of the sulfinyl oxygen atom with the lithium atom of the enolate.

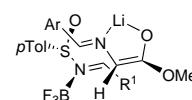
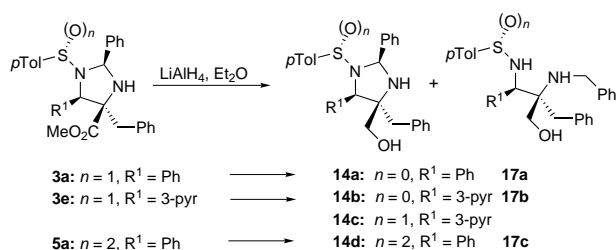


Figure 2. Stereochemical outcome of the Lewis acid mediated condensation of sulfinimines **1** and glycine-derived enolates.

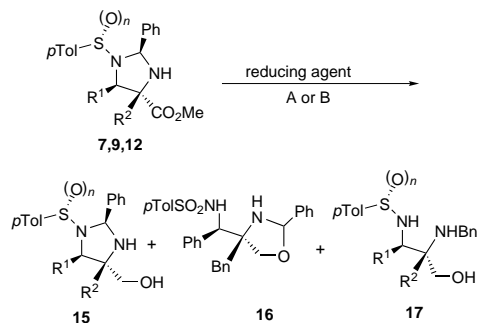


Scheme 5. Reductive transformations of 4-benzyl-*N*-sulfinyl- and 4-benzyl-*N*-sulfonylimidazolidines.

dazolidine **5a** which yielded mixtures of unreacted starting materials, hydroxymethylimidazolidines **14b–d**, and *N*-tosyl- or *N*-sulfinyl-*N*-benzyl-diaminoalcohols **17b, c**. We found these reductions to be very sluggish presumably due to the carboxylate being very hindered.

In contrast, substrate **9a**, in which the relative arrangement of R^1 and the ester is *trans*, displayed a more reproducible behavior and gave a good yield of hydroxymethylimidazolidine **15a** (Table 3). Subsequently, we found that **9c** ($R^1 = i\text{Pr}$, $R^2 = \text{Me}$) reacts with LiAlH_4 in Et_2O to give a 63% yield of **17e**; although shorter reaction times may produce the hydroxymethylimidazolidine, we cannot rule out that the bulky aliphatic isopropyl group accelerates the reductive cleavage. Finally, *N*-tosylimidazolidine **12a** provided a good yield of **17d** (63%, 0°C to RT, 2 h); however, after a short time and at low temperature (-20°C to 0°C , 10 min), **12a**

Table 3. Reductive transformations of *N*-sulfinyl- and *N*-sulfonylimidazolidines.



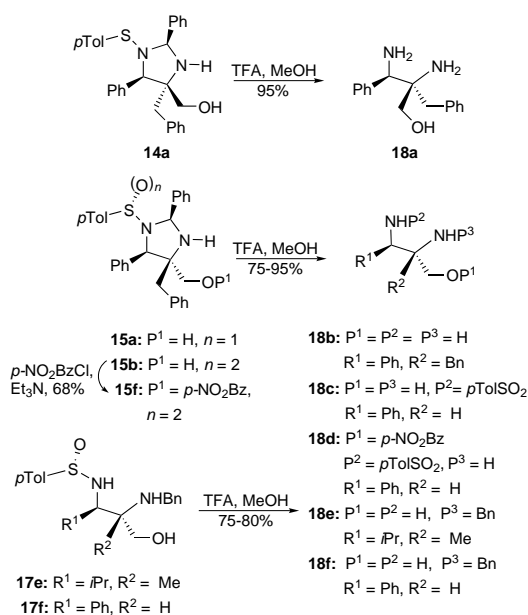
| Entry | Substrate | Method ^[a] | 15 [%] ^[b] | 17 [%] ^[b] |
|------------------|---|-----------------------|------------------------------|------------------------------|
| 1 | 9a ($n = 1, R^1 = \text{Ph}, R^2 = \text{Bn}$) | A | 15a (75) | |
| 2 | 9c ($n = 1, R^1 = i\text{Pr}, R^2 = \text{Me}$) | A ^[c] | | 17e (63) |
| 3 | 12a ($n = 2, R^1 = \text{Ph}, R^2 = \text{Bn}$) | A ^[d] | 15b (82) | 17d (67) |
| 4 | 12a ($n = 2, R^1 = \text{Ph}, R^2 = \text{Bn}$) | A | | 17d (63) |
| 5 | 7a ($n = 1, R^1 = \text{Ph}, R^2 = \text{H}$) | A | | 17f (83) |
| 6 ^[e] | 7a | B | 15c (78) | |
| 7 ^[e] | 7e ($n = 1, R^1 = p\text{-FC}_6\text{H}_4, R^2 = \text{H}$) | A | | 17g (72) |
| 8 ^[e] | 7e | B | 15d (71) | |
| 9 | 7f ($n = 1, R^1 = 3\text{-pyr}, R^2 = \text{H}$) | A | | 17h (71) |
| 10 | 7h ($n = 1, R^1 = (\text{CH}_2)_2\text{Ph}, R^2 = \text{H}$) | A | | 17i (68) |
| 11 | 7h | B | 15e (79) | |
| 12 | 7i ($n = 1, R^1 = \text{Et}, R^2 = \text{H}$) | A | | 17j (79) |
| 13 | 7j ($n = 1, R^1 = i\text{Pr}, R^2 = \text{H}$) | A | | 17k (75) |

[a] Method A: LiAlH_4 , Et_2O , 0°C to RT, 2–7 h; method B: NaBH_4 , LiI, THF, RT. [b] Yield of pure isolated compounds. [c] 15 h. [d] THF, -20 to 0°C , 10 min; reversible isomerization of **15b** to oxazolidine **16** was observed.^[24] [e] In these cases combined yields are given, since reductions were performed with mixtures **7/8**.

selectively gave hydroxymethylimidazolidine **15b**^[24] (entries 3 and 4). A definitive structural proof for this family of imidazolidines was provided by an X-ray analysis of *para*-nitrobenzoate **15a'**, which was derived from **15a** by selective esterification.

Given our previous results, we anticipated a more straightforward behavior in the reduction of *N*-sulfonylimidazolidines **7**, derived from iminoglycine **2d**, due to the ester moiety being less hindered in these compounds. Indeed, imidazolidine **7a** reacted smoothly to produce *N*-benzyl-*N*-sulfonyldiaminoalcohol **17f**. In some experiments, particularly with short reaction times, small amounts of **15c** were obtained. Similarly, other related *N*-sulfonylimidazolidines gave *N*-sulfonyldiaminoalcohols **17g–k** in good yields. The scope of this procedure is broad with regard to the nature of R^1 (aromatic for **7a, 7e**, and **7f** or aliphatic for **7h–j**). This process may be understood in terms of initial reduction of the ester functionality followed by amination cleavage via an *N*-metalated intermediate and subsequent reduction of the transient imino group thus generated. To further probe this hypothesis we surveyed a number of reducing agents in pursuit of the selective reduction of the ester while preserving the heterocyclic moiety. Thus, the use of NaBH_4/LiI gave good yields of imidazolidines **15c–e**.^[25] Subsequent treatment of **15c** with LiAlH_4 in Et_2O afforded diaminoalcohol **17f**. As mentioned before, the structural assignments of imidazolidines **7a–k** produced under Lewis acid catalysis were established by an X-ray analysis of sulfonamide **17f**.^[26]

Finally, once the ester group was removed, *N*-sulfinyl and *N*-sulfinyl hydroxymethylimidazolidines (**14a, 15a**) underwent smooth amination methanolysis along with sulfur–nitrogen bond cleavage under acidic conditions to produce diastereomeric diamines **18a** and **18b**, respectively. In contrast, *N*-sulfonylimidazolidines **15b** and **15f** (obtained by selective esterification of **15b**) underwent amination cleavage with the *p*-toluenesulfonamide group remaining unaltered (Scheme 6). It



Scheme 6. Synthesis of highly substituted vicinal diaminoalcohols under acidic conditions.

should be pointed out that, to the best of our knowledge, the substitution pattern of diamines **18a–d** is unprecedented in the literature. Additionally, treatment of *N*-sulfinyldiaminoalcohols **17e** and **17f** with TFA/MeOH resulted in smooth desulfonylation to give **18e** and **18f** in good yields.

Conclusions

In summary, we have developed two new highly diastereoselective methods for the synthesis of enantiopure *N*-sulfinylimidazolidines from *p*-tolylsulfinimines. The first method relies on a diastereoselective 1,3-dipolar cycloaddition of azomethine ylides generated from α -iminoesters and enantiopure sulfinimines, and the latter involves a highly stereocontrolled stepwise condensation of iminoester-derived enolates and sulfinimines in the presence of $\text{BF}_3 \cdot \text{OEt}_2$. In addition, we have explored the reactivity of related *N*-sulfonylimines under both conditions. Subsequently, we have successfully undertaken the study of the transformation of the resulting *N*-sulfonyl- and *N*-sulfinylimidazolidines into a variety of differentially protected vicinal diamines by using reductive and/or hydrolytic protocols. Within this context, the concurrent reduction of the ester and cleavage of the aminal to produce *N*-sulfinyl-*N'*-benzyldiaminoalcohols is particularly noteworthy.

Experimental Section

General: Reagents and solvents were handled by using standard syringe techniques. Hexane, toluene, and CH_2Cl_2 were distilled from CaH_2 , and Et_2O and THF from sodium. Et_3N and *i*-Pr₂NH were distilled from CaH_2 . $\text{BF}_3 \cdot \text{OEt}_2$ was distilled from CaH_2 just prior to use; it was collected over granular CaH_2 and argon was bubbled through for 5 min. Crude products were purified by flash chromatography on Merck 230–400 mesh silica gel (previously treated with Et_3N , 25 $\mu\text{L g}^{-1}$ silica gel) with distilled solvents (when a mixture of solvents is used, the percentage refers to the first component given). Analytical TLC was carried out on Merck (Kieselgel 60F-254) silica gel-coated plates with detection by UV light and development with iodine, acidic vanillin solution, 10% phosphomolybdic acid solution in ethanol, or 15% KMnO_4 in water containing 5% NaOH and 10% K_2CO_3 . All reagents were commercial products purchased from Aldrich, Acros, Fluka, or Merck. Organolithium reagents were titrated prior to use.^[27] Most starting materials were obtained by known procedures: **1a–n**,^[28] **1m**,^[29] and **2**.^[30] Throughout this section, the volume of solvents is reported in mL mmol^{-1} of starting material. Infrared spectra (IR) were obtained on a Perkin–Elmer 681 and on a Perkin–Elmer Spectrum One. ¹H and ¹³C NMR spectra were recorded on a Bruker AM-200 (200 MHz), Varian Gemini-200 (200 MHz), Varian INOVA-300 (300 MHz), and Varian INOVA-400 (400 MHz) with CDCl_3 as solvent and with the residual solvent signal as internal reference (CDCl_3 , 7.24 and 77.0 ppm). The following abbreviations are used to describe peak patterns when appropriate: s (singlet), d (doublet), t (triplet), q (quartet), quint (quintuplet), m (multiplet), br (broad), ap (apparent). Melting points were determined on a Reichert Kofler microscope and are uncorrected. Optical rotations were measured in CHCl_3 solution on a Perkin–Elmer 241 polarimeter at 20 °C using a sodium lamp. Low-resolution mass spectra were recorded by direct injection onto a Hewlett Packard 5973 MSD instrument using the electronic impact technique with an ionization energy of 70 eV (EI) or on a Hewlett Packard 1100 MSD instrument using the atmospheric pressure chemical ionization (APCI) or electrospray (ES) chemical ionization techniques in positive or negative modes. Elemental analyses were carried out on a Perkin–Elmer 240 C and on a Heraeus CHN-O-Rapid instruments at Instituto de Química Orgánica, CSIC (Madrid).

General procedure for the 1,3-dipolar cycloaddition of sulfinimines with azomethine ylides: A 100-mL round-bottomed flask fitted with a stirrer bar and a rubber septum was charged with anhydrous THF (5 mL mmol^{-1}) and *i*-Pr₂NH (2.1 equiv) under an atmosphere of argon. The mixture was cooled to 0 °C and *n*BuLi (2.1 equiv) was added dropwise. The reaction mixture was stirred at 0 °C for 10 min and then cooled to –78 °C and stirred for an additional 10 min. A solution of the *N*-(benzylidene)aminoester (2.0 equiv) in THF (5 mL mmol^{-1}), previously dried over 4 Å sieves, was added dropwise. The reaction mixture was stirred at –78 °C for 25 min and then a solution of the corresponding sulfinimine (1 equiv) in THF (5 mL mmol^{-1}), previously dried over 4 Å sieves, was added dropwise. The reaction vessel was sealed under argon and placed in a refrigerator (ca. 4 °C). After 20 h, the reaction was quenched with a saturated solution of NH_4Cl (4 mL mmol^{-1}), diluted with EtOAc (8 mL mmol^{-1}), and the layers were separated. The aqueous layer was extracted with EtOAc, and the combined organic extracts were washed with a saturated solution of NaCl (4 mL mmol^{-1}), dried over anhydrous Na_2SO_4 , filtered, and concentrated under reduced pressure to give a crude product, which was purified by column chromatography on silica gel using the appropriate mixture of solvents.

(–)-Methyl [(2*S*,4*R*,5*R*,*S*₃)-4-benzyl-5-*p*-nitrophenyl-2-phenyl-1-(*p*-tolylsulfinyl)-1,3-imidazolidin-4-yl]carboxylate (3c**) and methyl [(2*R*,4*S*,5*S*,*S*₃)-4-benzyl-5-*p*-nitrophenyl-2-phenyl-1-(*p*-tolylsulfinyl)-1,3-imidazolidin-4-yl]carboxylate (**4c**):** Prepared from a solution of LDA [*i*-Pr₂NH (27 μL , 21 mg, 0.21 mmol) and *n*BuLi (1.27 M, 0.16 mL, 0.21 mmol)] with a solution of methyl 2-benzyl-2-(benzylideneamino)acetate (**2a**, 53 mg, 0.20 mmol) and a solution of (*S*)-(+)-*N*-*p*-nitrobenzylidene-*p*-toluenesulfinamide (**1b**, 30 mg, 0.10 mmol) according to the general procedure (formation of cycloadduct was observed at –78 °C) (20 h) to give a 97:3 mixture of cycloadducts **3c** and **4c** (80%) and traces of sulfinimine **1b** after purification by chromatography (5–30% EtOAc/hexane). From this mixture of **3c** and **4c**, pure **3c** (36 mg, 65%) was obtained by recrystallization (30% Et_2O /hexane) as a pale yellow solid. $R_f = 0.14$ (20% EtOAc/hexane); m.p. 155–159 °C; $[\alpha]_D^{20} = -145.6$ ($c = 1.03$); ¹H NMR (300 MHz, CDCl_3): $\delta = 7.80$ (dm, $J = 9.0$ Hz, 2H; Ar-H), 7.77 (dm, $J = 8.9$ Hz, 2H; Ar-H), 7.57–7.47 (m, 3H; Ar-H), 7.25–7.16 (m, 5H; Ar-H), 7.19 (d, $J = 8.2$ Hz, 2H; Ar-H), 7.04 (d, $J = 8.1$ Hz, 2H; Ar-H), 6.85 (d, $J = 8.1$ Hz, 2H; Ar-H), 5.93 (d, $J = 10.6$ Hz, 1H; H-2), 4.88 (s, 1H; H-5), 3.44 (d, $J = 14.2$ Hz, 1H; CH_2Ph), 3.37 (d, $J = 14.2$ Hz, 1H; CH_2Ph), 3.35 (d, $J = 10.7$ Hz, 1H; NH-3), 3.03 (s, 3H; CO_2Me), 2.16 ppm (s, 3H; Me-Tol); ¹³C NMR (50 MHz, CDCl_3): $\delta = 170.2$, 147.9, 146.5, 141.8, 138.7, 137.7, 135.7, 130.1 (2C), 129.5, 129.2 (2C), 128.7 (2C), 128.6 (2C), 128.2 (2C), 127.0, 125.2 (2C), 122.3 (2C), 77.2, 75.8, 64.5, 51.8, 41.0, 21.1 ppm; IR (CHCl_3): $\tilde{\nu} = 3450$, 3030, 2930, 1740, 1600, 1520, 1450, 1350, 1260, 1210, 1090, 1070, 860, 810, 750, 700 cm^{-1} ; MS (EI): m/z (%): 356 (5), 324 (9), 292 (26), 246 (12), 208 (20), 176 (93), 139 (84), 117 (49), 91 (100), 90 (63), 65 (45); elemental analysis calcd (%) $\text{C}_{31}\text{H}_{29}\text{N}_3\text{O}_5\text{S}$ (555.65): C 67.01, H 5.26, N 7.56, S 5.77; found: C 66.99, H 5.24, N 7.55, S 5.48.

Compound **4c** (partial data): ¹H NMR (300 MHz, CDCl_3): $\delta = 5.80$ (d, $J = 10.7$ Hz, 1H; H-2), 5.08 (s, 1H; H-5), 3.14 (s, 3H; CO_2Me), 2.20 ppm (s, 3H; Me-Tol).

(–)-Methyl [(2*S*,4*R*,5*R*,*S*₃)-4-benzyl-2-phenyl-5-(3-pyridyl)-1-(*p*-tolylsulfinyl)-1,3-imidazolidin-4-yl]carboxylate (3e**):** Prepared from a solution of LDA [*i*-Pr₂NH (100 μL , 79 mg, 0.78 mmol) and *n*BuLi (1.6 M, 0.45 mL, 0.72 mmol)] with a solution of methyl 2-benzyl-2-(benzylideneamino)acetate (**2a**, 160 mg, 0.60 mmol) and a solution of (*S*)-(+)-*N*-(2-pyridylmethylidene)-*p*-toluenesulfinamide (**1c**, 73 mg, 0.30 mmol) according to the general procedure (10 h). After purification by chromatography (5–65% EtOAc/ CH_2Cl_2) this gave pure cycloadduct **3e** (122 mg, 80%) as a white solid, which was recrystallized from 25% CH_2Cl_2 /hexane. $R_f = 0.39$ (20% EtOAc/ CH_2Cl_2); m.p. 158–160 °C; $[\alpha]_D^{20} = -51.1$ ($c = 1.30$); ¹H NMR (300 MHz, CDCl_3): $\delta = 8.23$ (dd, $J = 4.9$, 1.7 Hz, 1H; Ar-H), 8.12 (d, $J = 1.8$ Hz, 1H; Ar-H), 7.80 (dm, $J = 8.5$ Hz, 2H; Ar-H), 7.57–7.47 (m, 3H; Ar-H), 7.26–7.19 (m, 8H; Ar-H), 6.91–6.86 (m, 3H; Ar-H), 5.94 (d, $J = 11.1$ Hz, 1H; H-2), 4.83 (s, 1H; H-5), 3.43 (AB system, 2H; CH_2Ph), 3.37 (d, $J = 10.7$ Hz, 1H; NH-3), 3.05 (s, 3H; CO_2Me), 2.19 ppm (s, 3H; Me-Tol); ¹³C NMR (50 MHz, CDCl_3): $\delta = 170.0$, 148.8, 147.6, 141.2, 138.2, 137.7, 135.7 (2C), 134.4, 129.9 (2C), 129.1, 128.8 (2C), 128.7 (2C), 127.8 (2C), 127.3 (2C), 126.6, 124.8 (2C), 121.8, 77.4, 75.5, 62.8, 51.4, 40.4, 20.8 ppm; IR (CHCl_3): $\tilde{\nu} = 2930$, 2860, 1730 (C=O), 1640, 1600, 1530, 1490, 1450, 1340, 1270, 1160, 1100, 1010, 1000, 720, 700, 660 cm^{-1} ; elemental analysis calcd

(%) C₃₀H₂₉N₃O₃S (511.63): C 70.43, H 5.71, N 8.21, S 6.27; found: C 70.06, H 5.54, N 8.43, S 6.38.

General procedure for the Lewis acid catalyzed condensation between iminoester enolates and *p*-tolylsulfonimines: A 100-mL round-bottomed flask fitted with a stirrer bar and a rubber septum was charged with anhydrous THF (5 mLmmol⁻¹ of sulfonimine) and *i*Pr₂NH (2.6 equiv) under an atmosphere of argon. The mixture was cooled to 0 °C and *n*BuLi (2.1 equiv) was added dropwise. The reaction mixture was stirred at 0 °C for 10 min and then cooled to -78 °C and stirred for an additional 10 min. A solution of the *N*-(benzylidene)aminoester (2.0 equiv) in THF (5 mLmmol⁻¹ of sulfonimine), previously dried over 4 Å sieves, was added dropwise. The reaction mixture was stirred at -78 °C for 25–30 min and then a solution of the corresponding sulfonimine (1 equiv) in THF (5 mLmmol⁻¹), previously dried over 4 Å sieves, was added dropwise followed by freshly distilled BF₃·OEt₂ (3.25 equiv). Upon addition of the Lewis acid, the orange reaction mixture turned pale yellow and the mixture was allowed to warm up slowly to approximately -20 °C until the starting material (15 min–3 h) disappeared. The reaction was then quenched with a 5% solution of NaHCO₃ (6 mLmmol⁻¹). When the mixture had reached about 0 °C, the layers were separated and the organic phase was washed with a saturated solution of NaCl (4 mLmmol⁻¹). The aqueous layer was extracted twice with CH₂Cl₂, and the combined organic extracts were dried over anhydrous Na₂SO₄, filtered, and concentrated under reduced pressure to give a yellow oil. This crude product mixture was dissolved in CHCl₃ (0.1M) and the ensuing cyclization was monitored by ¹H NMR spectroscopy. After 2–4 d, the mixture was purified by column chromatography on silica gel with the appropriate mixture of solvents as eluent. In an alternative procedure, 0.5 equiv of PhCHO and MgSO₄ (1.3 gmmol⁻¹) was added to the CHCl₃ solution to accelerate the cyclization. In all experiments, variable amounts of a related imidazolidine formed by dimerization of the iminoester were also obtained.

(-)-Methyl [(2*S*,4*S*,5*R*,*S*₃)-2-phenyl-5-(3-pyridyl)-1-(*p*-tolylsulfanyl)-1,3-imidazolidin-4-yl]carboxylate (7f**) and methyl [(2*R*,4*R*,5*S*,*S*₃)-2-phenyl-5-(3-pyridyl)-1-(*p*-tolylsulfanyl)-1,3-imidazolidin-4-yl]carboxylate (**8f**):** Prepared from a solution of LDA [*i*Pr₂NH (0.18 mL, 131 mg, 1.30 mmol) and *n*BuLi (1.42 M, 0.74 mL, 1.05 mmol)] with a solution of methyl 2-(benzylideneamino)acetate (**2d**, 177 mg, 1.00 mmol) and a solution of (*S*)-(+)-*N*-(3-pyridinemethylidene)-*p*-toluenesulfonamide (**1c**, 122 mg, 0.5 mmol) by adding BF₃·OEt₂ (231 mg, 0.20 mL, 1.625 mmol) according to the general procedure (3 h 30 min) to give a 90:10 mixture of cycloadducts **7f** and **8f** (126 mg, 60%) after purification by chromatography (80% CHCl₃/hexane, then 0–100% Et₂O/CHCl₃ and then 5% MeOH/Et₂O). Pure **7f** (90 mg, 40%) was obtained as a white solid from this mixture by recrystallization (Et₂O). *R*_f = 0.23 (20% EtOH/hexane); m.p. 155–158 °C; [α]_D²⁰ = -48.3 (*c* = 0.46); ¹H NMR (300 MHz, CDCl₃): δ = 8.19 (dd, 1H, *J* = 4.8, 1.7 Hz; Ar-H), 7.88 (d, 1H, *J* = 2.0 Hz; Ar-H), 7.73 (d, 2H, *J* = 7.5 Hz; Ar-H), 7.50–7.40 (m, 3H; Ar-H), 7.28 (d, 2H, *J* = 8.2 Hz; Ar-H), 6.91 (d, 3H, *J* = 8.0 Hz; Ar-H), 6.80 (dd, 2H, *J* = 7.9, 4.8 Hz; Ar-H), 6.05 (d, 1H, *J* = 5.6 Hz, H-2), 4.87 (d, 1H, *J* = 6.2 Hz; H-5), 3.80 (m, 1H; H-4), 3.76 (s, 3H; CO₂Me), 3.27 (brt, 1H, *J* = 7.7 Hz; NH-3), 2.19 ppm (s, 3H; Me-Tol); ¹³C NMR (300 MHz, CDCl₃): δ = 170.8, 148.8, 147.8, 141.6, 139.8, 138.9, 136.8, 134.3, 128.8 (2C), 127.2 (2C), 125.4 (2C), 122.5, 80.6, 68.5, 57.9, 52.6, 21.1 ppm; IR (CHCl₃): ν̄ = 3400, 3300, 1725, 1550, 1430, 1180, 1110, 1070, 1040, 740, 670 cm⁻¹; MS (APCI): *m/z* (%): 422 [*M*+H]⁺ (100), 282 (77); elemental analysis calcd (%) C₂₃H₂₃N₃O₃S (421.56): C 65.54, H 5.50, N 9.97, S 7.61; found: C 65.40, H 5.66, N 9.78, S 7.94.

Compound **8f** (partial data): *R*_f = 0.23 (20% EtOH/hexane); ¹H NMR (300 MHz, CDCl₃): δ = 5.94 (s, 1H; H-2), 5.09 (d, 1H, *J* = 7.4 Hz; H-5), 3.79 (s, 3H; CO₂Me), 2.32 ppm (s, 3H; Me-Tol).

(+)-Methyl [(2*S*,4*S*,5*R*,*S*₃)-5-methyl-2-phenyl-1-(*p*-tolylsulfanyl)-1,3-imidazolidin-4-yl]carboxylate (7k**) and methyl [(2*R*,4*R*,5*S*,*S*₃)-5-methyl-2-phenyl-1-(*p*-tolylsulfanyl)-1,3-imidazolidin-4-yl]carboxylate (**8k**):** Prepared from a solution of LDA [*i*Pr₂NH (0.64 mL, 461 mg, 4.56 mmol) and *n*BuLi (1.6 M, 2.6 mL, 4.18 mmol)] with a solution of methyl 2-(benzylideneamino)acetate (**2d**, 673 mg, 3.80 mmol) and a solution of (*S*)-(+)-*N*-ethylidene-*p*-toluenesulfonamide (**11**, 344 mg, 1.90 mmol) by adding BF₃·OEt₂ (863 mg, 0.77 mL, 6.08 mmol) according to the general procedure (10 min) to give a 92:8 mixture of cycloadducts **7k** and **8k** (441 mg, 64%) as a yellowish oil after purification by chromatography (5–25% Et₂O/CH₂Cl₂). A second careful purification by chromatography (5–20% Et₂O/CH₂Cl₂) afforded pure imidazolidine **7k** (309 mg, 45%). *R*_f = 0.37 (30% Et₂O/

CH₂Cl₂); [α]_D²⁰ = +78.5 (*c* = 1.10); ¹H NMR (300 MHz, CDCl₃): δ = 7.64–7.57 (m, 4H; Ar-H), 7.40–7.23 (m, 5H; Ar-H), 5.95 (s, 1H; H-2), 3.95 (ap quint, *J* = 5.9 Hz, 1H; H-5), 3.77 (s, 3H; CO₂Me), 3.44 (m, 1H; H-4), 2.39 (s, 3H; Me-Tol), 0.67 ppm (d, *J* = 6.6 Hz, 3H; Me); DNOE between H-2/Ar-H (7.64): 0.5%, H-4/Me: 1.9%, H-5/Me: 0.9%, H-5/Ar-H (7.61): 0.3%, Me/H-4: 0.5%, Me/H-5: 0.8%, Me/Ar-H (7.64): 0.1%; ¹³C NMR (50 MHz, CDCl₃): δ = 171.5, 141.5, 140.8, 140.6, 129.5 (2C), 128.4 (2C), 128.2, 127.0 (2C), 125.6 (2C), 81.4, 67.1, 53.2, 52.5, 21.9, 21.4 ppm; IR (CHCl₃): ν̄ = 3306, 3030, 2952, 1745, 1644, 1596, 1492, 1448, 1376, 1351, 1276, 1206, 1130, 1089, 1068, 935, 813, 758, 737, 699 cm⁻¹; MS(ES): *m/z* (%): 739 [*M*+Na]⁺ (15), 359 [*M*+H]⁺ (100); elemental analysis calcd (%) C₁₉H₂₂N₂O₃S (358.45): C 63.66, H 6.19, N 7.82, S 8.95; found: C 63.47, H 6.12, N 8.01, S 8.68.

Compound **8k** (partial data from a 92:8 mixture): *R*_f = 0.36 (30% Et₂O/CH₂Cl₂); ¹H NMR (200 MHz, CDCl₃): δ = 5.74 (s, 1H; H-2), 1.30 ppm (d, *J* = 6.6 Hz, 3H; Me).

General procedure for oxidation of sulfonamides to sulfonamides with *m*CPBA: *m*CPBA (1.5–3.0 equiv, 70%) was added at 0 °C to a solution of the sulfonamide in CH₂Cl₂ (10 mLmmol⁻¹) under an argon atmosphere. The reaction mixture was allowed to warm up slowly to room temperature and was monitored by TLC. The reaction was quenched with 1M aqueous Na₂S₂O₄ (5 mLmmol⁻¹), a saturated solution of NaHCO₃ (3 mLmmol⁻¹), and H₂O (4 mLmmol⁻¹), diluted with EtOAc (8 mLmmol⁻¹); the layers were separated, and the aqueous layer was extracted with EtOAc (3 ×, 5 mLmmol⁻¹). The organic layer was washed with a saturated solution of NaCl (4 mLmmol⁻¹), dried over MgSO₄, filtered, and concentrated under reduced pressure to give a crude product that was purified by column chromatography.

(-)-Methyl [(2*S*,4*R*,5*R*)-4-benzyl-2,5-diphenyl-1-(*p*-tolylsulfonyl)-1,3-imidazolidin-4-yl]carboxylate (5a**):** Prepared from sulfonamide **3a** (11 mg, 0.02 mmol) and *m*CPBA (8 mg, 0.046 mmol) according to the general procedure (12 h) to give sulfonamide **5a** (7 mg, 65%) after chromatography (50–100% CH₂Cl₂/hexane) as a white solid that was recrystallized from Et₂O. Similarly, oxidation of **4a** gave *ent*-**5a** (62%) with comparable optical rotation of opposite sign {[α]_D²⁰ = +31.8 (*c* = 0.49) for *ent*-**5a**]. Compound **5a**: *R*_f = 0.37 (CH₂Cl₂); m.p. 115–119 °C; [α]_D²⁰ = -31.2 (*c* = 0.46); ¹H NMR (300 MHz, CDCl₃): δ = 7.60–7.56 (m, 2H; Ar-H), 7.39–7.13 (m, 15H; Ar-H), 7.06 (d, *J* = 8.2 Hz, 2H; Ar-H), 5.77 (d, *J* = 11.6 Hz, 1H; H-2), 4.96 (s, 1H; H-5), 3.30 (d, *J* = 11.8 Hz, 1H; NH-3), 3.20 (d, *J* = 14.0 Hz, 1H; CH₂Ph), 3.05 (s, 3H; CO₂Me), 2.82 (d, *J* = 13.9 Hz, 1H; CH₂Ph), 2.31 ppm (s, 3H; Me-Tol); ¹³C NMR (50 MHz, CDCl₃): δ = 169.9, 143.6, 139.0, 137.7, 135.9, 130.1 (2C), 129.2 (2C), 128.9, 128.5 (2C), 128.0 (4C), 127.8 (2C), 127.7 (2C), 127.6 (2C), 126.9, 78.7, 75.4, 72.2, 51.7, 41.0, 21.5 ppm; IR (KBr): ν̄ = 3450, 3040, 2960, 1740, 1600, 1260, 1090, 1020, 800, 700, 660 cm⁻¹; MS (EI): *m/z* (%): 467 (3), 283 (2), 266 (32), 260 (9), 206 (21), 176 (18), 155 (36), 117 (14), 92 (18), 91 (100), 90 (42), 77 (36); elemental analysis calcd (%) C₃₁H₃₀N₂O₄S (562.57): C 70.70, H 5.74, N 5.32, S 6.09; found: C 70.39, H 5.89, N 5.40, S 5.86.

General procedure for the reaction between sulfonimidazolidines and LiAlH₄: A round-bottomed flask was charged with anhydrous Et₂O or THF (6 mLmmol⁻¹ of imidazolidine) and LiAlH₄ (3–9 equiv). After 10 min, the resulting suspension was cooled to 0 °C and a solution of the corresponding imidazolidine in anhydrous Et₂O or THF (4 mLmmol⁻¹) was added dropwise and the reaction mixture was stirred at room temperature and monitored by TLC. When the reaction had reached completion (2–18 h), the mixture was quenched with a saturated NaHCO₃ solution (4 mLmmol⁻¹), H₂O (4 mLmmol⁻¹), and diluted with CH₂Cl₂ (8 mLmmol⁻¹). The resulting suspension was filtered through Celite, the residue was thoroughly washed with CH₂Cl₂, and the layers were separated. The aqueous layer was extracted with CH₂Cl₂ (3 times, 8 mLmmol⁻¹). The combined organic extracts were washed with a saturated NaCl solution (4 mLmmol⁻¹), dried over anhydrous Na₂SO₄, filtered, and concentrated under reduced pressure to give a crude product, which was purified by column chromatography on silica gel.

(-)-[(2*S*,4*S*,5*R*,*S*₃)-4-Benzyl-2,5-diphenyl-1-(*p*-tolylsulfanyl)-1,3-imidazolidin-4-yl]methanol (15a**):** Prepared from a suspension of LiAlH₄ (3 equiv, 12 mg, 0.31 mmol) in Et₂O and sulfonamide **9a** (53 mg, 0.10 mmol) with further additions of LiAlH₄ (3 equiv) after 3 h and (3 equiv) after 12 h at room temperature according to the general procedure (16 h) to give hydroxymethylsulfonamide **15a** (37.5 mg, 75%) as a colorless oil after

chromatography (15–100% EtOAc/hexane). R_f = 0.31 (50% EtOAc/hexane); $[\alpha]_D^{20}$ = -95.4 (c = 1.42); $^1\text{H NMR}$ (300 MHz, CDCl_3): δ = 7.78 (d, J = 6.9 Hz, 2H; Ar-H), 7.54–7.45 (m, 3H; Ar-H), 7.24–7.20 (m, 2H; Ar-H), 7.13–7.10 (m, 4H; Ar-H), 7.09–6.99 (brs, 3H; Ar-H), 6.93–6.90 (m, 3H; Ar-H), 6.82 (d, J = 8.1 Hz, 2H; Ar-H), 5.80 (s, 1H; H-2), 4.78 (s, 1H; H-5), 3.75 (d, J = 11.1 Hz, 1H; CH_2OH), 3.60 (d, J = 11.1 Hz, 1H; CH_2OH), 2.44 (d, J = 13.9 Hz, 1H; CH_2Ph), 2.17 (s, 3H; Me-Tol), 2.06 (d, J = 13.9 Hz, 1H; $\text{CH}_2\text{-Ph}$), 1.70–1.50 ppm (br, 2H; NH, OH); $^{13}\text{C NMR}$ (50 MHz, CDCl_3): δ = 140.9, 140.8, 139.7, 138.8, 136.8, 130.1 (2C), 128.9 (4C), 128.6 (2C), 128.3, 128.0 (2C), 127.4 (4C), 126.4 (2C), 125.4 (2C), 77.2, 68.6, 62.8, 62.1, 40.1, 21.1 ppm; IR (CCl₄): $\tilde{\nu}$ = 3400, 3060, 3030, 2930, 1490, 1450, 1090, 1050, 700, 605 cm^{-1} ; MS (EI): m/z (%): 352 (2), 311 (7), 260 (6), 223 (9), 194 (9), 168 (16), 141 (17), 139 (26), 115 (27), 91 (100), 77 (35), 65 (17), 6 (14); elemental analysis calcd (%) $\text{C}_{30}\text{H}_{20}\text{N}_2\text{O}_2\text{S}$ (482.64): C 74.66, H 6.27, N 5.80, S 6.64; found: C 74.95, H 6.54, N 5.55, S 6.48.

(-)-(2S,3R,S₃)-2-(Benzylamino)-5-phenyl-3-(*p*-tolylsulfinylamino)pentan-1-ol (17i): Prepared from a suspension of LiAlH_4 (149 mg, 3.66 mmol) in Et_2O and **7h** (1327 mg, 3.16 mmol) according to the general procedure (4 h 30 min). Purification by chromatography (0–5% MeOH/ CH_2Cl_2) afforded diaminoalcohol **17i** (274 mg, 0.62 mmol, 68%) as a colorless oil. R_f = 0.30 (5% MeOH/ CH_2Cl_2); $[\alpha]_D^{20}$ = -117.5 (c = 1.60); $^1\text{H NMR}$ (300 MHz, CDCl_3): δ = 7.54 (d, J = 8.2 Hz, 2H; Ar-H), 7.34–7.22 (m, 7H; Ar-H), 7.21–7.08 (m, 3H; Ar-H), 6.78 (d, J = 8.2 Hz, 2H; Ar-H), 5.03 (d, J = 8.3 Hz, 1H; S-NH), 3.85 (d, J = 13.1 Hz, 1H; N- CH_2Ph), 3.70 (d, J = 13.1 Hz, 1H; N- CH_2Ph), 3.64 (dd, J = 11.6, 4.4 Hz, 1H; H-1), 3.56 (dd, J = 11.6, 7.3 Hz, 1H; H-1), 3.30 (m, 1H; H-3), 2.72 (ddd, J = 7.1, 4.4, 2.6 Hz, 1H; H-2), 2.41 (s, 3H; Me-Tol), 2.18–2.01 (m, 2H; $\text{CH}_2\text{-S}$), 1.72–1.59 (m, 1H; H-4), 1.44–1.34 ppm (m, 1H; H-4); $^{13}\text{C NMR}$ (50 MHz, CDCl_3): δ = 141.5, 141.3, 140.2, 140.1, 129.5 (2C), 128.5 (2C), 128.3 (2C), 128.2 (2C), 128.0 (2C), 127.3, 125.9 (2C), 125.7, 61.6, 58.9, 52.9, 51.3, 35.8, 32.0, 21.3 ppm; IR (film): $\tilde{\nu}$ = 3317, 3060, 3026, 2925, 1601, 1494, 1453, 1086, 1046, 812, 747, 699 cm^{-1} ; MS (ES): m/z (%): 423 $[\text{M}+\text{H}]^+$ (100); elemental analysis calcd (%) $\text{C}_{25}\text{H}_{30}\text{N}_2\text{O}_2\text{S}$ (422.585): C 71.06, H 7.16, N 6.63, S 7.59; found: C 70.89, H 7.34, N 6.46, S 7.33.

General procedure for the reaction between sulfinylimidazolidines and NaBH_4/LiI : A round-bottomed flask was charged with anhydrous THF (2 mL mmol⁻¹ of imidazolidine) and LiI (2–3 equiv) was added, followed by NaBH_4 (2–3 equiv). The resulting suspension was cooled to 0 °C and a solution of the corresponding imidazolidine in anhydrous THF (6 mL mmol⁻¹) was added dropwise, and the reaction mixture was stirred at 0 °C (30 min) and then at room temperature and monitored by TLC. When the reaction had reached completion (2–3 h), the mixture was quenched with a 5% NaHCO_3 solution (2 mL mmol⁻¹) and diluted with CH_2Cl_2 (8 mL mmol⁻¹) and the layers were separated. The aqueous layer was extracted with CH_2Cl_2 (3 times, 8 mL mmol⁻¹). The combined organic extracts were washed with a saturated NaCl solution (4 mL mmol⁻¹), dried over anhydrous Na_2SO_4 , filtered, and concentrated under reduced pressure to give a crude product, which was purified by column chromatography on silica gel.

(±)-[(2S,4S,5R,S₃)-2-Phenyl-5-(2-phenylethyl)-1-(*p*-tolylsulfinyl)-1,3-imidazolidin-4-yl]methanol (15e): Prepared from LiI (120 mg, 0.90 mmol) in THF, with NaBH_4 (35 mg, 0.90 mmol) and **7h** (135 mg, 0.30 mmol) according to the general procedure (3 h). Alcohol **15e** (100 mg, 79%) was obtained after chromatography ($\text{Et}_2\text{O}/\text{EtOH}$ 40:1) as a white solid that was recrystallized from $\text{Et}_2\text{O}/\text{CH}_2\text{Cl}_2$. R_f = 0.24 (40:1 $\text{CH}_2\text{Cl}_2/\text{EtOH}$); m.p. 136–139 °C; $^1\text{H NMR}$ (300 MHz, CDCl_3): δ = 7.57–7.54 (m, 2H; Ar-H), 7.50 (d, J = 8.3 Hz, 2H; Ar-H), 7.43–7.34 (m, 3H; Ar-H), 7.27 (d, J = 8.3 Hz, 2H; Ar-H), 7.16–7.12 (m, 2H; Ar-H), 6.71 (dd, J = 7.8, 1.7 Hz, 2H; Ar-H), 5.75 (s, 1H; H-2), 3.79–3.64 (m, 3H; H-4, CH_2OH), 3.25 (td, J = 7.1, 2.3 Hz, 1H; H-5), 2.78 (brs, 1H; NH-3), 2.42 (s, 3H; Me-Tol), 2.27–2.06 (m, 2H; $\text{CH}_2\text{-2}'$), 1.38 (m, 1H; H-1'), 1.00 ppm (m, 1H; H-1'); $^{13}\text{C NMR}$ (50 MHz, CDCl_3): δ = 141.5, 140.8, 140.3, 140.1, 129.5 (2C), 128.7 (2C), 128.6, 128.2 (2C), 128.0 (2C), 127.0 (2C), 125.8, 125.1, 80.4, 64.8, 62.4, 54.8, 37.8, 32.7, 21.4 ppm; IR (KBr): $\tilde{\nu}$ = 3435, 2933, 1656, 1500, 1454, 1058, 960, 811, 753, 697 cm^{-1} ; MS (ES): m/z (%): 863 $[\text{2M}+\text{Na}]^+$ (33), 443 $[\text{M}+\text{Na}]^+$ (41), 421 $[\text{M}+\text{H}]^+$ (100); elemental analysis calcd (%) $\text{C}_{25}\text{H}_{28}\text{N}_2\text{O}_2\text{S}$ (420.62): C 71.38, H 6.72, N 6.66, S 7.62; found: C 71.19, H 7.02, N 6.75, S 7.54.

General procedure for desulfinylation and solvolysis with TFA: Trifluoroacetic acid (5–10 equiv) was added to a solution of substrate (1 equiv) in MeOH (10–20 mL mmol⁻¹; for poorly soluble substrates, 10–20% of CH_2Cl_2 was employed) and the reaction mixture was stirred at room

temperature and monitored by TLC (this often required spotting from aliquots worked up with saturated aqueous K_2CO_3). Upon completion (5–24 h), the solvent was removed in vacuo, the residue was diluted with CH_2Cl_2 (10 mL mmol⁻¹), and extracted with 15% aqueous HCl (2 × 10 mL mmol⁻¹); the combined aqueous layer was cooled to 5 °C, and CH_2Cl_2 (10 mL mmol⁻¹) was added. The resulting biphasic solution was carefully neutralized with solid NaHCO_3 (to pH 7.5–9), the organic layer was separated, and the aqueous layer was extracted with CH_2Cl_2 (2 × 5 mL mmol⁻¹). The combined organic extracts were washed with water (4 mL mmol⁻¹) and brine (6 mL mmol⁻¹), dried (Na_2SO_4), concentrated, and purified by column chromatography on silica gel. Alternatively, upon completion of the reaction, solid NaOH (ca. 7.5 mmol mmol⁻¹) was added and the mixture was stirred at room temperature (ca. 10 h), the solvent was removed under reduced pressure, and the residue was taken up in CH_2Cl_2 and then 10–20% EtOH/ CH_2Cl_2 and filtered through a short plug of silica gel.

(+)-(2R,3R)-2-Benzyl-2,3-diamino-3-phenylpropan-1-ol (18a): Prepared from sulfenamide **14a** (10 mg, 0.021 mmol), with TFA (5 equiv, 8 μL , 11.8 mg, 0.103 mmol) in MeOH according to the general procedure (5 h). Chromatography (0–65% MeOH/ Et_2O) gave diamine **18a** (5.2 mg, 95%) as a colorless oil. R_f = 0.18 (30% MeOH/ Et_2O); $[\alpha]_D^{20}$ = +11.0 (c = 0.55); $^1\text{H NMR}$ (300 MHz, CDCl_3): δ = 7.42–7.10 (m, 10H; Ar-H), 4.12 (s, 1H; H-3), 3.60 (d, J = 11.5 Hz, 1H; CH_2OH), 3.25 (d, J = 11.2 Hz, 1H; CH_2OH), 2.68 (d, J = 13.4 Hz, 1H; CH_2Ph), 2.56 (d, J = 13.4 Hz, 1H; CH_2Ph), 2.40–2.10 ppm (brs, 5H; 2NH₂, OH); $^{13}\text{C NMR}$ (50 MHz, CDCl_3): δ = 141.2, 136.3, 130.7 (2C), 128.5 (2C), 128.3 (2C), 128.1 (2C), 128.0, 126.7, 67.6, 65.0, 57.0, 40.6 ppm; IR (CCl₄): $\tilde{\nu}$ = 3350, 3060, 3030, 2930, 1725, 1600, 1590, 1500 cm^{-1} ; MS (ES): m/z (%): 225 (2), 208 (3), 195 (5), 177 (3), 165 (14), 150 (100), 133 (22), 106 (34), 91 (87), 77 (23), 69 (23), 57 (37); elemental analysis calcd (%) $\text{C}_{16}\text{H}_{20}\text{N}_2\text{O}$ (256.34): C 74.97, H 7.86, N 10.93; found: C 74.73, H 7.65, N 10.82.

(-)-(2S,3R)-3-Amino-2-benzylamino-3-phenylpropan-1-ol (18f): Prepared from sulfinyldiaminoalcohol **17f** (17 mg, 0.04 mmol) with TFA (5 equiv, 16 μL , 23 mg, 0.20 mmol) in MeOH according to the general procedure (24 h). Chromatography (CH_2Cl_2 to 50% EtOH/ CH_2Cl_2) gave diaminoalcohol **18f** (7.0 mg, 75%) as a white solid that was recrystallized from Et_2O . Similarly, from a 50:50 mixture of **17f** and **17f'** racemic **18f** was obtained. Compound **18f**: R_f = 0.20 (25% EtOH/ CH_2Cl_2); m.p. 176–177 °C; $[\alpha]_D^{20}$ = -46.3 (c = 0.80); $^1\text{H NMR}$ (300 MHz, CDCl_3): δ = 7.35–7.23 (m, 10H; Ar-H), 4.06 (d, J = 6.7 Hz, 1H; H-3), 3.87 (d, J = 13.2 Hz, 1H; CH_2Ph), 3.70 (d, J = 13.2 Hz, 1H; CH_2Ph), 3.65 (dd, J = 11.5, 4.0 Hz, 1H; CH_2OH), 3.45 (dd, J = 11.4, 3.2 Hz, 1H; CH_2OH), 2.81 ppm (m, 5H; H-2, NH₂, NH, OH); $^1\text{H NMR}$ (300 MHz, 40 °C, CDCl_3): δ = 7.35–7.23 (m, 10H; Ar-H), 4.06 (d, J = 6.6 Hz, 1H; H-3), 3.87 (d, J = 13.2 Hz, 1H; CH_2Ph), 3.71 (d, J = 13.2 Hz, 1H; CH_2Ph), 3.65 (dd, J = 11.4, 4.1 Hz, 1H; CH_2OH), 3.45 (dd, J = 11.4, 3.4 Hz, 1H; CH_2OH), 2.81 (ddd, J = 6.7, 3.5 Hz, 1H; H-2), 2.75 ppm (brs, 4H; NH₂, NH, OH); $^{13}\text{C NMR}$ (50 MHz, CDCl_3): δ = 143.2, 138.9, 128.7 (2C), 128.5 (2C), 128.3 (2C), 127.6, 127.4, 126.6 (2C), 62.7, 61.1, 57.3, 51.7 ppm; IR (KBr): $\tilde{\nu}$ = 3320, 2930, 2860, 1735, 1650, 1540, 1455, 1375, 1360, 1335, 1290, 1125, 1065, 1040, 1010, 740, 695 cm^{-1} ; MS (APCI): m/z (%): 257 $[\text{M}+\text{H}]^+$ (100); elemental analysis calcd (%) $\text{C}_{16}\text{H}_{20}\text{N}_2\text{O}$ (256.34): C 74.97, H 7.86, N 10.93; found: C 75.13, H 7.35, N 10.72.

Acknowledgements

This research was supported by DGI MCYT (Grants PPQ2000–1330 and BQU2001–0582) and CAM (08.5/0079/2000). We thank MEC and CAM for doctoral fellowships to M.T. and A.F.

- [1] a) K. V. Gothelf, in *Cycloaddition Reactions in Organic Synthesis* (Eds.: S. Kobayashi, K. A. Jørgensen) Wiley-VCH, Weinheim, Chapter 6, **2002**, pp. 211–247; b) *1,3-Dipolar Cycloaddition Chemistry, Vols. 1 and 2* (Ed.: A. Padwa), Wiley, New York, **1984**; c) O. Tsuge, S. Kanemasa, *Adv. Heterocycl. Chem.* **1989**, *45*, 231–349; d) S. Karlsson, H.-E. Högberg, *Org. Prep. Proced. Int.* **2001**, *33*, 103–172; e) K. V. Gothelf, K. A. Jørgensen, *Chem. Rev.* **1998**, *98*, 863–909; f) G. Brogini, G. Zecchi, *Synthesis* **1999**, 905–917; g) C. P. Dell, *J. Chem.*

- Soc. Perkin Trans. 1* **1998**, 3873–3905; h) S. Kanemasa, *Synlett* **2002**, 1371–1387.
- [2] For recent papers, see: a) C. M. Blazey, C. H. Heathcock, *J. Org. Chem.* **2002**, 67, 298–300; b) B. B. Snider, Y. Ahn, S. M. O'Hare, *Org. Lett.* **2001**, 3, 4217–4220; c) J. Casas, R. Grigg, C. Nájera, J. M. Sansano, *Eur. J. Org. Chem.* **2001**, 1971–1982; d) R. Pedrosa, C. Andrés, L. de las Heras, J. Nieto, *Org. Lett.* **2002**, 4, 2513–2516; e) Y. G. Gu, Y. Xu, A. C. Krueger, D. Madigan, H. L. Sham, *Tetrahedron Lett.* **2002**, 43, 955–957; f) I. Coldham, K. M. Crapnell, J. D. Moseley, R. Rabot, *J. Chem. Soc. Perkin Trans. 1* **2001**, 1758–1763; g) A. G. M. Barret, R. J. Boffey, M. U. Frederiksen, C. G. Newton, R. S. Roberts, *Tetrahedron Lett.* **2001**, 42, 5579–5581.
- [3] For leading and recent references, see: a) P. R. Sebahar, H. Osada, T. Usui, R. M. Williams, *Tetrahedron* **2002**, 58, 6311–6322; b) J. Barluenga, M. A. Fernández-Rodríguez, E. Aguilar, F. Fernández-Marí, A. Salinas, B. Olano, *Chem. Eur. J.* **2001**, 7, 3533–3544; c) S. Karlsson, H.-E. Högborg, *J. Chem. Soc. Perkin Trans. 1* **2002**, 1076–1082; d) R. Chinchilla, L. R. Falvello, N. Galindo, C. Nájera, *Eur. J. Org. Chem.* **2002**, 3133–3140; e) D. J. Aldous, M. G. B. Drew, E. M.-N. Hamelin, L. M. Harwood, A. B. Jahans, S. Thurairatnam, *Synlett* **2001**, 1836–1840; f) B. Schnell, G. Bernardinelli, E. P. Kündig, *Synlett* **1999**, 348–350; g) D. Enders, I. Meyer, J. Runsink, G. Raabe, *Tetrahedron* **1998**, 54, 10733–10752; h) J. L. García Ruano, A. Tito, M. T. Peromingo, *J. Org. Chem.* **2002**, 67, 981–987; i) R. Grigg, *Tetrahedron: Asymmetry* **1995**, 6, 2475–2486; j) P. Allway, R. Grigg, *Tetrahedron Lett.* **1991**, 32, 5817–5820; k) J. M. Longmire, B. Wang, X. Zhang, *J. Am. Chem. Soc.* **2002**, 124, 13400–13401.
- [4] Vicinal diamines are important chiral auxiliaries. For an excellent review, see: a) D. Lucet, T. Le Gall, C. Mioskowski, *Angew. Chem.* **1998**, 110, 2724–2772; *Angew. Chem. Int. Ed.* **1998**, 37, 2580–2627; for recent leading references, see: b) F. Eustache, P. I. Dalko, J. Cossy, *Org. Lett.* **2002**, 4, 1263–1265; c) S. Kobayashi, T. Hamada, K. Manabe, *J. Am. Chem. Soc.* **2002**, 124, 5640–5641; d) P. O'Brien, T. D. Towers, *J. Org. Chem.* **2002**, 67, 304–307; e) K. R. Knudsen, T. Risgaard, N. Nishiwaki, K. V. Gothelf, K. A. Jørgensen, *J. Am. Chem. Soc.* **2001**, 123, 5843–5844; f) G. Li, H.-X. Wei, S. H. Kim, M. D. Carducci, *Angew. Chem.* **2001**, 113, 4407–4410; *Angew. Chem. Int. Ed.* **2001**, 40, 4277–4280; g) N. Nishiwaki, K. R. Knudsen, K. V. Gothelf, K. A. Jørgensen, *Angew. Chem.* **2001**, 113, 3080–3083; *Angew. Chem. Int. Ed.* **2001**, 40, 2992–2995; h) I. Coldham, R. C. B. Copley, T. F. N. Haxell, S. Howard, *Org. Lett.* **2001**, 3, 3799–3801; i) A. Alexakis, A.-S. Chauvin, R. Stouvenel, E. Vrancken, S. Mutti, P. Mangeney, *Tetrahedron: Asymmetry* **2001**, 12, 1171–1178; j) S. Demay, A. Kotschy, P. Knochel, *Synthesis* **2001**, 863–866.
- [5] For a review on the use of amins in asymmetric synthesis, see: a) A. Alexakis, P. Mangeney, in *Advanced Asymmetric Synthesis* (Ed.: G. R. Stephenson), Chapman & Hall, London, **1996**, pp. 93–110; for leading references, see: b) J. Clayden, L. W. Lai, *Angew. Chem.* **1999**, 111, 2755–2757; *Angew. Chem. Int. Ed.* **1999**, 38, 2556–2558; c) A. L. Braga, F. Vargas, C. C. Silveira, L. H. de Andrade, *Tetrahedron Lett.* **2002**, 43, 2335–2337; d) A. R. Katritzky, K. Suzuki, H.-Y. He, *J. Org. Chem.* **2002**, 67, 3109–3114; e) A. Alexakis, I. Aujard, J. Pytkowicz, S. Roland, P. Mangeney, *J. Chem. Soc. Perkin Trans. 1* **2001**, 949–951; f) M. E. Jung, A. Huang, *Org. Lett.* **2000**, 2, 2659–2661; g) I. Coldham, P. M. A. Houdayer, R. A. Judkins, D. R. Witty, *Synthesis* **1998**, 1463–1466; h) A. Alexakis, J.-P. Tranchier, N. Lensen, P. Mangeney, *J. Am. Chem. Soc.* **1995**, 117, 10767–10768; i) M.-J. Jin, S.-H. Kim, S.-J. Lee, Y.-M. Kim, *Tetrahedron Lett.* **2002**, 43, 7409–7411.
- [6] a) A. Padwa, *Top. Curr. Chem.* **1997**, 189, 121–157; b) K. Amornraksa, D. Barr, G. Donegan, R. Grigg, P. Ratananukul, V. Sridharan, *Tetrahedron* **1989**, 45, 4649–4668; c) Y. Nagao, K. Kim, Y. Komaki, S. Sano, M. Kihara, M. Shiro, *Heterocycles* **1994**, 38, 587–593; d) J. Chastanet, G. Roussi, *J. Org. Chem.* **1988**, 53, 3808–3812; e) Á. Szöllosy, T. Tischer, I. Kádas, L. Tóke, G. Tóth, *Tetrahedron* **1999**, 55, 7279–7288; f) R. Grigg, G. Donegan, H. Q. N. Gunaratne, D. A. Kennedy, J. F. Malone, V. Sridharan, S. Thianpatanagul, *Tetrahedron* **1989**, 45, 1723–1746; g) J. M. Lerestif, J. P. Bazureau, J. Hamelin, *Tetrahedron Lett.* **1993**, 29, 4639–4642; h) A. Padwa, D. C. Dean, M. H. Osterhout, L. Precedo, M. A. Semones, *J. Org. Chem.* **1994**, 59, 5347–5357; i) G. Dallas, J. W. Lown, J. P. Moser, *J. Chem. Soc. (C)* **1970**, 2383–2394; j) O. Tsuge, T. Hatta, H. Tashiro, H. Maeda, *Heterocycles* **2001**, 55, 243–248.
- [7] In an alternative approach, Harwood et al. reported the diastereoselective synthesis of bicyclic imidazolidines by cycloaddition between aromatic imines and azomethine ylides derived from an enantiopure cyclic glycinolate: D. Alker, L. M. Harwood, C. E. Williams, *Tetrahedron Lett.* **1998**, 39, 475–478.
- [8] For a review on applications of sulfinimines, see: a) F. A. Davis, P. Zhou, B.-C. Chen, *Chem. Soc. Rev.* **1998**, 27, 13–18; for recent leading references, see: b) F. A. Davis, K. R. Prasad, P. J. Carroll, *J. Org. Chem.* **2002**, 67, 7802–7806; c) G. K. S. Prakash, M. Mandal, *J. Am. Chem. Soc.* **2002**, 124, 6538–6539; d) B.-F. Li, M.-J. Zhang, X.-L. Hou, L.-X. Dai, *J. Org. Chem.* **2002**, 67, 2902–2906; e) T. Kochi, T. P. Tang, J. A. Ellman, *J. Am. Chem. Soc.* **2002**, 124, 6518–6519; f) V. K. Aggarwal, A. M. Martín Castro, A. Mereu, H. Adams, *Tetrahedron Lett.* **2002**, 43, 1577–1581; g) R. Kumareswaran, A. Hassner, *Tetrahedron: Asymmetry* **2001**, 12, 3409–3415; h) A. Asensio, P. Bravo, M. Crucianelli, A. Farina, S. Fustero, J. García Soler, S. V. Meille, W. Panzeri, F. Viani, A. Volonterio, M. Zanda, *Eur. J. Org. Chem.* **2001**, 1449–1458; i) I. R. Cooper, R. Grigg, W. S. MacLachlan, M. Thornton-Pett, V. Sridharan, *Chem. Commun.* **2002**, 1372–1373; j) M. J. Remuiñán, G. Pattenden, *Tetrahedron Lett.* **2000**, 41, 7367–7371; k) D. A. DeGoey, H.-J. Chen, W. J. Flosi, D. J. Gramponnik, C. M. Yeung, L. L. Klein, D. J. Kempf, *J. Org. Chem.* **2002**, 67, 5445–5453; l) Y. Koriyama, A. Nozawa, R. Hayakawa, M. Shimizu, *Tetrahedron* **2002**, 58, 9621–9628; m) D. D. Staas, K. L. Savage, C. F. Homnick, N. N. Tsou, R. G. Ball, *J. Org. Chem.* **2002**, 67, 8276–8279; n) Z. Han, D. Krishnamurthy, D. Pflum, P. Grover, S. A. Wald, C. H. Senanayake, *Org. Lett.* **2002**, 4, 4025–4028.
- [9] F. A. Davis, R. E. Reddy, J. M. Szweczyk, *J. Org. Chem.* **1995**, 60, 7037–7039.
- [10] a) A. Viso, R. Fernández de la Pradilla, C. Guerrero-Strachan, M. Alonso, M. Martínez-Ripoll, I. André, *J. Org. Chem.* **1997**, 62, 2316–2317; b) A. Viso, R. Fernández de la Pradilla, A. García, M. Alonso, C. Guerrero-Strachan, I. Fonseca, *Synlett* **1999**, 1543–1546; c) A. Viso, R. Fernández de la Pradilla, *Recent Res. Dev. Org. Chem.* **2000**, 4, 327–334; d) A. Viso, R. Fernández de la Pradilla, M. L. López-Rodríguez, A. García, M. Tortosa, *Synlett* **2002**, 755–758.
- [11] S. Kanemasa, T. Hayashi, J. Tanaka, H. Yamamoto, T. Sakurai, *J. Org. Chem.* **1991**, 56, 4473–4481.
- [12] We have found that to ensure the reproducibility of this process the condition of the *n*BuLi used is critical with old bottles of reagents leading to inferior results, presumably due to the presence of important amounts of lithium salts. Furthermore, the use of an excess of *n*BuLi should be avoided, since the analog *n*-butyl ester **3a'** can be obtained as the major product instead of **3a**. Although at this point we do not have a clear explanation for this observation we cannot rule out adventitious air entering the reaction vessel upon long reaction times and forming lithium butoxide. However no change was observed in the yield and selectivity of the cycloaddition.
- [13] CCDC 188087, -188088, REBHAH, CEZSUV contains the supplementary crystallographic data for this paper and can be obtained free of charge via www.ccdc.cam.ac.uk/conts/retrieving.html (or from the Cambridge Crystallographic Data Centre, 12 Union Road, Cambridge CB2 1EZ, UK; fax: (+44) 1223-336-033; or deposit@ccdc.cam.ac.uk).
- [14] a) P. V. Bharatam, P. Uppal, A. Kaur, D. Kaur, *J. Chem. Soc. Perkin Trans. 2* **2000**, 43–50; b) F. A. Davis, B. Chao, T. Fang, J. M. Szweczyk, *Org. Lett.* **2000**, 2, 1041–1043; c) F. A. Davis, B. Chao, *Org. Lett.* **2000**, 2, 2623–2625; d) J. L. García Ruano, I. Fernández, M. del Prado Catalina, J. A. Hermoso, J. Sanz-Aparicio, M. Martínez-Ripoll, *J. Org. Chem.* **1998**, 63, 7157–7161; e) T. P. Tang, J. A. Ellman, *J. Org. Chem.* **1999**, 64, 12–13; f) F. A. Davis, H. Liu, P. Zhou, T. Fang, G. V. Reddy, Y. Zhang, *J. Org. Chem.* **1999**, 64, 7559–7567.
- [15] We have attributed these failed experiments to a lack of stability of the final imidazolidines under strongly basic conditions, see: P. W. Groundwater, T. Sharif, A. Arany, D. E. Hibbs, M. B. Hursthouse, I. Garnett, M. Nyerges, *J. Chem. Soc. Perkin Trans. 1* **1998**, 2837–2846.
- [16] For an example of the use of Lewis acids in dipolar cycloadditions involving azomethine ylides, see: M. Nyerges, M. Rudas, G. Tóth, B. Herényi, I. Kádas, I. Bitter, L. Tóke, *Tetrahedron* **1995**, 51, 13321–13330.
- [17] The use of freshly distilled BF₃·OEt₂ is crucial for complete consumption of starting materials.

- [18] $i\text{Pr}_2\text{NHBF}_3$ was detected in the CDCl_3 solution of the reaction crude by ^1H NMR spectroscopy. This species is likely to be formed in the reaction mixture from $i\text{Pr}_2\text{NH}$ and BF_3 upon raising the temperature from -78°C to -20°C and persisted after aqueous workup.
- [19] Variable amounts of N -sulfonyldiaminoesters derived from **6** were frequently isolated (5–20%). Their quantitative conversion to the corresponding imidazolidines **7** and **8** upon treatment with PhCHO and MgSO_4 provided a definitive structural proof for these side products along with an increase of the global yield of **7** and **8**.
- [20] Decomposition of the starting materials upon prolonged reaction times has been tentatively proposed. For cinnamaldehyde-derived sulfinimine we cannot rule out a competition between $\text{C}=\text{N}$ and $\text{C}=\text{C}$ bonds as electrophiles.
- [21] To establish that **9a** and **11a** were facial isomers an equimolecular mixture of both was oxidized at sulfur with $m\text{CPBA}$ to produce racemic N -sulfonylimidazolidine **12a**.
- [22] a) M. Mikolajczyk, J. Drabowicz, B. Bujnicki, *J. Chem. Soc. Chem. Commun.* **1976**, 568–569; b) A. Bagno, S. J. Eustace, L. Johansson, G. Scorrano, *J. Org. Chem.* **1994**, *59*, 232–233; c) B. Bujnicki, J. Drabowicz, M. Mikolajczyk, A. Kolbe, L. Stefaniak, *J. Org. Chem.* **1996**, *61*, 7593–7596.
- [23] Some reagents tested for this reduction are: NaBH_4 , DIBAL-H, BH_3 , $n\text{BuLi}/\text{Cp}_2\text{TiCl}_2$.
- [24] It should be pointed out that N -sulfonylimidazolidine **15b** underwent a slow isomerization (3–6 h) to just one diastereomer of the corresponding oxazolidine **16** upon standing in CDCl_3 solution.
- [25] For the use of NaBH_4/LiI in a related context, see: M. Sudharshan, P. G. Hultin, *Synlett* **1997**, 171–172.
- [26] The structure of the minor cycloadduct **8a** was confirmed by chemical means. Thus, the treatment of an equimolecular mixture of **7a** and **8a** with LiAlH_4 in Et_2O gave a 50:50 mixture of **17f** and a diastereomer (structure not shown, **17f'**). Desulfonylation of this mixture afforded exclusively racemic diaminoalcohol **18f**. In some cases, to avoid tedious separations, mixtures of **7a/8a** and **7b/8b** were reduced (NaBH_4/LiI or LiAlH_4) to produce diastereomeric mixtures of **17g/17g'**, **15c/c'**, **15d/d'** that were separated easily and this allowed partial characterization of the minor compounds. See experimental procedures for details.
- [27] Titration of $n\text{BuLi}$: S. C. Watson, J. E. Eastman, *J. Organomet. Chem.* **1967**, *9*, 165–168.
- [28] a) F. A. Davis, Y. Zhang, Y. Andemichael, T. Fang, D. L. Fanelli, H. Zhang, *J. Org. Chem.* **1999**, *64*, 1403–1406; b) F. A. Davis, G. Venkat Reddy, Ch.-H. Liang, *Tetrahedron Lett.* **1997**, *38*, 5139–5142; c) F. A. Davis, R. E. Reddy, J. M. Szweczyk, G. Venkat Reddy, P. S. Portonovo, T. Fang, D. L. Fanelli, R. T. Reddy, P. Zhou, P. J. Carroll, *J. Org. Chem.* **1997**, *62*, 2555–2563; d) F. A. Davis, P. Zhou, Ch.-H. Liang, R. E. Reddy, *Tetrahedron: Asymmetry* **1995**, *7*, 1511–1514.
- [29] L. C. Vishwakarma, O. D. Stringer, F. A. Davis, *Org. Synth. Coll. Vol. VIII* **1993**, 546–550.
- [30] a) O. Tsuge, S. Kanemasa, M. Yoshioka, *J. Org. Chem.* **1998**, *53*, 1389–1391; b) B. Alcaide, C. Polanco, G. Sáez, M. A. Sierra, *J. Org. Chem.* **1996**, *61*, 7125–7132.

Received: December 18, 2002 [F4674]