

RECEIVED: October 12, 2022

REVISED: December 23, 2022

ACCEPTED: February 13, 2023

PUBLISHED: February 21, 2023

How to identify different new neutrino oscillation physics scenarios at DUNE

Peter B. Denton,^{a,1} Alessio Giarnetti^{b,2} and Davide Meloni^{b,3}

^a*High Energy Theory Group, Physics Department, Brookhaven National Laboratory, Upton, NY 11973, U.S.A.*

^b*Dipartimento di Matematica e Fisica, Università di Roma Tre, Via della Vasca Navale 84, 00146 Rome, Italy*

E-mail: pdenton@bnl.gov, alessio.giarnetti@uniroma3.it, davide.meloni@uniroma3.it

ABSTRACT: Next generation neutrino oscillation experiments are expected to measure the remaining oscillation parameters with very good precision. They will have unprecedented capabilities to search for new physics that modify oscillations. DUNE, with its broad band beam, good particle identification, and relatively high energies will provide an excellent environment to search for new physics. If deviations from the standard three-flavor oscillation picture are seen however, it is crucial to know which new physics scenario is found so that it can be verified elsewhere and theoretically understood. We investigate several benchmark new physics scenarios by looking at existing long-baseline accelerator neutrino data from NOvA and T2K and determine at what sensitivity DUNE can differentiate among them. We consider sterile neutrinos and both vector and scalar non-standard neutrino interactions, all with new complex phases, the latter of which could conceivably provide absolute neutrino mass scale information. We find that, in many interesting cases, DUNE will have good model discrimination. We also perform a new fit to NOvA and T2K data with scalar NSI.

KEYWORDS: Neutrino Mixing, Non-Standard Neutrino Properties, Sterile or Heavy Neutrinos

ARXIV EPRINT: [2210.00109](https://arxiv.org/abs/2210.00109)

¹ORCID:0000-0002-5209-872X.

²ORCID:0000-0001-8487-8045.

³ORCID:0000-0001-7680-6957.

Contents

1	Introduction	2
2	New physics scenarios	2
2.1	Vector non-standard neutrino interaction	3
2.2	Scalar non-standard neutrino interaction	4
2.3	Sterile neutrino	6
3	Benchmark scenarios	7
3.1	Vector NSI motivated by NOvA and T2K	7
3.2	Scalar NSI motivated by NOvA and T2K	7
3.3	Sterile neutrino motivated by NOvA and T2K	7
4	DUNE analysis details	9
5	Single scenario results	10
5.1	Vector NSI	10
5.2	Scalar NSI	13
5.3	Sterile neutrinos	13
6	Differentiating the models	16
6.1	Method	16
6.2	Discussion	16
6.2.1	True vector NSI	16
6.2.2	True scalar NSI	17
6.2.3	True sterile neutrino	17
7	Conclusions	19
A	Approximate expressions for neutrino oscillation probabilities	19
A.1	Vector NSI	20
A.2	Scalar NSI	20
A.3	Sterile neutrinos	21
B	NSI fits to NOvA, T2K, and reactor data	22
B.1	Vector NSI	22
B.2	Scalar NSI	22

1 Introduction

Neutrino oscillation physics is on the advent of reaching the precision era. Current long-baseline accelerator experiments NOvA [1] and T2K [2] are making the first appearance measurements in accelerator neutrinos and the next-generation accelerator experiments HK [3] and DUNE [4] will measure the appearance probabilities precisely providing a wealth of information about the three remaining oscillation unknowns: the octant of θ_{23} , the atmospheric mass ordering, and the value of the complex phase δ .

These powerful experiments will provide the strongest tests yet of the standard three-flavor oscillation hypothesis. In the event there is new physics, however, it is important to check if that new physics can be robustly identified compared to alternatives. To address this question, we use several benchmark new physics points, motivated by the slight tension in the NOvA and T2K data [5], see also [6–11] and first test the level at which DUNE can identify them, and then the level at which they can be differentiated. As scalar NSI has not yet been tested with T2K and NOvA data, we derive the first constraints on scalar NSI with existing long-baseline data.

Testing these benchmarks against no new physics and against each other will provide a fairly comprehensive overview of the capability of DUNE to correctly identify the new physics scenarios and the parameters within the scenario that are preferred, although partial degeneracies among different new physics scenarios for precise values of the parameters may weakened this sensitivity in some cases. HK will also have sensitivity to many of these scenarios and their combination will be particularly powerful for disentangling things. Nonetheless, as we will show in section 6, DUNE alone will provide very good model discrimination capabilities.

2 New physics scenarios

There are numerous new physics scenarios affecting neutrino oscillations [12, 13] including neutrino decay [14–34], Lorentz invariance violation and CPT violation [35–50], background dark matter fields [51–64], neutrino decoherence or wave-packet separation [65–73], unitarity violation [74–76], non-standard neutrino interactions (NSI) [5, 77–83], and sterile neutrinos [81, 84–87]. We focus on the last two: NSI and sterile neutrinos. NSI provides a general framework for quantifying modifications to the neutrino oscillation probability due to a new interaction with matter particles. We further split NSIs into vector NSIs, which act like the regular matter effect [77] but possibly in a different basis or with a different dependence on the matter particles, and scalar NSI [88], which acts like a new mass term for neutrinos sourced by matter particles. We focus on NSI with off-diagonal couplings as these are the parameters for which appearance measurements are particularly crucial to constrain. Diagonal NSI are best constrained with solar and atmospheric neutrino oscillations and neutrino scattering. Sterile neutrinos are well motivated extensions to the standard three-flavor neutrino oscillation picture due to theoretical arguments based on the fact that neutrinos have mass, as well as due to a host of confusing anomalies [89–95] which could be explained by new light sterile neutrinos in the $m_4 \sim 1$ eV range. Sterile

neutrino searches are also generally related to those involving unitary violation but are a bit more comprehensive in their ability to directly probe the new mass scale. In the following subsections we review the formalism of each of these three cases as they apply for long-baseline neutrino oscillations.

2.1 Vector non-standard neutrino interaction

Since the introduction of the matter effects in neutrino oscillations, the possibility that neutrinos can undergo NSIs with matter has been widely studied. Focusing only on neutral current vector NSI, which dominates over the axial-vector current assuming comparable coupling strengths, we can describe vector NSI using an effective theory approach. The Lagrangian now includes the following terms:

$$\mathcal{L}_{\text{vector NSI}}^{\text{eff}} = -2\sqrt{2}G_F \sum_{f,\alpha,\beta} \varepsilon_{\alpha\beta}^f (\bar{\nu}_\alpha \gamma_\rho \nu_\beta) (\bar{f} \gamma^\rho f), \tag{2.1}$$

where G_F is the Fermi constant, $\varepsilon_{\alpha\beta}^f$ is the parameter which describes the strength of the NSI, f is a first generation SM charged-fermion (e , u , or d) and α and β denote the neutrino flavors e , μ or τ . The ε parameter can be related to the parameters in a simplified model or even a UV complete scenarios. Since these details do not affect oscillations within a single experiment, we focus only on the ε effective parameter. Notice that in this subsection we will only consider interactions mediated by vector particles.

The presence of such interactions modifies the neutrino oscillation Hamiltonian to

$$H = \frac{1}{2E} \left[UM^2U^\dagger + a \begin{pmatrix} 1 + \varepsilon_{ee} & \varepsilon_{e\mu} & \varepsilon_{e\tau} \\ \varepsilon_{e\mu}^* & \varepsilon_{\mu\mu} & \varepsilon_{\mu\tau} \\ \varepsilon_{e\tau}^* & \varepsilon_{\mu\tau}^* & \varepsilon_{\tau\tau} \end{pmatrix} \right], \tag{2.2}$$

where U is the PMNS matrix [96, 97], $M^2 = \text{diag}(0, \Delta m_{21}^2, \Delta m_{31}^2)$, $a = 2\sqrt{2}G_F N_e E$, and N_e is the electron number density. Due to the hermiticity of the Hamiltonian matrix, the diagonal NSI couplings $\varepsilon_{\alpha\alpha}$ must be real, while the non-diagonal ones are in general complex and can be written as $\varepsilon_{\alpha\beta} = |\varepsilon_{\alpha\beta}| e^{i\phi_{\alpha\beta}}$. Since we can subtract a matrix proportional to the identity without changing the oscillation probabilities, only two of the diagonal NSI parameters are independent. The Hamiltonian level NSI parameters relevant for neutrino oscillations, those without superscripts $\varepsilon_{\alpha\beta}$, are related to the Lagrangian level NSI terms via

$$\varepsilon_{\alpha\beta} = \sum_{f \in \{e,u,d\}} \frac{N_f}{N_e} \varepsilon_{\alpha\beta}^f, \tag{2.3}$$

where N_f is the number density of fermion f . When looking at NSI in the Sun and the Earth simultaneously one must consider the Lagrangian level NSI to accurately translate between them. Here we are only considering experiments in the Earth’s crust so we can safely work with the Hamiltonian level parameters. Many studies of vector NSI exist in the literature, see e.g. [5, 6, 78, 98, 99].

Several analyses of oscillation data¹ have been considered under various assumptions. A recent global analysis of oscillation data in the context of NSIs has estimated the constraints on the NSI parameters in the context of both LMA (Large Mixing Angle solution of the solar neutrino problem) and LMA-Dark results are shown, with the difference mainly affecting ε_{ee} . The LMA-Dark solution [100, 105, 115–121] is the solution with $\varepsilon_{ee} \simeq -2$ and the opposite sign² on Δm_{31}^2 , Δm_{21}^2 , and δ . For a recent discussion of LMA-Dark in the context of the latest reactor constraints see [105]. We note that while the allowed values in the global analysis [123] they find might seem to disfavor some of the values preferred in recent analyses long-baseline data [5, 6] used in this paper (see table 6), it is easy to see that the constraints on real NSI and NSI with a large complex component can be quite different.

It might appear that charged lepton flavor violating probes would always be stronger than those from oscillations, but numerous UV complete models with large $\varepsilon_{\alpha\beta} \gtrsim 0.1$ exist in the literature where oscillations provide the strongest probes [79, 124–131]. All of these models can be recast into the language of NSI which is exactly what makes NSI such an attractive BSM scenario to investigate.

In order to gain a good understanding of the impact of vector NSI on oscillation experimental data, we derive approximate expressions for the vector NSI contribution to neutrino oscillations in matter in appendix A by performing a perturbative expansion in various parameters known to be small.

2.2 Scalar non-standard neutrino interaction

In addition to a vector mediator, one can consider different Lorentz structure for the underlying theory behind a new neutrino interaction. Scalar NSI has been investigated in the context of some neutrino oscillation experiments as well as early universe constraints [88, 113, 132–137]. All previous studies, to our knowledge, focused on the diagonal scalar NSI parameters; instead, we focus here on the off-diagonal parameters. Early universe constraints and fifth-force probes may be stronger than terrestrial probes in many cases, although not necessarily all, depending primarily on the mediator mass [113]. Given the highly disparate environments between the early universe and terrestrial oscillations for which an UV complete model may behave differently, in addition to some hints for a new interaction in early universe data [138, 139], we consider this scenario in DUNE data nonetheless. That said, we do caution the reader to be aware of important non-oscillation constraints on scalar NSI.

The effective Lagrangian for scalar NSI is:

$$\mathcal{L}_{\text{scalar NSI}}^{\text{eff}} = \frac{y_f y_{\alpha\beta}}{m_\phi^2} (\bar{\nu}_\alpha \nu_\beta) (\bar{f} f), \quad (2.4)$$

where the y 's are the Yukawa couplings to matter fermions and neutrinos and m_ϕ is the mass of the scalar mediator. We note that this can no longer be considered as a matter

¹Scattering data is also sensitive to NSI [100–105], although these data sets have a non-trivial dependence on the mediator mass, while oscillation data is essentially [106–114] independent of it.

²We take the definition of the three mass eigenstates as $|U_{e1}\rangle > |U_{e2}\rangle > |U_{e3}\rangle$. Thus $\theta_{12} < 45^\circ$ by definition and the sign of Δm_{21}^2 has been measured experimentally with solar neutrinos. Some define the mass eigenstates by $m_1 < m_2$, $|U_{e1}\rangle > |U_{e3}\rangle$, and $|U_{e2}\rangle > |U_{e3}\rangle$. In this case $\Delta m_{21}^2 > 0$ by definition and the octant of θ_{12} is to be determined experimentally. See [121, 122].

potential, but it can be seen as a Yukawa interaction term for Dirac neutrinos that induces a correction to the mass term that depends on the density of fermions sourcing the new interactions. After the spin summation of the environmental fermion, the Dirac equation for neutrinos becomes:

$$\bar{\nu}_\beta \left[i\partial_\mu \gamma^\mu + \left(M_{\beta\alpha} + \frac{\sum_f N_f y_f y_{\alpha\beta}}{m_\phi^2} \right) \right] \nu_\alpha = 0, \quad (2.5)$$

where $M_{\beta\alpha}$ is the Dirac mass matrix of the neutrinos and N_f is the number density of fermion f . The effect of such scalar NSI is thus a modification of the neutrino mass matrix by a factor of δM . As a consequence, the Hamiltonian governing neutrino oscillations is modified from the diagonal M^2 term to $(M + \delta M)(M + \delta M)^\dagger$. We then parameterize the correction term δM as:

$$\delta M = \sqrt{|\Delta m_{31}^2|} \begin{pmatrix} \eta_{ee} & \eta_{e\mu} & \eta_{e\tau} \\ \eta_{e\mu}^* & \eta_{\mu\mu} & \eta_{\mu\tau} \\ \eta_{e\tau}^* & \eta_{\mu\tau}^* & \eta_{\tau\tau} \end{pmatrix}, \quad (2.6)$$

where we have chosen to scale the size of δM relative to $\sqrt{|\Delta m_{31}^2|}$ to make the parameters of the model, $\eta_{\alpha\beta}$, dimensionless.³ We have also chosen to make δM Hermitian although it need not be (see e.g. [136]) depending on if the scalar mediator is real or complex; we encourage further research into the non-Hermitian case. In addition, while we have used the Dirac equation for Dirac neutrinos, the effect is the same for Majorana neutrinos in the ultrarelativistic case, see e.g. [141].

Unlike in the vector case parameterized by the dimensionless $\varepsilon_{\alpha\beta}$ parameters, these dimensionless scalar NSI parameters, $\eta_{\alpha\beta}$, are proportional to the matter density since they depend on N_f . As in the vector case, the diagonal parameters are real while the off-diagonal elements are complex, $\eta_{\alpha\beta} = |\eta_{\alpha\beta}| e^{i\phi_{\alpha\beta}}$. To be explicit, we can relate these $\eta_{\alpha\beta}$ parameters to the parameters of the underlying theory as

$$\eta_{\alpha\beta} = \frac{1}{m_\phi^2 \sqrt{|\Delta m_{31}^2|}} \sum_f N_f y_f y_{\alpha\beta}. \quad (2.7)$$

Since the dimensionless parameters for scalar NSI depend on the density, unlike for vector NSI, the density at which they are calculated must be considered. For clarity, we will consider all values of $\eta_{\alpha\beta}$ presented to be at 3 g/cc as a benchmark, and then the corresponding value used in NOvA, T2K, or DUNE will be appropriately rescaled to the density of that experiment. The effect of this rescaling is small for long-baseline experiments, but would be quite significant if atmospheric or solar neutrinos were also considered.

One of the main feature of such a model is that in the neutrino oscillation Hamiltonian we cannot subtract an identity matrix proportional to the lightest neutrino mass. This procedure, in the standard oscillation, allows us to write all the probabilities only in terms of mass splittings Δm_{ij}^2 . In the scalar NSI case, on the other hand, the absolute neutrino mass

³Note that this $\eta_{\alpha\beta}$ parameter is unrelated to the parameter sometimes used in the context of unitarity violation, see e.g. [140].

(parameterized as the lightest neutrino mass which m_1 in the normal ordering (NO) and m_3 in the inverted ordering (IO)) survives, and appears in the probabilities. Thus, in presence of such interactions, the oscillation probabilities are, in principle, sensitive to the neutrino mass scale. We find that the impact, however, is quite small for realistic parameters.

Using the same expansion procedure described in the previous section and expanding up to the second order also in the parameter η_{ij} it is possible to obtain approximate expressions also for the scalar NSI case see ref. [134]. In order to avoid cumbersome expressions, we did not show here the effect of the solar mass splitting and of the lightest neutrino mass. See appendix A.

2.3 Sterile neutrino

Sterile neutrinos are a simple, phenomenologically rich, and theoretically and experimentally motivated extension to the standard three-flavor neutrino scenario. Since neutrinos have mass, there are additional particles and sterile neutrinos are present in many of the explanations. In addition, there are numerous hints of various significances and robustness that indicates that new light ($m_4 \lesssim 10 \text{ eV}$) neutrinos may exist [89–95] although strong constraints also exist [142–144], see refs. [87, 145–150] for recent reviews. Sterile neutrinos also play a role in long-baseline accelerator neutrino experiments, although typically at somewhat lighter masses than the above hints $\sim 1 \text{ eV}$ [7, 84–86, 151–171]. We focus on the scenario with a single light sterile neutrino which modifies the neutrino oscillation Hamiltonian to

$$H = \frac{1}{2E} \left[U_4 \begin{pmatrix} 0 & & & \\ & \Delta m_{21}^2 & & \\ & & \Delta m_{31}^2 & \\ & & & \Delta m_{41}^2 \end{pmatrix} U_4^\dagger + a \begin{pmatrix} 1 & & & \\ & 0 & & \\ & & 0 & \\ & & & \frac{1}{2} \frac{N_n}{N_e} \end{pmatrix} \right], \quad (2.8)$$

where we have chosen to parameterize the mixing matrix as

$$U_4 \equiv R_{34}(\theta_{34})R_{24}(\theta_{24})R_{14}(\theta_{14})U_{23}(\theta_{23}, \delta_{23})U_{13}(\theta_{13}, \delta_{13})U_{12}(\theta_{12}, \delta_{12}), \quad (2.9)$$

the relevant 2×2 submatrix of U_{ij} is

$$\begin{pmatrix} c_{ij} & s_{ij}e^{-i\delta_{ij}} \\ -s_{ij}e^{i\delta_{ij}} & c_{ij} \end{pmatrix}, \quad (2.10)$$

and $R_{ij}(\theta_{ij}) = U_{ij}(\theta_{ij}, 0)$. In the three-flavor limit where $\theta_{i4} = 0$ we get that the regular complex phase is given by $\delta = \delta_{13} - \delta_{12} - \delta_{23}$ [121, 172]. Note that in eq. (2.8) we have subtracted off the neutral current potential leading to an apparent potential for sterile neutrinos.

Similar to the two NSI cases, we again perform a perturbative calculation of the sterile neutrino contribution to the oscillation probability in appendix A.

3 Benchmark scenarios

In order to determine the level at which DUNE can differentiate different new physics scenarios, we use several benchmark points in the parameter spaces of each scenario. These points are motivated by existing long-baseline data from NOvA and T2K. This serves two useful purposes. First, if the tension between NOvA and T2K is due to new physics, then these are the parameters that DUNE should be looking at. Second, even if this is not the first hint of new physics, it represents a good estimate of the expected upper limit on new physics parameters from the current generation of long-baseline accelerator neutrino experiments, generally consistent with the constraints from IceCube for $\varepsilon_{e\mu}$ and $\varepsilon_{e\tau}$ [173].

While different benchmark points might yield somewhat different results in sections 5 and 6 below, we have checked that the results do not drastically change as these benchmarks are varied.

3.1 Vector NSI motivated by NOvA and T2K

The first set of benchmark points we consider are from ref. [5] which investigated the possibility that NOvA and T2K data could be described by off-diagonal complex vector NSI. The fit was performed to both NOvA and T2K disappearance and appearance data in both neutrino and anti-neutrino modes and wrong sign lepton contributions were included. In order to fully constrain all six regular oscillation parameters plus the new physics parameters, data from Daya Bay were used for θ_{13} and Δm_{31}^2 and from KamLAND for θ_{12} and Δm_{21}^2 . Such data sets were chosen since the effect of NSI would not modify these external constraints. This analysis finds results generally consistent with other similar analyses in the literature [6, 99, 174]. The best fit values can be found in the appendix in table 6.

3.2 Scalar NSI motivated by NOvA and T2K

We reanalyze the NOvA and T2K data using the same assumptions as in the previous section, but now in the context of scalar NSI. The best fit points are shown in table 7 and the preferred regions are shown in figure 7 in appendix B.2. The physics impact of this analysis is also discussed in appendix B.2.

To visually see the different effects of vector and scalar NSI at different long-baseline experiments, we show the difference in the appearance probabilities between two benchmark NSI cases in figure 1, in particular $|P_{\mu e}(\varepsilon_{e\mu}) - P_{\mu e}(\varepsilon_{e\tau})|$ in NO and $|P_{\mu e}(\eta_{e\mu}) - P_{\mu e}(\eta_{e\tau})|$ in IO. These particular benchmark cases have been chosen being among the most significant ones in the T2K-NOvA fit (see appendix B). We checked that results obtained using other scenarios are similar. It is possible to notice that DUNE's broadband beam allows to catch more features of the probabilities than the other long-baseline experiments, and that the strength of the effects tend to be somewhat higher at larger baselines and energies, while is very mild at the first oscillation maximum.

3.3 Sterile neutrino motivated by NOvA and T2K

Light sterile neutrinos $m_4 \lesssim 10$ eV are interesting due to numerous anomalies. While the slight tension in the NOvA and T2K data isn't substantially improved by the addition of

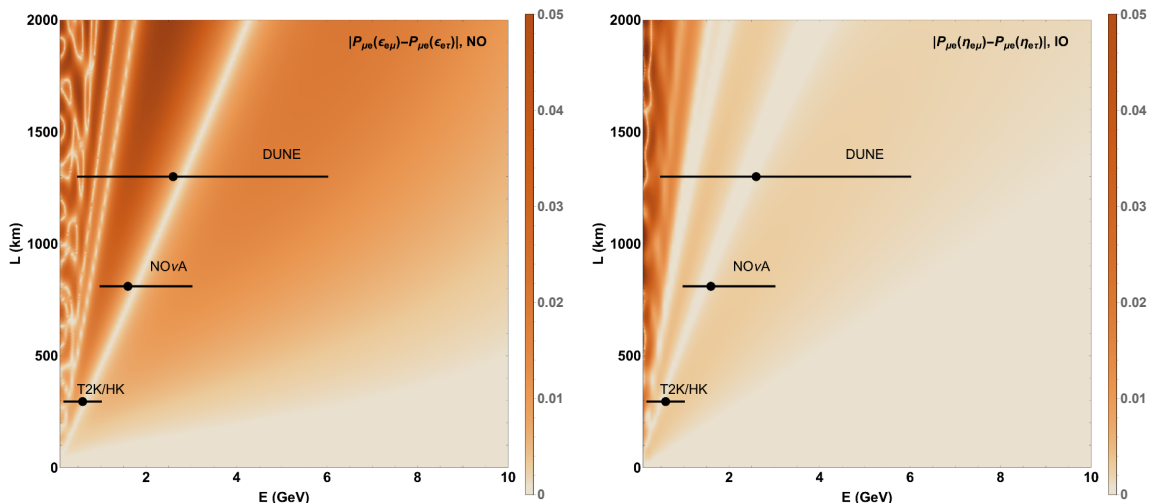


Figure 1. The difference in neutrino appearance probabilities for two benchmark cases (see table 6) as a function of baseline and neutrino energy. On the left the difference is between the probabilities with vector NSI and $\varepsilon_{e\mu}$ and $\varepsilon_{e\tau}$ in normal ordering and the right is between probabilities with scalar NSI and $\eta_{e\mu}$ and $\eta_{e\tau}$ in inverted ordering. The regions probed by the different long-baseline experiments are indicated. The density is taken to be that for DUNE, 2.848 g/cm^3 , throughout.

MO	Δm_{41}^2 [eV ²]	θ_{14} [°]	θ_{24} [°]	δ_{13}/π	δ_{12}/π
NO	1	8	8	1.9	0.7
IO	1	8	8	0	0.5

Table 1. Benchmark sterile neutrino parameters from NOvA and T2K data from ref. [7]. Sterile parameters not shown are zero and standard oscillation parameters not shown are taken to the standard values shown in table 2.

a light sterile neutrino, one can nonetheless perform a fit to the experiments in the context of a 3+1 scenario. In ref. [7] they found that the benchmark point of $\theta_{14} = \theta_{24} = 8^\circ$ and $\theta_{34} = 0$ with $\Delta m_{41}^2 = 1 \text{ eV}^2$ provides modest improvement to the NOvA and T2K data over the three-flavor oscillation hypothesis. We note that long-baseline experiments are not particularly sensitive to the value of Δm_{41}^2 as long as $\Delta m_{41}^2 \gg |\Delta m_{31}^2|$. Meanwhile, these values of the two non-zero sterile mixing angles, θ_{14} and θ_{24} are near the existing limits from solar data [175] and long-baseline disappearance data [142] respectively. As they are not ruled out from other experiments, we then consider two benchmark points, one for each mass ordering. While the NOvA and T2K data are somewhat constraining for δ_{13} , the usual CP phase, they are not that constraining for the other two new phases, notably δ_{23} . Some information does exist, however, for δ_{12} . The benchmark points that provide the best fit to NOvA and T2K data in a sterile neutrino picture are shown in table 1.

4 DUNE analysis details

The DUNE (Deep Underground Neutrino Experiment) [176] is a next generation long baseline accelerator experiment that is under construction in the U.S. The near site, located at Fermilab, will host the Long Baseline Neutrino Facility (LBNF) and the Near Detectors complex. The Far Detector, a 40kt fiducial volume Liquid Argon Time Projection Chamber (LAr-TPC), on the other hand will be located at the Sanford Underground Research Facility (SURF) in South Dakota, 1285 km away from Fermilab. According to the most recent Technical Design Report (TDR), DUNE will use a 120 GeV proton beam of 1.2 MW power, which will deliver 1.1×10^{21} protons on target (POT) per year. DUNE will use an intense, on-axis, broad-band muon neutrino beam, peaked at 2.5 GeV (in order to sit around the first atmospheric oscillation maximum), with a small intrinsic ν_e contamination. Such a beam can also operate in antineutrino mode, providing an anti-muon neutrino flux.

For the simulation of the DUNE experiment, we use the GLoBES software [177]. Considering the latest version of the DUNE GLoBES files [178], we take into account an exposure of 6.5 years in neutrino mode and 6.5 years in antineutrino mode (total exposure of 312 kt-MW-years for each mode). Accelerator upgrades to 2.4 MW would increase the statistics further or get to the quoted exposure faster, while realistic far detector staging would slow down the statistics somewhat. The two oscillation channels we consider are the ν_μ disappearance and the ν_e appearance. For the former the DUNE collaboration suggests a systematic uncertainty of 5%; backgrounds to this channel are misidentified ν_e and Neutral Current (NC) events. For the latter, the systematic uncertainty is 2% and the backgrounds consists on misidentified ν_τ and NC events. Energy resolution and efficiency functions, as well as smearing matrices are given by the collaboration. We consider the Earth matter density to be 2.848 g/cm^3 .

In order to study the DUNE performances in the measurements of the new physics parameters, we derive the statistical significance of our results using a $\Delta\chi^2$ function calculation with priors based on the pull method [179]. As true values for the standard oscillation parameters, except for the CP-violating phase δ whose value depends on the given benchmark scenario, we consider the ones from the global fit without SuperKamiokande atmospheric data [99], summarized in table 2. In our simulations we also marginalize over the cited parameters using Gaussian priors given by their 1σ uncertainties shown in the above mentioned table; the mass ordering is considered to be known. It is worth to notice that other global fits [180, 181] obtained slightly different results for the oscillation parameters. However, we checked in our simulations that the results are not significantly affected by the choice of the sets of parameters and their uncertainties. Moreover, the inclusion of the atmospheric data in the fit, can change the preference of the θ_{23} octant from the upper one to the lower one in NO. We also checked that the performances of DUNE in constraining our benchmark scenarios are not drastically affected by the atmospheric angle octant. This is because DUNE will have measurements of θ_{23} , Δm_{31}^2 , and δ that will all be considerably better than currently available, and is significantly less sensitive to the other three oscillation parameters.

MO	θ_{12} ($^\circ$)	θ_{23} ($^\circ$)	θ_{13} ($^\circ$)	Δm_{21}^2 [10^{-5} eV 2]	Δm_{3l}^2 [10^{-3} eV 2]
NO	$33.44^{+0.77}_{-0.74}$	$49.2^{+1.0}_{-1.3}$	$8.57^{+0.13}_{-0.12}$	$7.42^{+0.21}_{-0.20}$	$2.515^{+0.028}_{-0.028}$
IO	$33.45^{+0.77}_{-0.74}$	$49.5^{+1.0}_{-1.2}$	$8.60^{+0.12}_{-0.12}$	$7.42^{+0.21}_{-0.20}$	$-2.498^{+0.028}_{-0.029}$

Table 2. Preferred values from a recent global fit to oscillation data [99]. Δm_{3l}^2 is Δm_{31}^2 when positive and Δm_{32}^2 when negative.

While DUNE will have a state-of-the-art near detector facility [182] which will provide important information about sterile neutrinos depending on the Δm_{41}^2 values, we conservatively consider only the far detector in this study.

5 Single scenario results

In this section we present our results of DUNE’s sensitivity to just a single new physics scenario. This is done to show how well DUNE can identify the benchmarks we are considering when compared against the standard oscillation picture. It also allows us to present the first results of scalar NSI at NOvA and T2K. We find that, in general, DUNE has very good sensitivity to discover new physics at the level indicated by current long-baseline oscillation experiments, as expected.

5.1 Vector NSI

We discuss here the performances of the DUNE Far Detector in constraining the NSI parameters in the benchmark scenarios discussed in section 3. Figure 2 shows the DUNE allowed regions at 68, 90, and 99% CL in the $(\varepsilon_{\alpha\beta} - \phi_{\alpha\beta})$ plane. The top (bottom) panels show the results using the NO (IO) hypothesis. In order to obtain the contours, we consider as true values for the two mass splittings and the mixing angles the ones summarized in table 2 and the values for $\varepsilon_{\alpha\beta}$, $\phi_{\alpha\beta}$ and δ from the NOvA-T2K fit. For the fit we marginalize over the oscillation parameters with pull terms. All the NSI parameters that do not appear in each plot are fixed to 0 both in the theory and in the fit.

For the vector NSI case, we observe that the most interesting results are obtained when the mass ordering is normal, since the $\Delta\chi^2$ -s in respect to the standard model are 4.44 and 3.65 when the fits are performed in NO considering non-vanishing $\varepsilon_{e\mu}$ and $\varepsilon_{e\tau}$, respectively (see table 6 taken from [5]); however, for the sake of completeness, we show the results considering also the IO scenarios.

It is clear that DUNE is expected to be able to measure all the above mentioned vector NSI parameter with a good precision. Indeed, when $\varepsilon_{e\mu}$ is considered in NO, in the 2-dimensional plane (2 degrees of freedom), the 68% CL allowed region includes the intervals $[0.16, 0.21]$ for $\varepsilon_{e\mu}$ and $[1.3, 1.8]\pi$ for $\phi_{e\mu}$. This means that in the first benchmark scenario, DUNE would be able to determine both NSI parameters with a precision of roughly 10% at the given benchmarks. In the IO case, since the best fit value for $\varepsilon_{e\mu}$ is smaller (0.04), the allowed region is bigger, but still excludes at 99% CL the standard model.

In the middle panels, namely when the benchmark scenario presents non-zero values for $\varepsilon_{e\tau}$ and $\phi_{e\tau}$, it is possible to observe that the DUNE performances are similar to the

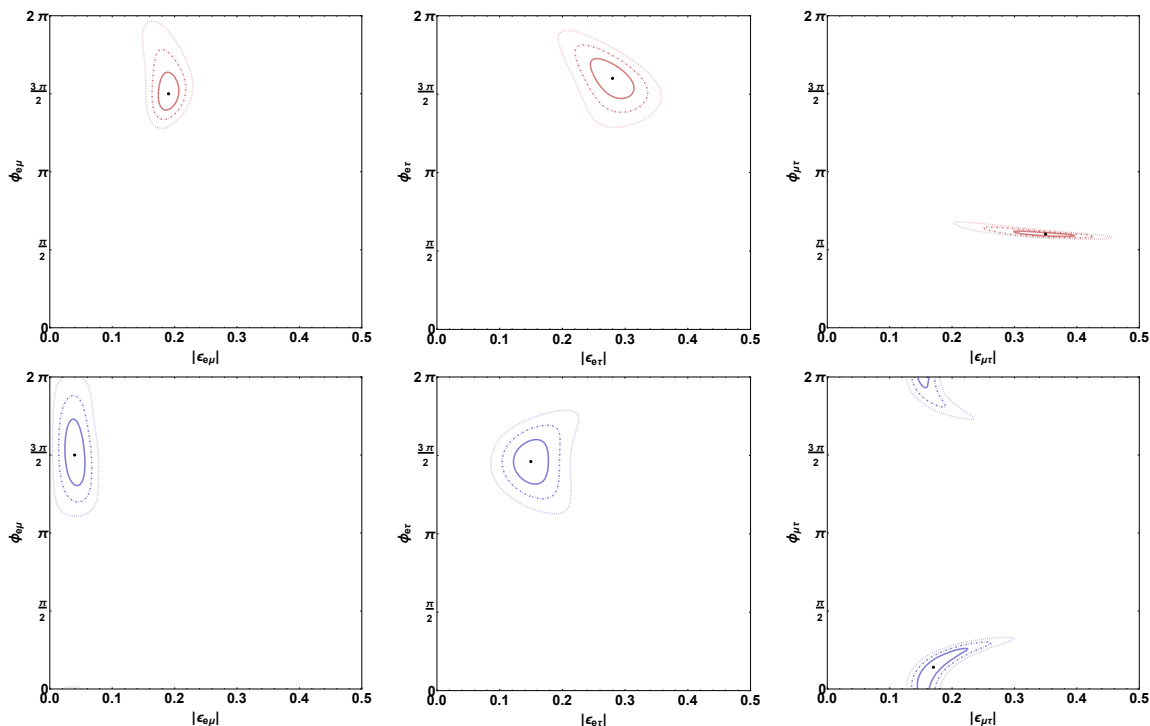


Figure 2. 68% (solid lines), 95% (dashed lines) and 99% (dotted lines) contours in DUNE in the vector NSI ($|\varepsilon_{ij}| - \phi_{ij}$)-planes when data are generated using vector NSI best fits considering one parameter at a time. The top (bottom) panels with red (blue) contours have been obtained using NO (IO) best fits.

previous case. In particular, the allowed regions includes the intervals $[0.22, 0.34]$ for $\varepsilon_{e\tau}$ and $[1.4, 1.8]\pi$ for $\phi_{e\tau}$ which correspond to a precision of roughly 20% for the magnitude of the parameter and 10% for its phase for the NO case. When we consider the IO scenario, the precision on the parameters remains basically the same, even though the best fit value for the NSI coupling magnitude is reduced by almost a factor of 2.

The results are very different when $\varepsilon_{\mu\tau}$ is considered. In this case, the best fit value for $\phi_{\mu\tau}$ from NOvA and T2K is very close to $\pi/2$ in the NO case. Since the NSI correction to the ν_μ disappearance probability depends at the leading order on the combination $\varepsilon_{\mu\tau} \cos \phi_{\mu\tau}$, see eq. (A.3), DUNE is expected to be very sensitive to small variation of the phase around $3/2\pi$, but is not adequate to constrain the magnitude $|\varepsilon_{\mu\tau}|$ with the same precision reached for the other parameters. When we consider the IO hypothesis, the situation is the opposite, since the phase best fit is close to zero: the magnitude is tightly constrained while the phase can vary in a relatively large interval. We note also that atmospheric data from SK and IceCube is quite strong for this parameter [183, 184].

Then, instead of considering just a single NSI parameter at a time, we marginalize over all NSI parameters (magnitudes and phases) with select input priors: $|\varepsilon_{\mu\tau}| < 0.02$ (when undisplayed) [173] and $\varepsilon_{ee} < 0.3$ [185]. The results are shown in figure 3. Compared to the single parameter case the contours are obviously enlarged, however DUNE is still be able to exclude large portions of the parameters spaces in the studied benchmark scenarios and

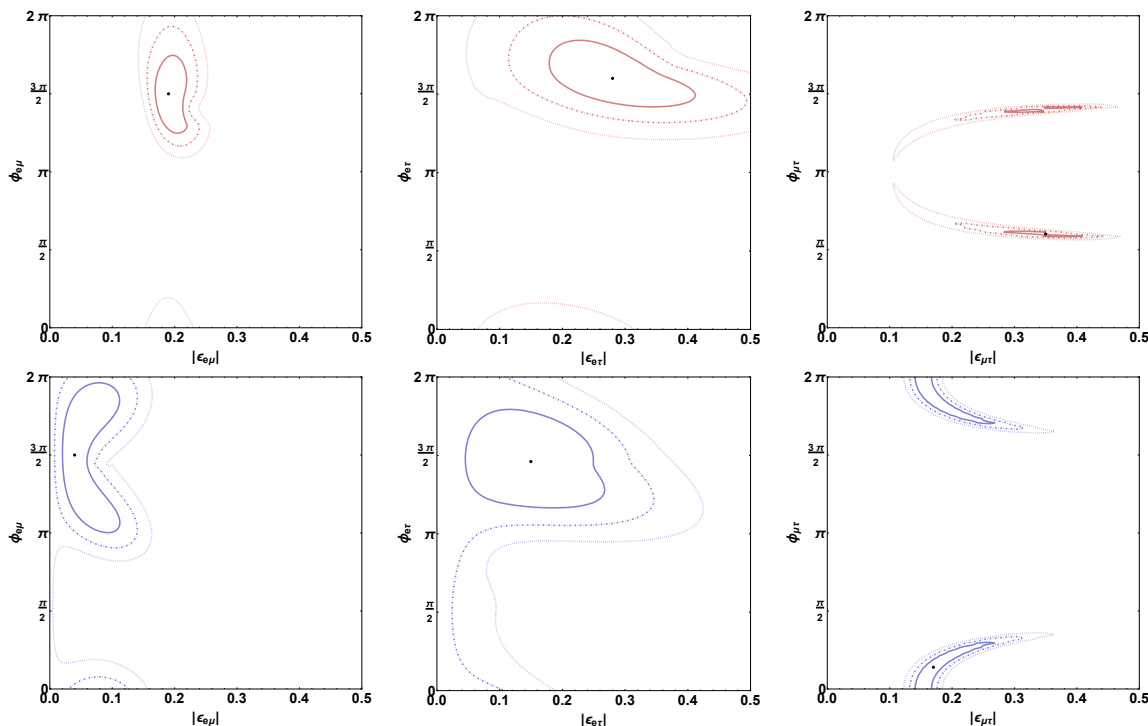


Figure 3. 68% (solid lines), 95% (dashed lines) and 99% (dotted lines) contours in DUNE in the vector NSI ($|\varepsilon_{ij}| - \phi_{ij}$)-planes when data are generated using NSI best fits marginalizing over all the NSI parameters. The three top (bottom) plots with red (blue) contours have been obtained using NO (IO) best fits.

easily discover new physics. The most interesting features that can be observed are the following:

- In both the NO and IO cases, when we consider $\varepsilon_{\mu\tau}$, the $\cos \phi_{\mu\tau}$ degeneracy appears.
- In the IO case, now the SM is allowed at 99% (95%) CL in the $\varepsilon_{e\mu}$ ($\varepsilon_{e\tau}$) scenarios due partially to slightly smaller benchmark parameters.

We note that the degeneracy in $\varepsilon_{\mu\tau}$ appears only in the case where all NSI parameters are scanned over because $\varepsilon_{\mu\tau}$ does appear in the appearance probability at a subleading level which is enough to break the degeneracy between $\sin \phi_{\mu\tau} \leftrightarrow -\sin \phi_{\mu\tau}$. When all NSI parameters are considered, however, there is more than enough freedom to cancel out the effect in appearance mode without significantly affect the disappearance measurement. See also [186] for more discussion of some of these degeneracies.

Other studies have also investigated complex off-diagonal vector NSI at DUNE, often using this benchmark approach [78, 80–82]. As they have used different benchmarks, either the SM or particular NSI values, it is not possible to directly compare them, but qualitatively they find comparable sensitivity to vector NSI at the $|\varepsilon_{\alpha\beta}| \sim 0.1$ level with a sizable dependence on the complex NSI phases and a stronger sensitivity and more precision for $\varepsilon_{\mu\tau}$ than either of $\varepsilon_{e\beta}$.

5.2 Scalar NSI

For the sensitivities performed using the off-diagonal scalar NSI benchmark scenarios, the first study of its kind, we use the same approach described in the previous subsection. Differently from the previous case, the results with more statistical significance in the NOvA-T2K fit are the IO ones. In figure 4 we show our results in the $(\eta_{\alpha\beta} - \phi_{\alpha\beta})$ planes in the case in which the lightest neutrino mass is zero.

When the mass ordering is inverted, DUNE will to constrain scalar NSI at the following levels at 68% CL: $|\eta_{e\mu}| \in [0.012, 0.035]$ and $|\eta_{e\tau}| \in [0.008, 0.012]$. On the other hand, DUNE cannot set remarkable bounds on the phases, being able to exclude at 68% CL only one third of the possible values of $\phi_{e\mu}$ (from 0.44π to 1.1π) and one sixth of the possible values of $\phi_{e\tau}$ (from 1.6π to 1.9π). For the non-zero $\eta_{\mu\tau}$ scenario, in which the scalar NSI coupling best fit is bigger, we have a different situation. Indeed, DUNE is expected in this case to bound with good precision the phase, but is very unconstraining in the magnitude. In the NO case, the NOvA-T2K results are characterized by very small best values and small $\Delta\chi^2$ -s. When we perform sensitivity scans with DUNE, we can observe that this experiment is not able to distinguish the new physics scenarios from the Standard Model not even at 68% level. Moreover, the magnitudes of the three off-diagonal scalar NSI parameters cannot be bounded from above and the phases are unconstrained by DUNE.

We checked that when a full marginalization is performed, DUNE is not able to exclude remarkable portions of the parameters space at a good confidence level. Indeed, the scalar NSI scenarios produce very similar phenomenology at DUNE (see section 6); thus, when we allow all the parameters to vary in the fit, the effects of the η -s can be reduced by the presence of other non-zero parameters.

We have mentioned that one of the most interesting features of the scalar NSI model is that the oscillation probabilities in this case depend on the absolute neutrino mass scale. A non-zero m_{lightest} can slightly change the NOvA-T2K best fits. In particular, increasing the neutrino mass scale, the best fit complex NSI phases are almost the same, while the magnitudes of the η_{ij} parameters decrease. The most significant reduction of the best fits can be observed in the IO case, in which, as already pointed out, the phenomenology would allow us to distinguish the scalar NSI parameters from the SM oscillations. In figure 5 we show the 68% contours using the best fits for $m_{\text{lightest}} = 0, 0.05, 0.1$ eV. It is clear that the contours shapes are not drastically altered by the decrease of the scalar NSI parameters magnitudes. However, when the lightest neutrino is not massless, DUNE is expected to be able to set upper limits on $\eta_{\mu\tau}$: $|\eta_{\mu\tau}| < 0.08$ (0.06) at 68% CL when $m_{\text{lightest}} = 0.05$ (0.1) eV. Combining information from very different densities such as the crust of the Earth and the center of the Sun could allow for a detection of the absolute neutrino mass scale.

5.3 Sterile neutrinos

In figure 6 we show the performances of the DUNE Far Detector in constraining the 3+1 parameters if the best fits are the ones reported in table 1 from NOvA and T2K data.

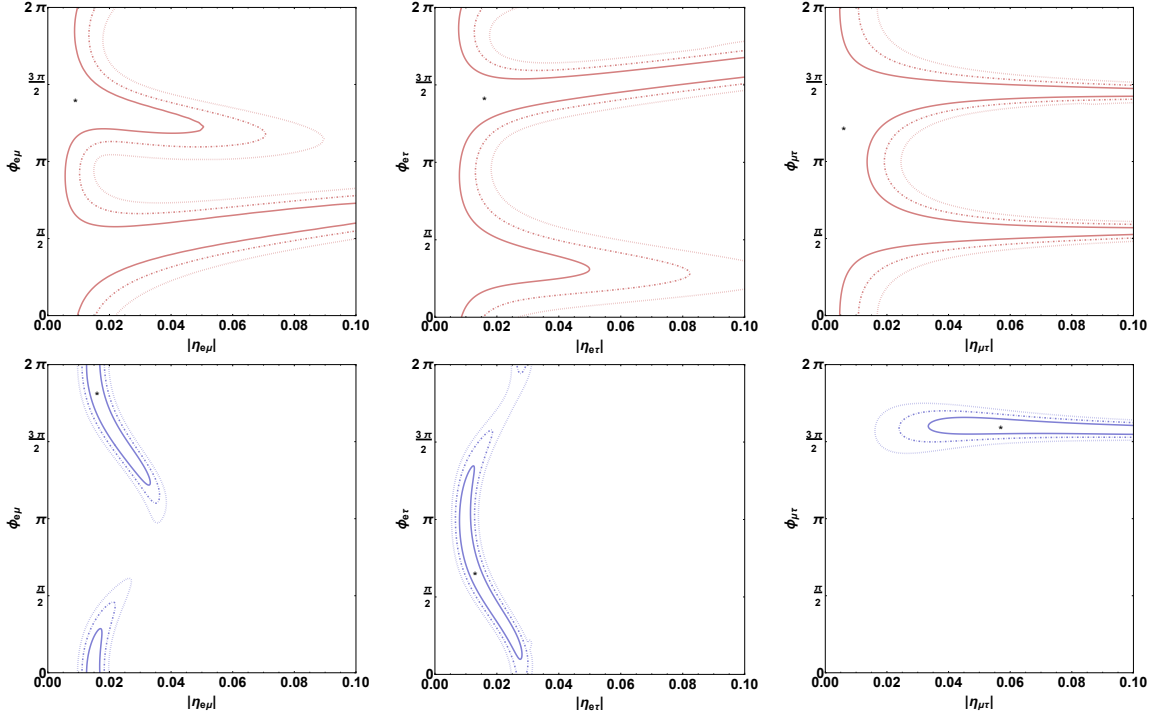


Figure 4. 68% (solid lines), 95% (dashed lines) and 99% (dotted lines) contours in DUNE in the scalar NSI ($|\eta_{ij}| - \phi_{ij}$)-planes where η_{ij} is the value of η_{ij} at $\rho = 3 \text{ g/cm}^3$. The true data are generated using scalar NSI best fits (with $m_{\text{lightest}} = 0$) considering one NSI parameter at a time. The three top (bottom) plots with red (blue) contours have been obtained using NO (IO) best fits.

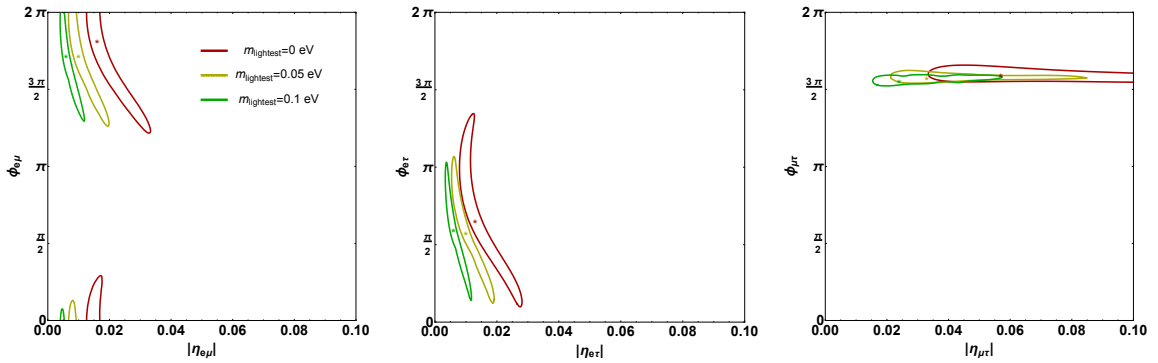


Figure 5. 68% contours in DUNE in the ($|\eta_{ij}| - \phi_{ij}$)-planes when data are generated using scalar NSI best fits in the IO case considering one NSI parameter at a time. The red curve is obtained with $m_{\text{lightest}} = 0$, the blue one with $m_{\text{lightest}} = 0.05 \text{ eV}$ and the green one with $m_{\text{lightest}} = 0.1 \text{ eV}$.

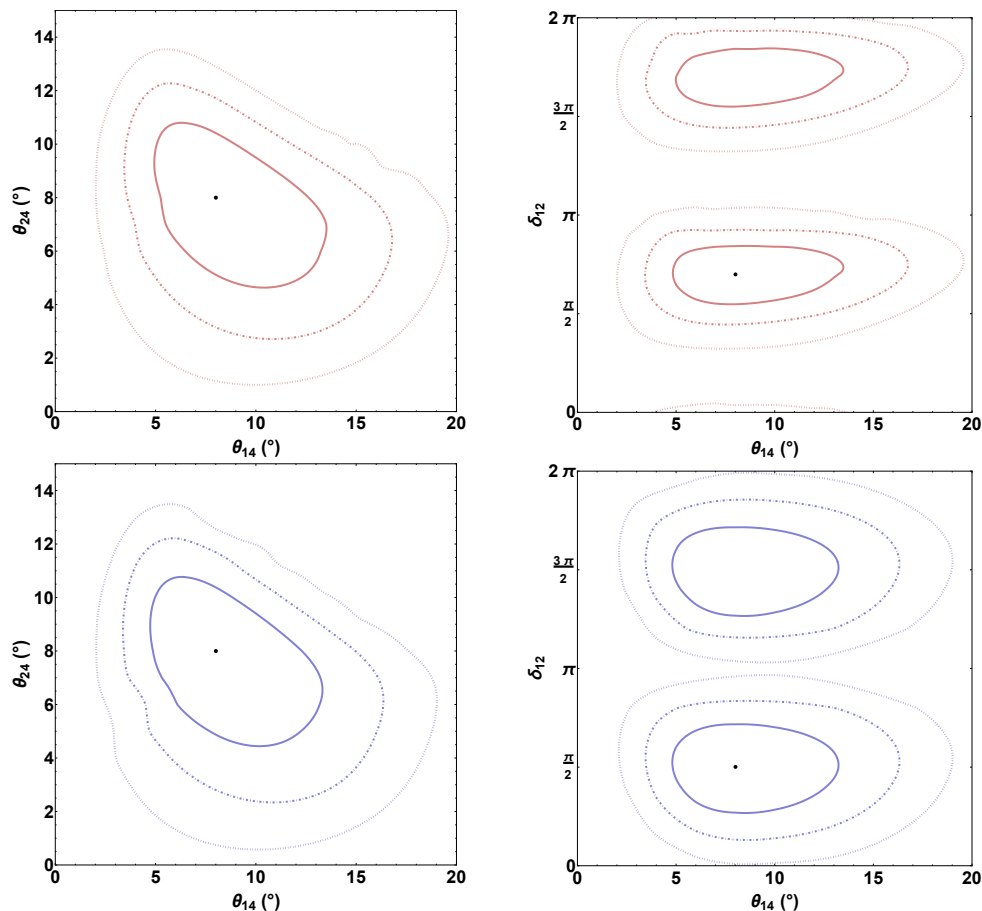


Figure 6. 68% (solid lines), 95% (dashed lines) and 99% (dotted lines) contours in DUNE in the $(\theta_{14} - \theta_{24})$ and $(\theta_{14} - \delta_{12})$ planes when data are generated using 3+1 model best fits. The three top (bottom) plots with red (blue) contours have been obtained using NO (IO) best fits.

In the analysis, we marginalize over the undisplayed parameters, using the upper bound $\theta_{i4} < 25^\circ$ on the non-standard mixing angles.⁴ In both IO and NO, in the $(\theta_{24} - \theta_{14})$ planes, it is evident that there is a modest amount of anti-correlation between the two mixing angles, which is not surprising given that they both play a similar role. Related, DUNE is expected to have a similar sensitivity to both the mixing angles for similar true values. Since we are taking both sterile mixing angles to be 8° , the 68% allowed ranges are $[5-12]^\circ$ for θ_{14} and $[4-10]^\circ$ for θ_{24} . When we investigate the DUNE capabilities in measuring the new complex phases, we observe in figure 6 that, if $\delta_{12} \sim 0.5\pi$ as suggested by NOvA and T2K data, then there exists two local $\Delta\chi^2$ minima, one around the best fit and one around $\delta_{12} \sim 1.5\pi$ for both the IO and NO case. Thus DUNE would not be able to determine the sign of $\sin \delta_{12}$, but would be able to determine that a new source of CP

⁴This range of θ_{i4} is motivated by the existing constraints on sterile neutrino mixing angles ranging from $\theta_{14} \lesssim 1^\circ$ to $\theta_{34} \lesssim 23^\circ$ [145], although we note that these constraints depend considerably on the experiments included and there are numerous anomalies, some of which seem to point to mixing angles in excess of those constraints.

violation exists. We checked that, on the other hand, given the best fits in table 1, the DUNE experiment will not be sensitive to δ_{13} and δ_{23} .

Other studies have also investigated sterile neutrinos at DUNE [81, 84–86, 187]. Most studies assume the SM or different benchmarks from our study, so a direct comparison is not possible, but [86] does consider a similar benchmark point in terms of mixing angles and finds very similar sensitivities.

6 Differentiating the models

6.1 Method

We now get to the primary result of this paper, where we explore the ability for DUNE to correctly differentiate among different benchmark scenarios. Our methodology is to assume that one of the benchmark new physics points represents reality and then attempt to reconstruct it in a different new physics scenario and determine the test statistic for the model comparison test to show the significance at which the data would prefer the correct answer over an incorrect answer. We compare each of the three classes of models against each other for the most comprehensive such study to date.

The minimum $\Delta\chi^2$'s are shown in tables 3, 4, and 5. The true scenarios are listed along the left column and then the statistical significance in which the SM can be disfavored is shown in the second column labeled SM. The remaining columns show at what level a different scenario can be disfavored relative to the true scenario which is denoted with a slash as the $\Delta\chi^2$'s in those cases are exact zero.

For the χ^2 computations we marginalize over all the standard oscillation parameters. We also marginalize over one NSI parameter, magnitude up to 0.5 and phase, for the vector and scalar NSI columns. For the sterile columns, labeled 3+1, we marginalize over Δm_{41}^2 in the range $[10^{-5} - 10] \text{eV}^2$, and the mixing angles in the range $[0 - 30]^\circ$. Naturally the $\Delta\chi^2$ in the new physics scenarios will be less than that of the SM as the new physics scenarios include all the degrees of freedom of the SM plus several new ones.

6.2 Discussion

6.2.1 True vector NSI

In the case in which data are generated using the best fit points for vector NSI, for both the NO and IO, the data could not be well fit with the three neutrino standard probabilities ($\chi^2 > 60$). Moreover, all the models obtained generating data with vector NSI (ε) best fits from the NOvA and T2K data can be distinguished at least 7σ from the scalar NSI models. When we try to fit the vector NSI data with other vector NSI models or 3+1 models, the only interesting case (namely the only case in which DUNE would struggle in differentiating the models) is when data are generated using $\varepsilon_{e\mu}$ best fits in the IO case. In this framework, the minima of the χ^2 are 10, 13 and 3 when we fit the data with the $\varepsilon_{e\tau}$, $\varepsilon_{\mu\tau}$ and 3+1 models respectively. These results are generally compatible with [78] which fit benchmark NSI points in a sterile neutrino framework.

6.2.2 True scalar NSI

Let us now focus on the case in which data are generated using the best fits related to the scalar NSI model. It is clear that, for NO, the minimum χ^2 values are very small even in the standard model scenario (when all the new physics parameters are fixed to zero). This is because the fit at the NOvA and T2K data, if performed adding the scalar NSI in NO, gives very small best fit values for the η couplings. For this reason, we expect that DUNE would not be able in this case to distinguish at any confidence level these scenarios with the standard three neutrino framework. If we fit data with models in which other η parameters are used in the fit, we obtain even smaller minima for the χ^2 , as expected. The same happens in the case in which we fit the scalar NSI data with sterile neutrino models. On the other hand, when we try to fit them with vector NSI models, apart from the $\eta_{e\mu}$ case, the best fit point is always found when $\varepsilon_{ij} = 0$. The best fit for the scalar NSI parameters in the IO case give even more interesting results. In this case, the three neutrino framework is completely excluded ($\chi^2 > 30$ in all three cases). However, we can find minima of the χ^2 much smaller than the standard model ones when we fit data with other scalar NSI models. In particular, if data are generated using the best fits for $\eta_{e\tau}$, DUNE would have very limited discrimination capabilities when we switch on only $\eta_{e\mu}$ or $\eta_{\mu\tau}$ at more than 1.5σ . On the other hand, when data are generated with $\eta_{e\mu}$ or $\eta_{\mu\tau}$ best fits, the χ^2 related to the fits with the other η models are in the range $4.6 - 6.3$. Thus, DUNE would also have some ability to distinguish different scalar NSI scenarios in the IO if the true values for the η -s are the ones compatible with the NOvA-T2K tension. If we try to fit scalar NSI data with single parameter vector NSI models, DUNE would differentiate them at a good confidence level. Only in the $\eta_{\mu\tau}$ case, the vector NSI models could be rejected at less than 5σ . Finally, the IO scalar NSI models generated with $\eta_{e\tau}$ and $\eta_{\mu\tau}$ best fits cannot be distinguished at more than 3.2σ from the sterile neutrino models. On the other hand, we reach almost 5σ in the case of the $\eta_{e\mu}$ model.

All these results have been obtained considering only one parameter at-a-time for each model, namely switching on only one off-diagonal scalar or vector parameter for each fit model. We checked that, if we vary all the off-diagonal parameters together, varying their phases in the entire allowed range, the results are not changing drastically. This means that, for instance, if we fit data generated with one of the η 's best fits using the vector NSI model in which we scan over the whole $(\varepsilon_{e\mu}, \varepsilon_{e\tau}, \varepsilon_{\mu\tau})$ parameter space, the minimum of the χ^2 is very close to the smaller minima of the χ^2 -s obtained using only one parameter at-a-time. This suggests that there are no strong correlations between parameters that could mimic data generated with a different model.

6.2.3 True sterile neutrino

Finally, when the data are obtained in the 3+1 framework (see table 5), with the best fits shown in table 1, we observe that the SM solution is excluded with $\Delta\chi^2 = 20$, namely at 4.5σ . On the other hand, when the fit is performed with the NSI models, it is clear that in both NO and IO, the $\Delta\chi^2$ is reduced to 5.2 in the vector case. The vector model which can be distinguished more easily from the 3+1 is the one where we turn on $\varepsilon_{\mu\tau}$ in NO

$\Delta\chi^2$	SM	$\eta_{e\mu}$	$\eta_{e\tau}$	$\eta_{\mu\tau}$	$\varepsilon_{e\mu}$	$\varepsilon_{e\tau}$	$\varepsilon_{\mu\tau}$	3+1
$\varepsilon_{e\mu}$ NO	200	140	140	170	/	180	160	80
$\varepsilon_{e\tau}$ NO	60	48	50	45	50	/	50	40
$\varepsilon_{\mu\tau}$ NO	200	180	170	180	160	180	/	80
$\varepsilon_{e\mu}$ IO	170	80	75	90	/	10	13	3
$\varepsilon_{e\tau}$ IO	70	50	50	45	45	/	60	20
$\varepsilon_{\mu\tau}$ IO	500	400	400	400	300	350	/	160

Table 3. $\Delta\chi^2$ obtained fitting to each case all the models taken into account using as true values the best fits of the vector NSI case.

$\Delta\chi^2$	SM	$\eta_{e\mu}$	$\eta_{e\tau}$	$\eta_{\mu\tau}$	$\varepsilon_{e\mu}$	$\varepsilon_{e\tau}$	$\varepsilon_{\mu\tau}$	3+1
$\eta_{e\mu}$ NO	0.14	/	0.005	0.088	0.071	0.033	0.055	0.02
$\eta_{e\tau}$ NO	0.08	0.003	/	0.041	SM	SM	SM	0.01
$\eta_{\mu\tau}$ NO	0.60	0.48	0.48	/	SM	SM	SM	0.02
$\eta_{e\mu}$ IO	100	/	4.7	6.3	80	70	90	21
$\eta_{e\tau}$ IO	60	1.0	/	1.5	44	38	50	11
$\eta_{\mu\tau}$ IO	30	4.6	4.8	/	23	20	29	12

Table 4. Same as table 3 but with true values set to the best fits of scalar NSI.

$\Delta\chi^2$	SM	$\eta_{e\mu}$	$\eta_{e\tau}$	$\eta_{\mu\tau}$	$\varepsilon_{e\mu}$	$\varepsilon_{e\tau}$	$\varepsilon_{\mu\tau}$
3+1 NO	20	8.2	7.9	6.7	5.2	6.6	10
3+1 IO	20	13	SM	18	7.4	6.2	9.5

Table 5. Same as table 3 but with true values set to the best fits of 3+1 sterile neutrino model.

($\Delta\chi^2 = 10$). This is because $\varepsilon_{\mu\tau}$ in DUNE, as already mentioned, is the one that mostly modifies the disappearance probability. In the scalar case, on the other hand, the $\Delta\chi^2$ are not drastically reduced in respect to the Standard Model case if the mass ordering is inverted. Indeed, if we perform the fit allowing $\eta_{e\mu}$ to vary we reach $\Delta\chi^2 = 13$, while in the opposite case, when we change the value of $\eta_{e\tau}$, the best fit is achieved when the scalar NSI parameter vanishes, namely in the Standard Model case. This suggests us that in inverted ordering, if the sterile neutrino mixing angles are as small as 8° and θ_{34} is fixed to zero, the phenomenology of 3+1 and scalar NSI models are moving in the opposite direction. On the contrary, in the scalar NSI NO case, the $\Delta\chi^2$ are as low as the vector NSI ones. We checked also in this case that a full marginalization over the NSI parameter spaces do not alter significantly the $\Delta\chi^2$ -s.

7 Conclusions

DUNE will be the state-of-the-art neutrino oscillation experiment making high precision long-baseline measurements with a modest matter effect, and with a fairly broad energy spectrum. As has been discussed in the literature, this will enable crucial tests of many new physics scenarios that affect oscillations. Some common new physics scenarios are light sterile neutrinos, vector non-standard neutrino interactions (NSI), and scalar NSI. To realistically understand DUNE's sensitivity, we considered a number of benchmark scenarios motivated by existing long-baseline accelerator neutrino oscillation data from NOvA and T2K. We confirmed in section 5 that, in fact, DUNE does have very good sensitivity to a majority of relevant new physics cases at the edge of current limits. For example, we showed, for the first time, that DUNE has sensitivity to off-diagonal scalar NSI.

While identifying any kind of additional new physics in the neutrino sector is extremely exciting, in order to confirm it, its nature must be understood. In order to do that, one must check if multiple different new physics scenarios can describe the same data, or if the data can differentiate among these scenarios. Our main results, that is the ability of DUNE to distinguish among different new physics frameworks, are reported in tables 3, 4 and 5. We find that, in general, DUNE can differentiate among vector NSI, scalar NSI, and sterile neutrinos at modest to excellent significance for these interesting benchmark points. It is not always possible, however, to easily identify which of the new physics parameters are responsible for the new physics as there are some degeneracies among e.g. $\varepsilon_{e\mu}$ and $\varepsilon_{e\tau}$ and among all the off-diagonal scalar NSI parameters. Nonetheless, additional measurements from HK, IceCube, KM3NeT, and other experiments would even further resolve the flavor structure of the new physics due to the presence of more baselines and energies.

Acknowledgments

We thank Julia Gehrlein for helpful comments. PBD acknowledges support from the U.S. Department of Energy under Grant Contract DE-SC0012704.

A Approximate expressions for neutrino oscillation probabilities

In this appendix we report the relevant transition probabilities for both vector and scalar NSI, for the transition channels used in our numerical computation.

The analytical behavior of the probabilities are put in a better readable form expanding up to the second order in some small parameters, namely $\alpha = \Delta m_{21}^2 / \Delta m_{31}^2$ and the deviation of the mixing angles from the tri-bimaximal mixing r , s , t , defined as [188, 189]:

$$s_{13} = \frac{r}{\sqrt{2}}, \quad s_{12} = \frac{1}{\sqrt{3}}(1 + s), \quad s_{23} = \frac{1}{\sqrt{2}}(1 + t). \quad (\text{A.1})$$

From the current global fits on the oscillation data, all previous parameters r , s , and t are of $\mathcal{O}(0.1)$ or smaller [181]. Since at the DUNE baseline the matter effects are expected to be of $\mathcal{O}(10\%)$, we can further expand in $V = aL/(4E\Delta_{31}) = a/\Delta m_{31}^2$.

A.1 Vector NSI

At first order in $\mathcal{O}(\varepsilon_{\alpha\beta})$ and with the identification $\varepsilon_{\alpha\beta} \rightarrow \varepsilon_{\alpha\beta} e^{i\phi_{\alpha\beta}}$, the NSI contribution to the electron appearance probability is:

$$\begin{aligned}
 P(\nu_\mu \rightarrow \nu_e)^{NSI} = & \frac{4}{3} V \alpha \Delta_{31} [-\Delta_{31} (\varepsilon_{e\tau} \cos \phi_{e\tau} - \varepsilon_{e\mu} \cos \phi_{e\mu}) \\
 & - \sin \Delta_{31} \varepsilon_{e\tau} (\cos \Delta_{31} \cos \phi_{e\tau} - \sin \Delta_{31} \sin \phi_{e\tau}) \\
 & - \sin \Delta_{31} \varepsilon_{e\mu} (\cos \Delta_{31} \cos \phi_{e\mu} - \sin \Delta_{31} \sin \phi_{e\mu})] \\
 & + 2Vr \sin \Delta_{31} [\Delta_{31} \cos \Delta_{31} (\varepsilon_{e\mu} \cos(\delta - \phi_{e\mu}) - \varepsilon_{e\tau} \cos(\delta - \phi_{e\tau})) \\
 & + \Delta_{31} \sin \Delta_{31} (\varepsilon_{e\tau} \sin(\delta - \phi_{e\tau}) - \varepsilon_{e\mu} \sin(\delta - \phi_{e\mu})) \\
 & + \sin \Delta_{31} (\varepsilon_{e\mu} \cos(\delta - \phi_{e\mu}) + \varepsilon_{e\tau} \cos(\delta - \phi_{e\tau}))].
 \end{aligned} \tag{A.2}$$

We observe that, at the perturbative order taken into account, the probability depends on $\varepsilon_{e\mu}$ and $\varepsilon_{e\tau}$ only. In particular, if $\phi_{e\tau} = \phi_{e\mu}$, the only relevant combinations are $\varepsilon_{e\mu} + \varepsilon_{e\tau}$ and $\varepsilon_{e\mu} - \varepsilon_{e\tau}$. The same happens if $\phi_{e\mu} = \pi + \phi_{e\tau}$. For the muon disappearance channel, the NSI contribution is:

$$\begin{aligned}
 P(\nu_\mu \rightarrow \nu_\mu)^{NSI} = & V \left\{ -8\Delta_{31} \varepsilon_{\mu\tau} \cos \phi_{\mu\tau} \cos \Delta_{31} \sin \Delta_{31} + \frac{4}{3} \alpha \Delta_{31}^2 [\varepsilon_{e\tau} \cos \phi_{e\tau} \cos^2 \Delta_{31} \right. \\
 & - \varepsilon_{e\mu} \cos \phi_{e\mu} \cos^2 \Delta_{31} + 4\varepsilon_{\mu\tau} \cos \phi_{\mu\tau} (1 - 2\sin^2 \Delta_{31})] \\
 & + 4t\Delta_{31} \varepsilon_{\tau\tau} \cos \Delta_{31} \sin \Delta_{31} \\
 & + 4r\Delta_{31} \varepsilon_{e\mu} \cos(\delta - \phi_{e\mu}) \cos \Delta_{31} \sin \Delta_{31} - 4a\varepsilon_{\tau\tau} \sin^2 \Delta_{31} \\
 & \left. + \frac{4}{3} \alpha \Delta_{31} [\varepsilon_{e\tau} \cos \phi_{e\tau} \cos \Delta_{31} \sin \Delta_{31} - \varepsilon_{e\mu} \cos \phi_{e\mu} \cos \Delta_{31} \sin \Delta_{31}] \right\}.
 \end{aligned} \tag{A.3}$$

Compared to the previous case, all NSI parameters but ε_{ee} contribute. However, the $\varepsilon_{\mu\tau}$ term is not suppressed by any of the small parameters r , s and t . Thus, this probability is expected to be more sensitive to $\varepsilon_{\mu\tau}$ and its phase.

In light of such formulae, we can try to understand the results in table 3. It is clear that, due to the strong dependence of the disappearance probability on $\varepsilon_{\mu\tau}$, if we generate data with this parameter's true value different from zero, we expect very large χ^2 . Indeed, it is very difficult to find values for the other parameters which fit well the disappearance data. Moreover, even if the appearance probability has the same dependence on $\varepsilon_{e\mu}$ and $\varepsilon_{e\tau}$, the disappearance probability contains one more term in $\varepsilon_{e\mu}$. For this reason, it is easy to fit data generated with $\varepsilon_{e\tau} \neq 0$ with a theory that contains $\varepsilon_{e\mu}$, but the opposite is more complicated. This is clear from table 3, since χ^2 in the $\varepsilon_{e\mu}$ rows are bigger in respect to the $\varepsilon_{e\tau}$ ones.

A.2 Scalar NSI

In the scalar NSI case, we neglect for simplicity the solar mass splitting, which would elongate in a considerable way the probabilities, making them difficult to understand. For

the electron appearance, and with the identification $\eta_{\alpha\beta} \rightarrow \eta_{\alpha\beta} e^{i\phi_{\alpha\beta}}$, we have:

$$\begin{aligned}
P(\nu_\mu \rightarrow \nu_e)^{NSI} &= [\eta_{e\mu}^2 + \eta_{e\tau}^2 + 2r\eta_{e\mu} \cos(\delta + \phi_{12}) + 2r\eta_{e\tau} \cos(\delta + \phi_{13})] \sin^2 \Delta_{13} + \\
&+ 2\eta_{e\mu}\eta_{e\tau} \cos(\phi_{12} - \phi_{13}) \sin^2 \Delta_{13} + \\
&- 2V[\eta_{e\mu}^2 + \eta_{e\tau}^2 + 2r\eta_{e\mu} \cos(\delta + \phi_{12}) + 2r\eta_{e\tau} \cos(\delta + \phi_{13})] \times \quad (A.4) \\
&\times [\Delta_{13} \cos \Delta_{13} \sin \Delta_{13} - \sin^2 \Delta_{13}] + \\
&- 2V\eta_{e\mu}\eta_{e\tau} \cos(\phi_{12} - \phi_{13}) \sin^2 \Delta_{13} [\Delta_{13} \cos \Delta_{13} \sin \Delta_{13} - \sin^2 \Delta_{13}].
\end{aligned}$$

It can be noticed that the probability depends only on $\eta_{e\mu}$ and $\eta_{e\tau}$. Both parameters appear in second order terms, proportional to η^2 or to $r\eta$.

The ν_μ disappearance probability, on the other hand, can be written as:

$$\begin{aligned}
P(\nu_\mu \rightarrow \nu_\mu)^{NSI} &= -\Delta_{13}(\eta_{\mu\mu} + \eta_{\tau\tau} + 2\eta_{\mu\tau} \cos \phi_{\mu\tau}) \sin 2\Delta_{13} + \\
&- \frac{1}{2}\Delta_{13}(\eta_{e\mu}^2 + \eta_{e\tau}^2 + 4\eta_{\mu\tau}^2 \sin^2 \phi_{\mu\tau}) \sin 2\Delta_{13} + \\
&- 4\Delta_{13}^2 \eta_{\mu\tau}^2 \cos^2 \phi_{\mu\tau} \sin 2\Delta_{13} + \\
&+ \frac{1}{2}(\eta_{\mu\mu}^2 + \eta_{\tau\tau}^2)[1 - (1 - \Delta_{13}^2) \cos 2\Delta_{13} - \Delta_{13} \sin 2\Delta_{13}] + \quad (A.5) \\
&- 2\Delta_{13}[r\eta_{e\mu} \cos(\delta - \phi_{e\mu}) + r\eta_{e\tau} \cos(\delta + \phi_{e\tau})] \sin 2\Delta_{13} + \\
&+ 2t(\eta_{\tau\tau} - \eta_{\mu\mu})[-1 + \cos 2\Delta_{13} + \Delta_{13} \sin 2\Delta_{13}] + \\
&- 3\Delta_{13}\eta_{e\mu}\eta_{e\tau} \cos(\phi_{e\mu} - \phi_{e\tau}) \sin 2\Delta_{13} + \\
&- 2\Delta_{13}\eta_{\mu\mu}\eta_{\mu\tau} \cos \phi_{\mu\tau} (2\Delta_{13} \cos 2\Delta_{13} + \sin 2\Delta_{13}) + \\
&+ \eta_{\mu\mu}\eta_{\tau\tau}[-1 + (1 - 2\Delta_{13}^2) \cos 2\Delta_{13} + \Delta_{13} \sin 2\Delta_{13}] + \\
&- 2\Delta_{13}\eta_{\mu\tau}\eta_{\tau\tau} \cos \phi_{\mu\tau} (2\Delta_{13} \cos 2\Delta_{13} + \sin 2\Delta_{13}).
\end{aligned}$$

In this case, all the scalar NSI parameters but η_{ee} appear. $\eta_{\mu\mu}$, $\eta_{\tau\tau}$ and $\eta_{\mu\tau}$ modify the probability at the first order in perturbation theory; we expect them to affect the Δm_{13}^2 measurement, since they are strongly correlated to $\sin 2\Delta_{13}$. Apart from the atmospheric mass splitting, the scalar NSI parameters appear coupled also to r and t .

Notice that, in our analytical approach, the probabilities are symmetric under the $\eta_{e\tau}$ - $\eta_{e\mu}$ exchange. However, from table 4, it is clear that this symmetry cannot be exact. Indeed, we checked that, when we include in the expansion also the solar mass splitting, the symmetry is broken, as expected. From table 4 we can also interestingly see that, even though the disappearance probability strongly depends on $\eta_{\mu\tau}$, since the best fit for $\phi_{\mu\tau}$ is similar to $\pi/2$, the leading term in the probability is suppressed. Thus, the fits to the data generated with $\eta_{\mu\tau}$ are better than the ones where data are generated using the other scalar NSI parameters.

A.3 Sterile neutrinos

In this case, expanding in the small $s_{i4} = \sin \theta_{i4}$ quantities up to the second order and averaging out the fast oscillations driven by Δm_{41}^2 , we obtain

$$P_{\nu_\mu \rightarrow \nu_e}^{3+1} = 0, \quad (A.6)$$

and

$$P_{\nu_\mu \rightarrow \nu_\mu}^{3+1} = -2s_{24}^2 \cos^2 \Delta_{31} - 2V' \Delta_{31} s_{24} s_{34} \cos \delta_{23} \sin 2\Delta_{31}, \quad (\text{A.7})$$

where V' is the NC matter potential, which appears in the probabilities due to the presence of a fourth sterile state. Notice that given our PMNS parameterization, in the standard three-flavor oscillation probabilities we substitute the usual complex phase δ with the combination $\delta_{13} - \delta_{12} - \delta_{23}$. It is clear that, at our expansion order, only θ_{24} modifies the disappearance probabilities, multiplied however by the small (at the atmospheric peak) $\cos^2 \Delta_{31}$. This explains why in table 5 the Standard Model is excluded only at 4.5σ even if the true values for θ_{14} and θ_{24} are relatively large (8°). Moreover, it is clear that, since $\delta_{12} \sim 1.9\pi$ or 0 in the two best fits, the DUNE sensitivity to the CP violating phase translates directly to the sensitivity to δ_{12} , whose best fits are maximal. Another interesting feature of the disappearance probability is that it is always smaller for $\theta_{24} \neq 0$. This explains why, for instance, a scalar NSI model in NO fits better the 3+1 data than the same model in IO. We can indeed observe that, the third line in eq. (A.5) reduces the disappearance probability in NO, while it enhances the probability in IO.

B NSI fits to NOvA, T2K, and reactor data

In this section we revisit the fits to NOvA and T2K data presented in [5] for vector NSI and provide the first fits to NOvA and T2K data in the presence of scalar NSI. The details of the fit are described there, but we will briefly summarize the inputs here.

The fit includes neutrino and anti-neutrino appearance data from both NOvA and T2K assuming a single energy bin. The fit also includes disappearance data from both experiments where it is then effectively mapped onto a Hamiltonian to derive the relevant constraints. To constrain the remaining parameters, information from Daya Bay [190] was used for θ_{13} and Δm_{31}^2 for both mass orderings and information from KamLAND [191] was used for the solar parameters θ_{12} and Δm_{21}^2 , along with the fact that $\Delta m_{21}^2 > 0$ from SNO, Borexino, and SuperK. A fit was then performed to the NSI parameters while minimizing the test statistic over Δm_{31}^2 , θ_{23} , and δ ; the other three oscillation parameters were determined to have no appreciable effect.

B.1 Vector NSI

In [5] a fit to NOvA and T2K data was performed in the context of vector NSI. We reproduce the main result in table 6.

B.2 Scalar NSI

We redo the analysis of NOvA and T2K data as described above in the context of scalar NSI. The results are reported in figure 7 and table 7.

We make some comments on these results. We note that the IO is always preferred over the NO, but at even lower significance than for vector NSI. In addition, we also recall that SuperK's atmospheric data prefers the NO [5, 99, 174] and will be affected by scalar NSI in quite a different fashion to long-baseline data [88, 134]. Thus we find that scalar

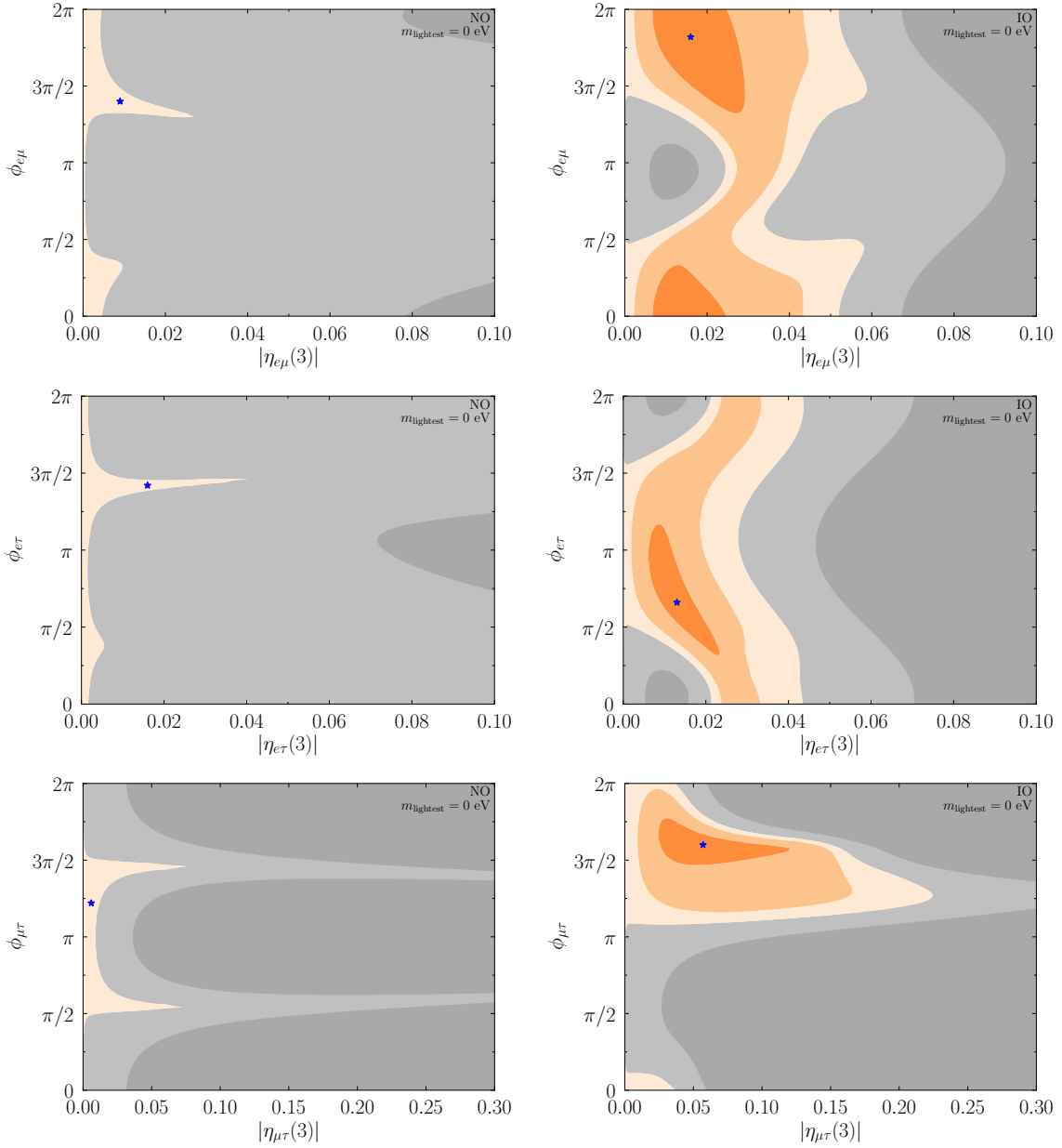


Figure 7. The preferred and disfavored regions of scalar NSI given by NOvA and T2K data with information from Daya Bay and KamLAND data as well. Δm_{31}^2 , θ_{23} , and δ are minimized over and θ_{13} , θ_{12} , and Δm_{21}^2 are fixed to the best fit values from Daya Bay and KamLAND. The top, middle, and bottom rows correspond to $\eta_{e\mu}(3)$, $\eta_{e\tau}(3)$, and $\eta_{\mu\tau}(3)$ respectively, and the left and right columns correspond to the NO and IO respectively. The mass of the lightest neutrino is taken to be zero here. The (3) refers to the fact that the scalar NSI parameters are plotted as rescaled to a density of 3 g/cm^3 . The blue stars are the best fit points, the light gray regions are slightly disfavored and the dark gray regions are disfavored at 68% CL. The successive orange colors represent integer units of $\Delta\chi^2$.

MO	NSI	$ \varepsilon_{\alpha\beta} $	$\phi_{\alpha\beta}/\pi$	δ/π	$\Delta\chi^2$
NO	$\varepsilon_{e\mu}$	0.19	1.50	1.46	4.44
	$\varepsilon_{e\tau}$	0.28	1.60	1.46	3.65
	$\varepsilon_{\mu\tau}$	0.35	0.60	1.83	0.90
IO	$\varepsilon_{e\mu}$	0.04	1.50	1.52	0.23
	$\varepsilon_{e\tau}$	0.15	1.46	1.59	0.69
	$\varepsilon_{\mu\tau}$	0.17	0.14	1.51	1.03

Table 6. Best fit values to NOvA and T2K data and $\Delta\chi^2 = \chi_{\text{SM}}^2 - \chi_{\text{NSI}}^2$ for a fixed MO considering one complex vector NSI parameter at a time. (For the SM, $\chi_{\text{NO}}^2 - \chi_{\text{IO}}^2 = 2.3$.)

NSI is not a satisfactory improvement to the slight NOvA and T2K tension, but we can still regard the best fit points as valuable benchmarks moving forward.

Unlike in vector NSI, for scalar NSI the absolute neutrino mass scale plays a role. In general the effect of m_{lightest} , even to values quite a bit larger than allowed by cosmology [192] where the upper limit is $\sim \text{few} \times 10^{-2}$ eV, on the results is quite small. That said, in some cases we see that the best fit value changes by a fair amount as m_{lightest} changes; this is due to the existence of multiple quasi-degenerate local minima that slightly change as m_{lightest} changes.

$m_{\text{lightest}} = 0 \text{ eV}$

MO	NSI	$ \eta_{\alpha\beta}(3) $	$\phi_{\alpha\beta}/\pi$	δ/π	$\Delta\chi^2$
NO	$\eta_{e\mu}(3)$	0.009	1.40	1.17	0.04
	$\eta_{e\tau}(3)$	0.016	1.42	1.10	0.02
	$\eta_{\mu\tau}(3)$	0.006	1.22	1.11	0.08
IO	$\eta_{e\mu}(3)$	0.016	1.82	1.86	2.33
	$\eta_{e\tau}(3)$	0.013	0.66	1.89	2.20
	$\eta_{\mu\tau}(3)$	0.057	1.60	1.85	2.33

$m_{\text{lightest}} = 0.05 \text{ eV}$

MO	NSI	$ \eta_{\alpha\beta}(3) $	$\phi_{\alpha\beta}/\pi$	δ/π	$\Delta\chi^2$
NO	$\eta_{e\mu}(3)$	0.002	1.66	1.18	0.10
	$\eta_{e\tau}(3)$	0.003	0.62	1.13	0.08
	$\eta_{\mu\tau}(3)$	0.009	0.56	1.17	0.06
IO	$\eta_{e\mu}(3)$	0.010	1.72	1.88	2.21
	$\eta_{e\tau}(3)$	0.010	0.58	1.90	2.18
	$\eta_{\mu\tau}(3)$	0.033	1.58	1.79	2.36

$m_{\text{lightest}} = 0.10 \text{ eV}$

MO	NSI	$ \eta_{\alpha\beta}(3) $	$\phi_{\alpha\beta}/\pi$	δ/π	$\Delta\chi^2$
NO	$\eta_{e\mu}(3)$	0.001	1.74	1.17	0.12
	$\eta_{e\tau}(3)$	0.002	0.64	1.14	0.11
	$\eta_{\mu\tau}(3)$	0.006	0.56	1.19	0.06
IO	$\eta_{e\mu}(3)$	0.006	1.72	1.86	2.20
	$\eta_{e\tau}(3)$	0.006	0.60	1.88	2.19
	$\eta_{\mu\tau}(3)$	0.024	1.56	1.83	2.36

Table 7. Best fit values to NOvA and T2K data and $\Delta\chi^2 = \chi_{\text{SM}}^2 - \chi_{\text{NSI}}^2$ for a fixed MO considering one complex scalar NSI parameter at a time, rescaled to what it would be for a density of 3 g/cm^3 for various values of m_{lightest} . (For the SM, $\chi_{\text{NO}}^2 - \chi_{\text{IO}}^2 = 2.3$.)

Open Access. This article is distributed under the terms of the Creative Commons Attribution License ([CC-BY 4.0](https://creativecommons.org/licenses/by/4.0/)), which permits any use, distribution and reproduction in any medium, provided the original author(s) and source are credited. SCOAP³ supports the goals of the International Year of Basic Sciences for Sustainable Development.

References

- [1] NOvA collaboration, *The NOvA technical design report*, Tech. Rep. [FERMILAB-DESIGN-2007-01](#), Fermilab, Batavia, IL, U.S.A. (2007) [[INSPIRE](#)].
- [2] T2K collaboration, *The T2K experiment*, *Nucl. Instrum. Meth. A* **659** (2011) 106 [[arXiv:1106.1238](#)] [[INSPIRE](#)].
- [3] HYPER-KAMIOKANDE PROTO- collaboration, *Physics potential of a long-baseline neutrino oscillation experiment using a J-PARC neutrino beam and Hyper-Kamiokande*, *PTEP* **2015** (2015) 053C02 [[arXiv:1502.05199](#)] [[INSPIRE](#)].
- [4] DUNE collaboration, *Long-Baseline Neutrino Facility (LBNF) and Deep Underground Neutrino Experiment (DUNE): conceptual design report, volume 2: the physics program for DUNE at LBNF*, Tech. Rep. [FERMILAB-DESIGN-2016-02](#), Fermilab, Batavia, IL, U.S.A. (2015) [[arXiv:1512.06148](#)] [[INSPIRE](#)].
- [5] P.B. Denton, J. Gehrlein and R. Pestes, *CP-violating neutrino nonstandard interactions in long-baseline-accelerator data*, *Phys. Rev. Lett.* **126** (2021) 051801 [[arXiv:2008.01110](#)] [[INSPIRE](#)].
- [6] S.S. Chatterjee and A. Palazzo, *Nonstandard neutrino interactions as a solution to the NOvA and T2K discrepancy*, *Phys. Rev. Lett.* **126** (2021) 051802 [[arXiv:2008.04161](#)] [[INSPIRE](#)].
- [7] S.S. Chatterjee and A. Palazzo, *Interpretation of NOvA and T2K data in the presence of a light sterile neutrino*, Tech. Rep. IPPP/20/16 (2020) [[arXiv:2005.10338](#)] [[INSPIRE](#)].
- [8] L.S. Miranda, P. Pasquini, U. Rahaman and S. Razzaque, *Searching for non-unitary neutrino oscillations in the present T2K and NOvA data*, *Eur. Phys. J. C* **81** (2021) 444 [[arXiv:1911.09398](#)] [[INSPIRE](#)].
- [9] D.V. Forero, C. Giunti, C.A. Ternes and M. Tortola, *Nonunitary neutrino mixing in short and long-baseline experiments*, *Phys. Rev. D* **104** (2021) 075030 [[arXiv:2103.01998](#)] [[INSPIRE](#)].
- [10] A. de Gouvêa, G. Jusino Sánchez and K.J. Kelly, *Very light sterile neutrinos at NOvA and T2K*, *Phys. Rev. D* **106** (2022) 055025 [[arXiv:2204.09130](#)] [[INSPIRE](#)].
- [11] R. Majhi, D.K. Singha, K.N. Deepthi and R. Mohanta, *Vector leptoquark U_3 and CP violation at T2K, NOvA experiments*, *Eur. Phys. J. C* **82** (2022) 919 [[arXiv:2205.04269](#)] [[INSPIRE](#)].
- [12] C.A. Argüelles et al., *New opportunities at the next-generation neutrino experiments I: BSM neutrino physics and dark matter*, *Rept. Prog. Phys.* **83** (2020) 124201 [[arXiv:1907.08311](#)] [[INSPIRE](#)].
- [13] C.A. Argüelles et al., *Snowmass white paper. Beyond the standard model effects on neutrino flavor: submitted to the proceedings of the U.S. community study on the future of particle physics (Snowmass 2021)*, *Eur. Phys. J. C* **83** (2023) 15 [[arXiv:2203.10811](#)] [[INSPIRE](#)].
- [14] J.M. Berryman, A. de Gouvea and D. Hernandez, *Solar neutrinos and the decaying neutrino hypothesis*, *Phys. Rev. D* **92** (2015) 073003 [[arXiv:1411.0308](#)] [[INSPIRE](#)].
- [15] R. Picoreti, M.M. Guzzo, P.C. de Holanda and O.L.G. Peres, *Neutrino decay and solar neutrino seasonal effect*, *Phys. Lett. B* **761** (2016) 70 [[arXiv:1506.08158](#)] [[INSPIRE](#)].
- [16] SNO collaboration, *Constraints on neutrino lifetime from the Sudbury Neutrino Observatory*, *Phys. Rev. D* **99** (2019) 032013 [[arXiv:1812.01088](#)] [[INSPIRE](#)].

- [17] M.C. Gonzalez-Garcia and M. Maltoni, *Status of oscillation plus decay of atmospheric and long-baseline neutrinos*, *Phys. Lett. B* **663** (2008) 405 [[arXiv:0802.3699](#)] [[INSPIRE](#)].
- [18] R.A. Gomes, A.L.G. Gomes and O.L.G. Peres, *Constraints on neutrino decay lifetime using long-baseline charged and neutral current data*, *Phys. Lett. B* **740** (2015) 345 [[arXiv:1407.5640](#)] [[INSPIRE](#)].
- [19] T. Abrahão, H. Minakata, H. Nunokawa and A.A. Quiroga, *Constraint on neutrino decay with medium-baseline reactor neutrino oscillation experiments*, *JHEP* **11** (2015) 001 [[arXiv:1506.02314](#)] [[INSPIRE](#)].
- [20] G. Pagliaroli, N. Di Marco and M. Mannarelli, *Enhanced tau neutrino appearance through invisible decay*, *Phys. Rev. D* **93** (2016) 113011 [[arXiv:1603.08696](#)] [[INSPIRE](#)].
- [21] P. Coloma and O.L.G. Peres, *Visible neutrino decay at DUNE*, Tech. Rep. FERMILAB-PUB-17-150-T, Fermilab, Batavia, IL, U.S.A. (2017) [[arXiv:1705.03599](#)] [[INSPIRE](#)].
- [22] S. Choubey, S. Goswami and D. Pramanik, *A study of invisible neutrino decay at DUNE and its effects on θ_{23} measurement*, *JHEP* **02** (2018) 055 [[arXiv:1705.05820](#)] [[INSPIRE](#)].
- [23] A.M. Gago, R.A. Gomes, A.L.G. Gomes, J. Jones-Perez and O.L.G. Peres, *Visible neutrino decay in the light of appearance and disappearance long baseline experiments*, *JHEP* **11** (2017) 022 [[arXiv:1705.03074](#)] [[INSPIRE](#)].
- [24] S. Choubey, S. Goswami, C. Gupta, S.M. Lakshmi and T. Thakore, *Sensitivity to neutrino decay with atmospheric neutrinos at the INO-ICAL detector*, *Phys. Rev. D* **97** (2018) 033005 [[arXiv:1709.10376](#)] [[INSPIRE](#)].
- [25] P.B. Denton and I. Tamborra, *Invisible neutrino decay could resolve IceCube's track and cascade tension*, *Phys. Rev. Lett.* **121** (2018) 121802 [[arXiv:1805.05950](#)] [[INSPIRE](#)].
- [26] P.F. de Salas, S. Pastor, C.A. Ternes, T. Thakore and M. Tórtola, *Constraining the invisible neutrino decay with KM3NeT-ORCA*, *Phys. Lett. B* **789** (2019) 472 [[arXiv:1810.10916](#)] [[INSPIRE](#)].
- [27] M.V. Ascencio-Sosa, A.M. Calatayud-Cadenillas, A.M. Gago and J. Jones-Pérez, *Matter effects in neutrino visible decay at future long-baseline experiments*, *Eur. Phys. J. C* **78** (2018) 809 [[arXiv:1805.03279](#)] [[INSPIRE](#)].
- [28] S. Choubey, D. Dutta and D. Pramanik, *Invisible neutrino decay in the light of $NO\nu A$ and T2K data*, *JHEP* **08** (2018) 141 [[arXiv:1805.01848](#)] [[INSPIRE](#)].
- [29] L. Funcke, G. Raffelt and E. Vitagliano, *Distinguishing Dirac and Majorana neutrinos by their decays via Nambu-Goldstone bosons in the gravitational-anomaly model of neutrino masses*, *Phys. Rev. D* **101** (2020) 015025 [[arXiv:1905.01264](#)] [[INSPIRE](#)].
- [30] A. Abdullahi and P.B. Denton, *Visible decay of astrophysical neutrinos at IceCube*, *Phys. Rev. D* **102** (2020) 023018 [[arXiv:2005.07200](#)] [[INSPIRE](#)].
- [31] A. Ghoshal, A. Giarnetti and D. Meloni, *Neutrino invisible decay at DUNE: a multi-channel analysis*, *J. Phys. G* **48** (2021) 055004 [[arXiv:2003.09012](#)] [[INSPIRE](#)].
- [32] Y.P. Porto-Silva, S. Prakash, O.L.G. Peres, H. Nunokawa and H. Minakata, *Constraining visible neutrino decay at KamLAND and JUNO*, *Eur. Phys. J. C* **80** (2020) 999 [[arXiv:2002.12134](#)] [[INSPIRE](#)].
- [33] S. Choubey, M. Ghosh, D. Kempe and T. Ohlsson, *Exploring invisible neutrino decay at ESSnuSB*, *JHEP* **05** (2021) 133 [[arXiv:2010.16334](#)] [[INSPIRE](#)].

- [34] R. Picoreti, D. Pramanik, P.C. de Holanda and O.L.G. Peres, *Updating ν_3 lifetime from solar antineutrino spectra*, *Phys. Rev. D* **106** (2022) 015025 [[arXiv:2109.13272](#)] [[INSPIRE](#)].
- [35] V.A. Kostelecky and M. Mewes, *Lorentz and CPT violation in neutrinos*, *Phys. Rev. D* **69** (2004) 016005 [[hep-ph/0309025](#)] [[INSPIRE](#)].
- [36] LSND collaboration, *Tests of Lorentz violation in $\bar{\nu}_\mu \rightarrow \bar{\nu}_e$ oscillations*, *Phys. Rev. D* **72** (2005) 076004 [[hep-ex/0506067](#)] [[INSPIRE](#)].
- [37] MINOS collaboration, *Testing Lorentz invariance and CPT conservation with NuMI neutrinos in the MINOS near detector*, *Phys. Rev. Lett.* **101** (2008) 151601 [[arXiv:0806.4945](#)] [[INSPIRE](#)].
- [38] MINOS collaboration, *A search for Lorentz invariance and CPT violation with the MINOS far detector*, *Phys. Rev. Lett.* **105** (2010) 151601 [[arXiv:1007.2791](#)] [[INSPIRE](#)].
- [39] ICECUBE collaboration, *Search for a Lorentz-violating sidereal signal with atmospheric neutrinos in IceCube*, *Phys. Rev. D* **82** (2010) 112003 [[arXiv:1010.4096](#)] [[INSPIRE](#)].
- [40] A. Kostelecky and M. Mewes, *Neutrinos with Lorentz-violating operators of arbitrary dimension*, *Phys. Rev. D* **85** (2012) 096005 [[arXiv:1112.6395](#)] [[INSPIRE](#)].
- [41] MINIBOONE collaboration, *Test of Lorentz and CPT violation with short baseline neutrino oscillation excesses*, *Phys. Lett. B* **718** (2013) 1303 [[arXiv:1109.3480](#)] [[INSPIRE](#)].
- [42] DOUBLE CHOOZ collaboration, *First test of Lorentz violation with a reactor-based antineutrino experiment*, *Phys. Rev. D* **86** (2012) 112009 [[arXiv:1209.5810](#)] [[INSPIRE](#)].
- [43] MINOS collaboration, *Search for Lorentz invariance and CPT violation with muon antineutrinos in the MINOS near detector*, *Phys. Rev. D* **85** (2012) 031101 [[arXiv:1201.2631](#)] [[INSPIRE](#)].
- [44] J.S. Díaz, T. Katori, J. Spitz and J.M. Conrad, *Search for neutrino-antineutrino oscillations with a reactor experiment*, *Phys. Lett. B* **727** (2013) 412 [[arXiv:1307.5789](#)] [[INSPIRE](#)].
- [45] B. Rebel and S. Mufson, *The search for neutrino-antineutrino mixing resulting from Lorentz invariance violation using neutrino interactions in MINOS*, *Astropart. Phys.* **48** (2013) 78 [[arXiv:1301.4684](#)] [[INSPIRE](#)].
- [46] SUPER-KAMIOKANDE collaboration, *Test of Lorentz invariance with atmospheric neutrinos*, *Phys. Rev. D* **91** (2015) 052003 [[arXiv:1410.4267](#)] [[INSPIRE](#)].
- [47] EXO-200 collaboration, *First search for Lorentz and CPT violation in double beta decay with EXO-200*, *Phys. Rev. D* **93** (2016) 072001 [[arXiv:1601.07266](#)] [[INSPIRE](#)].
- [48] ICECUBE collaboration, *Neutrino interferometry for high-precision tests of Lorentz symmetry with IceCube*, *Nature Phys.* **14** (2018) 961 [[arXiv:1709.03434](#)] [[INSPIRE](#)].
- [49] T2K collaboration, *Search for Lorentz and CPT violation using sidereal time dependence of neutrino flavor transitions over a short baseline*, *Phys. Rev. D* **95** (2017) 111101 [[arXiv:1703.01361](#)] [[INSPIRE](#)].
- [50] DAYA BAY collaboration, *Search for a time-varying electron antineutrino signal at Daya Bay*, *Phys. Rev. D* **98** (2018) 092013 [[arXiv:1809.04660](#)] [[INSPIRE](#)].
- [51] M.M. Reynoso and O.A. Sampayo, *Propagation of high-energy neutrinos in a background of ultralight scalar dark matter*, *Astropart. Phys.* **82** (2016) 10 [[arXiv:1605.09671](#)] [[INSPIRE](#)].
- [52] A. Berlin, *Neutrino oscillations as a probe of light scalar dark matter*, *Phys. Rev. Lett.* **117** (2016) 231801 [[arXiv:1608.01307](#)] [[INSPIRE](#)].

- [53] G. Krnjaic, P.A.N. Machado and L. Necib, *Distorted neutrino oscillations from time varying cosmic fields*, *Phys. Rev. D* **97** (2018) 075017 [[arXiv:1705.06740](#)] [[INSPIRE](#)].
- [54] V. Brdar, J. Kopp, J. Liu, P. Prass and X.-P. Wang, *Fuzzy dark matter and nonstandard neutrino interactions*, *Phys. Rev. D* **97** (2018) 043001 [[arXiv:1705.09455](#)] [[INSPIRE](#)].
- [55] J. Liao, D. Marfatia and K. Whisnant, *Light scalar dark matter at neutrino oscillation experiments*, *JHEP* **04** (2018) 136 [[arXiv:1803.01773](#)] [[INSPIRE](#)].
- [56] F. Capozzi, I.M. Shoemaker and L. Vecchi, *Neutrino oscillations in dark backgrounds*, *JCAP* **07** (2018) 004 [[arXiv:1804.05117](#)] [[INSPIRE](#)].
- [57] G.-Y. Huang and N. Nath, *Neutrinophilic axion-like dark matter*, *Eur. Phys. J. C* **78** (2018) 922 [[arXiv:1809.01111](#)] [[INSPIRE](#)].
- [58] Y. Farzan, *Ultra-light scalar saving the 3 + 1 neutrino scheme from the cosmological bounds*, *Phys. Lett. B* **797** (2019) 134911 [[arXiv:1907.04271](#)] [[INSPIRE](#)].
- [59] J.M. Cline, *Viable secret neutrino interactions with ultralight dark matter*, *Phys. Lett. B* **802** (2020) 135182 [[arXiv:1908.02278](#)] [[INSPIRE](#)].
- [60] A. Dev, P.A.N. Machado and P. Martínez-Miravé, *Signatures of ultralight dark matter in neutrino oscillation experiments*, *JHEP* **01** (2021) 094 [[arXiv:2007.03590](#)] [[INSPIRE](#)].
- [61] G.-Y. Huang and N. Nath, *Neutrino meets ultralight dark matter: $0\nu\beta\beta$ decay and cosmology*, *JCAP* **05** (2022) 034 [[arXiv:2111.08732](#)] [[INSPIRE](#)].
- [62] M. Losada, Y. Nir, G. Perez and Y. Shpilman, *Probing scalar dark matter oscillations with neutrino oscillations*, *JHEP* **04** (2022) 030 [[arXiv:2107.10865](#)] [[INSPIRE](#)].
- [63] E.J. Chun, *Neutrino transition in dark matter*, Tech. Rep. KIAS-P21056 (2021) [[arXiv:2112.05057](#)] [[INSPIRE](#)].
- [64] A. Dev, G. Krnjaic, P. Machado and H. Ramani, *Constraining feeble neutrino interactions with ultralight dark matter*, *Phys. Rev. D* **107** (2023) 035006 [[arXiv:2205.06821](#)] [[INSPIRE](#)].
- [65] Y. Liu, L.-Z. Hu and M.-L. Ge, *The effect of quantum mechanics violation on neutrino oscillation*, *Phys. Rev. D* **56** (1997) 6648 [[INSPIRE](#)].
- [66] C.-H. Chang, W.-S. Dai, X.-Q. Li, Y. Liu, F.-C. Ma and Z.-J. Tao, *Possible effects of quantum mechanics violation induced by certain quantum gravity on neutrino oscillations*, *Phys. Rev. D* **60** (1999) 033006 [[hep-ph/9809371](#)] [[INSPIRE](#)].
- [67] F. Benatti and R. Floreanini, *Open system approach to neutrino oscillations*, *JHEP* **02** (2000) 032 [[hep-ph/0002221](#)] [[INSPIRE](#)].
- [68] E. Lisi, A. Marrone and D. Montanino, *Probing possible decoherence effects in atmospheric neutrino oscillations*, *Phys. Rev. Lett.* **85** (2000) 1166 [[hep-ph/0002053](#)] [[INSPIRE](#)].
- [69] SUPER-KAMIOKANDE collaboration, *Evidence for an oscillatory signature in atmospheric neutrino oscillation*, *Phys. Rev. Lett.* **93** (2004) 101801 [[hep-ex/0404034](#)] [[INSPIRE](#)].
- [70] G. Balieiro Gomes, M.M. Guzzo, P.C. de Holanda and R.L.N. Oliveira, *Parameter limits for neutrino oscillation with decoherence in KamLAND*, *Phys. Rev. D* **95** (2017) 113005 [[arXiv:1603.04126](#)] [[INSPIRE](#)].
- [71] G. Balieiro Gomes, D.V. Forero, M.M. Guzzo, P.C. De Holanda and R.L.N. Oliveira, *Quantum decoherence effects in neutrino oscillations at DUNE*, *Phys. Rev. D* **100** (2019) 055023 [[arXiv:1805.09818](#)] [[INSPIRE](#)].
- [72] T. Stuttard, *Neutrino signals of lightcone fluctuations resulting from fluctuating spacetime*, *Phys. Rev. D* **104** (2021) 056007 [[arXiv:2103.15313](#)] [[INSPIRE](#)].

- [73] D. Hellmann, H. Päs and E. Rani, *Searching new particles at neutrino telescopes with quantum-gravitational decoherence*, *Phys. Rev. D* **105** (2022) 055007 [[arXiv:2103.11984](#)] [[INSPIRE](#)].
- [74] M. Blennow, P. Coloma, E. Fernandez-Martinez, J. Hernandez-Garcia and J. Lopez-Pavon, *Non-unitarity, sterile neutrinos, and non-standard neutrino interactions*, *JHEP* **04** (2017) 153 [[arXiv:1609.08637](#)] [[INSPIRE](#)].
- [75] S. Parke and M. Ross-Lonergan, *Unitarity and the three flavor neutrino mixing matrix*, *Phys. Rev. D* **93** (2016) 113009 [[arXiv:1508.05095](#)] [[INSPIRE](#)].
- [76] P.B. Denton and J. Gehrlein, *New oscillation and scattering constraints on the tau row matrix elements without assuming unitarity*, *JHEP* **06** (2022) 135 [[arXiv:2109.14575](#)] [[INSPIRE](#)].
- [77] L. Wolfenstein, *Neutrino oscillations in matter*, *Phys. Rev. D* **17** (1978) 2369 [[INSPIRE](#)].
- [78] A. de Gouvêa and K.J. Kelly, *Non-standard neutrino interactions at DUNE*, *Nucl. Phys. B* **908** (2016) 318 [[arXiv:1511.05562](#)] [[INSPIRE](#)].
- [79] B. Dev et al., *Neutrino non-standard interactions: a status report*, *SciPost Phys. Proc.* **2** (2019) 001 [[INSPIRE](#)].
- [80] P. Bakhti and M. Rajaei, *Sensitivities of future reactor and long-baseline neutrino experiments to NSI*, *Phys. Rev. D* **103** (2021) 075003 [[arXiv:2010.12849](#)] [[INSPIRE](#)].
- [81] DUNE collaboration, *Prospects for beyond the standard model physics searches at the Deep Underground Neutrino Experiment*, *Eur. Phys. J. C* **81** (2021) 322 [[arXiv:2008.12769](#)] [[INSPIRE](#)].
- [82] S.S. Chatterjee, P.S.B. Dev and P.A.N. Machado, *Impact of improved energy resolution on DUNE sensitivity to neutrino non-standard interactions*, *JHEP* **08** (2021) 163 [[arXiv:2106.04597](#)] [[INSPIRE](#)].
- [83] A. Giarnetti and D. Meloni, *New sources of leptonic CP violation at the DUNE neutrino experiment*, *Universe* **7** (2021) 240 [[arXiv:2106.00030](#)] [[INSPIRE](#)].
- [84] A. Donini, M. Maltoni, D. Meloni, P. Migliozzi and F. Terranova, *3 + 1 sterile neutrinos at the CNGS*, *JHEP* **12** (2007) 013 [[arXiv:0704.0388](#)] [[INSPIRE](#)].
- [85] A. Dighe and S. Ray, *Signatures of heavy sterile neutrinos at long baseline experiments*, *Phys. Rev. D* **76** (2007) 113001 [[arXiv:0709.0383](#)] [[INSPIRE](#)].
- [86] J.M. Berryman, A. de Gouvêa, K.J. Kelly and A. Kobach, *Sterile neutrino at the Deep Underground Neutrino Experiment*, *Phys. Rev. D* **92** (2015) 073012 [[arXiv:1507.03986](#)] [[INSPIRE](#)].
- [87] M.A. Acero et al., *White paper on light sterile neutrino searches and related phenomenology*, Tech. Rep. FERMILAB-PUB-22-318-ND-SCD-T, Fermilab, Batavia, IL, U.S.A. (2022) [[arXiv:2203.07323](#)] [[INSPIRE](#)].
- [88] S.-F. Ge and S.J. Parke, *Scalar nonstandard interactions in neutrino oscillation*, *Phys. Rev. Lett.* **122** (2019) 211801 [[arXiv:1812.08376](#)] [[INSPIRE](#)].
- [89] LSND collaboration, *Evidence for neutrino oscillations from the observation of $\bar{\nu}_e$ appearance in a $\bar{\nu}_\mu$ beam*, *Phys. Rev. D* **64** (2001) 112007 [[hep-ex/0104049](#)] [[INSPIRE](#)].
- [90] T2K collaboration, *Search for short baseline ν_e disappearance with the T2K near detector*, *Phys. Rev. D* **91** (2015) 051102 [[arXiv:1410.8811](#)] [[INSPIRE](#)].
- [91] C. Giunti and M. Laveder, *Statistical significance of the gallium anomaly*, *Phys. Rev. C* **83** (2011) 065504 [[arXiv:1006.3244](#)] [[INSPIRE](#)].

- [92] G. Mention et al., *The reactor antineutrino anomaly*, *Phys. Rev. D* **83** (2011) 073006 [[arXiv:1101.2755](#)] [[INSPIRE](#)].
- [93] V.V. Barinov et al., *Results from the Baksan Experiment on Sterile Transitions (BEST)*, *Phys. Rev. Lett.* **128** (2022) 232501 [[arXiv:2109.11482](#)] [[INSPIRE](#)].
- [94] MINIBOONE collaboration, *Updated MiniBooNE neutrino oscillation results with increased data and new background studies*, *Phys. Rev. D* **103** (2021) 052002 [[arXiv:2006.16883](#)] [[INSPIRE](#)].
- [95] P.B. Denton, *Sterile neutrino search with MicroBooNE's electron neutrino disappearance data*, *Phys. Rev. Lett.* **129** (2022) 061801 [[arXiv:2111.05793](#)] [[INSPIRE](#)].
- [96] B. Pontecorvo, *Mesonium and anti-mesonium*, *Sov. Phys. JETP* **6** (1957) 429 [[INSPIRE](#)].
- [97] Z. Maki, M. Nakagawa and S. Sakata, *Remarks on the unified model of elementary particles*, *Prog. Theor. Phys.* **28** (1962) 870 [[INSPIRE](#)].
- [98] P. Coloma, *Non-standard interactions in propagation at the Deep Underground Neutrino Experiment*, *JHEP* **03** (2016) 016 [[arXiv:1511.06357](#)] [[INSPIRE](#)].
- [99] I. Esteban, M.C. Gonzalez-Garcia, M. Maltoni, T. Schwetz and A. Zhou, *The fate of hints: updated global analysis of three-flavor neutrino oscillations*, *JHEP* **09** (2020) 178 [[arXiv:2007.14792](#)] [[INSPIRE](#)].
- [100] P. Coloma, P.B. Denton, M.C. Gonzalez-Garcia, M. Maltoni and T. Schwetz, *Curtailing the dark side in non-standard neutrino interactions*, *JHEP* **04** (2017) 116 [[arXiv:1701.04828](#)] [[INSPIRE](#)].
- [101] J. Liao and D. Marfatia, *COHERENT constraints on nonstandard neutrino interactions*, *Phys. Lett. B* **775** (2017) 54 [[arXiv:1708.04255](#)] [[INSPIRE](#)].
- [102] Y. Farzan, M. Lindner, W. Rodejohann and X.-J. Xu, *Probing neutrino coupling to a light scalar with coherent neutrino scattering*, *JHEP* **05** (2018) 066 [[arXiv:1802.05171](#)] [[INSPIRE](#)].
- [103] P.B. Denton, Y. Farzan and I.M. Shoemaker, *Testing large non-standard neutrino interactions with arbitrary mediator mass after COHERENT data*, *JHEP* **07** (2018) 037 [[arXiv:1804.03660](#)] [[INSPIRE](#)].
- [104] P.B. Denton and J. Gehrlein, *A statistical analysis of the COHERENT data and applications to new physics*, *JHEP* **04** (2021) 266 [[arXiv:2008.06062](#)] [[INSPIRE](#)].
- [105] P.B. Denton and J. Gehrlein, *New constraints on the dark side of non-standard interactions from reactor neutrino scattering data*, *Phys. Rev. D* **106** (2022) 015022 [[arXiv:2204.09060](#)] [[INSPIRE](#)].
- [106] A.S. Joshipura and S. Mohanty, *Constraints on flavor dependent long range forces from atmospheric neutrino observations at super-Kamiokande*, *Phys. Lett. B* **584** (2004) 103 [[hep-ph/0310210](#)] [[INSPIRE](#)].
- [107] J.A. Grifols and E. Masso, *Neutrino oscillations in the sun probe long range leptonic forces*, *Phys. Lett. B* **579** (2004) 123 [[hep-ph/0311141](#)] [[INSPIRE](#)].
- [108] M.C. Gonzalez-Garcia, P.C. de Holanda, E. Masso and R. Zukanovich Funchal, *Probing long-range leptonic forces with solar and reactor neutrinos*, *JCAP* **01** (2007) 005 [[hep-ph/0609094](#)] [[INSPIRE](#)].
- [109] A. Bandyopadhyay, A. Dighe and A.S. Joshipura, *Constraints on flavor-dependent long range forces from solar neutrinos and KamLAND*, *Phys. Rev. D* **75** (2007) 093005 [[hep-ph/0610263](#)] [[INSPIRE](#)].

- [110] A. Samanta, *Long-range forces: atmospheric neutrino oscillation at a magnetized detector*, *JCAP* **09** (2011) 010 [[arXiv:1001.5344](#)] [[INSPIRE](#)].
- [111] H. Davoudiasl, H.-S. Lee and W.J. Marciano, *Long-range lepton flavor interactions and neutrino oscillations*, *Phys. Rev. D* **84** (2011) 013009 [[arXiv:1102.5352](#)] [[INSPIRE](#)].
- [112] M.B. Wise and Y. Zhang, *Lepton flavorful fifth force and depth-dependent neutrino matter interactions*, *JHEP* **06** (2018) 053 [[arXiv:1803.00591](#)] [[INSPIRE](#)].
- [113] A.Y. Smirnov and X.-J. Xu, *Wolfenstein potentials for neutrinos induced by ultra-light mediators*, *JHEP* **12** (2019) 046 [[arXiv:1909.07505](#)] [[INSPIRE](#)].
- [114] P. Coloma, M.C. Gonzalez-Garcia and M. Maltoni, *Neutrino oscillation constraints on $U(1)'$ models: from non-standard interactions to long-range forces*, *JHEP* **01** (2021) 114 [*Erratum ibid.* **11** (2022) 115] [[arXiv:2009.14220](#)] [[INSPIRE](#)].
- [115] O.G. Miranda, M.A. Tortola and J.W.F. Valle, *Are solar neutrino oscillations robust?*, *JHEP* **10** (2006) 008 [[hep-ph/0406280](#)] [[INSPIRE](#)].
- [116] F.J. Escrihuela, O.G. Miranda, M.A. Tortola and J.W.F. Valle, *Constraining nonstandard neutrino-quark interactions with solar, reactor and accelerator data*, *Phys. Rev. D* **80** (2009) 105009 [*Erratum ibid.* **80** (2009) 129908] [[arXiv:0907.2630](#)] [[INSPIRE](#)].
- [117] M.C. Gonzalez-Garcia and M. Maltoni, *Determination of matter potential from global analysis of neutrino oscillation data*, *JHEP* **09** (2013) 152 [[arXiv:1307.3092](#)] [[INSPIRE](#)].
- [118] P. Bakhti and Y. Farzan, *Shedding light on LMA-dark solar neutrino solution by medium baseline reactor experiments: JUNO and RENO-50*, *JHEP* **07** (2014) 064 [[arXiv:1403.0744](#)] [[INSPIRE](#)].
- [119] P. Coloma and T. Schwetz, *Generalized mass ordering degeneracy in neutrino oscillation experiments*, *Phys. Rev. D* **94** (2016) 055005 [*Erratum ibid.* **95** (2017) 079903] [[arXiv:1604.05772](#)] [[INSPIRE](#)].
- [120] Y. Farzan and M. Tortola, *Neutrino oscillations and non-standard interactions*, *Front. in Phys.* **6** (2018) 10 [[arXiv:1710.09360](#)] [[INSPIRE](#)].
- [121] P.B. Denton and S.J. Parke, *Parameter symmetries of neutrino oscillations in vacuum, matter, and approximation schemes*, *Phys. Rev. D* **105** (2022) 013002 [[arXiv:2106.12436](#)] [[INSPIRE](#)].
- [122] P.B. Denton, *A return to neutrino normalcy*, [arXiv:2003.04319](#) [[INSPIRE](#)].
- [123] I. Esteban, M.C. Gonzalez-Garcia, M. Maltoni, I. Martinez-Soler and J. Salvado, *Updated constraints on non-standard interactions from global analysis of oscillation data*, *JHEP* **08** (2018) 180 [*Addendum ibid.* **12** (2020) 152] [[arXiv:1805.04530](#)] [[INSPIRE](#)].
- [124] D.V. Forero and W.-C. Huang, *Sizable NSI from the $SU(2)_L$ scalar doublet-singlet mixing and the implications in DUNE*, *JHEP* **03** (2017) 018 [[arXiv:1608.04719](#)] [[INSPIRE](#)].
- [125] P.B. Denton, Y. Farzan and I.M. Shoemaker, *Activating the fourth neutrino of the $3 + 1$ scheme*, *Phys. Rev. D* **99** (2019) 035003 [[arXiv:1811.01310](#)] [[INSPIRE](#)].
- [126] U.K. Dey, N. Nath and S. Sadhukhan, *Non-standard neutrino interactions in a modified $\nu 2HDM$* , *Phys. Rev. D* **98** (2018) 055004 [[arXiv:1804.05808](#)] [[INSPIRE](#)].
- [127] K.S. Babu, A. Friedland, P.A.N. Machado and I. Mocioiu, *Flavor gauge models below the Fermi scale*, *JHEP* **12** (2017) 096 [[arXiv:1705.01822](#)] [[INSPIRE](#)].
- [128] Y. Farzan and J. Heeck, *Neutrinophilic nonstandard interactions*, *Phys. Rev. D* **94** (2016) 053010 [[arXiv:1607.07616](#)] [[INSPIRE](#)].

- [129] Y. Farzan and I.M. Shoemaker, *Lepton flavor violating non-standard interactions via light mediators*, *JHEP* **07** (2016) 033 [[arXiv:1512.09147](#)] [[INSPIRE](#)].
- [130] Y. Farzan, *A model for large non-standard interactions of neutrinos leading to the LMA-dark solution*, *Phys. Lett. B* **748** (2015) 311 [[arXiv:1505.06906](#)] [[INSPIRE](#)].
- [131] K.S. Babu, P.S.B. Dev, S. Jana and A. Thapa, *Non-standard interactions in radiative neutrino mass models*, *JHEP* **03** (2020) 006 [[arXiv:1907.09498](#)] [[INSPIRE](#)].
- [132] K.S. Babu, G. Chauhan and P.S. Bhupal Dev, *Neutrino nonstandard interactions via light scalars in the earth, sun, supernovae, and the early universe*, *Phys. Rev. D* **101** (2020) 095029 [[arXiv:1912.13488](#)] [[INSPIRE](#)].
- [133] J. Venzor, A. Pérez-Lorenzana and J. De-Santiago, *Bounds on neutrino-scalar nonstandard interactions from big bang nucleosynthesis*, *Phys. Rev. D* **103** (2021) 043534 [[arXiv:2009.08104](#)] [[INSPIRE](#)].
- [134] A. Medhi, D. Dutta and M.M. Devi, *Exploring the effects of scalar non standard interactions on the CP violation sensitivity at DUNE*, *JHEP* **06** (2022) 129 [[arXiv:2111.12943](#)] [[INSPIRE](#)].
- [135] A. Medhi, M.M. Devi and D. Dutta, *Imprints of scalar NSI on the CP-violation sensitivity using synergy among DUNE, T2HK and T2HKK*, *JHEP* **01** (2023) 079 [[arXiv:2209.05287](#)] [[INSPIRE](#)].
- [136] T. Sarkar, *Probing non-unitarity of neutrino mixing in the scenario of Lorentz violation and dark nonstandard interaction*, [arXiv:2209.10233](#) [[INSPIRE](#)].
- [137] B. Dutta, S. Ghosh, T. Li, A. Thompson and A. Verma, *Non-standard neutrino interactions in light mediator models at reactor experiments*, Tech. Rep. MI-HET-775 (2022) [[INSPIRE](#)].
- [138] C.D. Kreisch, F.-Y. Cyr-Racine and O. Doré, *Neutrino puzzle: anomalies, interactions, and cosmological tensions*, *Phys. Rev. D* **101** (2020) 123505 [[arXiv:1902.00534](#)] [[INSPIRE](#)].
- [139] G. Barenboim, P.B. Denton and I.M. Oldengott, *Constraints on inflation with an extended neutrino sector*, *Phys. Rev. D* **99** (2019) 083515 [[arXiv:1903.02036](#)] [[INSPIRE](#)].
- [140] E. Fernandez-Martinez, M.B. Gavela, J. Lopez-Pavon and O. Yasuda, *CP-violation from non-unitary leptonic mixing*, *Phys. Lett. B* **649** (2007) 427 [[hep-ph/0703098](#)] [[INSPIRE](#)].
- [141] K.S. Babu, S. Jana and M. Lindner, *Large neutrino magnetic moments in the light of recent experiments*, *JHEP* **10** (2020) 040 [[arXiv:2007.04291](#)] [[INSPIRE](#)].
- [142] MINOS+ collaboration, *Search for sterile neutrinos in MINOS and MINOS+ using a two-detector fit*, *Phys. Rev. Lett.* **122** (2019) 091803 [[arXiv:1710.06488](#)] [[INSPIRE](#)].
- [143] ICECUBE collaboration, *eV-scale sterile neutrino search using eight years of atmospheric muon neutrino data from the IceCube neutrino observatory*, *Phys. Rev. Lett.* **125** (2020) 141801 [[arXiv:2005.12942](#)] [[INSPIRE](#)].
- [144] S. Hagstotz et al., *Bounds on light sterile neutrino mass and mixing from cosmology and laboratory searches*, *Phys. Rev. D* **104** (2021) 123524 [[arXiv:2003.02289](#)] [[INSPIRE](#)].
- [145] M. Dentler et al., *Updated global analysis of neutrino oscillations in the presence of eV-scale sterile neutrinos*, *JHEP* **08** (2018) 010 [[arXiv:1803.10661](#)] [[INSPIRE](#)].
- [146] A. Diaz, C.A. Argüelles, G.H. Collin, J.M. Conrad and M.H. Shaevitz, *Where are we with light sterile neutrinos?*, *Phys. Rept.* **884** (2020) 1 [[arXiv:1906.00045](#)] [[INSPIRE](#)].
- [147] S. Böser et al., *Status of light sterile neutrino searches*, *Prog. Part. Nucl. Phys.* **111** (2020) 103736 [[arXiv:1906.01739](#)] [[INSPIRE](#)].

- [148] P.A. Machado, O. Palamara and D.W. Schmitz, *The short-baseline neutrino program at Fermilab*, *Ann. Rev. Nucl. Part. Sci.* **69** (2019) 363 [[arXiv:1903.04608](#)] [[INSPIRE](#)].
- [149] J.M. Berryman and P. Huber, *Sterile neutrinos and the global reactor antineutrino dataset*, *JHEP* **01** (2021) 167 [[arXiv:2005.01756](#)] [[INSPIRE](#)].
- [150] B. Dasgupta and J. Kopp, *Sterile neutrinos*, *Phys. Rept.* **928** (2021) 1 [[arXiv:2106.05913](#)] [[INSPIRE](#)].
- [151] D. Meloni, J. Tang and W. Winter, *Sterile neutrinos beyond LSND at the neutrino factory*, *Phys. Rev. D* **82** (2010) 093008 [[arXiv:1007.2419](#)] [[INSPIRE](#)].
- [152] B. Bhattacharya, A.M. Thalappillil and C.E.M. Wagner, *Implications of sterile neutrinos for medium/long-baseline neutrino experiments and the determination of θ_{13}* , *Phys. Rev. D* **85** (2012) 073004 [[arXiv:1111.4225](#)] [[INSPIRE](#)].
- [153] D. Hollander and I. Mocioiu, *Minimal 3 + 2 sterile neutrino model at LBNE*, *Phys. Rev. D* **91** (2015) 013002 [[arXiv:1408.1749](#)] [[INSPIRE](#)].
- [154] N. Klop and A. Palazzo, *Imprints of CP violation induced by sterile neutrinos in T2K data*, *Phys. Rev. D* **91** (2015) 073017 [[arXiv:1412.7524](#)] [[INSPIRE](#)].
- [155] R. Gandhi, B. Kayser, M. Masud and S. Prakash, *The impact of sterile neutrinos on CP measurements at long baselines*, *JHEP* **11** (2015) 039 [[arXiv:1508.06275](#)] [[INSPIRE](#)].
- [156] A. Palazzo, *3-flavor and 4-flavor implications of the latest T2K and NO ν A electron (anti-)neutrino appearance results*, *Phys. Lett. B* **757** (2016) 142 [[arXiv:1509.03148](#)] [[INSPIRE](#)].
- [157] S.K. Agarwalla, S.S. Chatterjee, A. Dasgupta and A. Palazzo, *Discovery potential of T2K and NO ν A in the presence of a light sterile neutrino*, *JHEP* **02** (2016) 111 [[arXiv:1601.05995](#)] [[INSPIRE](#)].
- [158] S.K. Agarwalla, S.S. Chatterjee and A. Palazzo, *Physics reach of DUNE with a light sterile neutrino*, *JHEP* **09** (2016) 016 [[arXiv:1603.03759](#)] [[INSPIRE](#)].
- [159] D. Dutta, R. Gandhi, B. Kayser, M. Masud and S. Prakash, *Capabilities of long-baseline experiments in the presence of a sterile neutrino*, *JHEP* **11** (2016) 122 [[arXiv:1607.02152](#)] [[INSPIRE](#)].
- [160] K.J. Kelly, *Searches for new physics at the hyper-Kamiokande experiment*, *Phys. Rev. D* **95** (2017) 115009 [[arXiv:1703.00448](#)] [[INSPIRE](#)].
- [161] P. Coloma, D.V. Forero and S.J. Parke, *DUNE sensitivities to the mixing between sterile and tau neutrinos*, *JHEP* **07** (2018) 079 [[arXiv:1707.05348](#)] [[INSPIRE](#)].
- [162] M. Ghosh, S. Gupta, Z.M. Matthews, P. Sharma and A.G. Williams, *Study of parameter degeneracy and hierarchy sensitivity of NO ν A in presence of sterile neutrino*, *Phys. Rev. D* **96** (2017) 075018 [[arXiv:1704.04771](#)] [[INSPIRE](#)].
- [163] S. Choubey, D. Dutta and D. Pramanik, *Imprints of a light sterile neutrino at DUNE, T2HK and T2HKK*, *Phys. Rev. D* **96** (2017) 056026 [[arXiv:1704.07269](#)] [[INSPIRE](#)].
- [164] S. Choubey, D. Dutta and D. Pramanik, *Measuring the sterile neutrino CP phase at DUNE and T2HK*, *Eur. Phys. J. C* **78** (2018) 339 [[arXiv:1711.07464](#)] [[INSPIRE](#)].
- [165] S.K. Agarwalla, S.S. Chatterjee and A. Palazzo, *Signatures of a light sterile neutrino in T2HK*, *JHEP* **04** (2018) 091 [[arXiv:1801.04855](#)] [[INSPIRE](#)].
- [166] S. Gupta, Z.M. Matthews, P. Sharma and A.G. Williams, *The effect of a light sterile neutrino at NO ν A and DUNE*, *Phys. Rev. D* **98** (2018) 035042 [[arXiv:1804.03361](#)] [[INSPIRE](#)].

- [167] S. Kumar Agarwalla, S.S. Chatterjee and A. Palazzo, *Physics potential of ESS ν SB in the presence of a light sterile neutrino*, *JHEP* **12** (2019) 174 [[arXiv:1909.13746](#)] [[INSPIRE](#)].
- [168] R. Majhi, C. Soumya and R. Mohanta, *Light sterile neutrinos and their implications on currently running long-baseline and neutrinoless double beta decay experiments*, *J. Phys. G* **47** (2020) 095002 [[arXiv:1911.10952](#)] [[INSPIRE](#)].
- [169] Y. Reyimuaji and C. Liu, *Prospects of light sterile neutrino searches in long-baseline neutrino oscillations*, *JHEP* **06** (2020) 094 [[arXiv:1911.12524](#)] [[INSPIRE](#)].
- [170] M. Ghosh, T. Ohlsson and S. Rosauero-Alcaraz, *Sensitivity to light sterile neutrinos at ESS ν SB*, *JHEP* **03** (2020) 026 [[arXiv:1912.10010](#)] [[INSPIRE](#)].
- [171] J.T. Penedo and J.a. Pulido, *Baseline and other effects for a sterile neutrino at DUNE*, Tech. Rep. CFTP/22-003 (2022) [[arXiv:2207.02331](#)] [[INSPIRE](#)].
- [172] W. Rodejohann and J.W.F. Valle, *Symmetrical parametrizations of the lepton mixing matrix*, *Phys. Rev. D* **84** (2011) 073011 [[arXiv:1108.3484](#)] [[INSPIRE](#)].
- [173] ICECUBE collaboration, *All-flavor constraints on nonstandard neutrino interactions and generalized matter potential with three years of IceCube DeepCore data*, *Phys. Rev. D* **104** (2021) 072006 [[arXiv:2106.07755](#)] [[INSPIRE](#)].
- [174] K.J. Kelly, P.A.N. Machado, S.J. Parke, Y.F. Perez-Gonzalez and R.Z. Funchal, *Neutrino mass ordering in light of recent data*, *Phys. Rev. D* **103** (2021) 013004 [[arXiv:2007.08526](#)] [[INSPIRE](#)].
- [175] K. Goldhagen, M. Maltoni, S.E. Reichard and T. Schwetz, *Testing sterile neutrino mixing with present and future solar neutrino data*, *Eur. Phys. J. C* **82** (2022) 116 [[arXiv:2109.14898](#)] [[INSPIRE](#)].
- [176] DUNE collaboration, *Deep Underground Neutrino Experiment (DUNE), far detector technical design report, volume II: DUNE physics*, Tech. Rep. FERMILAB-PUB-20-025-ND, Fermilab, Batavia, IL, U.S.A. (2020) [[arXiv:2002.03005](#)] [[INSPIRE](#)].
- [177] P. Huber, M. Lindner and W. Winter, *Simulation of long-baseline neutrino oscillation experiments with GLOBES (General Long Baseline Experiment Simulator)*, *Comput. Phys. Commun.* **167** (2005) 195 [[hep-ph/0407333](#)] [[INSPIRE](#)].
- [178] DUNE collaboration, *Experiment simulation configurations approximating DUNE TDR*, Tech. Rep. FERMILAB-FN-1125-ND, Fermilab, Batavia, IL, U.S.A. (2021) [[arXiv:2103.04797](#)] [[INSPIRE](#)].
- [179] G.L. Fogli, E. Lisi, A. Marrone, D. Montanino and A. Palazzo, *Getting the most from the statistical analysis of solar neutrino oscillations*, *Phys. Rev. D* **66** (2002) 053010 [[hep-ph/0206162](#)] [[INSPIRE](#)].
- [180] P.F. de Salas et al., *2020 global reassessment of the neutrino oscillation picture*, *JHEP* **02** (2021) 071 [[arXiv:2006.11237](#)] [[INSPIRE](#)].
- [181] F. Capozzi, E. Di Valentino, E. Lisi, A. Marrone, A. Melchiorri and A. Palazzo, *Unfinished fabric of the three neutrino paradigm*, *Phys. Rev. D* **104** (2021) 083031 [[arXiv:2107.00532](#)] [[INSPIRE](#)].
- [182] DUNE collaboration, *Deep Underground Neutrino Experiment (DUNE) near detector conceptual design report*, *Instruments* **5** (2021) 31 [[arXiv:2103.13910](#)] [[INSPIRE](#)].
- [183] SUPER-KAMIOKANDE collaboration, *Study of non-standard neutrino interactions with atmospheric neutrino data in super-Kamiokande I and II*, *Phys. Rev. D* **84** (2011) 113008 [[arXiv:1109.1889](#)] [[INSPIRE](#)].

- [184] ICECUBE collaboration, *Strong constraints on neutrino nonstandard interactions from TeV-scale ν_μ disappearance at IceCube*, *Phys. Rev. Lett.* **129** (2022) 011804 [[arXiv:2201.03566](#)] [[INSPIRE](#)].
- [185] I. Esteban, M.C. Gonzalez-Garcia and M. Maltoni, *On the determination of leptonic CP violation and neutrino mass ordering in presence of non-standard interactions: present status*, *JHEP* **06** (2019) 055 [[arXiv:1905.05203](#)] [[INSPIRE](#)].
- [186] M. Masud, S. Roy and P. Mehta, *Correlations and degeneracies among the NSI parameters with tunable beams at DUNE*, *Phys. Rev. D* **99** (2019) 115032 [[arXiv:1812.10290](#)] [[INSPIRE](#)].
- [187] I. Krasnov, *DUNE prospects in the search for sterile neutrinos*, *Phys. Rev. D* **100** (2019) 075023 [[arXiv:1902.06099](#)] [[INSPIRE](#)].
- [188] S.F. King, *Parametrizing the lepton mixing matrix in terms of deviations from tri-bimaximal mixing*, *Phys. Lett. B* **659** (2008) 244 [[arXiv:0710.0530](#)] [[INSPIRE](#)].
- [189] S. Pakvasa, W. Rodejohann and T.J. Weiler, *Unitary parametrization of perturbations to tribimaximal neutrino mixing*, *Phys. Rev. Lett.* **100** (2008) 111801 [[arXiv:0711.0052](#)] [[INSPIRE](#)].
- [190] DAYA BAY collaboration, *Measurement of the electron antineutrino oscillation with 1958 days of operation at Daya Bay*, *Phys. Rev. Lett.* **121** (2018) 241805 [[arXiv:1809.02261](#)] [[INSPIRE](#)].
- [191] KAMLAND collaboration, *Reactor on-off antineutrino measurement with KamLAND*, *Phys. Rev. D* **88** (2013) 033001 [[arXiv:1303.4667](#)] [[INSPIRE](#)].
- [192] E. Di Valentino, S. Gariazzo and O. Mena, *Most constraining cosmological neutrino mass bounds*, *Phys. Rev. D* **104** (2021) 083504 [[arXiv:2106.15267](#)] [[INSPIRE](#)].