



University of
Zurich^{UZH}

Zurich Open Repository and
Archive

University of Zurich
University Library
Strickhofstrasse 39
CH-8057 Zurich
www.zora.uzh.ch

Year: 2023

Search for tri-nucleon decays of Ge76 in GERDA

Baudis, L ; Chiu, P J ; Araujo, G ; Mueller, Y ; Balata, M ; Barabanov, I ; Baudis, L ; Bauer, C ; Belogurov, S ; Bettini, A ; Bezrukov, L ; Biancacci, V ; Bossio, E ; Bothe, V ; Brugnera, R ; Caldwell, A ; Calgaro, S ; Cattadori, C ; Chernogorov, A ; Chiu, P-J ; Comellato, T ; D'Andrea, V ; Demidova, E V ; Di Giacinto, A ; Di Marco, N ; Doroshkevich, E ; Fischer, F ; Fomina, M ; Gangapshev, A ; Garfagnini, A ; et al

DOI: <https://doi.org/10.1140/epjc/s10052-023-11862-8>

Posted at the Zurich Open Repository and Archive, University of Zurich

ZORA URL: <https://doi.org/10.5167/uzh-239953>

Journal Article

Published Version



The following work is licensed under a Creative Commons: Attribution 4.0 International (CC BY 4.0) License.

Originally published at:

Baudis, L; Chiu, P J; Araujo, G; Mueller, Y; Balata, M; Barabanov, I; Baudis, L; Bauer, C; Belogurov, S; Bettini, A; Bezrukov, L; Biancacci, V; Bossio, E; Bothe, V; Brugnera, R; Caldwell, A; Calgaro, S; Cattadori, C; Chernogorov, A; Chiu, P-J; Comellato, T; D'Andrea, V; Demidova, E V; Di Giacinto, A; Di Marco, N; Doroshkevich, E; Fischer, F; Fomina, M; Gangapshev, A; Garfagnini, A; et al (2023). Search for tri-nucleon decays of Ge76 in GERDA. *European Physical Journal C - Particles and Fields*, 83(9):778.

DOI: <https://doi.org/10.1140/epjc/s10052-023-11862-8>



Search for tri-nucleon decays of ^{76}Ge in GERDA

GERDA collaboration*

M. Agostini¹⁰, A. Alexander¹⁰, G. Araujo²¹, A. M. Bakalyarov¹⁵, M. Balata¹, I. Barabanov¹³, L. Baudis²¹, C. Bauer⁹, S. Belogurov^{13,14,a}, A. Bettini^{18,19}, L. Bezrukov¹³, V. Biancacci^{18,19}, E. Bossio¹⁷, V. Bothe⁹, R. Brugnera^{18,19}, A. Caldwell¹⁶, S. Calgario^{18,19}, C. Cattadori¹¹, A. Chernogorov^{14,15}, P.-J. Chiu²¹, T. Comellato¹⁷, V. D'Andrea³, E. V. Demidova¹⁴, A. Di Giacinto¹, N. Di Marco², E. Doroshkevich¹³, F. Fischer¹⁶, M. Fomina⁷, A. Gangapshev^{9,13}, A. Garfagnini^{18,19}, C. Gooch¹⁶, P. Grabmayr²⁰, V. Gurentsov¹³, K. Gusev^{7,15,17}, J. Hakenmüller^{9,22}, S. Hemmer¹⁹, W. Hofmann⁹, M. Hult⁸, L. V. Inzhechik^{13,b}, J. Janicskó Csáthy^{17,23}, J. Jochum²⁰, M. Junker¹, V. Kazalov¹³, Y. Kermaidic⁹, H. Khushbakht²⁰, T. Kihm⁹, K. Kilgus²⁰, I. V. Kirpichnikov¹⁴, A. Klimenko^{7,9,c}, K. T. Knöpfle⁹, O. Kochetov⁷, V. N. Kornoukhov^{13,a}, P. Krause¹⁷, V. V. Kuzminov¹³, M. Laubenstein¹, M. Lindner⁹, I. Lippi¹⁹, A. Lubashevskiy⁷, B. Lubsandorzhev¹³, G. Lutter⁸, C. Macolino³, B. Majorovits¹⁶, W. Maneschg⁹, L. Manzanillas¹⁶, G. Marshall¹⁰, M. Misiaszek⁵, M. Morella², Y. Müller²¹, I. Nemchenok^{7,c}, M. Neuberger¹⁷, L. Pandola⁴, K. Pelczar⁸, L. Pertoldi^{17,19}, P. Piseri¹², A. Pullia¹², L. Rauscher²⁰, M. Redchuk¹⁹, S. Riboldi¹², N. Romyantseva^{7,15}, C. Sada^{18,19}, S. Sailer⁹, F. Salamida³, S. Schönert¹⁷, J. Schreiner⁹, M. Schütt⁹, A.-K. Schütz²⁰, O. Schulz¹⁶, M. Schwarz¹⁷, B. Schwingenheuer⁹, O. Selivanenko¹³, E. Shevchik⁷, M. Shirchenko⁷, L. Shtembari¹⁶, H. Simgen⁹, A. Smolnikov^{7,9}, D. Stukov¹⁵, S. Sullivan⁹, A. A. Vasenko¹⁴, A. Veresnikova¹³, C. Vignoli¹, K. von Sturm^{18,19}, T. Wester⁶, C. Wiesinger¹⁶, M. Wojcik⁵, E. Yanovich¹³, B. Zatschler⁶, I. Zhitnikov⁷, S. V. Zhukov¹⁵, D. Zinatulina⁷, A. Zschocke²⁰, A. J. Zsigmond¹⁶, K. Zuber⁶, G. Zuzel⁵

¹ INFN Laboratori Nazionali del Gran Sasso, Assergi, Italy

² INFN Laboratori Nazionali del Gran Sasso and Gran Sasso Science Institute, Assergi, Italy

³ INFN Laboratori Nazionali del Gran Sasso and Università degli Studi dell'Aquila, L'Aquila, Italy

⁴ INFN Laboratori Nazionali del Sud, Catania, Italy

⁵ Institute of Physics, Jagiellonian University, Cracow, Poland

⁶ Institut für Kern- und Teilchenphysik, Technische Universität Dresden, Dresden, Germany

⁷ Joint Institute for Nuclear Research, Dubna, Russia

⁸ European Commission, JRC-Geel, Geel, Belgium

⁹ Max-Planck-Institut für Kernphysik, Heidelberg, Germany

¹⁰ Department of Physics and Astronomy, University College London, London, UK

¹¹ INFN Milano Bicocca, Milan, Italy

¹² Dipartimento di Fisica, Università degli Studi di Milano and INFN Milano, Milan, Italy

¹³ Institute for Nuclear Research of the Russian Academy of Sciences, Moscow, Russia

¹⁴ Institute for Theoretical and Experimental Physics, NRC "Kurchatov Institute", Moscow, Russia

¹⁵ National Research Centre "Kurchatov Institute", Moscow, Russia

¹⁶ Max-Planck-Institut für Physik, Munich, Germany

¹⁷ Physik Department, Technische Universität München, Munich, Germany

¹⁸ Dipartimento di Fisica e Astronomia, Università degli Studi di Padova, Padua, Italy

¹⁹ INFN Padova, Padua, Italy

²⁰ Physikalisches Institut, Eberhard Karls Universität Tübingen, Tübingen, Germany

²¹ Physik-Institut, Universität Zürich, Zurich, Switzerland

²² Present address: Duke University, Durham, NC, USA

²³ Present address: Leibniz-Institut für Kristallzüchtung, Berlin, Germany

Received: 22 April 2023 / Accepted: 25 July 2023 / Published online: 4 September 2023

© The Author(s) 2023

* e-mail: gerda-eb@mpi-hd.mpg.de

^a Also at: NRNU MEPhI, Moscow, Russia

^b Also at: Moscow Institute of Physics and Technology, Moscow, Russia

^c Also at: Dubna State University, Dubna, Russia

Abstract We search for tri-nucleon decays of ^{76}Ge in the dataset from the GERmanium Detector Array (GERDA) experiment. Decays that populate excited levels of the daughter nucleus above the threshold for particle emission lead to disintegration and are not considered. The ppp-, ppn-, and pnn-decays lead to ^{73}Cu , ^{73}Zn , and ^{73}Ga nuclei, respectively. These nuclei are unstable and eventually proceed by the beta decay of ^{73}Ga to ^{73}Ge (stable). We search for the ^{73}Ga decay exploiting the fact that it dominantly populates the 66.7 keV ^{73m}Ga state with half-life of 0.5 s. The nnn-decays of ^{76}Ge that proceed via ^{73m}Ge are also included in our analysis. We find no signal candidate and place a limit on the sum of the decay widths of the inclusive tri-nucleon decays that corresponds to a lower lifetime limit of 1.2×10^{26} yr (90% credible interval). This result improves previous limits for tri-nucleon decays by one to three orders of magnitude.

1 Introduction

The Standard Model in its current form appears to conserve baryon number B in all particle interactions. This can be considered as an empirical accidental symmetry. Violation of this symmetry is one of the three Sakharov conditions [1] necessary to explain the observed matter–antimatter asymmetry in the universe.

With a careful choice of the charge assignments for the Standard Model fermions and Higgs boson the Lagrangian is invariant under Z_6 . Under the chosen charge assignment Z_6 is a subgroup of the $U(1)_{2Y-B+3L}$ gauge group and hence any processes must satisfy the condition [2]:

$$2\Delta Y - \Delta B + 3\Delta L = 0 \pmod{6}$$

where Y denotes hypercharge and ΔY is 0. L denotes the lepton number. It is then apparent that the only valid solutions for this condition require ΔB be a multiple of 3. As a result $\Delta B = 1$ and $\Delta B = 2$ processes are suppressed while $\Delta B = 3$ processes can occur via dimension 15 operators [2]. Current limits on the proton lifetime are in the order of 10^{34} yr [3] which could be attributed to the aforementioned symmetry.

The disappearance of three nucleons from a ^{76}Ge nucleus will spawn $A = 73$ daughter nuclei unless additional nucleons or nuclear clusters are emitted by the daughters; hence the total decay width Γ_3^{tot} is the sum of two partial decay widths Γ_3^c and Γ_3^b that quantify the population of the continuum and the bound state region in the daughter nuclei by tri-nucleon decay. Figure 1 shows all potential tri-nucleon decay channels x , ($x = \text{ppp}, \text{ppn}, \text{pnn}, \text{nnn}$) of ^{76}Ge and for each daughter nucleus the neutron threshold S_n which is for ^{73}Cu and ^{73}Zn the lowest threshold for particle emission; with qualification this holds also for ^{73}Ga ($S_p = 8.843$ MeV, $S_\alpha = 6.388$ MeV) and ^{73}Ge ($S_\alpha = 5.305$ MeV) taking the Coulomb barrier for protons (≈ 6.5 MeV) and α particles (≈ 11 MeV)

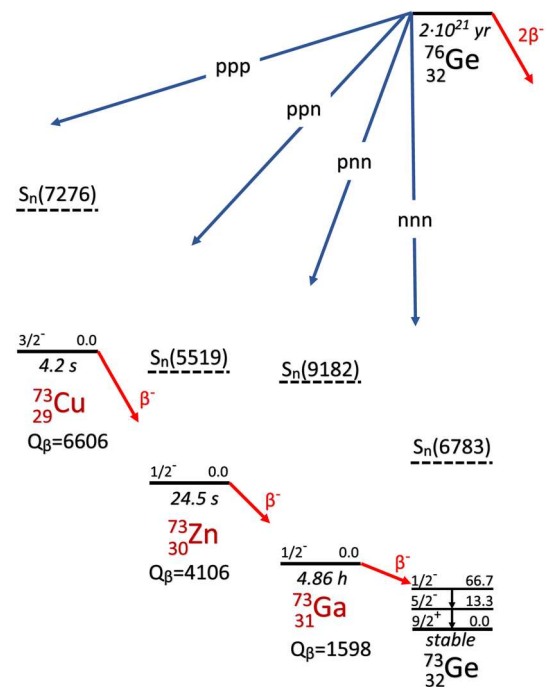


Fig. 1 Scheme of the potential channels for tri-nucleon decay of ^{76}Ge including the beta decays for the unstable daughter nuclei along with their half lives, beta decay Q values and neutron thresholds (all energies in keV and not to scale). Also shown are the metastable levels of ^{73}Ge with energies of 66.7 keV and 13.3 keV and half lives of 0.499 s and 2.95 μs , respectively. Figure adapted from [4]

into account. In this study we are concerned with inclusive tri-nucleon decays which populate with partial widths Γ_x^b just the bound states, i.e. the levels which are stable against particle emission, in the daughters, $\Gamma_3^b = \sum_x (\Gamma_x^b)$, ($x = \text{ppp}, \text{ppn}, \text{pnn}, \text{nnn}$).

The decays of the ground states of the three unstable daughters ^{73}Cu , ^{73}Zn , and ^{73}Ga proceed all via beta decay: ^{73}Cu decays to ^{73}Zn with a half life of 4.2 s, ^{73}Zn decays to ^{73}Ga with a half life of 24.5 s, and ^{73}Ga decays to ^{73}Ge with a half life of 4.86 h. Hence we perform an inclusive search since no assumption is made on the specific type of particles that are produced in the tri-nucleon decay. The only assumption is that the daughter nucleus remains intact. The tagging of ^{73}Ga beta decay with the 66.7 keV metastable state of ^{73}Ge allows to probe simultaneously the pnn- as well as the ppn- and ppp-channels (see Sect. 3). This tagging includes nnn-decays without ionizing particle emission, i.e. 'invisible decays' [5], to the subset of bound states in ^{73}Ge that decay through the 66.7 keV metastable state. Hence we perform in the nnn-channel a semi-inclusive search. The constraint to nnn-decays that are invisible in our detectors ensures the absence of pile-up between the signal from nnn-decay and the tagging event, i.e. a gamma transition in ^{73}Ge . For the corresponding partial decay width holds $\Gamma_{\text{nnn}}^{b'} < \Gamma_{\text{nnn}}^b$. Our measurement will constitute thus the limit for the sum of par-

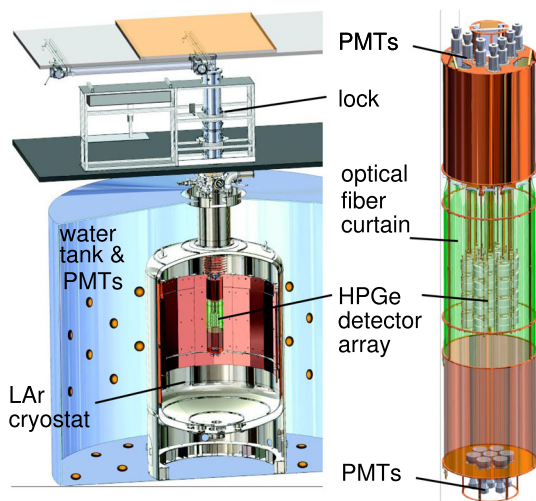


Fig. 2 Cross sections of the GERDA experimental apparatus and an enlarged view of the central part (right), the germanium detector array enclosed by the LAr veto system [7]

tial decay widths $\Gamma_3^b = \Gamma_{ppp}^b + \Gamma_{ppn}^b + \Gamma_{pnn}^b + \Gamma_{nnn}^{b'}$ of the tri-nucleon process with a partial lifetime limit $\tau_b = 1/\Gamma_3^b$.

2 The GERDA experiment

The GERMANIUM DETECTOR ARRAY (GERDA) experiment [6, 7] was located at the Laboratori Nazionali del Gran Sasso (LNGS) of INFN under the Gran Sasso mountain, Italy. The overhead rock provides shielding from atmospheric muons with a mean muon flux of $3.5 \times 10^{-4} \text{ s}^{-1} \text{ m}^{-2}$ [8]. The experiment employed High Purity Germanium (HPGe) detectors in a liquid argon (LAr) cryostat [9] housed within a tank of ultra-pure water instrumented with photomultiplier tubes (PMTs) to tag the Cherenkov light from incident muons. GERDA employed several types of HPGe detectors with different geometries: semi-coaxial and BEGe (Broad Energy Germanium) [10] and inverted coaxial [11]. Above the cryostat was a lock system accessed via a clean room which isolated the LAr in the cryostat from the lab atmosphere and allowed for the insertion and removal of strings of detectors. Figure 2 shows a cross section of the installation with these key features.

GERDA’s primary purpose was to search for a signature of neutrinoless double beta ($0\nu\beta\beta$) decay to probe the Majorana nature of the neutrino [12]. A good candidate source nucleus for $0\nu\beta\beta$ decay must not undergo single beta decay. This condition is fulfilled by ^{76}Ge for which the process is energetically forbidden. For this search then, GERDA’s HPGe detectors are enriched in ^{76}Ge to about 88% and operated directly in LAr. The LAr has a dual purpose, to cool the detectors to cryogenic temperatures as well as provide a veto system from the scintillation light of processes depositing energy in the

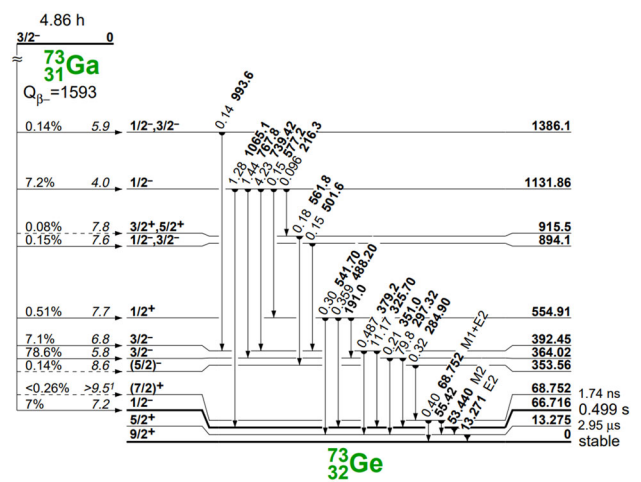


Fig. 3 Energy levels of ^{73}Ge populated by ^{73}Ga beta decay [14]; see [4] for an update of some branching ratios, e.g. 5.9% to the 66.7 keV level. The ground state of ^{73}Ge is never directly populated

LAr. Scintillation light is detected by PMTs or silicon photomultipliers (SiPMs) coupled to wavelength shifting fiber shrouds. The LAr is also used to shield against external background contributions from ^{238}U and ^{232}Th decay chains. In both $0\nu\beta\beta$ and tri-nucleon decay searches ^{76}Ge is both the detector and source material allowing for excellent detection efficiency. Further, the exceptional energy resolution obtainable by HPGe detectors is well established in the literature [10, 11, 13].

3 Tagging ^{73}Ga beta decays via the ^{73m}Ge decay

^{73}Ga is an unstable isotope that beta decays with a half life of 4.86 h to excited states of the stable isotope ^{73}Ge . Figure 3 shows the level scheme for ^{73}Ge populated by this process. Importantly, the initial beta decay does not populate the ^{73}Ge ground state due to a large nuclear spin difference compared to the ^{73}Ga ground state ($9/2^+$ and $3/2^-$ respectively). 5.9% of decays will directly populate the $1/2^-$ metastable state at 66.7 keV, all other decays will populate higher energy levels which will decay by gamma emission. Virtually all cascades will transition to the metastable state. Altogether 98.2% of ^{73}Ga decays will promptly reach the metastable state which functions as a bottleneck in the decay to the ^{73}Ge ground state. When an event is triggered in the detector the flash ADC is readout for a trace window of 160 μs , the waveform’s leading edge is centred in the trace window at 80 μs .

The initial beta decay and subsequent gamma cascade will trigger an initial event in the detector corresponding to their summed energies. In the analysis we call this sum E_1 . Since the metastable state has a half life of 0.499 s its decay will constitute a separate event trigger with energy 66.7 keV, which we will refer to as E_2 , in practically all decays. The energy of

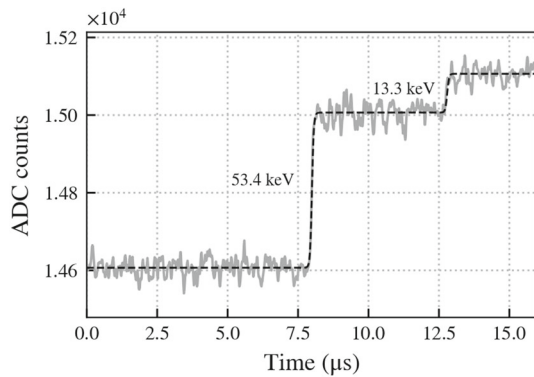


Fig. 4 Simulated waveform of the decay of the 66.7 keV metastable state in ^{73}Ge to the ground state via the intermediate 13.3 keV state. Details of the response of the amplifier to the signal are omitted

the metastable state is such that only a subset of the GERDA Phase II data in which the trigger threshold was lowered to around 20 keV could be considered.

The metastable state decays via a two step cascade. Firstly the 66.7 keV state decays to the 13.3 keV state emitting 53.4 keV. This 13.3 keV state is also metastable but with a much shorter half life of 2.95 μs , small compared to the recorded trace window of 160 μs , and will decay shortly afterwards by emitting 13.3 keV. The Fig. 4 shows a typical waveform from the decay of the 66.7 keV state. Whereas a waveform from background events normally exhibits a single leading edge to a maximum amplitude, the waveform of the 66.7 keV metastable state will have two leading edges. The metastable state was previously used in analyses of muon activity in MAJORANA also making use of the unique shape [15].

Our search procedure for the ^{73}Ga decay is then to consider by delayed coincidences any pair of events with energies E_1 and E_2 recorded in a single detector within 2.5 s of each other (5 half lives of the metastable state) where the first event has the energy E_1 below the Q value (1598 keV) of the ^{73}Ga beta decay.

4 Monte Carlo simulation of ^{73}Ga decays

The responses to ^{73}Ga decays originating from inside the HPGe detectors were simulated using the MaGe software package [16] based on Geant4 [17]. MaGe does not provide waveforms of events but instead records energy depositions with position and timing information in defined sensitive regions of the detectors. The timing information was used to group energy depositions within 80 μs windows (half of a trace length for data waveforms) which separated the simulated E_1 and E_2 events. Following the clustering a smearing is applied to the energies to simulate the energy resolution of the detectors. The parameters for this smearing are obtained from the energy resolution curves for each detector type [13].

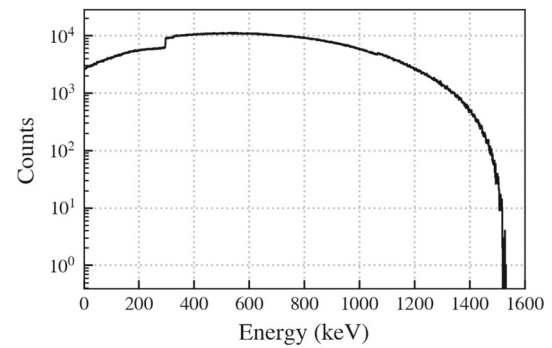


Fig. 5 Monte Carlo energy spectrum corresponding to E_1 , the energy of the ^{73}Ga decay to ^{73}Ge and the subsequent gamma transition to its metastable state. The step at about 300 keV can be explained by the level scheme of ^{73}Ge : 6% of ^{73}Ga decays directly populate the metastable state. 78.6% of decays will populate a state at 364 keV which can transition to the metastable state releasing 297 keV which accounts for the step

For the Monte Carlo simulation 10^7 primaries were simulated.

Figure 5 shows the spectrum for the first energy depositions in each detector after time clustering with the expected continuous energy distribution. Also modelled in the Monte Carlo simulation is the detector dead layer, a region of no or partial charge collection in the outer detector layers [18]. The dead layer is modelled here as a hard transition at a depth close to 1 mm. We observe that 40% of these E_1 energy depositions also deposited energy in the LAr, thus applying the LAr veto to these energies in the search would lead to a significant loss of signal. On the other hand, in the decay of the metastable state rarely energy is deposited in the LAr and the LAr veto can be applied. Figure 6 shows the spectrum for the second energy depositions corresponding to E_2 after time clustering. It is dominated by the peak at 66.7 keV which contains about 99% of all events. Additional peaks at 13.3 keV and 53.4 keV and the continuum below 66.7 keV are due to one of the transitions in the two step decay depositing some energy in the dead layer or escaping to the LAr.

The energy difference $|E_1 - E_2|$ between the prompt and delayed event can be used to effectively discriminate signal and background. The primary accidental background is from beta decays of ^{39}Ar with a Q value of 565 keV. In these events the difference between the prompt and delayed energy will on average be small compared to the difference for signal events as the energies come from the same distribution. For signal events the prompt energy is on average much greater than the delayed energy, hence the energy difference is greater than in background.

The cumulative distribution function (CDF) for the spectrum of the difference between E_1 and E_2 was obtained from the Monte Carlo data. The same CDF was obtained for the background using GERDA data after anti-coincidence and

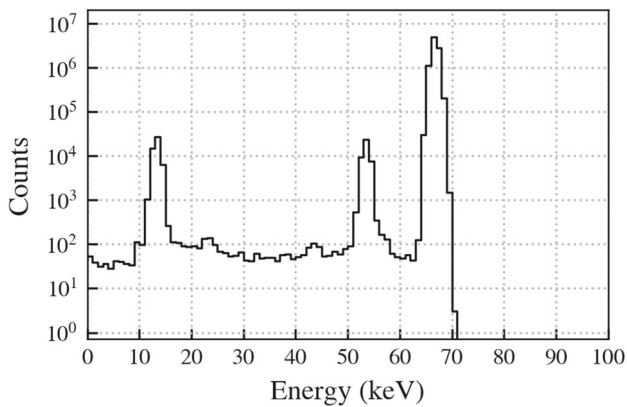


Fig. 6 Monte Carlo energy spectrum corresponding to E_2 , the energy released in the decay of the 66.7 keV metastable state of ^{73}Ge . Approximately 99% of entries are contained within the peak at 66.7 keV

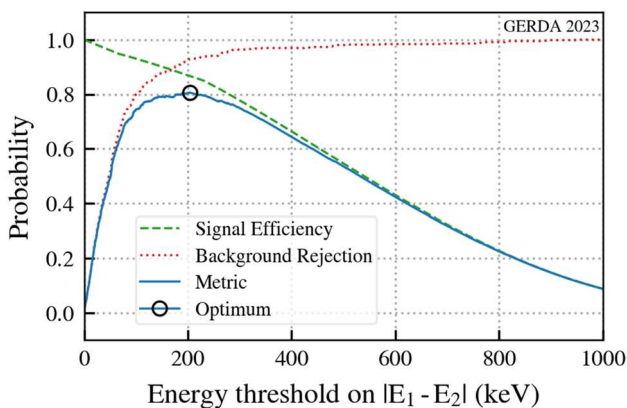


Fig. 7 Energy cut optimisation plot showing the background rejection, the signal survival fractions and the performance metric as a function of the energy threshold $|E_1 - E_2|$. The signal efficiency for the optimum is 87% with 93% background rejection at an energy difference threshold of 204 keV. The metric curve is the product of the signal and background curves

quality cuts to select physical events occurring within a single detector. We assume that the ratio of signal to background events in the GERDA data is negligible and the data can be treated as purely background for the purpose of both energy and risetime distributions (see Sect. 5 for further details). These CDFs were used to optimise an energy cut using the product of signal efficiency and background rejection as a performance metric. Both CDFs and the metric are shown in Fig. 7.

5 Risetime cuts

We reconstruct from the GERDA data both τ_{60} and τ_{90} for waveforms. These are the times taken for a waveform to go from 5% to 60% and from 10% to 90% of its maximum amplitude respectively. For the two step $E_2 = 66.7$ keV event the

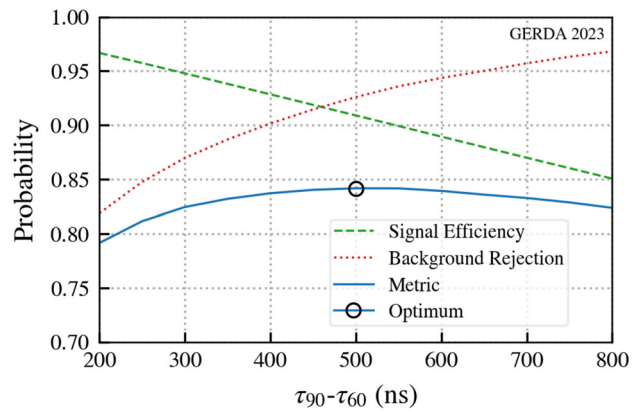


Fig. 8 Risetime optimisation plot for BEGe detectors. The signal efficiency for the optimum is 91% with 93% background rejection at a time difference threshold of 500 ns. The other detector types exhibit similar performance

60% threshold is 40 keV and occurs during the first leading edge. The 90% threshold is 60 keV and occurs during the second leading edge. As a result τ_{90} is proportional to the survival time of the 13.3 keV intermediate state. Typical τ_{90} values are on the order of a few 100 ns for background events, while the 13.3 keV state's half life is an order of magnitude larger. Signal events generally have significantly longer τ_{90} values than typical events in the data. τ_{60} on the other hand has no dependence on the survival time of the 13.3 keV state and expected τ_{60} values for signal and background events are comparable. Using the risetime information we optimised a threshold cut on the composite variable $\tau_{90} - \tau_{60}$, which is large for signal waveforms and small for background and hence a clear separation is expected between the two distributions. The parameter also implicitly applies a threshold on τ_{90} which is larger for signal events. This risetime optimisation was performed individually for each detector type employed in GERDA with Fig. 8 showing an optimisation plot for the BEGe detectors.

6 Results and discussion

Figure 9 shows on top the energy distribution of the GERDA events between 20 keV and 1600 keV before analysis cuts. The primary background for this search comes from the beta decay of ^{39}Ar . The mean overall event rate in a detector is approximately 1 event every 10 min. 44 detectors were considered in this analysis. We applied the search criteria discussed in Sect. 3 along with the energy and risetime cuts as well as with the LAr veto for the 2nd event of the delayed coincidences. A summary of the cuts with efficiencies and the detector-type independent efficiencies are shown in Table 1. We obtained a histogram of the surviving event energies E_2 shown in Fig. 9 bottom.

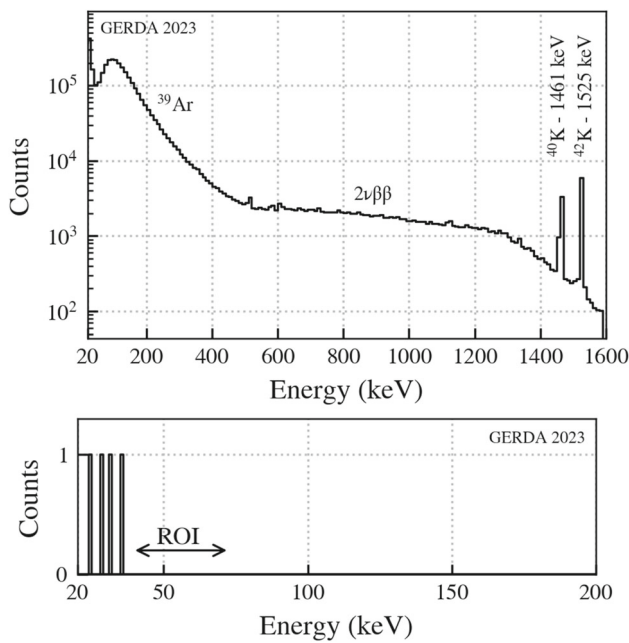


Fig. 9 GERDA energy spectrum from 20 keV to 1600 keV before any analysis cuts. The contributions from ^{39}Ar , two neutrino double beta ($2\nu\beta\beta$) decay and $^{40,42}\text{K}$ are indicated. Bottom: Surviving E_2 events after applying our search procedure with energy, rise time and LAr veto cuts. The region of interest (ROI) is indicated. The expected number of accidental events up to 1600 keV is about 2

We considered a search region of 40 keV to 72 keV for the 66.7 keV signal. The upper limit of 72 keV is due to the energy resolution of HPGe detectors (energy resolution at $67 \text{ keV} \leq 5 \text{ keV}$ at full width half maximum). The lower bound arises from the possibility that some energy is lost in the dead layer or the reconstructed energy is lower since the energy integration time of around $1 \mu\text{s}$ is lower than the half-life of the 13.3 keV state. The lower value of 40 keV is well above the trigger threshold. The limited energy integration time does not influence the risetime reconstruction. There are

Table 1 Summary of energy $E_{1,2}$, rise time $\tau_{60/90}$ and LAr veto cuts in the delayed coincidence between events 1 and 2 within the time window $T_2 - T_1$. Corresponding efficiencies are denoted by ε . For the nnn-decay search the E_1 cut has been relaxed to 6.8 MeV. The region of interest for E_2 is 40–72 keV

Cut	Value	ε
E_1, E_2 trigger threshold	$\sim 20 \text{ keV}$	1
E_1	$< 1600 \text{ keV}$	1
1st event: LAr veto	No	–
2nd event: LAr veto	Yes	0.975
$ E_1 - E_2 $	$> 204 \text{ keV}$	0.870
$T_2 - T_1$	$< 2.5 \text{ s}$	0.969
2nd event: $\tau_{90} - \tau_{60}$	$> 500 (400^*) \text{ ns}$	see ε_τ in Table 2

*For coaxial detectors

Table 2 Summary of exposures by detector type with their respective analysis efficiencies. The last row shows the exposure-weighted sums of the above efficiencies. \mathcal{E} denotes the exposure in kg yr, ε_τ denotes the risetime cut efficiency, ε_v denotes the active volume fraction, and ε_e denotes the enrichment fraction. ε_{tot} is defined as the product of all analysis efficiencies. The additional efficiency terms that do not depend on the detector type and contribute to ε_{tot} are shown in Table 1 and include the fraction of beta decays populating the metastable 66.7 keV state (0.982)

Type	\mathcal{E} (kg yr)	ε_τ	ε_v	ε_e	ε_{tot}
Inverted Coax	8.30	0.901	0.926	0.877	0.591
BEGe	30.96	0.909	0.886	0.877	0.570
Coax	20.67	0.933	0.867	0.864	0.564
Natural Coax	1.96	0.927	0.854	0.078	0.050
Combined	61.89	0.917	0.884	0.847	0.554

4 events surviving our cuts all of which are below 40 keV. No candidates survive in the region of interest. This observation holds even if we abandon the $E_1 < 1600 \text{ keV}$ cut such that any gamma cascade from the ^{73}Ge bound state region up to 6.8 MeV is accepted. Hence we find no evidence for tri-nucleon decays of ^{76}Ge to the bound states of ^{73}Cu , ^{73}Zn , ^{73}Ga , and for invisible nnn-decays to ^{73}Ge .

From the exclusion of the ^{73}Ga decay in our dataset we set a lower limit on the partial mean lifetime of the tri-nucleon process at 90% credibility. The exposures for each detector type and the combined analysis exposure are shown in Table 2 along with associated analysis efficiencies. The total exposure is 61.89 kg yr with a combined analysis efficiency ε_{tot} of 0.554.

Disregarding contributions from nnn-decays a conservative partial lifetime limit for the tri-nucleon processes $x = \text{ppp}, \text{ppn}, \text{and pnn}$ was then calculated with the following formula

$$\tau_b \geq \frac{1}{S} \frac{N_a}{m_{Ge}} \sum_i \mathcal{E}_i \varepsilon_{tot_i} \quad (1)$$

where τ_b denotes the partial lifetime for tri-nucleon decays to the bound states of the daughter nuclei. \mathcal{E}_i denotes the exposure for a particular detector type. ε_{tot_i} denotes the total analysis efficiency for a detector type. N_a is Avogadro's constant, and m_{Ge} is the molar mass of the enriched germanium in the detectors. S denotes the lower signal limit at 90% CI for no observed background or signal and has a value of 2.3 counts in a Bayesian analysis. An exposure of 61.89 kg yr corresponds to a lower limit on τ_b of $1.20 \times 10^{26} \text{ yr}$ on the aforementioned tri-nucleon decay channels of ^{76}Ge . The main systematic uncertainty of this analysis arises from the active volume and enrichment fractions of the detectors (4%) which do not significantly contribute to the stated limit and can be neglected.

Table 3 Present results and overview of lower limits of partial lifetimes $\tau_b[x]$ for indicated decay channel x ($x = \text{ppp}$, ppn , and pnn) from previous searches for tri-nucleon decays. The extension ‘+ X’ marks inclusive decay modes. k denotes the fraction of invisible nnn-decays to bound states of ^{73}Ge that decay via the metastable 66.7 keV state. Note that MAJORANA’s results have been converted from the quoted half life limits to mean lifetime limits

Experiment	Decay	$\tau_b[x]$ (yr)
GERDA	$^{76}\text{Ge} \xrightarrow{\text{ppp}} ^{73}\text{Cu} + \text{X}$	1.20×10^{26}
	$^{76}\text{Ge} \xrightarrow{\text{ppn}} ^{73}\text{Zn} + \text{X}$	1.20×10^{26}
	$^{76}\text{Ge} \xrightarrow{\text{pnn}} ^{73}\text{Ga} + \text{X}$	1.20×10^{26}
	$^{76}\text{Ge} \xrightarrow{\text{nnn}} ^{73}\text{Ge} + \text{X}_{\text{invisible}}$	$k \times 10^{26}$
MAJORANA [19]	$^{76}\text{Ge} \xrightarrow{\text{ppp}} ^{73}\text{Cu} + \text{X}$	1.08×10^{25}
	$^{76}\text{Ge} \xrightarrow{\text{ppp}} ^{73}\text{Cu} e^+ \pi^+ \pi^+$	6.78×10^{25}
	$^{76}\text{Ge} \xrightarrow{\text{ppn}} ^{73}\text{Zn} e^+ \pi^+$	7.03×10^{25}
EXO-200 [20]	$^{136}\text{Xe} \xrightarrow{\text{ppp}} ^{133}\text{Sb} + \text{X}$	3.3×10^{23}
	$^{136}\text{Xe} \xrightarrow{\text{ppn}} ^{133}\text{Te} + \text{X}$	1.9×10^{23}
Hazama et al. [21]	$^{127}\text{I} \xrightarrow{\text{nnn}} ^{124}\text{I} + \text{X}$	1.8×10^{23}

Above analysis can also be applied to the invisible nnn-decays to bound states of ^{73}Ge . If k denotes the fraction with which these states decay via the 66.7 keV metastable state, the lower limit on the partial lifetime of this process is estimated to be $k \cdot 10^{26}$ yr at 90% credibility. Hence a fraction k as low as 10^{-3} would still constrain the partial mean lifetime of the considered invisible nnn-decays to 10^{23} yr.

No estimates of the value of k are available. The main challenge in calculating this value is the poorly known level scheme of ^{73}Ge up to the neutron threshold and the unknown reaction mechanism of nnn-decay of ^{76}Ge .

Table 3 compiles our results together with a summary of current tri-nucleon decay limits. We quote for each inclusive ^{76}Ge decay channel x ($x = \text{ppp}$, ppn , and pnn) the lifetime $\tau_b[x]$ corresponding to the summed decay width $\Gamma_3^b = \sum_x (\Gamma_x^b)$; this is conservative since $\Gamma_x^b \leq \Gamma_3^b$ and the corresponding lifetime is the inverse of the respective decay width.

Previous limits for ^{76}Ge were set by the MAJORANA collaboration for the inclusive copper channel and for the exclusive copper and zinc channels assuming the quoted decay channels to be the dominant ones without identifying the particular emitted particles [19]. Our result improves on the limits for these channels as well as setting the first limits on both the inclusive gallium and zinc channels. In addition, the limits from our analysis have no model dependence concerning the decay channel. Inclusive ppp- and ppn-decay studies have also been performed with ^{136}Xe [20] yielding limits in the order of 10^{23} yr. Inclusive nnn-decays have been searched for with ^{127}I [21]. The deduced limit in the order of 10^{23} yr is,

however, not a nuclear lifetime but takes shell model combinations of baryons within the nucleus into account. Current limits for proton [22] and di-nucleon decays [23] are many orders of magnitude larger providing good motivation to investigate multi-nucleon decays. Our results represent the most stringent limits on inclusive tri-nucleon decays to date by utilising the unique properties of the gamma cascade of the de-excitation of the metastable state in ^{73}Ge . LEGEND (Large Enriched Germanium Experiment for Neutrinoless $\beta\beta$ Decay), GERDA’s successor, has started to collect data and will eventually offer a much greater exposure for future tri-nucleon decay searches with ^{76}Ge . The quantitative study of the nnn-decay to ^{73}Ge remains a challenge. Moreover, muon induced spallation could also create ^{73}Ga within HPGe detectors with an identical signature to tri-nucleon decay. Future analyses with higher exposure datasets may then contain such cosmogenic ^{73}Ga decays, potentially hampering the stringency of limits that can be obtained. In the case of no signal candidates as in our dataset this problem does not manifest.

Acknowledgements The GERDA experiment is supported financially by the German Federal Ministry for Education and Research (BMBF), the German Research Foundation (DFG), the Italian Istituto Nazionale di Fisica Nucleare (INFN), the Max Planck Society (MPG), the Polish National Science Centre (NCN), the Foundation for Polish Science (TEAM/2016-2/17), the Russian Foundation for Basic Research, and the Swiss National Science Foundation (SNF). This project has received funding/support from the European Union’s HORIZON 2020 research and innovation programme under the Marie Skłodowska-Curie grant agreements No 690575 and No 674896. This work was supported by the Science and Technology Facilities Council, part of the U.K. Research and Innovation (Grant No. ST/T004169/1). The institutions acknowledge also internal financial support. The GERDA collaboration thanks the directors and the staff of the LNGS for their continuous strong support of the GERDA experiment.

Data Availability Statement This manuscript has no associated data or the data will not be deposited. [Authors’ comment: All relevant results are collected in Fig. 9 and Table 3. For further information contact the GERDA collaboration (gerda-eb@mpi-hd.mpg.de).]

Open Access This article is licensed under a Creative Commons Attribution 4.0 International License, which permits use, sharing, adaptation, distribution and reproduction in any medium or format, as long as you give appropriate credit to the original author(s) and the source, provide a link to the Creative Commons licence, and indicate if changes were made. The images or other third party material in this article are included in the article’s Creative Commons licence, unless indicated otherwise in a credit line to the material. If material is not included in the article’s Creative Commons licence and your intended use is not permitted by statutory regulation or exceeds the permitted use, you will need to obtain permission directly from the copyright holder. To view a copy of this licence, visit <http://creativecommons.org/licenses/by/4.0/>.

Funded by SCOAP³. SCOAP³ supports the goals of the International Year of Basic Sciences for Sustainable Development.

Note added in proof We wish to complement Table 3 with a result from the first experimental search for tri-nucleon decay

of ^{136}Xe [24]: the partial lifetime limit for the inclusive ^{136}Xe pnn-decay to ^{133}I of $\tau_{pnn} > 1.4 \times 10^{22}$ yr.

References

1. A.D. Sakharov, Violation of CP invariance, C asymmetry, and baryon asymmetry of the universe. *JETP Lett.* **5**(5), 24–27 (1967)
2. K.S. Babu, I. Gogoladze, K. Wang, Gauged baryon parity and nucleon stability. *Phys. Lett. B* **570**(1–2), 32–38 (2003)
3. R.L. Workman et al., Review of Particle Physics. *PTEP* **2022**, 083C01 (2022). <https://doi.org/10.1093/ptep/ptac097>
4. B. Singh, J. Chen, Nuclear data sheets for A=73. *Nuclear Data Sheets* **158** (2019). <https://doi.org/10.1016/j.nds.2019.02.006>. <https://www.osti.gov/biblio/1594870>
5. J. Heeck, V. Takhistov, Inclusive nucleon decay searches as a frontier of baryon number violation. *Phys. Rev. D* **101**(1), 015005 (2020)
6. K.-H. Ackermann et al. (GERDA), The GERDA experiment for the search of $0\nu\beta\beta$ decay in ^{76}Ge . *Eur. Phys. J. C* **73**(3), 1–29 (2013)
7. M. Agostini et al. (GERDA), Upgrade for Phase II of the GERDA experiment. *Eur. Phys. J. C* **78**(5), 1–30 (2018)
8. M. Agostini et al. (GERDA), Flux modulations seen by the muon veto of the GERDA experiment. *Astropart. Phys.* **84**, 29–35 (2016)
9. K.T. Knöpfle, B. Schwingenheuer, Design and performance of the GERDA low-background cryostat for operation in water. *J. Instrum.* **17**, P02038 (2022)
10. M. Agostini et al. (GERDA), Background-free search for neutrinoless double- β decay of ^{76}Ge with GERDA. *Nature* **544**, 47–52 (2017)
11. M. Agostini et al. (GERDA), Characterization of inverted coaxial ^{76}Ge detectors in GERDA for future double- β decay experiments. *Eur. Phys. J. A* **81**(6), 1–12 (2021)
12. M. Agostini et al. (GERDA), Final results of GERDA on the search for neutrinoless double- β decay. *Phys. Rev. Lett.* **125**(25), 252502 (2020)
13. M. Agostini et al. (GERDA), Calibration of the GERDA experiment. *Eur. Phys. J. A* **81**(8), 1–11 (2021)
14. R.B. Firestone, V.S. Shirley, Table of isotopes, 2 volume set (1998)
15. I.J. Arnquist et al. (MAJORANA), Signatures of muonic activation in the Majorana Demonstrator. *Phys. Rev. C* **105**(1), 014617 (2022)
16. M. Boswell et al., MaGe-a Geant4-based Monte Carlo application framework for low-background germanium experiments. *IEEE Trans. Nucl. Sci.* **58**(3), 1212–1220 (2011)
17. S. Agostinelli et al. (GEANT4), GEANT4-a simulation toolkit. *Nucl. Instrum. Methods Phys. Res. A* **506**(3), 250–303 (2003)
18. M. Agostini et al. (GERDA), Characterization of 30 ^{76}Ge enriched Broad Energy Ge detectors for GERDA Phase II. *Eur. Phys. J. C* **79**(11), 1–24 (2019)
19. S.I. Alvis et al. (MAJORANA), Search for trinucleon decay in the Majorana Demonstrator. *Phys. Rev. D* **99**(7), 072004 (2019)
20. J.B. Albert et al. (EXO-200), Search for nucleon decays with EXO-200. *Phys. Rev. D* **97** (2018). <https://doi.org/10.1103/PhysRevD.97.072007>
21. R. Hazama, H. Ejiri, K. Fushimi, H. Ohsumi, Limits on single-and multinucleon decays in ^{127}I by inclusive measurements of nuclear γ and x rays. *Phys. Rev. C* **49**(5), 2407 (1994)
22. A. Takenaka et al. (Super-Kamiokande), Search for proton decay via $p \rightarrow e^+\pi^0$ and $p \rightarrow \mu^+\pi^0$ with an enlarged fiducial volume in Super-Kamiokande I–IV. *Phys. Rev. D* **102**(11), 112011 (2020)
23. T. Araki et al. (KamLAND), Search for the invisible decay of neutrons with KamLAND. *Phys. Rev. Lett.* **96**(10), 101802 (2006)
24. R. Bernabei et al., *Eur. Phys. J. A* **27**(s01), 35–41 (2006)