





Social considerations for the cultivation of industrial crops on marginal agricultural land as feedstock for bioeconomy

Calliope Panoutsou , Centre for Environmental Policy, Imperial College London, London, UK

Moritz von Cossel , Department of Biobased Resources in the Bioeconomy (340b), University of Hohenheim, Stuttgart, Germany

Pilar Ciria , **Carlos S. Ciria** , CEDER, Research Centre for Energy, Environment and Technology (CIEMAT), Lubia, Spain

Przemysław Baraniecki , Institute of Natural Fibers and Medicinal Plants, National Research Institute, Poznań, Poland

Andrea Monti , **Federica Zanetti** , Dept. of Agriculture and Food Sciences (DISTAL), Alma Mater Studiorium - Università di Bologna, Bologna, Italy

Jean-Luc Dubois , Arkema France, Colombes, France

Received March 17 2022; Revised April 14 2022; Accepted May 04 2022;
View online June 01, 2022 at Wiley Online Library (wileyonlinelibrary.com);
DOI: 10.1002/bbb.2376; *Biofuels, Bioprod. Bioref.* 16:1319–1341 (2022)



Abstract: Marginal agricultural land (MAL) has received much attention in research and policy formation as a potential resource for cultivating biomass for energy and biobased products. However, it is still unclear whether biomass from MAL meets the requirements of social sustainability. This study develops a conceptual linkage between value-chain analysis and social life-cycle analysis (S-LCA), and assesses both positive impacts (handprints) and negative impacts (footprints). A participatory approach including interviews and surveys was used to understand views and perceptions of the relevant stakeholders. A systemic strategy was applied to analyze value-chain activities, understand challenges, and identify competitive advantages and disadvantages. For S-LCA, the variety of impacts and indicators was met through a literature review and a consistent scoring system. The cultivation of perennial crops on MAL tends to cause skepticism among stakeholders, who are concerned about long-term commitment and biodiversity risks. Annual crops, on the other hand, are perceived by all stakeholder categories as very promising opportunities across all impact categories and indicators. They can facilitate income diversification and offer smart sustainable cropping options through crop rotation, agroforestry, etc. Most of the technological pathways examined are highly innovative, have a low technological readiness level, and are still at the early market development stage. As such they are ranked by stakeholders as

Correspondence to: Calliope Panoutsou, Centre for Environmental Policy, Imperial College London, 16-18 Prince's Gardens, London SW7 1NE, UK. E-mail: c.panoutsou@imperial.ac.uk and Moritz von Cossel, Department of Biobased Resources in the Bioeconomy (340b) Institute of Crop Science, University of Hohenheim, 70599 Stuttgart, Germany. E-mail: moritz.cossel@uni-hohenheim.de

medium opportunities for short-term implementation. In contrast, pyrolysis to industrial heat, ethanol from switchgrass, insulation material from hemp, and biogas/biomethane from sorghum are considered opportunities with good chances of being implemented in the short term. © 2022 The Authors. *Biofuels, Bioproducts and Biorefining* published by Society of Industrial Chemistry and John Wiley & Sons Ltd.

Supporting information may be found in the online version of this article.

Key words: bioeconomy; industrial crops; marginal agricultural land; rural development; S-LCA; social; sustainable development; perennial crops

Introduction

The concept of restoring marginal agricultural land (MAL)^{1,2} and simultaneously producing feedstock for biobased sectors^{3,4} has gained attention through the years⁵ as an attractive, low-input option^{6,7} that can improve soil carbon⁸ and provide renewable energy and raw materials.^{9–12} Life-cycle analysis (LCA) has often been used as an approach to understand how such value chains can be established and operated with respect to safe planetary boundaries.^{13–16} Research has focused primarily on environmental and economic issues^{17,18} whereas the social implications¹⁹ have so far received considerably less attention.²⁰ This is because social life-cycle analysis (S-LCA) is perceived most of the times as biased by subjective views of stakeholders for specific value chains. This restricts comparability of findings and potentially excludes regionally specific impacts.²¹ Lack of suitable indicators has also been reported^{22–24} as an additional limitation^{25,26} which prohibits the connection of metrics to value-chain performance and stakeholder relevance, and thus reduces the transferability of results.^{27,28}

Understanding the challenges that affect biobased value chains within the individual value-chain stages, and working directly with stakeholders to complement and focus life-cycle assessment, could reduce the uncertainties and deliver informed inputs for the socially relevant challenges related to their sustainable establishment and operation.²⁹ This study therefore combines value-chain analysis and stakeholder participatory methods with the UNEP/SETAC methodology³⁰ for SLCA and evaluates the social implications from specific biobased value chains that use as feedstock industrial crops³¹ grown on MAL.²⁰

The aim of this study is to focus on farming activities on MAL, providing evidence at individual value-chain stages. As such it complements other significant research on this topic, which examines the social implications for specific stakeholder categories,^{32,33} levels of application (company, local, national and international), etc. It also captures the differentiated effects across three agro-ecological zones: Mediterranean,

Atlantic, and Continental and Boreal, for ten value chains. The differentiation includes (i) crop type (annual³⁴ or perennial³⁵) and (ii) technological readiness level (TRL) of the conversion pathways. The ten value chains form a representative matrix of biobased products, such as biotumen, organic acids, methyl decanoate, sebacic acid, insulation material, biogas/biomethane and adhesives, and services such as heat and electricity.

Methods

This work establishes a conceptual, systemic³⁶ link among value-chain analysis (VCA), participatory methods, and S-LCA. It evaluates the positive impacts or handprints³⁷ (e.g., creation of jobs) and negative ones or footprints (e.g., land use). Social handprints³⁸ are the results of changes to 'business as usual' that create positive outcomes or impacts. They can be changes that reduce the social footprint or create additional/unrelated positive social impacts. Those changes can apply to the product or organization value chain or beyond its scope. Social footprints refer to adverse negative implications that result from the operation of a value chain or the use of a product or service. They can derive from the overall assessment or by impact category/subcategory.

Value-chain analysis

Biobased value chains involve complex, cross sectoral interactions between their upstream and downstream stages. Moreover, their suitability, efficiency, and appropriate implementation scales depend on geographical and climate features, so their optimal performance tends to be region and case specific.³⁹ Decision making for their establishment and operation should therefore tackle the challenges and inform important decision matters for each value-chain stage, reflect their relevant merits and disadvantages, and use the evidence provided to optimize synergies and drive positive behaviors.

Value-chain analysis has been introduced by Porter⁴⁰ to represent internal activities involved with producing goods and services. The approach applies a systemic strategy⁴¹ to

analyze value-chain activities, understand challenges, and identify competitive advantages and disadvantages. Value-chain analysis fits well with the dynamic structure of the biobased value chains, which has interrelated stages for land use, biomass production, conversion, and end use (Fig. 1).

Participatory methods

To understand the views and perceptions of relevant stakeholders⁴² the work has also adapted a participatory approach^{43–46} (Fig. 2). A series of interviews and surveys (Annex I in Appendix S1), has been undertaken through online webinar activities (i) to identify important challenges⁴⁷ that restrict the development and operation within and across the value-chain stages,^{48,49} and (ii) to agree on S-LCA impact categories that relate to the challenges and select indicators that are relevant to the social implications of the value chains' performance but can also be associated to the stakeholder groups (farmers,⁵⁰ value-chain actors, and local communities).

Social life-cycle analysis

Social life-cycle analysis is the social equivalent of environmental LCA.⁵¹ It can operate 'from cradle to grave'

and addresses social impacts within specified stages of a value chain at generic, local, and global scales.⁵² Its systemic approach⁵³ accounts for social practices⁵⁴ and aligns well with the integration of biobased value chains⁵⁵ at territorial level or in specific sector-product systems.^{56,57} Table 1 outlines the methodological challenges⁵⁸ in S-LCA and the respective approaches adopted in this paper to overcome them.

The work adopted the UNEP SETAC life-cycle initiative principles. This approach adds another dimension to social impacts, which is the stakeholders' role, so it has been considered more appropriate. The respective definition for social impact is: 'Consequences of social relations (interactions) weaved in the context of an activity (production, consumption or disposal) and/or stimulated by it and/or by preventive or reinforcing actions taken by stakeholders (ex. enforcing safety measures in a facility). Therefore, social impacts are dimensions of stakeholders relations affected positively or negatively by one of the stages in the life cycle of a product.'⁵⁹

Stakeholder categories

The following stakeholder categories are included in UNEP/SETAC: the local community, value-chain actors, consumers,



Figure 1. Value-chain stages in marginal agricultural land restoration with the cultivation of industrial crops for biobased products.

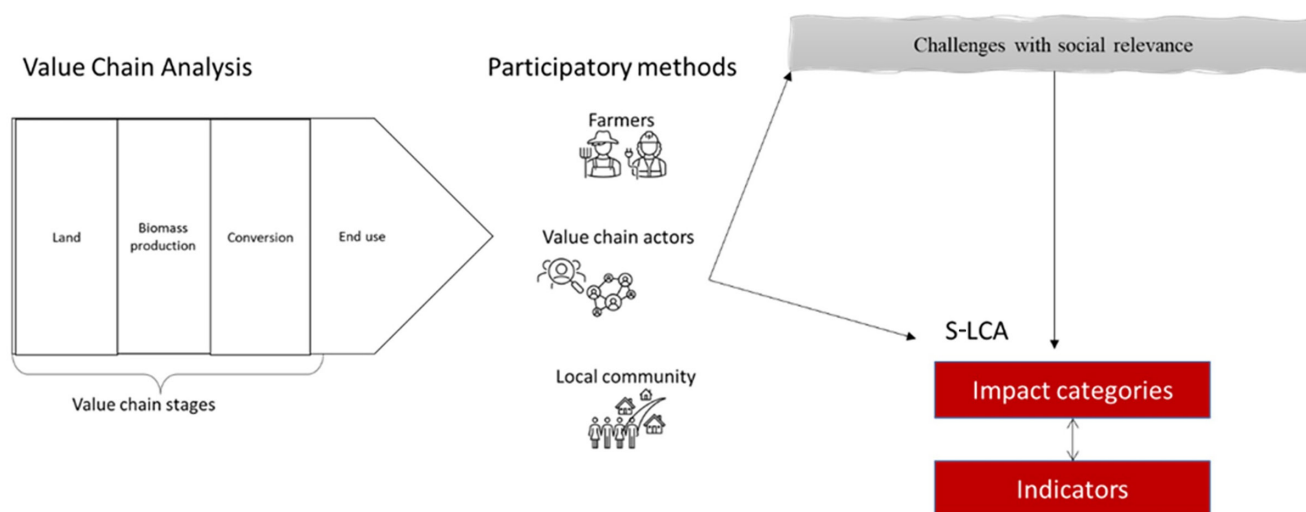


Figure 2. Conceptual link of the approaches used (S-LCA, social life cycle analysis).

workers, and society. In this work, we have focused on farmers in the category of workers, value-chain actors, and the local community. Their relevance to the value chain's stages is illustrated in Fig. 3 and described below.

Goal and scope

The goal of the S-LCA has been to investigate the potential social impacts from the restoration of MAL with industrial crops for biobased materials and energy. The analysis (based on available information and access to regional stakeholders)

Table 1. Methodological challenges in S-LCA and approaches adopted to overcome them.

S-LCA methodological challenges ⁵⁸	Approaches adopted to overcome challenges
Relating existing quantitatively indicators	Literature review, value-chain analysis to focus on specific challenges in each value-chain stage and surveying to validate findings
Obtaining specific data for regionalized S-LCA	Literature review and interviews with crop and technology experts
Quantifying all impacts properly	Consistent scoring system
Evaluating the results	Surveying and interviews to validated findings

captured the differentiated impacts across three agro-ecological zones: Mediterranean, Atlantic, and Continental and Boreal for ten value chains including (i) annual and perennial crop types and (ii) conversion pathways with different TRLs and market development stages.

The results can be used firstly to understand the social implications of such value chains and secondly to identify possibilities for improvements.

The work adopted the attributional model, which evaluates social impacts associated with the question of 'how the product is being made' (Fig. 4). This has been regarded as the most relevant and fit to be combined with the VCA concept and used to assess the selected value chains. Ten value chains have been selected for in-depth analysis within the sustainability assessment in the framework of an internal project workshop on selection of value chains and interlinkages (Table 2). The reference unit of 1 ha of occupied land for 1 year for biomass production systems is applied within this article.

Indicators

The analysis considered only indicators that are relevant to the specific value-chain stages (Fig. 5). Table 3 presents the stakeholder and impact categories, indicators, and their relevance to the value-chain stages.

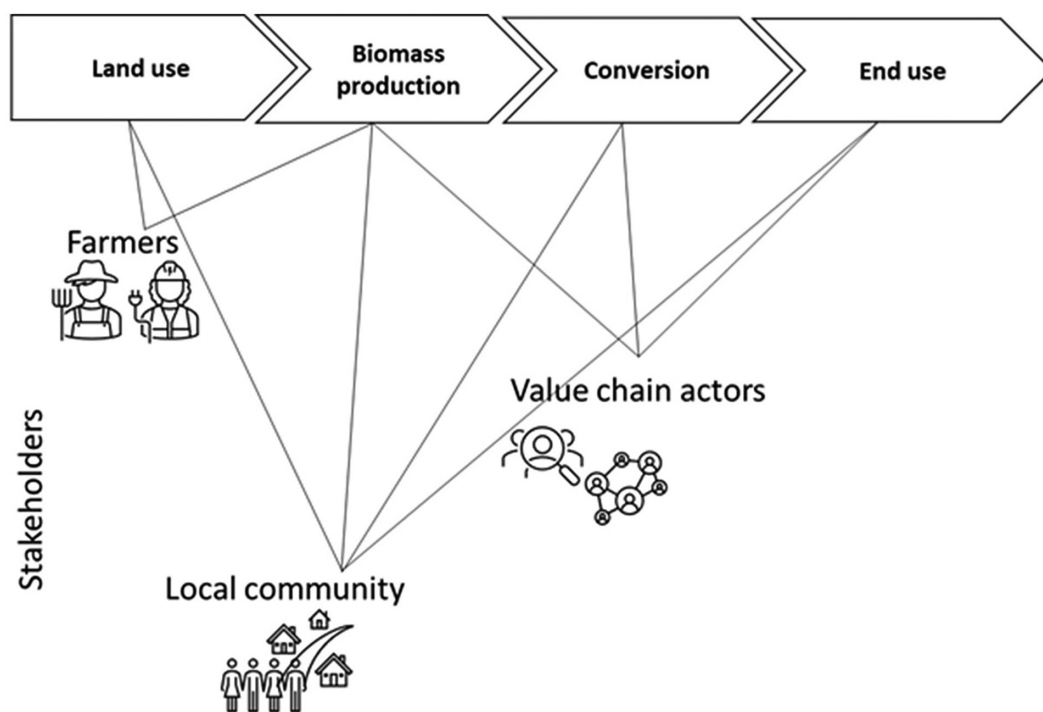


Figure 3. Stakeholder's relevance across value-chain stages.

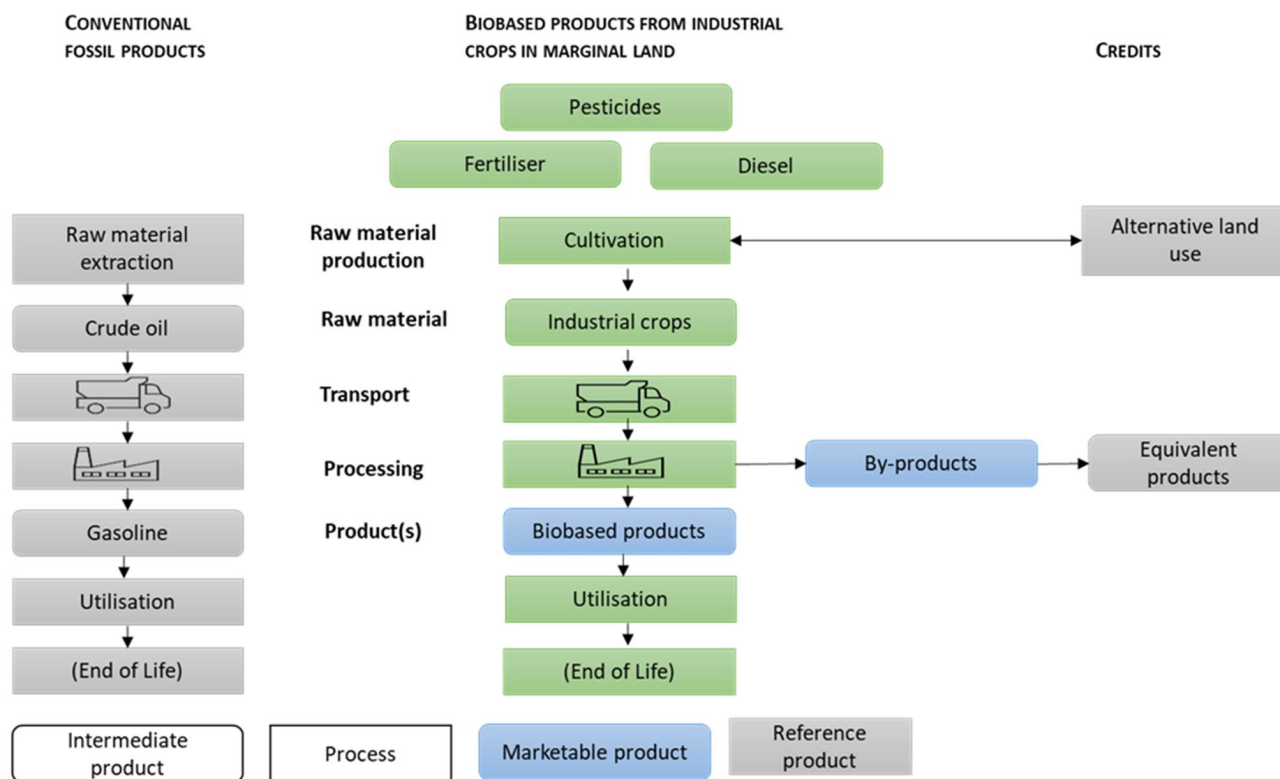


Figure 4. Sustainability assessment within the MAGIC project (Magic: Marginal lands for growing industrial crops: Turning a burden into an opportunity. European Union's horizon 2020 research and innovation program under grant agreement no. 727698.). The MAGIC bio-based products are compared with conventional reference products, both along the entire life cycle.

Table 2. Overview of the ten analyzed value chains.

Crop (A: Annual; P: Perennial)	Conversion technology	Main product
Miscanthus (P)	Pyrolysis	Industrial heat
Poplar (P)	Gasification	SNG
Switchgrass (P)	Fermentation	Ethanol
Willow (P)	Pyrolysis	Biochemicals (biothumen)
Safflower (high oleic) (A)	Oxidative cleavage	Azelaic and pelargonic acid
Camelina (high oleic) (A)	Metathesis	Methyl decenoate
Castor (P)	Alkaline cleavage	Sebacic acid
Industrial hemp (P)	Mechanical processing	Insulation material
Sorghum (A)	Anaerobic digestion	Heat and power Biomethane
Lupin (A)	Extraction	Adhesives

For land use, the impact category applied in this study is natural resources and the category indicators are (i) land use and development, and (ii) access to natural resources.

The respective inventory indicators are (i) land occupancy, which reflects annual or perennial nature of the crops, and (ii) crop yield/ha, which can measure the productivity of the MAL type.

For biomass production, the category indicators applied in this study for the working conditions impact category are: (i) wages, which can illustrate opportunities for income diversification, (ii) social benefits, and (iii) health and safety. For the natural resources impact category, the respective indicator for this stage is biodiversity. The respective inventory indicators are (i) income and profitability per crop, (ii) incentives at farm level, (iii) compliance with health-and-safety regulations, and (iv) crop traits relevant to biodiversity.

For the conversion stage, the impact category applied in this study is innovation and the category indicators are (i) technology development, and (ii) system versatility. The respective inventory indicators are: (i) TRL, and (ii) scale and relationship to logistics.

For the end-use stage, the impact category applied in this study is innovation and the category indicator is market prospects. The respective inventory indicator is the market size and trends. The rural development impact category has been applied across all value-chain stages. It has been

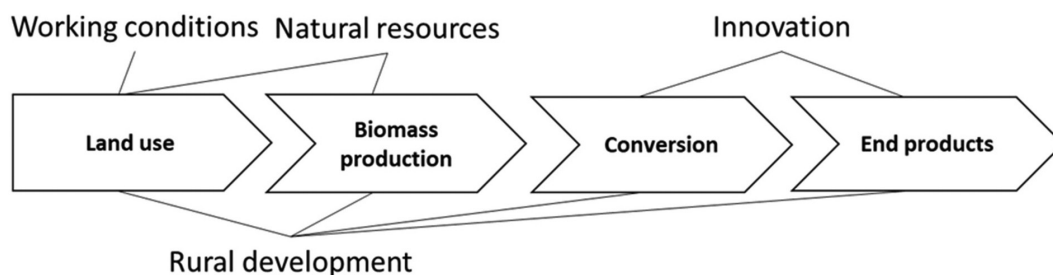


Figure 5. Relevance of impact categories to value-chain stages.

Table 3. Stakeholder and impact categories, indicators, and relevance to challenges within and across the value-chain stages.

Stakeholder category	Impact category	Category indicators	VC stage ^a	Inventory indicators
Farmers	Working conditions	Wages	BP	Income and profitability per crop
		Social benefits (diversification of income)	BP	Incentives at farm level
		Health and safety	BP, EU	Compliance with health and safety regulations, end users' health and safety ^b
Value-chain actors	Innovation	Technology development	C	Technological readiness level (TRL)
		System flexibility	C	Scale & logistics
		Market prospects	EU	Market size and trends
Local community	Natural resources	Biodiversity	BP	Crop traits relevant to biodiversity
		Land use	LU	Annual/perennial
		Access to natural resources	LU	Crop yields/ha
	Rural development	Local employment	All	Jobs
		Contribution to rural economy	All	Gross value added (GVA)

^aLand Use (LU); Biomass Production (BP); Conversion (C); End Use (EU).

^bSee.⁸²

addressed with the following category indicators: (i) local employment, (ii) contribution to rural economy, and (iii) public commitment to sustainability. The respective inventory indicators are: (i) jobs, (ii) gross value added (GVA), and (iii) policies.

Inventory

Data collection has been based on a combination of literature, interviews, and online surveying.

The UNEP/SETAC approach (Fig. 6) clarifies that 'subjective data is sometimes in S-LCA the most appropriate information to use. Bypassing subjective data in favour of more 'objective' data would introduce greater uncertainty in the results, not less. "and that a" clear difference lies in the fact that inventory data and impact assessment are specified in relation to different stakeholders defined. In S-LCA, stakeholder involvement/participation is also emphasized.⁵⁹

In this study we used a mix of subjective data through interviews and surveying and a set of more objective cross-referenced values derived from a systematic literature review. The balance between quantitative, qualitative, and semi-quantitative data differs across value chains and mostly depends on the TRL both for the upstream (land use, biomass production) and the downstream (conversion, end use) stages. The data sources for each value chain also differ (Tables 4 and 5).

Results

Challenges in value-chain stages and the role of stakeholders

The work followed a bottom-up approach^{60,61} to ensure that the S-LCA addressed important issues that impact the establishment and operation of the value chains. Stakeholders have been engaged to facilitate

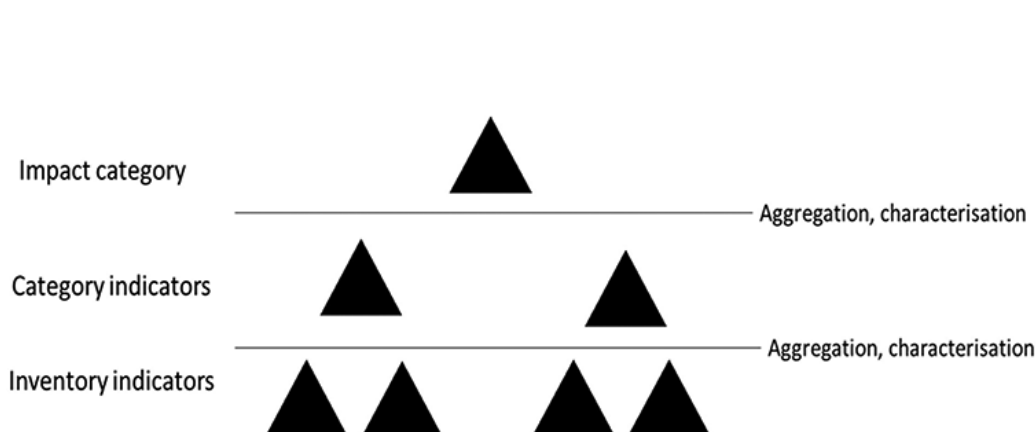


Figure 6. Concept of interlink between impact category, inventory, and category indicators.

Source: UNEP/SETAC- inspired by ISO 14044 (2006).

Table 4. Stakeholder groups contacted during the life-cycle inventory and their relevance to the value-chain stages.

Value-chain stage	Stakeholders contacted	Number	Country
Land use, biomass production	<i>Farmers</i>	40	
	Farmers (including representatives from cooperatives)	29	UK, BE, S, I, RO, BG, HUN, SI, DE, FIN, HR, BG
	Landowners (including associations)	11	BE, UK, FR, FIN
Biomass production, conversion, end use	<i>Value-chain actors</i>	27	
	Biobased industries	12	DE, I, S, FIN, ES, FR, HUN, HR
	Advanced biofuels	8	FI, UK, FR, ES, DE
	Steel industry	2	DE, UK
	Logistics companies	5	FR, DE, I, UK, RO
	<i>Local community</i>	13	
	Innovation clusters	3	NL, DE, UK
	Local government	4	
	Local business owners	2	UK, FR
	NGOs	4	BE, DE, UK, BG

the understanding challenges, potential opportunities, and impacts along the value chains.^{62,63} The challenges at each stage of the value chain were identified from the literature.^{64,65} Then they were validated through

selected interviews and online surveys. The main ones are summarized below and in Table 6.

Restoration of MAL with industrial crops may risk displacement of other land-based activities.^{17,66,67} Moreover, it must ensure sustainable, yet profitable^{68,69} practices that can use water efficiently,^{70,71} prevent soil erosion,⁷² support biodiversity,⁷³ improve soil and nutrient management,^{74,75} and facilitate carbon sequestration.^{76–80}

In a similar way to arable land, the cultivation of industrial crops on MAL includes soil preparation, crop establishment, plant protection and fertilization management, harvesting practices, post-harvest measures, storage, and transport⁸¹ and may require site-specific design.⁸² Cropping practices must value and improve biodiversity, enable low-input regenerative agriculture, and minimize intensity of activities.⁸³ Storage facilities must accommodate multiple feedstocks with variant quality and forms. Low-carbon transport options and efficient routes must be designed and adopted.

Oil crops examined in this study are mostly annuals and generally occupy less land than perennials. For successful maturity and acceptable yield levels, some oil crops, such as safflower (*Carthamus tinctorium* L.)⁸⁴ and castor (*Ricinus communis* L.)¹⁸ require relatively high temperatures in comparison with camelina (*Camelina sativa* L.), for example. This makes safflower and castor unsuitable for cultivation on MAL across the cooler Atlantic climate (AEZ 2). Furthermore, annual oil crops require a crop rotation in which they can be grown alternately with other plant species, as monoculture cultivation is generally prohibited for phytosanitary reasons. Wherever oil crops are to be cultivated, it must therefore be possible to find at least as many other plant species as the plant species-specific

Table 5. Social life-cycle analysis impact category indicators and their relevance to challenges within value-chain stages.

VC stage	Inventory indicators	Relevant challenges
BP	Income and profitability per crop	Unemployment in rural areas Lack of crop diversification
BP	Incentives at farm level	Social and economic resilience in rural areas
BP, EU	Compliance with health and safety regulations, end users' health and safety ^a	Safe, low impact practices, consumer's health and safety Flexible storage facilities; low carbon transport
C	Technological readiness level (TRL)	Low technological readiness level (TRL) of innovative conversion pathways
C	Scale and relationship to logistics	Flexible feedstock capacity and low emissions operation
EU	Market size and trends	Early market development stage and high-risk financing
BP	Crop traits relevant to biodiversity	Improve biodiversity, enable low input, regenerative agriculture, and minimize intensity of activities.
LU	Land occupancy (annual/perennial)	Access to neglected natural resources without displacement of other land-based activities
LU	Crop yields/ha	Apply sustainable practices to prevent soil erosion and improve soil management
All	Jobs	Unemployment, lack of job opportunities
All	Gross value added (GVA)	Rural development

^aSee.⁸²

phytosanitary properties require. For a most efficient harvest, a combined harvester may be required. These have not yet been developed for all of the oil crops investigated here.⁸⁵

Carbohydrate and fibercrops examined in this study, such as sorghum (*Sorghum bicolor* L. Moench) and hemp (*Cannabis sativa* L.), are also annual species and require appropriate crop rotation and a suitable climate to achieve acceptable biomass yield and appropriate quality. Further challenges include the need for specialized harvesting practices, such as allowing for a separate harvest of seeds and stems in hemp cultivation. The transportation costs may also be a decisive

factor, especially for carbohydrate crops, as their high-moisture content (depending on the biomass use, of course) may require short field-storage distances.

The lignocellulosic crops examined in this study provide the best opportunities to protect the soil and the groundwater because they are perennials. After being successfully established, they can be grown on the same area for long periods, of 15 years or more. This long-term land occupation can be viewed as negative because the area would not be available for other land uses during this time.

Activities for biomass conversion to biobased products include construction and operation of biorefineries. Challenges with regard to construction include low TRL of innovative conversion pathways, early market development stage, and high-risk financing. Challenges for operation include resource efficiency, low emissions performance, handling mixed volumes of feedstocks and improving synergies for valorization of residues and co-products.

End use of biobased products and services includes activities related to their distribution and use by consumers. Products should be compatible with existing infrastructure, standards, and distribution channels. Furthermore, both consumer acceptance and successful market uptake will be subject to their fitness to substitute existing products and commodities in sectors such as chemicals, food, energy, and fuels. Singh et al. (2020)⁷⁹ reported that consumer acceptance remained a challenge with underdeveloped standards/certification procedures and unfamiliarity with bio-based products.⁸⁶

The sections below describe the relevance of stakeholders to the value-chain stages and their role in overcoming the challenges that prohibit successful establishment and sustainable operation.

Land use

Farmers, value-chain actors, and local communities can inform the selection of suitable MAL and help understanding the respective improvements required to return it to productivity. Decision making for innovative cropping solutions can be efficient only if these are embedded to the existing planning process and the daily activities in farms and the surrounding countryside.⁸⁷ Further issues for potential stakeholders' involvement include:

- Farmers and local community can advise if the suggested land use systems can improve biodiversity, preserve water, and lead to overall net zero carbon solutions that are well integrated to current land use patterns.
- The local community can organize awareness campaigns and training and on-field tours to inform the public about regenerative agricultural practices for industrial crops in MAL.

Table 6. Overall challenges across value-chain stages and stakeholders' role.

Value-chain stages	Challenges (as defined through interviews and surveying)	Farmers	Value-chain actors	Local community
Land use	Access to neglected natural resources without displacement of other land-based activities	Guide decision making for site selection	Safeguard displacement of other activities	Foster carbon conservation and sequestration
	Sustainable practices to prevent soil erosion and improve soil management	Stay informed about new cropping methods and opportunities for carbon farming and other support.	Contribute (to the extent possible) to carbon farming and net zero agriculture initiatives	Awareness and training campaigns for regenerative agriculture, incl. Carbon farming
Biomass production	Improve biodiversity, enable low input, regenerative agriculture, and minimize intensity of activities.	Adopt sustainable cropping practices Advise on financial support required to improve infrastructure	Facilitate the provision of industrial crops, produced under sustainable practices	Rural communities can improve their awareness and endorse new developments for bioeconomy in their regions.
	Flexible storage facilities	Sometimes the farmers must take part in storage activities. In such cases they have to comply to requirements of value chain actors in this area. This compliance should be assisted by relevant decision making from VCA.	Adopt new storage processes and seek funding for innovative components	Local consumers can demand the adoption of standards and labelling systems for the biobased goods/ services they select.
	Low carbon transport	Rent/purchase efficient machinery and equipment	Develop/join low carbon transport schemes and initiatives	
Conversion	Low technological readiness level (TRL) of innovative conversion pathways, early market development stage and high-risk financing	n/a	Establish communication and robust contractual agreements with farmers Improve synergies for valorization of residues and co-products	
	Low emissions operation	n/a	Monitor emissions and establish energy efficient machinery compatible to the most recent environmental standards	
End use	Consumers' acceptance	Increase visibility of sustainable crop production in marginal land through joint initiatives with other farms/farmers' cooperatives	Ensure biobased products are compatible with existing infrastructure, standards and distribution channels Improve labelling	Enhance social inclusion
Across all stages	Lack of awareness; lack of clarity for strategic decision making	Improve knowledge transfer – strengthen communication and networking		
	Lack of crop diversification and job opportunities	New jobs		
	Rural development	Invest in farms and farm generation renewal	Economic diversification	Local rural development

Biomass production

During this stage, all the stakeholder categories have a significant role. Industrial crop cultivation will form part of

the farming activities and can be considered successful only if the crops are well adapted to the respective ecosystems,⁸⁸ if their cultivation complies with the local sustainability

regulations, and if it is carefully integrated to the annual farming activities with minimal distortions and displacement of other activities that take place in the respective regions.

Value-chain actors such as agricultural material suppliers, and workers can also contribute by understanding the potential added value from the bioeconomy related biomass production, endorse it and integrate it to their daily work.⁸⁹ Planning for efficient storage spaces and improving low carbon transport for goods in the region will also benefit biomass logistics.

The local community should be consulted at the initial planning stages for biomass production in each region. They can assist with the crop selection, contribute knowledge for existing machinery and infrastructure and advise on what needs to be improved to ensure a sustainable, efficient workflow. Further issues for the potential involvement of relevant stakeholders include:

- Farmers and value-chain actors can adopt resource-efficient practices in crop cultivation, harvesting and handling, and share their experiences with each other.
- Value-chain actors should support resource-efficient cropping practices and facilitate the respective agricultural activities.
- Farmers, the local community, and value-chain actors can advise on limitations in terms of infrastructure and policy-relevant needs, and guide targeted financial support.

Conversion

Value-chain actors and the local community are the most relevant stakeholders for the conversion stage. The former include industrial actors and workers in the conversion plant.

Industrial actors should establish connections with farmers to ensure they have the appropriate contractual arrangements for year-round biomass supply in the required specifications in terms of quality and quantity. They also need to communicate and network with the local community to ensure their industrial facilities are accepted and well-integrated in the region and the planned daily activities do not disturb the quality of life of the local population.

Local community should be engaged from the planning stage and tailored capacity building events and public awareness campaigns must be organized to improve local people's knowledge for the benefits of the new developments and the overall bioeconomy. Further issues for the potential involvement of relevant stakeholders include:

- Value-chain actors should ensure circularity by making provisions to optimize the use of co-products and any waste streams.

- The local community, with support from public and private funds, should invest in knowledge distribution, capacity building, and networking.
- Value-chain actors and the local community with the support from government and funding institutions can provide financial support to industry and businesses to help the initial high investment cost of transition from fossil-based technologies to bio-based technologies.

End use

Value-chain actors and the local community are the most relevant stakeholders for the end-use stage. The first include industrial actors and people involved in the distribution of the biobased products and/or services⁹⁰ (e.g., heat, electricity).

Further issues for the potential involvement of relevant stakeholders include:

- Farmers can increase the visibility of sustainable crop production in MAL through joint initiatives with other farms/farmers' cooperatives.
- Value-chain actors can adopt standards, which can regulate the quality of biobased products/services.
- Value-chain actors can implement labeling mechanisms, which can help in the quality monitoring.
- Value-chain actors and the local community should contribute to increasing consumers' awareness and facilitate change in consumers' behavior.

Social life-cycle analysis of biobased value chains

Value-chain assessment

According to UNEP/SETAC 'S-LCA encounters both positive and negative impacts of the product/service life cycle and includes these 1) because beneficial impacts are often of importance and 2) to encourage performance beyond compliance (with laws, international agreements, certification standards, etc.).'⁵⁹

To assess the results of the study, a scoring system is used to aggregate the data and information in a more quantitative and visual manner and to provide the possibility of comparison between them. Detailed process schemes can be found in the MAGIC project Deliverable 6.2: System description of selected value chains⁹¹ and the MAGIC project Deliverable 6.1: Definitions and settings.⁹²

This study has introduced a scoring system where any social risks (footprints) and/or opportunities (handprints) regarding each of the category indicators have been graded for each stage (Fig. 7), and social risks result in a higher score.

The section below presents a comparative overview of the impact assessment for the value chains (see Table 2) per impact category (working conditions, innovation,

Low risk/ high opportunity	-3	↑
Medium risk/ medium opportunity	-1	↔
High risk/ Low opportunity	1	↓
Very High risk/ Very Low opportunity	3	↓

Figure 7. Scoring system for social risks and opportunities.

natural resources, and rural development) and discusses the performance for the respective indicators and value chains. Detailed performance of individual value chains is included in Annexes II and III in Appendix S1.

Overall, social risks for access to natural resources, income diversification, and biodiversity are higher for not marginal land than marginal land. Land acquisition is the main hotspot in all value chains primarily because the crops are non-food ones that entail risks for competition with food and feed cropping especially in the case of perennials due to long-term commitment for land use. All the crops can offer opportunities for MAL restoration, but perennials are considered to be a very high social risk for conventional arable land in terms of biodiversity and high risk for access to natural resources and income diversification for competition with other food and feed crops. All the value chains, when implemented sustainably, can offer good opportunities for biodiversity, social benefits, income diversification, local employment, and rural development.

Working conditions (income diversification, incentives at farm level, health, and safety)

The working conditions impact category in this study focuses on farmers and the cultivation of industrial crops in MAL. The analysis focused on understanding and evaluating how the new activity can impact opportunities for income diversification, and if there are any social benefits and any issues regarding health and safety (Fig. 8).

Perennial crops like miscanthus (*Miscanthus* Andersson), switchgrass (*Panicum virgatum* L.), willow (*Salix* L.), poplar (*Populus* L.), and castor (*Ricinus communis* L.) offer opportunities for income diversification to farmers^{66,93} and landowners^{78,94} as they can provide raw materials for several biobased markets. Annual crops have been considered good opportunities because they can form part of sustainable crop production systems, as winter cover crops, etc. The various cropping practice options can offer crop and income diversification in European regions. The working conditions in the farm would be similar to the ones for traditional crops with the exception of perennials for which the first year when the plantations are established, intense activities will occur. The inclusion of such crops in the Common Agricultural

Policy and other related strategic documents is expected to provide social benefits for farmers. Health and safety impacts are the same as in other agricultural activities and include injuries from the use of equipment and machinery, skin diseases associated with chemical use and prolonged sun exposure, hearing problems from continuous exposure to heavy machinery, etc. Appropriate standards and regulations must be in place to prevent accidents and minimize such impacts. The main results in this impact category among the value chains are:

- Cultivation of the crops on MAL offers better opportunities whilst their cultivation in conventional land always entails the risk of competition and displacement unless they are cultivated with the principles of best management practices, as part of rotation, intercropping, etc. The opportunities are better for annual crops and conversion technologies with high TRL, which are already commercial or close to commercialization.
- All the value chains are subject to incentives at farm level through the Common Agricultural Policy and other regional funds (ERDF, ESIF, etc.). There are, however, gaps in prioritization and tailoring the available financing opportunities to funding packages that can be easily accessed by farmers and landowners at local level.
- Health and safety issues present risks both at the upstream and downstream so attention must be paid during planning and implementation.

Innovation (Technology development, System versatility, Market prospects)

Most of the examined technological pathways are highly innovative, have low TRL, and are still at the early market development stage. As such they are ranked by stakeholders as medium opportunities for short-term implementation (Fig. 9). Only pyrolysis to industrial heat, ethanol from switchgrass, insulation material from hemp and biogas/ biomethane from sorghum are considered opportunities with high chances of being implemented in the short term. The main results in this impact category among the value chains are:

- All value chains offer opportunities for technology development. The highly innovative pathways with low TRL, however, present slightly lower opportunities than the ones that are already commercial.
- All value chains present strong opportunities for system versatility as they allow co-product valorization.
- The market size for all value chains has very strong opportunities with the exception of industrial heat, SNG, biotumen, and sebacic acid, which offer slightly lower opportunities either because there are other lower cost

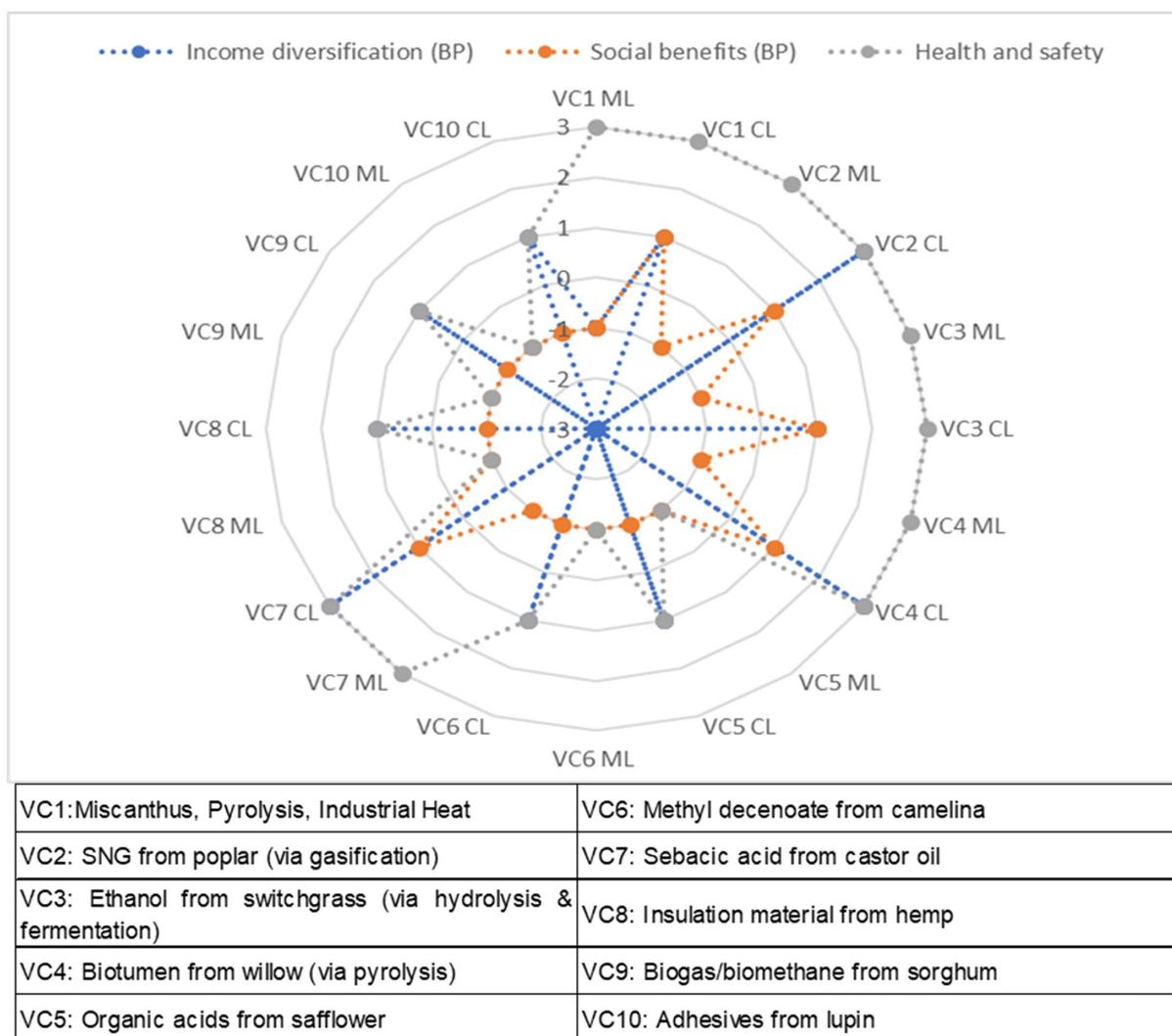


Figure 8. Comparison of social risks for the ‘working conditions’ category indicators and value-chain stages in marginal agricultural land (ML) and conventional land (CL).

alternatives and/or they are still at precommercial level (which is the case for the last three).

Natural resources (biodiversity, land acquisition, delocalization and migration, access to natural resources, biodiversity)

Perennial industrial crops are considered a resource-efficient option for European countries^{95–97} because they are established once, have dense rooting systems, use low water and nutrient inputs, and have high drought resistance.⁹⁸ Land-use change is considered limited in case of MALs that are not suited for arable crops requiring higher quality soils. Perennial cropping reduces tillage and erosion risks⁹⁹ and increases soil carbon. As the site is only cultivated once, at

establishment, reductions in soil disturbance and erosion can also be achieved compared with conventional arable crops.^{100,101}

Most of the annual plants in the study can offer opportunities for land use and development and can also improve biodiversity as part of crop rotation, agroforestry, and other carbon farming-related practices (Fig. 10). They are drought and high-temperature tolerant, and can therefore be grown without irrigation even under dry agroecological conditions. They can be grown on MALs and/or lands with heavy metals. The main results in this impact category among the value chains are:

- Perennial crops present risks for long-term land use both on MAL and conventional land. The annual crops are considered to be good opportunities for cultivation

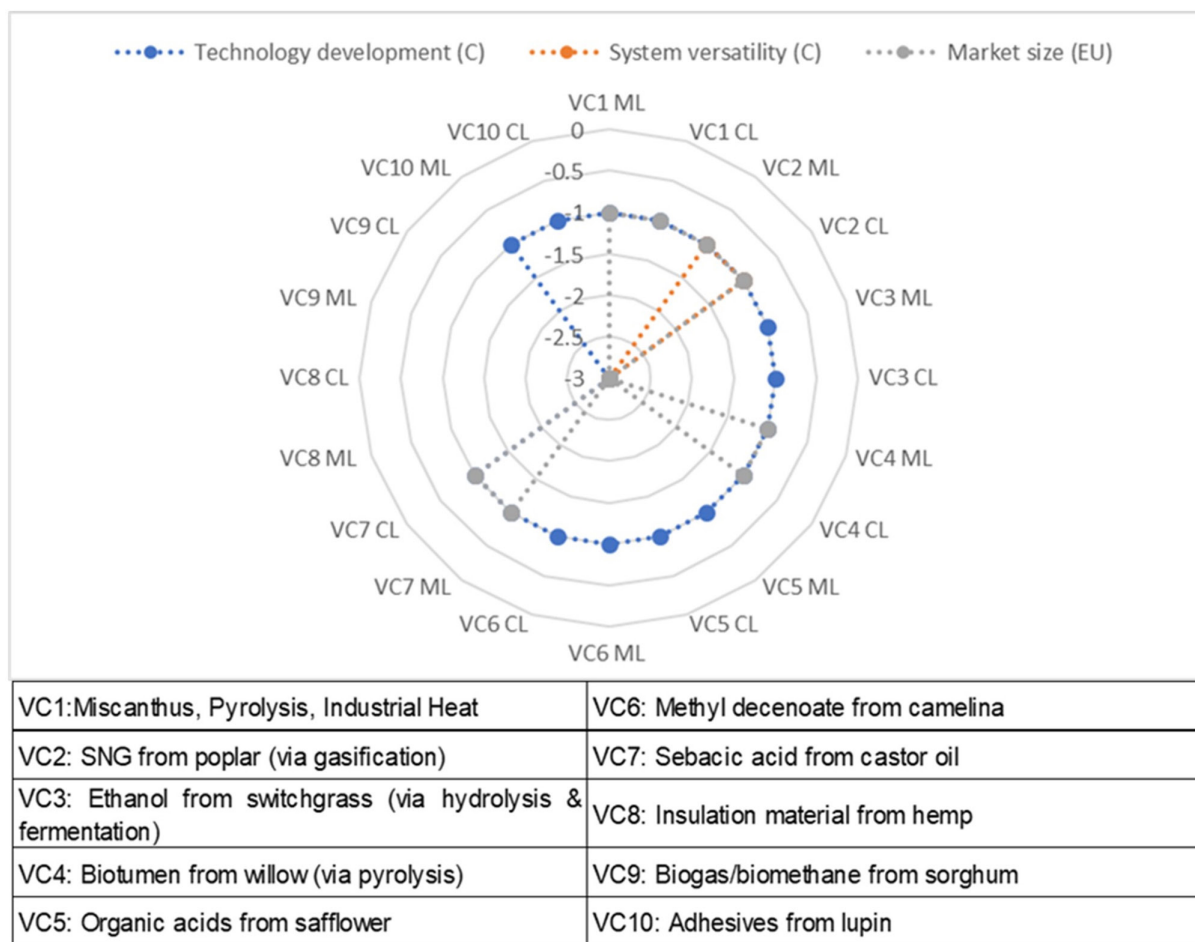


Figure 9. Comparison of social risks for the 'innovation' category indicators and value-chain stages in marginal agricultural land (ML) and conventional land (CL).

on marginal land but when cultivated on conventional land they are ranked as lower risk compared to perennials.

- Similar results are obtained for biodiversity; perennial species – especially when cultivated on conventional land – are considered high risk if they are not integrated in sustainable land-use planning procedures. Annual crops offer opportunities for biodiversity improvements when integrated in sustainable cropping, and they are ranked as lower risk compared to perennials.
- All crops offer opportunities to restore land with biophysical marginality and improve soil quality of MAL with safflower, camelina, hemp, sorghum, and lupin being ranked as better options.

Rural development (local employment, contribution to rural economy)

All the crops offer significant opportunities for local employment, can contribute to the rural economy,¹⁰² and are attractive options for low-quality land, which

remains unused or is abandoned due to low profitability prospects (Fig. 11). The annual crop species in this study are short season crops and can be grown successfully with rotation with legumes and/or cereals. This offers significant opportunities to farmers for income diversification as they can have two crops within a year with different markets.

The main results related to the value chains in this impact category are:

- All the value chains present opportunities for the creation of local employment both in marginal and in conventional land with the annual species ranked as offering higher than perennial.
- Similarly, all the value chains are considered as good opportunities for rural development in European regions.

Interpretation

This identifies significant, socially relevant issues of the analyzed life cycles per value chain, agro-ecological zone and stakeholder category.

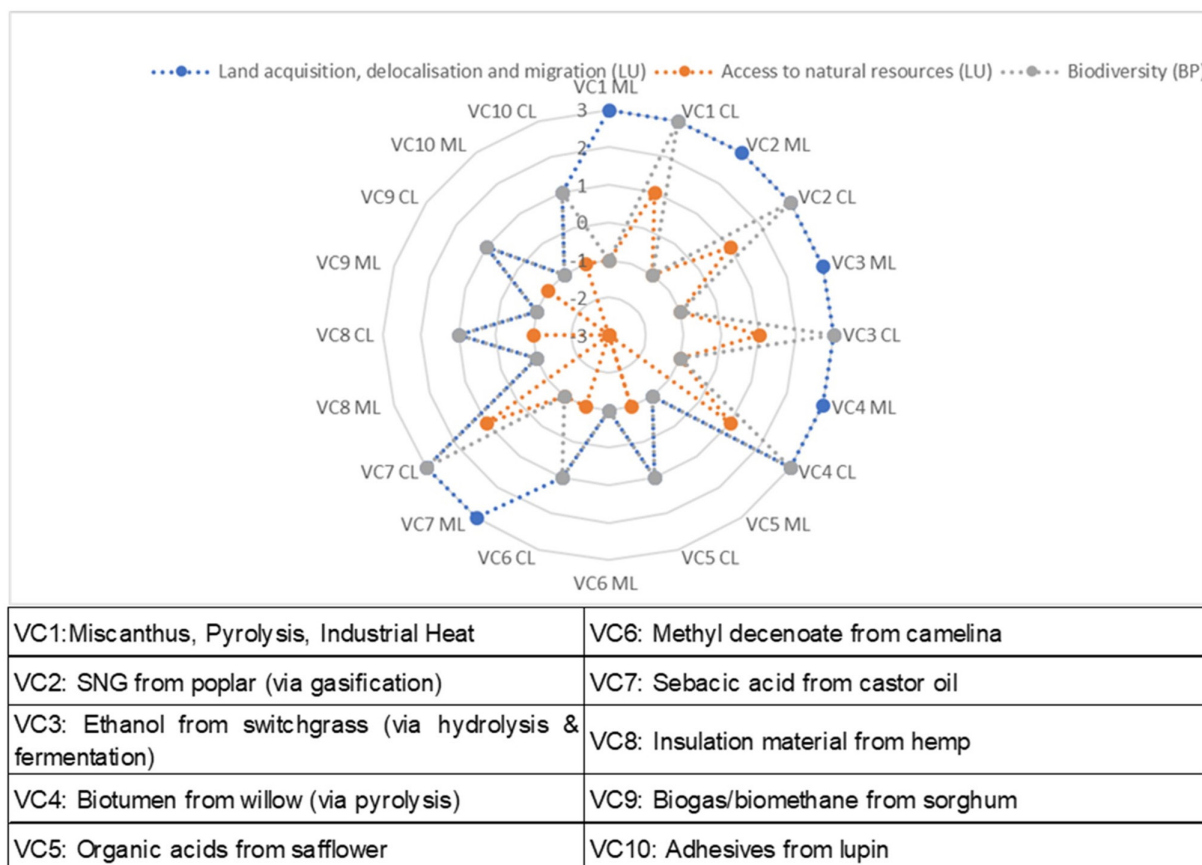


Figure 10. Comparison of social risks for natural resources category indicators and value-chain stages in marginal agricultural land (ML) and conventional land (CL).

Value chains

Stakeholders considered land use as a risk for perennial grasses and as a high risk for willow and poplar due to the long-term commitment and intense labor activities required for such cultivation, especially during the grubbing up stage (field clearance and preparation for the next activity). On the contrary all other crops being mostly annual and some of them being suitable for agroforestry, crop rotations, etc. are considered as opportunities for land use with castor, camelina, lupin and safflower being ranked higher than sorghum and hemp.

In the biomass production stage lupin, hemp, and castor are considered crops whose cultivation is familiar to farmers and they are evaluated as strong opportunities while the rest of the crops are still relatively new, and they are considered as medium opportunities from the farmers’ and local community’s point of view.

Most of the conversion technologies in the value chains involve significant innovations as they are at low TRL. As such they are considered medium opportunities for short-

term implementation. Only pyrolysis to industrial heat, ethanol from switchgrass, insulation material from hemp, and biogas/biomethane from sorghum are considered opportunities with high chances of being implemented in the short term.

End use presents similar scoring. All products/services are considered opportunities that can pave the way to a carbon-neutral bioeconomy but only pyrolysis to industrial heat, ethanol from switchgrass, insulation material from hemp and biogas/biomethane from sorghum are considered as having high chances of being implemented in the short term (Fig. 12).

Value chains with willow and poplar are considered high risk in terms of land use because they are perennial tree plantations. Perennial grasses miscanthus and switchgrass are ranked similarly but at a less risky level.

Apart from these, all the value chains are considered as moderate to high opportunities. More specifically, value chains with high TRL (biogas/biomethane, insulation material, ethanol, and pyrolysis for industrial heat) are also

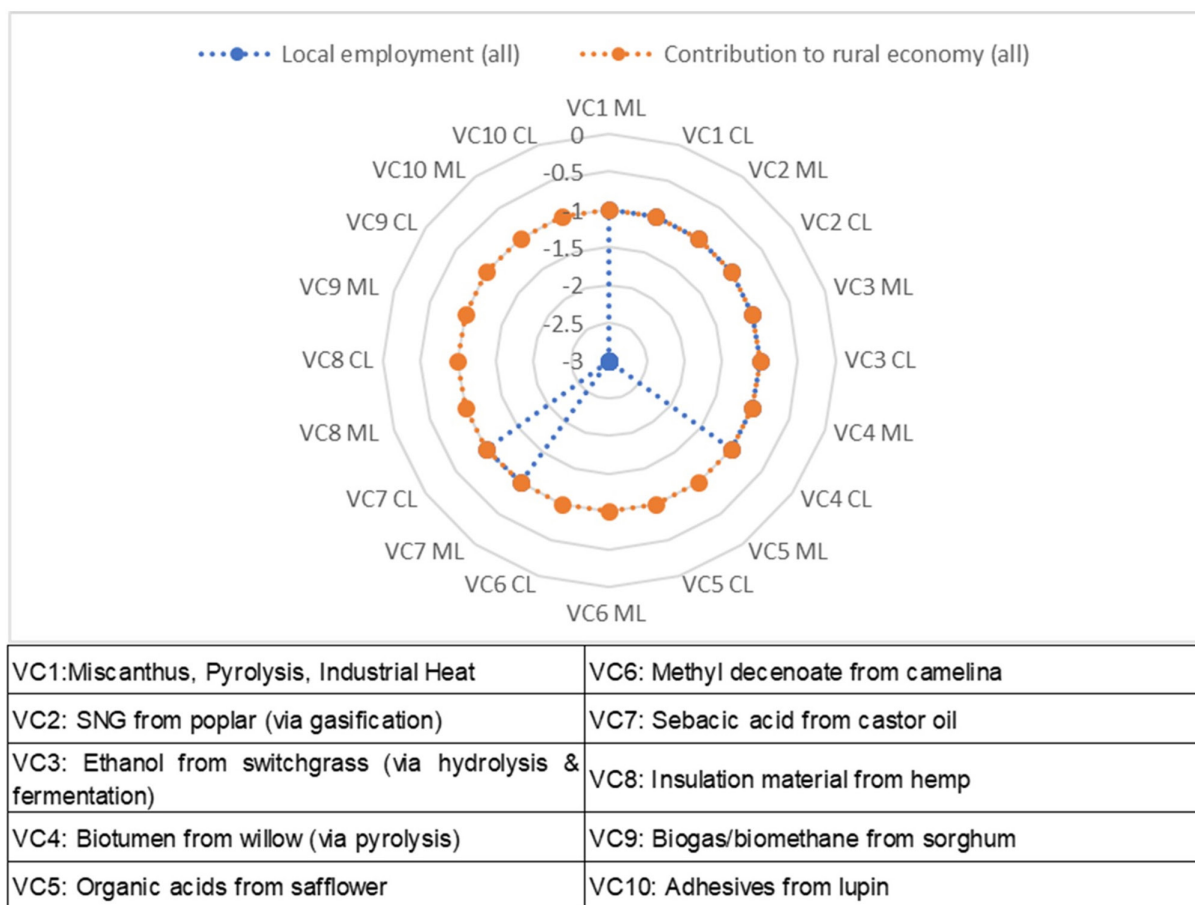


Figure 11. Comparison of social risks for rural development category indicators and value-chain stages in marginal agricultural land (ML) and conventional land (CL).

considered better opportunities than the those with low TRL levels because they are more likely to be implemented in the short term.

Agro-ecological zones

The following three aggregated agro-ecological zones (AEZ) are used in this study: (i) AEZ 1 – Mediterranean (MED), (ii) AEZ 2 – Atlantic (ATL), and (iii) AEZ 3 – Continental and Boreal (CON).¹⁰³ Within these zones, different biophysical constraints prevail, which may restrict the growth of industrial crops and the biophysical marginality conditions. The two most important constraints in each zone have been identified by von Cossel et al.,⁷⁸ and corresponding yields were set by the partners.

Crop performance in agro-ecological zones

The information in the subsection for agro-ecological zones focuses on the crop-specific performance and any risks that

have been considered of social relevance by the various stakeholders that participated in the analysis.

AEZ 1 – Mediterranean (MED): Miscanthus. Miscanthus is suitable for the Mediterranean agroclimatic zone. It exhibits high yields and resists water stress by decreasing photorespiration – i.e., by reducing leaf area and increasing root growth.¹⁰⁴

Poplar. Poplar has shown a positive energy balance and high energy efficiency¹⁰⁵ when grown in the Mediterranean agroclimatic zone.

Switchgrass. Switchgrass is considered a suitable crop for less fertile, erosive lands, and requires low inputs (fertilization and water). Due to its deep rooting system, switchgrass survives in Mediterranean conditions and has higher water-use efficiency than carbohydrate crops like maize (*Zea mays* L.).¹⁰⁶

Willow. Willow is a short rotation woody crop which exhibits good yield under high temperatures, marginal soil, and climatic conditions, and thus is considered suitable for the Mediterranean zone.¹⁰⁷



Figure 12. Overall scoring of risks/opportunities within value-chain stages in the biobased value chains (negative values represent 'handprints' – opportunities).

Safflower. Safflower grows well in Mediterranean conditions as it is best suited to a hot, dry climate. This is because of its deep rooting system, which can take up moisture and nutrients (like N) from deeper soil layers. The crop is suitable for rotational cropping and it has been reported that it can reduce N leaching into the ground water.¹⁰⁸

Camelina. Literature reports that camelina has highest seed yields when grown in the Mediterranean zone.¹⁰⁹

Castor. Castor is well suited for the Mediterranean zone. It has been reported that, with favorable temperatures and regular irrigation, productivity increases significantly.¹¹⁰

Industrial hemp. Hemp has shown good productivity in semi-arid Mediterranean but its productivity is affected by water shortages and high air temperatures. Manipulation of the sowing date is therefore recommended to avoid these unfavorable climatic conditions.¹¹¹

Sorghum. Sorghum is a drought-tolerant crop which has the ability to extract water from deep-soil and give high yields under rain-fed, water-scarce Mediterranean conditions.¹¹⁰

Lupin (*Lupinus mutabilis* Sweet). Lupin is well adapted to the Mediterranean zone and is also considered a profitable crop.¹¹²

The main risks with social relevance in the Mediterranean agro-climatic zone concern the crops' adaptability to long dry periods, especially during years with limited rainfall, as well as deterioration of soil quality due to desertification.³ These can lead to gradual land abandonment due to low yield and limited profitable crop opportunities for farmers.

The main opportunities in this agro-climatic zone include farmers' willingness to diversify their crop production and to seek low input farming opportunities because desertification, soil erosion, and lack of water force them to find new alternative crops and cropping methods that are resilient to the adverse climate-change situations.

AEZ 2 – Atlantic (ATL): Miscanthus. Miscanthus is a C4 crop with high radiation, water and nitrogen use efficiency that prefers warm temperate climatic conditions. They grow from dormant winter rhizome when the soil temperature reaches 10–12 °C.¹¹³

Poplar. Poplar is a low-input woody crop, which can be grown on MALs in warm-temperate climatic zones because warm temperature supports the rapid growth of plant, and they have high photosynthetic capacity aided by their large

leaf area. All this makes them suitable for Atlantic North and South.¹¹⁴

Willow. Willow is considered a suitable crop in the Atlantic zone.

Safflower. Safflower has both winter and spring varieties, and it can grow on marginal soil and under very low rainfall conditions. It is suitable in Atlantic agroclimatic conditions.

Industrial hemp. Hemp is suitable in a wide range of climatic conditions and a study shows that hemp yield was found to be slightly lower for the countries in Atlantic zone (Netherlands and the UK) compared to Italy, which is in the Mediterranean zone.¹¹⁵

Lupin. Lupin is found to be suitable for the Atlantic zone and has the potential to replace food oil crop soybean.

The main risks with social relevance in the Atlantic agro-climatic zone relate to changes in temperature, which may affect the crop selection and respective growing cycles, rotations, etc.³ Biodiversity risks also ranked very high in the group of stakeholders from the region as well as possibilities for organic farming and low input, climate smart agriculture.

Respective opportunities in the agro-climatic region include the high awareness of farmers and their high level of networking and involvement in bioeconomy and circular economy clusters and relevant initiatives.

AEZ 3 – Continental and Boreal (CON): Miscanthus. Miscanthus grows well in the Continental and Boreal region of Europe and the production level is good even in lower quality soil with little fertilization and protection from pests and diseases.^{116,117}

Poplar. Poplar is considered suitable for short rotation coppice in the Boreal zone because of the fast growth rate in summer (when the air temperature is above 20 °C). The biomass yield from the boreal climatic system is not very different from the warm-temperate regions, if appropriate crop management practices are applied.¹¹⁸

Switchgrass. Switchgrass is suitable in the Continental zone within Europe.

Willow. Like poplar, willow is considered suitable for short-rotation coppice in the Boreal zone because of its fast growth rate in summer (when the air temperature is above 20 °C).

The biomass yield of willow under the Boreal climate is not very different from the warm-temperate regions, if adequate cultivation practices are applied.¹¹⁹

Safflower. Safflower can also be grown in the Continental and Boreal climate but it does not mature until late autumn.

Camelina. Camelina is well adapted to Continental and Boreal conditions because there are both summer- and winter-annual varieties available.¹²⁰

Castor. Castor is a spring crop and is very sensitive to temperature but can grow in low water available conditions. It is a suitable crop in the Continental and Boreal zones.

Industrial hemp. Hemp is adapted to wide variety of environment and is multipurpose crops – fiber and oil.¹²¹

Lupin. Lupin is a legume that is suitable for cultivation in most Continental European regions, and it provides the capability to fix atmospheric nitrogen.

The main socially relevant risks in the Continental and Boreal agro-climatic zone concern competition for land, ecological concerns, and the landscape. Biodiversity concerns also ranked very high in this region, as in the Atlantic region, with most stakeholders rating it as the most important concern for future agriculture.

Opportunities in the agro-climatic zone include the farmers' high awareness and their high level of networking and involvement in bioeconomy and circular economy clusters and initiatives.

Stakeholder groups

Farmers consider the higher risks associated with the value chains to be the lack of governance and their highly innovative nature (Table 7). They do, however, see strong opportunities for rural development and the restoration of MAL that is left abandoned and unused. Improvements to working conditions

Table 7. Overall risk scoring of the impact categories by the three stakeholder groups for the biobased value chains (deep red = high overall risk, light red = medium overall risk, light green = low overall risk).

Value chains	Farmers	Value-chain actors	Local community
Miscanthus, pyrolysis, industrial heat	Light green	Light green	Light green
SNG from poplar	Light red	Light red	Light green
Ethanol from switchgrass (via hydrolysis and fermentation)	Light green	Light green	Light green
Biotumen from willow (via pyrolysis)	Light red	Light red	Light red
Organic acids from safflower	Light green	Light green	Light green
Methyl decanoate from camelina	Light green	Light red	Light green
Sebacic acid from castor oil	Light green	Light red	Light red
Insulation material from hemp	Light green	Light green	Light green
Biogas/biomethane from sorghum	Light green	Light green	Light green
Adhesives from lupin	Light green	Light green	Light green

and income diversification are also ranked as opportunities if the selection of crops and the respective cropping practices follow sustainability principles and regulations.

Value-chain actors consider the higher risks associated with the value chains to be access to and resource efficient use of natural resources and the working conditions, including health and safety and job skills. The local community considers the higher risks associated with the value chains to be the lack of governance, their highly innovative nature, and the working conditions, including income and job creation.

Conclusions

During the last decade, the concept of MAL has received much attention both in research and policy formation as a potential resource for the cultivation of biomass for the biobased economy. This work applied the S-LCA methodology in combination with VCA and evaluated the positive impacts (handprints) in addition to the negative ones (footprints) for a set of ten biobased value chains that use industrial crops cultivated on MAL as feedstock.

What is the most important, socially relevant implication for the cultivation of industrial crops in MAL?

Land use has been considered the most important implication across the value-chain stages. It has been ranked as a high risk (footprint) for perennial grasses and as a very high risk for willow and poplar due to the long-term commitment and intense labor activities required for such cultivation, especially during the grubbing up stage (field clearance and preparation for the next activity). On the other hand, most other crops were annual and some of them were suitable for agroforestry. Crop rotation, etc., was considered as presenting an opportunity (handprints) for land use, with castor, camelina, lupin, and safflower being ranked higher than sorghum and hemp.

Across stakeholder categories both farmers and the local community consider higher risks associated with the value chains to include the lack of governance and their highly innovative nature. They do, however, see good opportunities for rural development and the restoration of MAL that is left abandoned and unused.

How have the industrial crops performed in this S-LCA analysis?

Results indicate that perennial crops cultivated in MAL rank high in terms of governance (due to high priority in Renewable Energy Directive II) but they cause skepticism among the stakeholders interviewed when it comes to

long-term commitment for land use and biodiversity risks. Annual crops on the other hand are perceived by all stakeholder categories as high or very opportunities across all impact categories and indicators. They can facilitate income diversification and offer smart, sustainable cropping options through crop rotation, agroforestry, etc.

How have the conversion technologies performed in this S-LCA analysis?

Most of the technological pathways examined are highly innovative, have low TRL, and are still at the early market development stage. As such they are ranked by stakeholders as medium opportunities for short term implementation. Only pyrolysis to industrial heat, ethanol from switchgrass, insulation material from hemp, and biogas/biomethane from sorghum are considered opportunities with good chances of being implemented in the short term.

Author contributions

Calliope Panoutsou: Conceptualization, Methodology, Validation, Resources, Writing – Review and Editing, Supervision. Moritz von Cossel: Resources, Writing – Review and Editing, Visualization and Investigation. Pilar Ciria: Validation, Investigation, Resources, Review and Editing. Carlos Ciria: Validation, Investigation, Resources, Review and Editing. Andrea Monti: Validation, Investigation, Resources, Review and Editing. Federica Zanetti: Validation, Investigation, Resources, Review and Editing. Jean-Luc Dubois: Validation, Investigation, Resources, Review and Editing.

Funding

This research has received funding from the European Union's Horizon 2020 research and innovation program under grant agreement no. 727698 (MAGIC: Marginal lands for Growing Industrial Crops: Turning a burden into an opportunity).

References

1. Food and Agricultural Organisation (FAO); Consultative Group on International Agricultural Research (CGIAR), *Research Priorities for Marginal Lands, the Framework for Prioritizing Land Types in Agricultural Research, the Rural Poverty and Land Degradation: A Reality Check for the CGIAR* (1999). Available online: <https://core.ac.uk/download/pdf/132695116.pdf> [Accessed 24 May 2022].
2. Kang S, West T and Bandaru V, Marginal lands: concept, assessment and management. *J Agric Sci* 5(5):129–139 (2013). <https://doi.org/10.5539/jas.v5n5p129>.
3. Von Cossel M, Lewandowski I, Elbersen B, Staritsky I, Van Eupen M, Iqbal Y *et al.*, Marginal agricultural land low-input

- systems for biomass production. *Energies* **12**:3123 (2019). <https://doi.org/10.3390/en12163123>.
4. Mellor P, Lord RA, João E, Thomas R and Hursthouse A, Identifying non-agricultural marginal lands as a route to sustainable bioenergy provision – a review and holistic definition. *Renew Sustain Energy Rev* **135**:110220 (2020). <https://doi.org/10.1016/j.rser.2020.110220>.
 5. Gopalakrishnan G, Cristina Negri M and Snyder SW, A novel framework to classify marginal land for sustainable biomass feedstock production. *J Environ Qual* **40**:1593–1600 (2011).
 6. Pulighe G, Bonati G, Fabiani S, Barsali T, Lupia F, Vanino S et al., Assessment of the agronomic feasibility of bioenergy crop cultivation on marginal and polluted land: a GIS-based suitability study from the Sulcis area, Italy. *Energies* **9**:895 (2016).
 7. Mauromicale G, Sortino O, Pesce GR, Agnello M, Mauro RP, Suitability of cultivated and wild cardoon as a sustainable bioenergy crop for low input cultivation in low quality Mediterranean soils. *Industrial Crops Products* **57**:82–89 (2014). <https://doi.org/10.1016/j.indcrop.2014.03.013>
 8. Bandaru V, Izaurralde RC, Manowitz D, Link R, Zhang X and Post WM, Soil carbon change and net energy associated with biofuel production on marginal lands: a regional modeling perspective. *J Environ Qual* **42**:1802–1814 (2013).
 9. Ramirez-Almeyda J, Elbersen B, Monti A, Staritsky I, Panoutsou C, Alexopoulou E et al., Chapter 9: assessing the potentials for nonfood crops, in *Modeling and Optimization of Biomass Supply Chains*, ed. by Panoutsou C. Centre for Environmental Policy, Imperial College London, Academic Press, London (2017).
 10. Lange L, Connor KO, Arason S, Bundgård-Jørgensen U, Canalís A, Carrez D et al., *Developing a sustainable and circular bio-based economy in EU: by partnering across sectors, upscaling and using new knowledge faster, and for the benefit of climate*, in *Environment & Biodiversity, and People & Business (Open Access)* (2020). *Frontiers in Bioengineering and Biotechnology*, **8**, art. no. 619066. Cited 4 times. <http://journal.frontiersin.org/journal/bioengineering-and-biotechnology#archive>; <https://doi.org/10.3389/fbioe.2020.619066>.
 11. Amaducci S, Facciotto G, Bergante S, Perego A, Serra P, Ferrarini A et al., Biomass production and energy balance of herbaceous and woody crops on marginal soils in the Po Valley (open access). *GCB Bioenergy* **9**(1):31–45. [http://onlinelibrary.wiley.com/journal/10.1111/\(ISSN\)1757-1707](http://onlinelibrary.wiley.com/journal/10.1111/(ISSN)1757-1707) (2017). <https://doi.org/10.1111/gcbb.12341>.
 12. Mehmood MA, Ibrahim M, Rashid U, Nawaz M, Ali S, Hussain A et al., Biomass production for bioenergy using marginal lands. *Sustain Prod Consum* **9**:3–21 (2017). <https://doi.org/10.1016/j.spc.2016.08.003>.
 13. Morone P, Sustainability transition towards a biobased economy: defining, measuring and assessing. *Sustainability* **10**:2631 (2018). <https://doi.org/10.3390/su10082631>.
 14. Fritsche U, Brunori G, Chiaramonti D, Galanakis C, Hellweg S, Matthews R et al., Future transitions for the bioeconomy towards sustainable development and a climate-neutral economy – bioeconomy opportunities for a green recovery and enhanced system resilience. *Publications Office of the European Union, Luxembourg*, ISBN 978-92-76-21518-9 (2020). <https://doi.org/10.2760/265998>.
 15. Fernando AL, Rettenmaier N, Soldatos P and Panoutsou C, Sustainability of perennial crops production for bioenergy and bioproducts, in *Perennial Grasses for Bioenergy and Bioproducts*, ed. by Alexopoulou E. Academic Press, Cambridge, MA, pp. 245–283 (2018) ISBN 978-0-12-812900-5.
 16. Khawaja C, Janssen R, Mergner R, Rutz D, Colangeli M, Traverso L et al., Viability and sustainability assessment of bioenergy value chains on underutilised lands in the EU and Ukraine. *Energies* **14**:1566 (2021). <https://doi.org/10.3390/en14061566>.
 17. Soldatos P, Economic aspects of bioenergy production from perennial grasses in marginal lands of South Europe. *Bioenergy Res* **8**(4):1562–1573 (2015). <https://doi.org/10.1007/s12155-015-9678-y>.
 18. Panoutsou C and Chiaramonti D, Socio-economic opportunities from Miscanthus cultivation in marginal land for Bioenergy. *Energies* **13**:2741 (2020). <https://doi.org/10.3390/en13112741>.
 19. Cossel MV, Wagner M, Lask J, Magenau E, Bauerle A, Cossel VV et al., Prospects of bioenergy cropping systems for a more social-ecologically sound bioeconomy (open access). *Agronomy* **9**(10) art. no. 605 (2019). <https://www.mdpi.com/2073-4395/9/10/605/pdf>, <https://doi.org/10.3390/agronomy9100605>.
 20. Mattila TJ, Judl J, Macombe C and Leskinen P, Evaluating social sustainability of bioeconomy value chains through integrated use of local and global methods. *Biomass Bioenergy* **109**:276–283 (2018). <https://doi.org/10.1016/j.biombioe.2017.12.019>.
 21. Guinée J, Life cycle sustainability assessment: what is it and what are its challenges? in *Taking Stock of Industrial Ecology*, ed. by Clift R and Druckman A. Springer Open Cham, Heidelberg, New York, Dordrecht, London, pp. 45–68 (2016).
 22. Siebert A, Bezama A, O’Keeffe S and Thran D, Social life cycle assessment indices and indicators to monitor the social implications of wood-based product. *J Clean Prod* **172**:4074–7084 (2018). <https://doi.org/10.1016/j.jclepro.2017.02.146>.
 23. Dale VH, Efroymson RA, Kline KL, Langholtz MH, Leiby PN, Oladosu GA et al., Indicators for assessing socioeconomic sustainability of bioenergy systems: a short list of practical measures. *Ecol Indic* **26**:87–102 (2013).
 24. Kühnen M and Hahn R, Indicators in social life cycle assessment: a review of frameworks, theories, and empirical experience. *J Ind Ecol* **21**(6):1547–1565 (2017).
 25. Iofrida N, Strano A, Gulisano G and De Luca AI, Why social life cycle assessment is struggling in development? *Int J Life Cycle Assess* **23**(2):201–203 (2018).
 26. Siebert A, Bezama A, O’Keeffe S and Thran D, Social life cycle assessment indices and indicators to monitor the social implications of wood-based products. *J Clean Prod* **172**:4074–4084 (2018).
 27. Lamberton G, Sustainability accounting: a brief history and conceptual framework. *Account Forum* **29**:7–26 (2005).
 28. Martin M, Røyne F, Ekvall T and Moberg Å, Life cycle sustainability evaluations of bio-based value chains: reviewing the indicators from a Swedish perspective. *Sustainability* **10**(547) (2018).
 29. Stupak I, Mansoor M and Smith CT, Conceptual framework for increasing legitimacy and trust of sustainability governance. *Energy Sustain Soc* **11**:5 (2021). <https://doi.org/10.1186/s13705-021-00280-x>.
 30. UNEP SETAC, *Guidelines for Social Life Cycle Assessment of Products Social and Socio-Economic LCA Guidelines Complementing Environmental LCA and Life Cycle Costing, Contributing to the Full Assessment of Goods and Services within the Context of Sustainable Development* (2009). ISBN: 978-92-807-3021-0.
 31. Fürtner D, Ranacher L, Perdomo Echenique EA, Schwarzbauer P and Hesser F, Locating hotspots for the social life cycle assessment of bio-based products from short rotation coppice. *Bioenergy Res* **14**:510–533 (2021). <https://doi.org/10.1007/s12155-021-10261-9>.

32. Falcone M, González GS, Imbert E, Lijó L, Moreira MT, Tani A et al., Transitioning towards the bio-economy: assessing the social dimension through a stakeholder lens. *Corp Soc Respon Environ Manag* **26**:1135–1153 (2019). <https://doi.org/10.1002/csr.1791>.
33. Sisto R, van Vliet M and Prosperi M, Puzzling stakeholder views for long-term planning in the bioeconomy: a back-casting application. *Futures* **76**:42–54 (2016). <https://doi.org/10.1016/j.futures.2015.04.002>.
34. Carrino L, Visconti D, Fiorentino N and Fagnano M, Biofuel production with Castor bean: a win–win strategy for marginal land. *Agronomy* **10**:1690 (2020). <https://doi.org/10.3390/agronomy10111690>.
35. Richter GM, Agostini F, Redmile-Gordon M, White R and Goulding KWT, Sequestration of C in soils under *Miscanthus* can be marginal and is affected by genotype-specific root distribution. *Agr Ecosyst Environ* **200**:169–177 (2015). <https://doi.org/10.1016/j.agee.2014.11.011>.
36. Rafiaani P, Kuppens T, Dael MV, Azadi H, Lebailly P and Passel SV, Social sustainability assessments in the biobased economy: towards a systemic approach. *Renew Sustain Energy Rev* **82**:1839–1853 (2018).
37. Norris GA, The new requirement for social leadership: healing. An introduction to handprints and handprinting, in *Uncertainty, Diversity and the Common Good. Changing Norms and New Leadership Paradigms*, ed. by Gröschl S. Routledge, London, New York (2013).
38. Benoit-Norris C, Norris GA, Azuero L and Pflueger J, Creating social handprints: method and case study in the electronic computer manufacturing industry. *Resources* **8**:176 (2019).
39. Panoutsou C and Singh A, A value chain approach to improve biomass policy formation. *Glob Change Biol Bioenergy* **12**(7):464–475 (2020). <https://doi.org/10.1111/gcbb.12685>.
40. Porter ME, *The Competitive Advantage: Creating and Sustaining Superior Performance*. Free Press, New York (1985) (Republished with a new introduction, 1998.)
41. Bellù LG. *Value Chain Analysis for Policy Making. Methodologies, Guidelines Country Cases for a Quantitative Approach*. Food agricultural Organization of the United Nations, FAO (2013).
42. Buijs A, Hovardas T, Figari H, Castro P, Devine-Wright P, Fischer A et al., Understanding people's ideas on natural resource management: research on social representations of nature. *Soc Nat Resour* **25**(11):1167–1181 (2012). <https://doi.org/10.1080/08941920.2012.670369>.
43. Mathe S, Integrating participatory approaches into social life cycle assessment: the SLCA participatory approach. *Int J Life Cycle Assess* **19**(8):1506–1514 (2014).
44. De Luca AI, Iofrida N, Strano A, Falcone G and Gulisano G, Social life cycle assessment and participatory approaches: a methodological proposal applied to citrus farming in southern Italy. *Integr Environ Assess Manag* **11**(3):383–396 (2015).
45. Berg S, Cloutier LM and Bröring S, Collective stakeholder representations and perceptions of drivers of novel biomass-based value chains. *J Clean Prod* **200**:231–241 (2018). <https://doi.org/10.1016/j.jclepro.2018.07.304>.
46. Zárate-Rueda R, Beltrán-Villamizar YI and Murallas-Sánchez D, Social representations of socioenvironmental dynamics in extractive ecosystems and conservation practices with sustainable development: a bibliometric analysis. *Environ Dev Sustain* **23**:16428–16453 (2021). <https://doi.org/10.1007/s10668-021-01358-4>.
47. Röder M, More than food or fuel. Stakeholder perceptions of anaerobic digestion and land use; a case study from the United Kingdom. *Energy Pol* **97**:73–81 (2016).
48. Shortall OK, Anker HT, Sandøe P and Gamborg C, Room at the margins for energy-crops? A qualitative analysis of stakeholder views on the use of marginal land for biomass production in Denmark. *Biomass Bioenergy* **123**:51–58 (2019). <https://doi.org/10.1016/j.biombioe.2019.01.042>.
49. Anderson NM, Ford RM and Williams KJH, Contested beliefs about land-use are associated with divergent representations of a rural landscape as place. *Landsc Urban Plan* **157**:75–89 (2017). <https://doi.org/10.1016/j.landurbplan.2016.05.020>.
50. Helliwell R, Where did the marginal land go? Farmers perspectives on marginal land and its implications for adoption of dedicated energy crops. *Energy Policy* **117**:166–172 (2018). <https://doi.org/10.1016/j.enpol.2018.03.011>.
51. Sala S, Vasta A, Mancini L, Dewulf J and Rosenbaum E, *European Commission, Joint Research Centre, Social Life Cycle Assessment: State of the Art and Challenges for Product Policy Support, Publications Office, Luxembourg* (2015). <http://bookshop.europa.eu/uritarget=EUB:NOTICE:LBNA27624:EN:HTML>.
52. Feschet P, Macombe C, Garrabé M, Loeillet D, Saez AR and Benhmad F, Social impact assessment in LCA using the Preston pathway. *Int J Life Cycle Assess* **18**:490–503 (2013). <https://doi.org/10.1007/s11367-012-0490-z>.
53. Benoit-Norris C, Traverso M, Valdivia S, Vickery-Niedermaier G, Franze J, Azuero L et al., *The Methodological Sheets for Sub-Categories in Social Life Cycle Assessment (S-LCA)*. UNEP/SETAC Life Cycle Initiative, Paris (2013).
54. Suski P, Speck M and Liedtke C, Promoting sustainable consumption with LCA – a social practice based perspective. *J Clean Prod* **283**:125234 (2020). <https://doi.org/10.1016/j.jclepro.2020.125234>.
55. Du C, Ugaya C, Freire F, Dias LC and Clift R, Enriching the results of screening social life cycle assessment using content analysis: a case study of sugarcane in Brazil. *Int J Life Cycle Assess* **24**:781–793 (2019).
56. Panoutsou C, Singh A, Christensen T and Pelkmans L, Competitive priorities to address optimisation in biomass value chains: the case of biomass CHP. *Glob Transit* **2**:60–75 (2020). <https://doi.org/10.1016/j.glt.2020.04.001>.
57. Sala S, Vasta A, Mancini L, Dewulf J and Rosenbaum E, *European Commission, Joint Research Centre, Social Life Cycle Assessment: State of the Art and Challenges for Product Policy Support*. Publications Office, Luxembourg (2015) Available: <http://bookshop.europa.eu/uri?target=EUB:NOTICE:LBNA27624:EN:HTML>.
58. Klopffer W, Life cycle sustainability assessment of products (with comments by Helias a. udo de Haes, p. 95). *Int J Life Cycle Assess* **13**(2):85–95 (2008).
59. Benoit C, Majzin B (Eds), *Guidelines for Social Life Cycle Assessment of Products, UNEP/Earthprint* (2009).
60. Siebert A, O'Keeffe S, Bezama A, Zeug W and Thrän D, How not to compare apples and oranges: generate context-specific performance reference points for a social life cycle assessment model. *J Clean Prod* **198**:587–600 (2018). <https://doi.org/10.1016/j.jclepro.2018.06.298>.
61. Akhtar-Schuster M, Thomas RJ, Stringer LC, Chasek P and Seely M, Improving the enabling environment to combat land degradation: institutional, financial, legal and science-policy challenges and solutions. *Land Degrad Dev* **22**(2):299–312 (2011). <https://doi.org/10.1002/ldr.1058>.
62. Mertens A, Van Lancker J, Buysse J, Lauwers L and Van Meensel J, Overcoming non-technical challenges in bioeconomy value-chain development: learning from practice. *J Clean Prod* **231**:10–20 (2019). <https://doi.org/10.1016/j.jclepro.2019.05.147>.
63. Awwad A, Khattab A, Adel A and Anchor JR, Competitive priorities and competitive advantage in Jordanian manufacturing. *J Serv Sci Manag* **2013**(6):69–79 (2013).

- <https://doi.org/10.4236/jssm.2013.61008>, <http://www.scirp.org/journal/jssm>.
64. Edrisi SA and Abhilash P, Exploring marginal and degraded lands for biomass and bioenergy production: an Indian scenario. *Renew Sustain Energy Rev* **54**:1537–1551 (2016). <https://doi.org/10.1016/j.rser.2015.10.050>.
 65. Nilsson D, Rosenqvist HK and Bernesson S, Profitability of the production of energy grasses on marginal agricultural land in Sweden. *Biomass Bioenergy* **83**:159–168 (2015).
 66. Panoutsou C, Socio-economic impacts of energy crops for heat generation in northern Greece. *Energy Policy* **35**(2007):6046–6059 (2007). <https://doi.org/10.1016/j.enpol.2007.08.032>.
 67. Feng Q, Chaubey I, Her YG, Cibir R, Engel B, Volenec J et al., Hydrologic and water quality impacts and biomass production potential on marginal land. *Environ Model Softw* **72**:230–238 (2015).
 68. Di Nasso NNO, Lasorella M, Roncucci N and Bonari E, Soil texture and crop management affect switchgrass (*Panicum virgatum* L.) productivity in the Mediterranean. *Ind Crops Prod* **65**:21–26 (2015).
 69. Zimmermann B, Claß-Mahler I, von Cossel M, Lewandowski I, Weik J, Spiller A et al., Mineral-ecological cropping systems – a new approach to improve ecosystem services by farming without chemical synthetic plant protection. *Agronomy* **11**(9):1710 (2021). <https://doi.org/10.3390/agronomy11091710>.
 70. Gelfand I, Sahajpal R, Zhang X, Izaurralde RC, Gross KL and Robertson GP, Sustainable bioenergy production from marginal lands in the US Midwest. *Nature* **493**:514–517 (2013). <https://doi.org/10.1038/nature11811>.
 71. Liu Y and Ludewig U, Nitrogen-dependent bacterial community shifts in root, rhizome and rhizosphere of nutrient-efficient *Miscanthus × giganteus* from long-term field trials. *GCB Bioenergy* **11**(11):1334–1347 (2019). <https://doi.org/10.1111/gcbb.12634>.
 72. Mi J, Liu W, Yang W, Yan J, Li J and Sang T, Carbon sequestration by *Miscanthus* energy crops plantations in a broad range semi-arid marginal land in China. *Sci Total Environ* **496**:373–380 (2014).
 73. Agostini F, Gregory AS and Richter GM, Carbon sequestration by perennial energy crops: is the jury still out? *Bioenergy Res* **8**:1057–1080 (2015). <https://doi.org/10.1007/s12155-014-9571-0>.
 74. Felten D and Emmerling C, Accumulation of *Miscanthus*-derived carbon in soils in relation to soil depth and duration of land use under commercial farming conditions. *J Plant Nutr Soil Sci* **175**(5):661–670 (2012). <https://doi.org/10.1002/jpln.201100250>.
 75. Hanssen SV, Daioglou V, Steinmann ZJN, Doelman JC, Van Vuuren DP, Huijbregts M et al., The climate change mitigation potential of bioenergy with carbon capture and storage. *Nat Clim Change* **1–7**:1023–1029 (2020). <https://doi.org/10.1038/s41558-020-0885-y>.
 76. Morgante M, Bogeat-Triboulot M-B, Bhalerao R, Hertzberg M, Polle A, Harfouche A et al., Sustainable bioenergy for climate mitigation: developing drought-tolerant trees and grasses. *Ann Bot* **124**(4):513–520 (2019). <https://doi.org/10.1093/aob/mcz146>.
 77. Alexopoulou E, Christou M, Eleftheriadis I, *MAGIC Deliverable 1.5 “Handbook with fact sheets of the existing resource-efficient industrial crops”* (2018). <https://doi.org/10.5281/zenodo.3539166>.
 78. von Cossel M, Iqbal Y, Scordia D, Cosentino SL, Elbersen B, Staritsky I et al., Low-input agricultural practices for industrial crops on marginal land (Deliverable D4.1), in *MAGIC Project Reports, Supported by the EU’s Horizon 2020 Programme Under GA No. 727698*. University of Hohenheim, Stuttgart (Hohenheim), Germany (2018). <http://magich2020.eu/documents-reports/>; <https://doi.org/10.5281/zenodo.3539369>.
 79. Christensen T and Panoutsou C, Advanced biofuel value chains through system dynamics modelling and competitive priorities. *Energies* **15**:627 (2022). <https://doi.org/10.3390/en15020627>.
 80. Ladu L, Imbert E, Quitzow R and Morone P, The role of the policy mix in the transition toward a circular forest bioeconomy. *Forest Policy Econ* **110**:101937 (2020). <https://doi.org/10.1016/j.forpol.2019.05.023>.
 81. Convery D, Robson A and Ottitisch ML, The willingness of farmers to engage with bioenergy and woody biomass production: a regional case study from Cumbria. *Energy Policy* **40**:293–300 (2012).
 82. Falcone PM and Imbert E, Social life cycle approach as a tool for promoting the market uptake of bio-based products from a consumer perspective. *Sustainability* **10**:1031 (2018). <https://doi.org/10.3390/su10041031>.
 83. Sven-Olof Ryding ed (1993). *Environmental Management Handbook*. Netherlands, IOS Press.
 84. Mantziaris S, Iliopoulos C, Theodorakopoulou I and Petropoulou E, Perennial energy crops vs. durum wheat in low input lands: economic analysis of a Greek case study. *Renew Sustain Energy Rev* **80**:789–800 (2017).
 85. Skevas T, Hayden NJ, Swinton SM and Lupi F, Landowner willingness to supply marginal land for bioenergy production. *Land Use Policy* **50**:507–517 (2016).
 86. Konrad MT, Levin G and Termansen M, Landowners’ motivation for adopting perennial energy crops: drivers, barriers and neighbourhood effects. *Eur Rev Agric Econ* **45**:809–829 (2018). <https://doi.org/10.1093/erae/jby015>.
 87. Gazoulis I, Kanas P, Papastilianou P, Tataridas A, Alexopoulou E and Travlos I, Weed Management practices to improve establishment of selected Lignocellulosic crops. *Energies* **14**:2478 (2021). <https://doi.org/10.3390/en14092478>.
 88. Clifton-Brown JC, Hastings A, Mos M, McCalmont J, Ashman C, Awty-Carroll D et al., Progress in upscaling *Miscanthus* biomass production for the European bioeconomy with seed based hybrids. *Glob Change Biol Bioenergy* **9**(1):6–17 (2017). <https://doi.org/10.1111/gcbb.12357>.
 89. Lewandowski I, Clifton-Brown J, Trindade LM, van der Linden GC, Schwarz KU, Müller-Sämman K et al., Progress on optimizing *Miscanthus* biomass production for the European bioeconomy: results of the EU FP7 project OPTIMISC. *Front Plant Sci* **7**:1620 (2016).
 90. Scordia D and Cosentino SL, Perennial energy grasses: resilient crops in a changing European agriculture. *Agricultrue* **9**:169 (2019).
 91. The Land Institute, *Perennial Grain Cropping Research: Why Perennial Grain Crops? Perennial Grain Cropping Research: Why Perennial Grain Crops?* (2016). Available online: <https://landinstitute.org/our-work/perennial-crops/>.
 92. https://cdn.forestresearch.gov.uk/2022/02/fr_bec_planting_and_growing_miscanthus_2007.pdf [Accessed 24 May 2022].
 93. Schmidt T, Fernando AL, Monti A and Rettenmaier N, Life cycle assessment of bioenergy and bio-based products from perennial grasses cultivated on marginal land in the Mediterranean region. *Bioenergy Res* **8**:1548–1561 (2015).
 94. Scordia D, D’Agosta GM, Mantineo M, Testa G and Cosentino SL, Life cycle assessment of biomass production from Lignocellulosic perennial grasses under changing soil nitrogen and water content in the Mediterranean area. *Agronomy* **11**:988 (2021). <https://doi.org/10.3390/agronomy11050988>.

95. Amaducci S, Faccioto G, Bergante S, Perego A, Serra P, Ferrarini A et al., Biomass production and energy balance of herbaceous and woody crops on marginal soils in the Po Valley. *GCB Bioenergy* **9**:31–45 (2017). <https://doi.org/10.1111/gcbb.12341>.
96. Triana F, Di NO, Nasso N, Ragaglini G, Roncucci N and Bonari EJGB, Evapotranspiration, crop coefficient and water use efficiency of giant reed (*Arundo donax* L.) and miscanthus (*Miscanthus* × *giganteus* Greef et Deu) in a Mediterranean environment. *GCB Bioenergy* **7**(4):811–819 (2015).
97. Di NO, Nasso N, Guidi W, Ragaglini G, Tozzini C and Bonari EJGB, Biomass production and energy balance of a 12-year-old short-rotation coppice poplar stand under different cutting cycles. *GCB Bioenergy* **2**(2):89–97 (2010).
98. Alexopoulou E, Monti A, Elbersen HW, Zegada-Lizarazu W, Millioni D, Scordia D et al., Switchgrass: from production to end use, in *Perennial Grasses for Bioenergy and Bioproducts*. Academic Press, Netherlands, pp. 61–105 (2018). <https://doi.org/10.1016/B978-0-12-812900-5.00003-5>.
99. Alexopoulou E, Zanetti F, Papazoglou EG, Christou M, Papatheohari Y, Tsiotas K et al., Long-term studies on switchgrass grown on a marginal area in Greece under different varieties and nitrogen fertilization rates. *Ind Crops Prod* **107**:446–452 (2017). <https://doi.org/10.1016/j.indcrop.2017.05.027>.
100. Giannoulis KD, Karyotis T, Sakellariou- Makrantonaki M, Bastiaans L, Struik PC and Danalatos NG, Switchgrass biomass partitioning and growth characteristics under different management practices NJAS – Wagening. *J Life Sci* **78**:61–67 (2016). <https://doi.org/10.1016/j.njas.2016.03.011>.
101. Giannoulis K and Danalatos NJB, Switchgrass (*Panicum virgatum* L.) nutrients use efficiency and uptake characteristics, and biomass yield for solid biofuel production under Mediterranean conditions. *Bioenergy* **68**:24–31 (2014).
102. Alexopoulou E, Zanetti F, Scordia D, Zegada-Lizarazu W, Christou M, Testa G et al., Long-term yields of Switchgrass, Giant reed, and Miscanthus in the Mediterranean Basin. *Bioenergy Res* **8**:1492–1499 (2015).
103. Jerbi A, Nissim WG, Fluet R and Labrecque M, Willow root development and morphology changes under different irrigation and fertilization regimes in a vegetation filter. *Bioenergy Res* **8**(2):775–787 (2015).
104. Mauromicale G, Sortino O, Pesce GR, Agnello M and Mauro RP, Suitability of cultivated and wild cardoon as a sustainable bioenergy crop for low input cultivation in low quality Mediterranean soils. *Ind Crops Prod* **57**:82–89 (2014).
105. Yau S-K and Ryan J, Response of rainfed safflower to nitrogen fertilization under Mediterranean conditions. *Ind Crops Prod* **32**(3):318–323 (2010).
106. Zanetti F, Alberghini B, Marjanović Jeromela A, Grahovac N, Rajković D, Kiproviski B et al., Camelina, an ancient oilseed crop actively contributing to the rural renaissance in Europe. A review. *Agron Sustain Dev* **41**:2 (2021). <https://doi.org/10.1007/s13593-020-00663-y>.
107. Bacenetti J, Restuccia A, Schillaci G and Failla S, Biodiesel production from unconventional oilseed crops (*Linum usitatissimum* L. and *Camelina sativa* L.) in Mediterranean conditions: environmental sustainability assessment. *Renew Energy* **112**:444–456 (2017). <https://doi.org/10.1016/j.renene.2017.05.044>.
108. Berti M, Gesch R, Eynck C, Anderson J and Cermak S, Camelina uses, genetics, genomics, production, and management. *Ind Crops Prod* **94**:690–710 (2016).
109. Christou M, Alexopoulou E, Zanetti F, Krzyżaniak M, Stolarski M, Righini D et al., Sowing dates effect on Camelina growth in different EU climatic zones, in *Proceedings of 26th European Biomass Conference and Exhibition*. May 2018, pp. 133–135 (2018). <https://doi.org/10.5071/26thEUBCE2018-1CO.5.3>.
110. Zanetti F, Chieco C, Alexopoulou E, Vecchi A, Bertazza G and Monti A, Comparison of new castor (*Ricinus communis* L.) genotypes in the mediterranean area and possible valorization of residual biomass for insect rearing. *Ind Crops Prod* **107**:581–587 (2017). <https://doi.org/10.1016/j.indcrop.2017.04.055>.
111. Alexopoulou E, Papatheohari Y, Zanetti F, Tsiotas K, Papamichael I, Christou M et al., Comparative studies on several castor (*Ricinus communis* L.) hybrids: growth, yields, seed oil and biomass characterization. *Ind Crop Prod* **75**:8–13 (2015).
112. Amaducci S, Scordia D, Liu FH, Zhang Q, Guo H, Testa G et al., Key cultivation techniques for hemp in Europe and China. *Ind Crops Prod* **68**:2–16 (2015).
113. Cosentino SL, Riggi E, Testa G, Scordia D and Copani V, Evaluation of European developed fibre hemp genotypes (*Cannabis sativa* L.) in semi-arid Mediterranean environment. *Ind Crops Prod* **50**:312–324 (2013).
114. Farré I and Faci JM, Comparative response of maize (*Zea mays* L.) and sorghum (*Sorghum bicolor* L. Moench) to deficit irrigation in a Mediterranean environment. *Agric Water Manag* **83**(1–2):135–143 (2006).
115. Leport L, Turner N, French R, Tennant D, Thomson B and Siddique KJEJA, Water relations, gas exchange and growth of cool-season grain legumes in a Mediterranean-type environment. *Eur J Agron* **9**(4):295–303 (1998).
116. Krzyżaniak M, Stolarski MJ and Warmiński K, Life cycle assessment of Giant Miscanthus: production on marginal soil with various fertilisation treatments. *Energies* **2020**:13 (1931). <https://doi.org/10.3390/en13081931>.
117. Lewandowski I, Clifton-Brown J, Scurllock J and Huisman WJB, Miscanthus: European experience with a novel energy crop. *Biomass Bioenergy* **19**(4):209–227 (2000).
118. Weih M, Intensive short rotation forestry in boreal climates: present and future perspectives. *Can J Forest Res* **34**(7):1369–1378 (2004).
119. Djomo SN, El Kasmioui O, De Groote T, Broeckx L, Verlinden M, Berhongaray G et al., Energy and climate benefits of bioelectricity from low-input short rotation woody crops on agricultural land over a two-year rotation. *Appl Energy* **111**:862–870 (2013).
120. Stolarski MJ, Krzyżaniak M, Kwiatkowski J, Tworkowski J and Szczukowski S, Energy and economic efficiency of camelina and crambe biomass production on a large-scale farm in North-Eastern Poland. *Energy* **150**:770–780 (2018).
121. Struik P, Amaducci S, Bullard M, Stutterheim N, Venturi G, Cromack HTH et al., Agronomy of fibre hemp (*Cannabis sativa* L.) in Europe. *Ind Crops Prod* **11**(2–3):107–118 (2000).



Calliope Panoutsou

Calliope Panoutsou is a senior research fellow at Imperial College London. Her research focuses on biomass for bioenergy and bioeconomy and integrates natural sciences with economic and socio-economic approaches and policy

analysis.



Moritz von Cossel

Moritz von Cossel joined the Department of Biobased Resources in the Bioeconomy at the University of Hohenheim in 2013, where he received his doctorate in 2019. In addition to his teaching activities, he researches improving the social-ecological sustainability of land-based biomass production.



Andrea Monti

Andrea Monti is a full professor of agronomy and plant sciences. His research focuses on industrial non-food crops for biorefinery and biofuels. In his recent work he analyzes crop management practices in different agroecological zones.



Pilar Ciria

Pilar Ciria is an agricultural engineer at the Polytechnic University of Madrid. She is a research scientist in the biomass unit at CEDER-CIEMAT in Spain. She conducts research on the use of biomass for energy purposes, mainly in energy crops. She has been an associate professor in the university.



Federica Zanetti

Federica Zanetti received her Ph.D. in Environmental Agronomy from the University of Padua. She is currently an Assistant Professor in the Department of Agricultural and Food Sciences at the University of Bologna (Italy). Her research focus is on non-food oil seed crops. She served as president elect for the AAIC (Association for the Advancement of Industrial Crops) in 2019-2021.



Carlos S. Ciria

Carlos S. Ciria is an agricultural engineer at CIEMAT with experience in cool season perennial grasses and energy production. He also has experience in rain-fed farming systems, low-input agriculture, especially in the Mediterranean area, and Common Agricultural Policy.



Jean-Luc Dubois

Jean-Luc Dubois is scientific director at Arkema Corporate R&D for Catalysis, Processes, Renewables and Recycling. He obtained his PhD from Institut Français du Pétrole. After a post-doctorate at the National Chemical Laboratory for Industry (KaGiKen), Tsukuba (Japan) on CO₂ conversion, he joined Elf Antar France. He was also with Japan Energy for 2 years. He moved to Elf Atochem in 1997, where he started projects on biomass conversion.



Przemysław Baraniecki

Przemysław Baraniecki is a researcher at the Institute of Natural Fibers and Medicinal Plants. He is engaged in the cultivation of hemp, and also conducts research in the field of agrotechnics of this plant. In addition, he deals with the rehabilitation of land degraded by industry, as well as the use of hemp as a raw material for various industries.