

University of Groningen

## Correction: $\pi$ -Facial selectivity in the Diels–Alder reaction of glucosamine-based chiral furans and maleimides

van der Loo, Cornelis H M; Schim van der Loeff, Rutger; Martín, Avelino; Gomez-Sal, Pilar; Borst, Mark L G; Pouwer, Kees; Minnaard, Adriaan J

*Published in:*  
Organic & Biomolecular Chemistry

*DOI:*  
[10.1039/d3ob90168h](https://doi.org/10.1039/d3ob90168h)

**IMPORTANT NOTE: You are advised to consult the publisher's version (publisher's PDF) if you wish to cite from it. Please check the document version below.**

*Document Version*  
Version created as part of publication process; publisher's layout; not normally made publicly available

*Publication date:*  
2024

[Link to publication in University of Groningen/UMCG research database](#)

### *Citation for published version (APA):*

van der Loo, C. H. M., Schim van der Loeff, R., Martín, A., Gomez-Sal, P., Borst, M. L. G., Pouwer, K., & Minnaard, A. J. (2024). Correction:  $\pi$ -Facial selectivity in the Diels–Alder reaction of glucosamine-based chiral furans and maleimides. *Organic & Biomolecular Chemistry*, 22(2), 395-397. Article D3OB90168H. <https://doi.org/10.1039/d3ob90168h>

### Copyright

Other than for strictly personal use, it is not permitted to download or to forward/distribute the text or part of it without the consent of the author(s) and/or copyright holder(s), unless the work is under an open content license (like Creative Commons).

The publication may also be distributed here under the terms of Article 25fa of the Dutch Copyright Act, indicated by the "Taverne" license. More information can be found on the University of Groningen website: <https://www.rug.nl/library/open-access/self-archiving-pure/taverne-amendment>.

### Take-down policy

If you believe that this document breaches copyright please contact us providing details, and we will remove access to the work immediately and investigate your claim.

Downloaded from the University of Groningen/UMCG research database (Pure): <http://www.rug.nl/research/portal>. For technical reasons the number of authors shown on this cover page is limited to 10 maximum.



Cite this: DOI: 10.1039/d3ob90168h

## Correction: $\pi$ -Facial selectivity in the Diels–Alder reaction of glucosamine-based chiral furans and maleimides

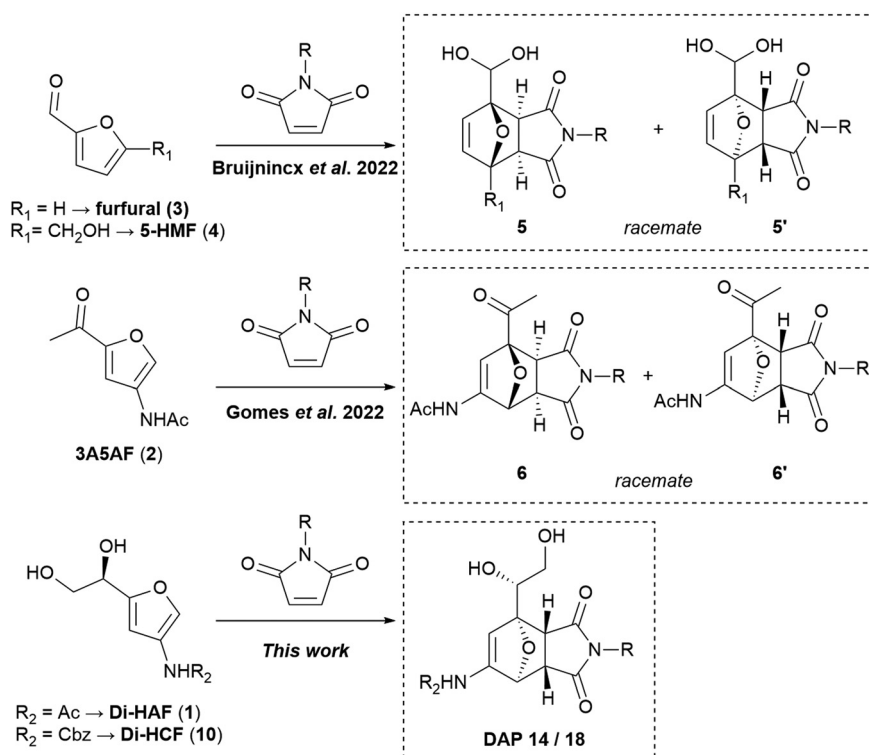
Cornelis H. M. van der Loo,<sup>a</sup> Rutger Schim van der Loeff,<sup>a</sup> Avelino Martín,<sup>c</sup> Pilar Gomez-Sal,<sup>c</sup> Mark L. G. Borst,<sup>b</sup> Kees Pouwer<sup>b</sup> and Adriaan J. Minnaard\*<sup>a</sup>

DOI: 10.1039/d3ob90168h

rsc.li/obc

Correction for ' $\pi$ -Facial selectivity in the Diels–Alder reaction of glucosamine-based chiral furans and maleimides' by Cornelis H. M. van der Loo *et al.*, *Org. Biomol. Chem.*, 2023, **21**, 1888–1894, <https://doi.org/10.1039/D2OB02221D>.

The authors regret that there was an error in the depiction of a specific stereocenter found in the key structures **14–16** and **18** throughout the article (Scheme 1, Scheme 4, Fig. 1, Scheme 7 and Scheme 9). The stereocenter is inverted in each instance. The correct figures and schemes are shown below.



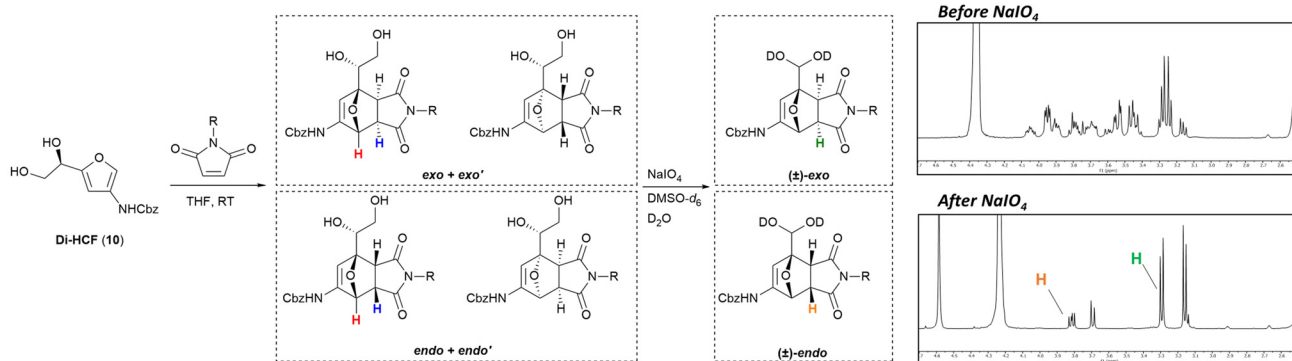
**Scheme 1** Recent advances in the application of carbohydrate derived furans in direct Diels–Alder cycloaddition reactions with maleimides.

<sup>a</sup>Department of Chemical Biology, Stratingh Institute for Chemistry, University of Groningen, Groningen, The Netherlands. E-mail: A.J.Minnaard@RUG.nl

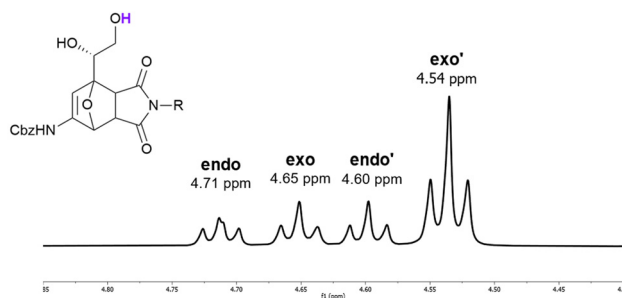
<sup>b</sup>Symeres B.V., Kadijk 3, 9747 AT Groningen, The Netherlands

<sup>c</sup>Departamento de Química Orgánica y Química Inorgánica, Instituto de Investigación Química "Andrés M. Del Río" (IQAR), Universidad de Alcalá, Alcalá de Henares, 28805 Madrid, Spain

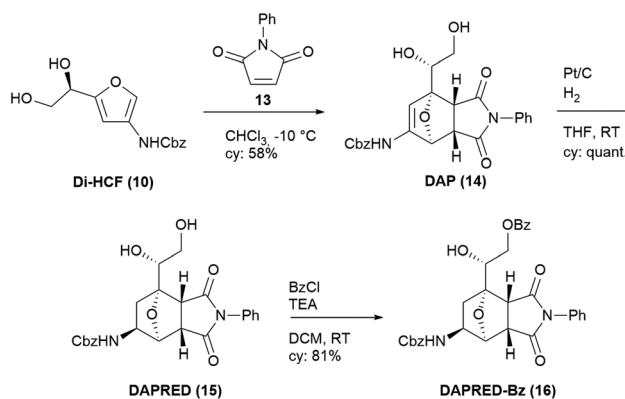




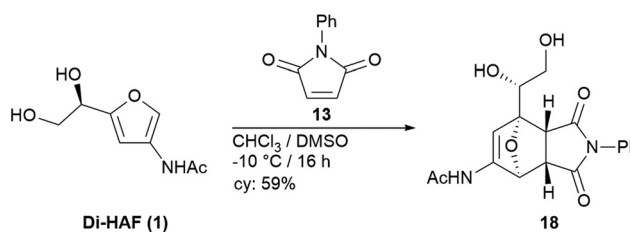
**Scheme 4** Diels–Alder reactions of Di-HCF (**10**) with substituted maleimides afford a mixture of four different diastereomers. Periodate oxidation simplifies the structure to facilitate NMR analysis. Top  $^1\text{H-NMR}$  spectrum: before periodate treatment; bottom  $^1\text{H-NMR}$  spectrum: after periodate treatment.



**Fig. 1** The  $^1\text{H-NMR}$  signal used to determine the product distribution. The proton of the primary alcohol (highlighted in purple) has a different chemical shift for each of the four diastereomeric products. NMR solvent:  $\text{DMSO-}d_6$ .



**Scheme 7** Synthesis of crystalline derivative **16** to enable X-ray diffraction.



**Scheme 9** Diels–Alder cycloaddition of Di-HAF (**1**) and *N*-phenylmaleimide in chloroform–DMSO at  $-10\text{ }^\circ\text{C}$ . *endo/exo*-ratio: 2 : 8 and *exo*-facial selectivity: 4 : 1, isolated yield of major isomer: 59%.



The same error was also found in the electronic supplementary information (ESI) (section S12). The structure was corrected in the updated replacement ESI file on 6<sup>th</sup> December 2023.

Additionally, in the Experimental section in the ESI two chemical names (in sections S9 and S10) contain the wrong stereo-annotation. The corrected chemical names are shown below.

**Section S9:**

benzyl ((4*R*,7*R*)-7-((*R*)-1,2-dihydroxyethyl)-1,3-dioxo-2-phenyl-2,3,3*a*,4,7,7*a*-hexahydro-1*H*-4,7-epoxyisoindol-5-yl)carbamate (**DAP 14**) should read benzyl ((3*aS*,4*S*,7*S*,7*aR*)-7-((*R*)-1,2-dihydroxyethyl)-1,3-dioxo-2-phenyl-2,3,3*a*,4,7,7*a*-hexahydro-1*H*-4,7-epoxyisoindol-5-yl)carbamate (**DAP 14**)

**Section S10:**

benzyl ((4*R*,5*R*,7*R*)-7-((*R*)-1,2-dihydroxyethyl)-1,3-dioxo-2-phenyloctahydro-1*H*-4,7-epoxyisoindol-5-yl)carbamate (**DAPRED 15**) should read benzyl ((3*aS*,4*S*,5*S*,7*S*,7*aR*)-7-((*R*)-1,2-dihydroxyethyl)-1,3-dioxo-2-phenyloctahydro-1*H*-4,7-epoxyisoindol-5-yl)carbamate (**DAPRED 15**)

The Royal Society of Chemistry apologises for these errors and any consequent inconvenience to authors and readers.

