

University of Groningen

Observation of the $\psi(3686)$ decays into $\zeta^+ \zeta^- - \omega$ and $\zeta^+ \zeta^- - \phi$

BESIII Collaboration; Kalantar-Nayestanaki, N.; Kavatsyuk, M.; Messchendorp, J.

Published in:
Physical Review D

DOI:
[10.1103/PhysRevD.108.092011](https://doi.org/10.1103/PhysRevD.108.092011)

IMPORTANT NOTE: You are advised to consult the publisher's version (publisher's PDF) if you wish to cite from it. Please check the document version below.

Document Version
Publisher's PDF, also known as Version of record

Publication date:
2023

[Link to publication in University of Groningen/UMCG research database](#)

Citation for published version (APA):

BESIII Collaboration, Kalantar-Nayestanaki, N., Kavatsyuk, M., & Messchendorp, J. (2023). Observation of the $\psi(3686)$ decays into $\zeta^+ \zeta^- - \omega$ and $\zeta^+ \zeta^- - \phi$. *Physical Review D*, 108(9), Article 092011. <https://doi.org/10.1103/PhysRevD.108.092011>

Copyright

Other than for strictly personal use, it is not permitted to download or to forward/distribute the text or part of it without the consent of the author(s) and/or copyright holder(s), unless the work is under an open content license (like Creative Commons).

The publication may also be distributed here under the terms of Article 25fa of the Dutch Copyright Act, indicated by the "Taverne" license. More information can be found on the University of Groningen website: <https://www.rug.nl/library/open-access/self-archiving-pure/taverne-amendment>.

Take-down policy

If you believe that this document breaches copyright please contact us providing details, and we will remove access to the work immediately and investigate your claim.

Downloaded from the University of Groningen/UMCG research database (Pure): <http://www.rug.nl/research/portal>. For technical reasons the number of authors shown on this cover page is limited to 10 maximum.

Observation of the $\psi(3686)$ decays into $\Sigma^+ \bar{\Sigma}^- \omega$ and $\Sigma^+ \bar{\Sigma}^- \phi$

M. Ablikim,¹ M. N. Achasov,^{5,b} P. Adlarson,⁷⁵ X. C. Ai,⁸¹ R. Aliberti,³⁶ A. Amoroso,^{74a,74c} M. R. An,⁴⁰ Q. An,^{71,58} Y. Bai,⁵⁷ O. Bakina,³⁷ I. Balossino,^{30a} Y. Ban,^{47,g} V. Batozskaya,^{1,45} K. Begzsuren,³³ N. Berger,³⁶ M. Berlowski,⁴⁵ M. Bertani,^{29a} D. Bettoni,^{30a} F. Bianchi,^{74a,74c} E. Bianco,^{74a,74c} A. Bortone,^{74a,74c} I. Boyko,³⁷ R. A. Briere,⁶ A. Brueggemann,⁶⁸ H. Cai,⁷⁶ X. Cai,^{1,58} A. Calcaterra,^{29a} G. F. Cao,^{1,63} N. Cao,^{1,63} S. A. Cetin,^{62a} J. F. Chang,^{1,58} T. T. Chang,⁷⁷ W. L. Chang,^{1,63} G. R. Che,⁴⁴ G. Chelkov,^{37,a} C. Chen,⁴⁴ Chao Chen,⁵⁵ G. Chen,¹ H. S. Chen,^{1,63} M. L. Chen,^{1,58,63} S. J. Chen,⁴³ S. L. Chen,⁴⁶ S. M. Chen,⁶¹ T. Chen,^{1,63} X. R. Chen,^{32,63} X. T. Chen,^{1,63} Y. B. Chen,^{1,58} Y. Q. Chen,³⁵ Z. J. Chen,^{26,h} W. S. Cheng,^{74c} S. K. Choi,¹¹ X. Chu,⁴⁴ G. Cibinetto,^{30a} S. C. Coen,⁴ F. Cossio,^{74c} J. J. Cui,⁵⁰ H. L. Dai,^{1,58} J. P. Dai,⁷⁹ A. Dbeysi,¹⁹ R. E. de Boer,⁴ D. Dedovich,³⁷ Z. Y. Deng,¹ A. Denig,³⁶ I. Denysenko,³⁷ M. Destefanis,^{74a,74c} F. De Mori,^{74a,74c} B. Ding,^{66,1} X. X. Ding,^{47,g} Y. Ding,³⁵ Y. Ding,⁴¹ J. Dong,^{1,58} L. Y. Dong,^{1,63} M. Y. Dong,^{1,58,63} X. Dong,⁷⁶ M. C. Du,¹ S. X. Du,⁸¹ Z. H. Duan,⁴³ P. Egorov,^{37,a} Y. H. Fan,⁴⁶ J. Fang,^{1,58} S. S. Fang,^{1,63} W. X. Fang,¹ Y. Fang,¹ R. Farinelli,^{30a} L. Fava,^{74b,74c} F. Feldbauer,⁴ G. Felici,^{29a} C. Q. Feng,^{71,58} J. H. Feng,⁵⁹ K. Fischer,⁶⁹ M. Fritsch,⁴ C. D. Fu,¹ J. L. Fu,⁶³ Y. W. Fu,¹ H. Gao,⁶³ Y. N. Gao,^{47,g} Yang Gao,^{71,58} S. Garbolino,^{74c} I. Garzia,^{30a,30b} P. T. Ge,⁷⁶ Z. W. Ge,⁴³ C. Geng,⁵⁹ E. M. Gersabeck,⁶⁷ A. Gilman,⁶⁹ K. Goetzen,¹⁴ L. Gong,⁴¹ W. X. Gong,^{1,58} W. Gradl,³⁶ S. Gramigna,^{30a,30b} M. Greco,^{74a,74c} M. H. Gu,^{1,58} Y. T. Gu,¹⁶ C. Y. Guan,^{1,63} Z. L. Guan,²³ A. Q. Guo,^{32,63} L. B. Guo,⁴² M. J. Guo,⁵⁰ R. P. Guo,⁴⁹ Y. P. Guo,^{13,f} A. Guskov,^{37,a} T. T. Han,⁵⁰ W. Y. Han,⁴⁰ X. Q. Hao,²⁰ F. A. Harris,⁶⁵ K. K. He,⁵⁵ K. L. He,^{1,63} F. H. H. Heinsius,⁴ C. H. Heinz,³⁶ Y. K. Heng,^{1,58,63} C. Herold,⁶⁰ T. Holtmann,⁴ P. C. Hong,^{13,f} G. Y. Hou,^{1,63} X. T. Hou,^{1,63} Y. R. Hou,⁶³ Z. L. Hou,¹ H. M. Hu,^{1,63} J. F. Hu,^{56,i} T. Hu,^{1,58,63} Y. Hu,¹ G. S. Huang,^{71,58} K. X. Huang,⁵⁹ L. Q. Huang,^{32,63} X. T. Huang,⁵⁰ Y. P. Huang,¹ T. Hussain,⁷³ N. Hüsken,^{28,36} N. in der Wiesche,⁶⁸ M. Irshad,^{71,58} J. Jackson,²⁸ S. Jaeger,⁴ S. Janchiv,³³ J. H. Jeong,¹¹ Q. Ji,¹ Q. P. Ji,²⁰ X. B. Ji,^{1,63} X. L. Ji,^{1,58} Y. Y. Ji,⁵⁰ X. Q. Jia,⁵⁰ Z. K. Jia,^{71,58} H. J. Jiang,⁷⁶ P. C. Jiang,^{47,g} S. S. Jiang,⁴⁰ T. J. Jiang,¹⁷ X. S. Jiang,^{1,58,63} Y. Jiang,⁶³ J. B. Jiao,⁵⁰ Z. Jiao,²⁴ S. Jin,⁴³ Y. Jin,⁶⁶ M. Q. Jing,^{1,63} T. Johansson,⁷⁵ X. K.,¹ S. Kabana,³⁴ N. Kalantar-Nayestanaki,⁶⁴ X. L. Kang,¹⁰ X. S. Kang,⁴¹ M. Kavatsyuk,⁶⁴ B. C. Ke,⁸¹ A. Khoukaz,⁶⁸ R. Kiuchi,¹ R. Kliemt,¹⁴ O. B. Kolcu,^{62a} B. Kopf,⁴ M. Kuessner,⁴ A. Kupsc,^{45,75} W. Kühn,³⁸ J. J. Lane,⁶⁷ P. Larin,¹⁹ A. Lavania,²⁷ L. Lavezzi,^{74a,74c} T. T. Lei,^{71,58} Z. H. Lei,^{71,58} H. Leithoff,³⁶ M. Lellmann,³⁶ T. Lenz,³⁶ C. Li,⁴⁴ C. Li,⁴⁸ C. H. Li,⁴⁰ Cheng Li,^{71,58} D. M. Li,⁸¹ F. Li,^{1,58} G. Li,¹ H. Li,^{71,58} H. B. Li,^{1,63} H. J. Li,²⁰ H. N. Li,^{56,i} Hui Li,⁴⁴ J. R. Li,⁶¹ J. S. Li,⁵⁹ J. W. Li,⁵⁰ K. L. Li,²⁰ Ke Li,¹ L. J. Li,^{1,63} L. K. Li,¹ Lei Li,³ M. H. Li,⁴⁴ P. R. Li,^{39,j,k} Q. X. Li,⁵⁰ S. X. Li,¹³ T. Li,⁵⁰ W. D. Li,^{1,63} W. G. Li,¹ X. H. Li,^{71,58} X. L. Li,⁵⁰ Xiaoyu Li,^{1,63} Y. G. Li,^{47,g} Z. J. Li,⁵⁹ Z. X. Li,¹⁶ C. Liang,⁴³ H. Liang,^{1,63} H. Liang,³⁵ H. Liang,^{71,58} Y. F. Liang,⁵⁴ Y. T. Liang,^{32,63} G. R. Liao,¹⁵ L. Z. Liao,⁵⁰ Y. P. Liao,^{1,63} J. Libby,²⁷ A. Limphirat,⁶⁰ D. X. Lin,^{32,63} T. Lin,¹ B. J. Liu,¹ B. X. Liu,⁷⁶ C. Liu,³⁵ C. X. Liu,¹ F. H. Liu,⁵³ Fang Liu,¹ Feng Liu,⁷ G. M. Liu,^{56,i} H. Liu,^{39,j,k} H. B. Liu,¹⁶ H. M. Liu,^{1,63} Huanhuan Liu,¹ Huihui Liu,²² J. B. Liu,^{71,58} J. L. Liu,⁷² J. Y. Liu,^{1,63} K. Liu,¹ K. Y. Liu,⁴¹ Ke Liu,²³ L. Liu,^{71,58} L. C. Liu,⁴⁴ Lu Liu,⁴⁴ M. H. Liu,^{13,f} P. L. Liu,¹ Q. Liu,⁶³ S. B. Liu,^{71,58} T. Liu,^{13,f} W. K. Liu,⁴⁴ W. M. Liu,^{71,58} X. Liu,^{39,j,k} Y. Liu,^{39,j,k} Y. Liu,⁸¹ Y. B. Liu,⁴⁴ Z. A. Liu,^{1,58,63} Z. Q. Liu,⁵⁰ X. C. Lou,^{1,58,63} F. X. Lu,⁵⁹ H. J. Lu,²⁴ J. G. Lu,^{1,58} X. L. Lu,¹ Y. Lu,⁸ Y. P. Lu,^{1,58} Z. H. Lu,^{1,63} C. L. Luo,⁴² M. X. Luo,⁸⁰ T. Luo,^{13,f} X. L. Luo,^{1,58} X. R. Lyu,⁶³ Y. F. Lyu,⁴⁴ F. C. Ma,⁴¹ H. L. Ma,¹ J. L. Ma,^{1,63} L. L. Ma,⁵⁰ M. M. Ma,^{1,63} Q. M. Ma,¹ R. Q. Ma,^{1,63} R. T. Ma,⁶³ X. Y. Ma,^{1,58} Y. Ma,^{47,g} Y. M. Ma,³² F. E. Maas,¹⁹ M. Maggiora,^{74a,74c} S. Malde,⁶⁹ Q. A. Malik,⁷³ A. Mangoni,^{29b} Y. J. Mao,^{47,g} Z. P. Mao,¹ S. Marcello,^{74a,74c} Z. X. Meng,⁶⁶ J. G. Messchendorp,^{14,64} G. Mezzadri,^{30a} H. Miao,^{1,63} T. J. Min,⁴³ R. E. Mitchell,²⁸ X. H. Mo,^{1,58,63} N. Yu. Muchnoi,^{5,b} J. Muskalla,³⁶ Y. Nefedov,³⁷ F. Nerling,^{19,d} I. B. Nikolaev,^{5,b} Z. Ning,^{1,58} S. Nisar,^{12,1} Q. L. Niu,^{39,j,k} W. D. Niu,⁵⁵ Y. Niu,⁵⁰ S. L. Olsen,⁶³ Q. Ouyang,^{1,58,63} S. Pacetti,^{29b,29c} X. Pan,⁵⁵ Y. Pan,⁵⁷ A. Pathak,³⁵ P. Patteri,^{29a} Y. P. Pei,^{71,58} M. Pelizaeus,⁴ H. P. Peng,^{71,58} Y. Y. Peng,^{39,j,k} K. Peters,^{14,d} J. L. Ping,⁴² R. G. Ping,^{1,63} S. Plura,³⁶ V. Prasad,³⁴ F. Z. Qi,¹ H. Qi,^{71,58} H. R. Qi,⁶¹ M. Qi,⁴³ T. Y. Qi,^{13,f} S. Qian,^{1,58} W. B. Qian,⁶³ C. F. Qiao,⁶³ J. J. Qin,⁷² L. Q. Qin,¹⁵ X. P. Qin,^{13,f} X. S. Qin,⁵⁰ Z. H. Qin,^{1,58} J. F. Qiu,¹ S. Q. Qu,⁶¹ C. F. Redmer,³⁶ K. J. Ren,⁴⁰ A. Rivetti,^{74c} M. Rolo,^{74c} G. Rong,^{1,63} Ch. Rosner,¹⁹ S. N. Ruan,⁴⁴ N. Salone,⁴⁵ A. Sarantsev,^{37,c} Y. Schelhaas,³⁶ K. Schoenning,⁷⁵ M. Scodreggio,^{30a,30b} K. Y. Shan,^{13,f} W. Shan,²⁵ X. Y. Shan,^{71,58} J. F. Shangguan,⁵⁵ L. G. Shao,^{1,63} M. Shao,^{71,58} C. P. Shen,^{13,f} H. F. Shen,^{1,63} W. H. Shen,⁶³ X. Y. Shen,^{1,63} B. A. Shi,⁶³ H. C. Shi,^{71,58} J. L. Shi,¹³ J. Y. Shi,¹ Q. Q. Shi,⁵⁵ R. S. Shi,^{1,63} X. Shi,^{1,58} J. J. Song,²⁰ T. Z. Song,⁵⁹ W. M. Song,^{35,1} Y. J. Song,¹³ Y. X. Song,^{47,g} S. Sosio,^{74a,74c} S. Spataro,^{74a,74c} F. Stieler,³⁶ Y. J. Su,⁶³ G. B. Sun,⁷⁶ G. X. Sun,¹ H. Sun,⁶³ H. K. Sun,¹ J. F. Sun,²⁰ K. Sun,⁶¹ L. Sun,⁷⁶ S. S. Sun,^{1,63} T. Sun,^{1,63} W. Y. Sun,³⁵ Y. Sun,¹⁰ Y. J. Sun,^{71,58} Y. Z. Sun,¹ Z. T. Sun,⁵⁰ Y. X. Tan,^{71,58} C. J. Tang,⁵⁴ G. Y. Tang,¹ J. Tang,⁵⁹ Y. A. Tang,⁷⁶ L. Y. Tao,⁷² Q. T. Tao,^{26,h} M. Tat,⁶⁹ J. X. Teng,^{71,58} V. Thoren,⁷⁵ W. H. Tian,⁵⁹ W. H. Tian,⁵² Y. Tian,^{32,63} Z. F. Tian,⁷⁶ I. Uman,^{62b} S. J. Wang,⁵⁰ B. Wang,¹ B. L. Wang,⁶³ Bo Wang,^{71,58} C. W. Wang,⁴³ D. Y. Wang,^{47,g} F. Wang,⁷² H. J. Wang,^{39,j,k} H. P. Wang,^{1,63} J. P. Wang,⁵⁰ K. Wang,^{1,58} L. L. Wang,¹ M. Wang,⁵⁰ Meng Wang,^{1,63} S. Wang,^{13,f} S. Wang,^{39,j,k} T. Wang,^{13,f} T. J. Wang,⁴⁴ W. Wang,⁷² W. Wang,⁵⁹

W. P. Wang,^{71,58} X. Wang,^{47,g} X. F. Wang,^{39,j,k} X. J. Wang,⁴⁰ X. L. Wang,^{13,f} Y. Wang,⁶¹ Y. D. Wang,⁴⁶ Y. F. Wang,^{1,58,63}
 Y. H. Wang,⁴⁸ Y. N. Wang,⁴⁶ Y. Q. Wang,¹ Yaqian Wang,^{18,1} Yi Wang,⁶¹ Z. Wang,^{1,58} Z. L. Wang,⁷² Z. Y. Wang,^{1,63}
 Ziyi Wang,⁶³ D. Wei,⁷⁰ D. H. Wei,¹⁵ F. Weidner,⁶⁸ S. P. Wen,¹ C. W. Wenzel,⁴ U. Wiedner,⁴ G. Wilkinson,⁶⁹ M. Wolke,⁷⁵
 L. Wollenberg,⁴ C. Wu,⁴⁰ J. F. Wu,^{1,63} L. H. Wu,¹ L. J. Wu,^{1,63} X. Wu,^{13,f} X. H. Wu,³⁵ Y. Wu,⁷¹ Y. H. Wu,⁵⁵ Y. J. Wu,³²
 Z. Wu,^{1,58} L. Xia,^{71,58} X. M. Xian,⁴⁰ T. Xiang,^{47,g} D. Xiao,^{39,j,k} G. Y. Xiao,⁴³ S. Y. Xiao,¹ Y. L. Xiao,^{13,f} Z. J. Xiao,⁴²
 C. Xie,⁴³ X. H. Xie,^{47,g} Y. Xie,⁵⁰ Y. G. Xie,^{1,58} Y. H. Xie,⁷ Z. P. Xie,^{71,58} T. Y. Xing,^{1,63} C. F. Xu,^{1,63} C. J. Xu,⁵⁹ G. F. Xu,¹
 H. Y. Xu,⁶⁶ Q. J. Xu,¹⁷ Q. N. Xu,³¹ W. Xu,^{1,63} W. L. Xu,⁶⁶ X. P. Xu,⁵⁵ Y. C. Xu,⁷⁸ Z. P. Xu,⁴³ Z. S. Xu,⁶³ F. Yan,^{13,f} L. Yan,^{13,f}
 W. B. Yan,^{71,58} W. C. Yan,⁸¹ X. Q. Yan,¹ H. J. Yang,^{51,e} H. L. Yang,³⁵ H. X. Yang,¹ Tao Yang,¹ Y. Yang,^{13,f} Y. F. Yang,⁴⁴
 Y. X. Yang,^{1,63} Yifan Yang,^{1,63} Z. W. Yang,^{39,j,k} Z. P. Yao,⁵⁰ M. Ye,^{1,58} M. H. Ye,⁹ J. H. Yin,¹ Z. Y. You,⁵⁹ B. X. Yu,^{1,58,63}
 C. X. Yu,⁴⁴ G. Yu,^{1,63} J. S. Yu,^{26,h} T. Yu,⁷² X. D. Yu,^{47,g} C. Z. Yuan,^{1,63} L. Yuan,² S. C. Yuan,¹ X. Q. Yuan,¹ Y. Yuan,^{1,63}
 Z. Y. Yuan,⁵⁹ C. X. Yue,⁴⁰ A. A. Zafar,⁷³ F. R. Zeng,⁵⁰ X. Zeng,^{13,f} Y. Zeng,^{26,h} Y. J. Zeng,^{1,63} X. Y. Zhai,³⁵ Y. C. Zhai,⁵⁰
 Y. H. Zhan,⁵⁹ A. Q. Zhang,^{1,63} B. L. Zhang,^{1,63} B. X. Zhang,¹ D. H. Zhang,⁴⁴ G. Y. Zhang,²⁰ H. Zhang,⁷¹ H. C. Zhang,^{1,58,63}
 H. H. Zhang,⁵⁹ H. H. Zhang,³⁵ H. Q. Zhang,^{1,58,63} H. Y. Zhang,^{1,58} J. Zhang,⁸¹ J. J. Zhang,⁵² J. L. Zhang,²¹ J. Q. Zhang,⁴²
 J. W. Zhang,^{1,58,63} J. X. Zhang,^{39,j,k} J. Y. Zhang,¹ J. Z. Zhang,^{1,63} Jianyu Zhang,⁶³ Jiawei Zhang,^{1,63} L. M. Zhang,⁶¹
 L. Q. Zhang,⁵⁹ Lei Zhang,⁴³ P. Zhang,^{1,63} Q. Y. Zhang,^{40,81} Shuihan Zhang,^{1,63} Shulei Zhang,^{26,h} X. D. Zhang,⁴⁶
 X. M. Zhang,¹ X. Y. Zhang,⁵⁰ Xuyan Zhang,⁵⁵ Y. Zhang,⁶⁹ Y. Zhang,⁷² Y. T. Zhang,⁸¹ Y. H. Zhang,^{1,58}
 Yan Zhang,^{71,58} Yao Zhang,¹ Z. H. Zhang,¹ Z. L. Zhang,³⁵ Z. Y. Zhang,⁴⁴ Z. Y. Zhang,⁷⁶ G. Zhao,¹ J. Zhao,⁴⁰
 J. Y. Zhao,^{1,63} J. Z. Zhao,^{1,58} Lei Zhao,^{71,58} Ling Zhao,¹ M. G. Zhao,⁴⁴ S. J. Zhao,⁸¹ Y. B. Zhao,^{1,58} Y. X. Zhao,^{32,63}
 Z. G. Zhao,^{71,58} A. Zhemchugov,^{37,a} B. Zheng,⁷² J. P. Zheng,^{1,58} W. J. Zheng,^{1,63} Y. H. Zheng,⁶³ B. Zhong,⁴²
 X. Zhong,⁵⁹ H. Zhou,⁵⁰ L. P. Zhou,^{1,63} X. Zhou,⁷⁶ X. K. Zhou,⁷ X. R. Zhou,^{71,58} X. Y. Zhou,⁴⁰ Y. Z. Zhou,^{13,f}
 J. Zhu,⁴⁴ K. Zhu,¹ K. J. Zhu,^{1,58,63} L. Zhu,³⁵ L. X. Zhu,⁶³ S. H. Zhu,⁷⁰ S. Q. Zhu,⁴³ T. J. Zhu,^{13,f} W. J. Zhu,^{13,f}
 Y. C. Zhu,^{71,58} Z. A. Zhu,^{1,63} J. H. Zou,¹ and J. Zu^{71,58}

(BESIII Collaboration)

¹*Institute of High Energy Physics, Beijing 100049, People's Republic of China*²*Beihang University, Beijing 100191, People's Republic of China*³*Beijing Institute of Petrochemical Technology, Beijing 102617, People's Republic of China*⁴*Bochum Ruhr-University, D-44780 Bochum, Germany*⁵*Budker Institute of Nuclear Physics SB RAS (BINP), Novosibirsk 630090, Russia*⁶*Carnegie Mellon University, Pittsburgh, Pennsylvania 15213, USA*⁷*Central China Normal University, Wuhan 430079, People's Republic of China*⁸*Central South University, Changsha 410083, People's Republic of China*⁹*China Center of Advanced Science and Technology, Beijing 100190, People's Republic of China*¹⁰*China University of Geosciences, Wuhan 430074, People's Republic of China*¹¹*Chung-Ang University, Seoul 06974, Republic of Korea*¹²*COMSATS University Islamabad, Lahore Campus,**Defence Road, Off Raiwind Road, 54000 Lahore, Pakistan*¹³*Fudan University, Shanghai 200433, People's Republic of China*¹⁴*GSI Helmholtzcentre for Heavy Ion Research GmbH, D-64291 Darmstadt, Germany*¹⁵*Guangxi Normal University, Guilin 541004, People's Republic of China*¹⁶*Guangxi University, Nanning 530004, People's Republic of China*¹⁷*Hangzhou Normal University, Hangzhou 310036, People's Republic of China*¹⁸*Hebei University, Baoding 071002, People's Republic of China*¹⁹*Helmholtz Institute Mainz, Staudinger Weg 18, D-55099 Mainz, Germany*²⁰*Henan Normal University, Xinxiang 453007, People's Republic of China*²¹*Henan University, Kaifeng 475004, People's Republic of China*²²*Henan University of Science and Technology, Luoyang 471003, People's Republic of China*²³*Henan University of Technology, Zhengzhou 450001, People's Republic of China*²⁴*Huangshan College, Huangshan 245000, People's Republic of China*²⁵*Hunan Normal University, Changsha 410081, People's Republic of China*²⁶*Hunan University, Changsha 410082, People's Republic of China*²⁷*Indian Institute of Technology Madras, Chennai 600036, India*²⁸*Indiana University, Bloomington, Indiana 47405, USA*^{29a}*INFN Laboratori Nazionali di Frascati, I-00044, Frascati, Italy*^{29b}*INFN Sezione di Perugia, I-06100, Perugia, Italy*

- ^{29c}University of Perugia, I-06100, Perugia, Italy
- ^{30a}INFN Sezione di Ferrara, I-44122, Ferrara, Italy
- ^{30b}University of Ferrara, I-44122, Ferrara, Italy
- ³¹Inner Mongolia University, Hohhot 010021, People's Republic of China
- ³²Institute of Modern Physics, Lanzhou 730000, People's Republic of China
- ³³Institute of Physics and Technology, Peace Avenue 54B, Ulaanbaatar 13330, Mongolia
- ³⁴Instituto de Alta Investigación, Universidad de Tarapacá, Casilla 7D, Arica 1000000, Chile
- ³⁵Jilin University, Changchun 130012, People's Republic of China
- ³⁶Johannes Gutenberg University of Mainz, Johann-Joachim-Becher-Weg 45, D-55099 Mainz, Germany
- ³⁷Joint Institute for Nuclear Research, 141980 Dubna, Moscow Region, Russia
- ³⁸Justus-Liebig-Universität Giessen, II. Physikalisches Institut, Heinrich-Buff-Ring 16, D-35392 Giessen, Germany
- ³⁹Lanzhou University, Lanzhou 730000, People's Republic of China
- ⁴⁰Liaoning Normal University, Dalian 116029, People's Republic of China
- ⁴¹Liaoning University, Shenyang 110036, People's Republic of China
- ⁴²Nanjing Normal University, Nanjing 210023, People's Republic of China
- ⁴³Nanjing University, Nanjing 210093, People's Republic of China
- ⁴⁴Nankai University, Tianjin 300071, People's Republic of China
- ⁴⁵National Centre for Nuclear Research, Warsaw 02-093, Poland
- ⁴⁶North China Electric Power University, Beijing 102206, People's Republic of China
- ⁴⁷Peking University, Beijing 100871, People's Republic of China
- ⁴⁸Qufu Normal University, Qufu 273165, People's Republic of China
- ⁴⁹Shandong Normal University, Jinan 250014, People's Republic of China
- ⁵⁰Shandong University, Jinan 250100, People's Republic of China
- ⁵¹Shanghai Jiao Tong University, Shanghai 200240, People's Republic of China
- ⁵²Shanxi Normal University, Linfen 041004, People's Republic of China
- ⁵³Shanxi University, Taiyuan 030006, People's Republic of China
- ⁵⁴Sichuan University, Chengdu 610064, People's Republic of China
- ⁵⁵Soochow University, Suzhou 215006, People's Republic of China
- ⁵⁶South China Normal University, Guangzhou 510006, People's Republic of China
- ⁵⁷Southeast University, Nanjing 211100, People's Republic of China
- ⁵⁸State Key Laboratory of Particle Detection and Electronics, Beijing 100049, Hefei 230026, People's Republic of China
- ⁵⁹Sun Yat-Sen University, Guangzhou 510275, People's Republic of China
- ⁶⁰Suranaree University of Technology, University Avenue 111, Nakhon Ratchasima 30000, Thailand
- ⁶¹Tsinghua University, Beijing 100084, People's Republic of China
- ^{62a}Turkish Accelerator Center Particle Factory Group, Istinye University, 34010 Istanbul, Turkey
- ^{62b}Near East University, Nicosia, North Cyprus 99138, Mersin 10, Turkey
- ⁶³University of Chinese Academy of Sciences, Beijing 100049, People's Republic of China
- ⁶⁴University of Groningen, NL-9747 AA Groningen, Netherlands
- ⁶⁵University of Hawaii, Honolulu, Hawaii 96822, USA
- ⁶⁶University of Jinan, Jinan 250022, People's Republic of China
- ⁶⁷University of Manchester, Oxford Road, Manchester M13 9PL, United Kingdom
- ⁶⁸University of Muenster, Wilhelm-Klemm-Strasse 9, 48149 Muenster, Germany
- ⁶⁹University of Oxford, Keble Road, Oxford OX13RH, United Kingdom
- ⁷⁰University of Science and Technology Liaoning, Anshan 114051, People's Republic of China
- ⁷¹University of Science and Technology of China, Hefei 230026, People's Republic of China
- ⁷²University of South China, Hengyang 421001, People's Republic of China
- ⁷³University of the Punjab, Lahore-54590, Pakistan
- ^{74a}University of Turin and INFN, University of Turin, I-10125, Turin, Italy
- ^{74b}University of Eastern Piedmont, I-15121, Alessandria, Italy
- ^{74c}INFN, I-10125, Turin, Italy
- ⁷⁵Uppsala University, Box 516, SE-75120 Uppsala, Sweden
- ⁷⁶Wuhan University, Wuhan 430072, People's Republic of China
- ⁷⁷Xinyang Normal University, Xinyang 464000, People's Republic of China
- ⁷⁸Yantai University, Yantai 264005, People's Republic of China
- ⁷⁹Yunnan University, Kunming 650500, People's Republic of China
- ⁸⁰Zhejiang University, Hangzhou 310027, People's Republic of China

⁸¹Zhengzhou University, Zhengzhou 450001, People's Republic of China (Received 23 October 2023; accepted 1 November 2023; published 28 November 2023)

Based on $(2712.4 \pm 14.3) \times 10^6$ events recorded at the $\psi(3686)$ nominal mass collected with the BESIII detector operating at the BEPCII collider, the $\psi(3686) \rightarrow \Sigma^+\bar{\Sigma}^-\omega$ and $\Sigma^+\bar{\Sigma}^-\phi$ decays are observed for the first time with statistical significances of 13.8σ and 7.6σ , respectively. The corresponding branching fractions are measured to be $\mathcal{B}(\psi(3686) \rightarrow \Sigma^+\bar{\Sigma}^-\omega) = (1.89 \pm 0.18 \pm 0.21) \times 10^{-5}$ and $\mathcal{B}(\psi(3686) \rightarrow \Sigma^+\bar{\Sigma}^-\phi) = (2.96 \pm 0.54 \pm 0.41) \times 10^{-6}$, where the first uncertainties are statistical and the second systematic.

DOI: 10.1103/PhysRevD.108.092011

I. INTRODUCTION

Quantum chromodynamics (QCD) is the theory of strong interactions and it has been rigorously tested at high energies [1]; in the low-energy regime, the non-Abelian nature of the theory requires a nonperturbative approach which must rely either on lattice QCD or on QCD-inspired models. Therefore, experimental measurements in the low-energy regime are crucial to verify the pertinent models, calibrate their parameters, and stimulate the development of new theoretical computations [2]. As a result, many interesting properties associated with

the strong decays of J/ψ and $\psi(3686)$ mesons have been investigated, with the aim to advance our knowledge about the QCD in the interplay between perturbative and nonperturbative strong interaction regimes [3]. BESIII has collected large data samples of vector charmonia from e^+e^- annihilations, such as J/ψ and $\psi(3686)$, which provide us the opportunity to conduct detailed experimental studies on rare decays of these states and to further explore the intermediate structures inherent in these processes [4].

Among the hadronic decays, the processes of $\psi(3686)$ and J/ψ decaying into baryon pairs have been understood in terms of $c\bar{c}$ annihilations into three gluons or into a virtual photon [5]. Three-body decays, e.g. $\psi(3686) \rightarrow \Lambda\bar{\Lambda}P(V)$, where P represents a pseudoscalar meson such as π^0 and η , and V denotes a vector meson, such as ϕ and ω , are of great interest since they allow us to investigate the intermediate excited states [6]. So far, the BESIII Collaboration has reported relevant studies on the decays $J/\psi(\psi(3686)) \rightarrow \Sigma^+\bar{\Sigma}^-\eta$ [7], $\psi(3686) \rightarrow \Lambda\bar{\Lambda}\pi^0(\eta)$ [8], and $\psi(3686) \rightarrow \Lambda\bar{\Lambda}\omega$ [9], while the similar isospin-allowed decay $\psi(3686) \rightarrow \Sigma^+\bar{\Sigma}^-V(V = \omega, \phi)$ has not yet been measured.

The excitation spectra of most of the hyperons are still not well understood [10]. Furthermore, an enhancement around the $\Lambda\bar{\Lambda}$ production threshold was observed in the $e^+e^- \rightarrow \phi\Lambda\bar{\Lambda}$ process [11], but the interpretation of the $\Lambda\bar{\Lambda}$ system as originating from the $\eta(2225)$ decay, as predicted by Ref. [12], was rejected with a significance of 7σ . A similar structure was also reported in the B meson decays $B^0 \rightarrow \Lambda\bar{\Lambda}K^0$ and $B^+ \rightarrow \Lambda\bar{\Lambda}K^+$ [13]. Therefore, the decays of $\psi(3686) \rightarrow \Sigma^+\bar{\Sigma}^-V(V = \omega, \phi)$ provide a good opportunity to search for potential Σ excitations and for an enhancement around the $\Sigma^+\bar{\Sigma}^-$ mass threshold.

In this paper, we report the first observations and branching fraction measurements of $\psi(3686) \rightarrow \Sigma^+\bar{\Sigma}^-\omega$ and $\Sigma^+\bar{\Sigma}^-\phi$, based on $(2712.4 \pm 14.3) \times 10^6$ $\psi(3686)$ events [14] collected with the BESIII detector. Furthermore, we search for potential excited baryon states and unknown structures in the $\Sigma\omega(\phi)$ and $\Sigma^+\bar{\Sigma}^-$ invariant mass spectra. Hereafter, we denote $\psi(3686) \rightarrow \Sigma^+\bar{\Sigma}^-\omega$ and $\Sigma^+\bar{\Sigma}^-\phi$ as ω -mode and ϕ -mode, respectively.

^aAlso at the Moscow Institute of Physics and Technology, Moscow 141700, Russia.

^bAlso at the Novosibirsk State University, Novosibirsk 630090, Russia.

^cAlso at the NRC ‘‘Kurchatov Institute,’’ PNPI, 188300 Gatchina, Russia.

^dAlso at Goethe University Frankfurt, 60323 Frankfurt am Main, Germany.

^eAlso at Key Laboratory for Particle Physics, Astrophysics and Cosmology, Ministry of Education; Shanghai Key Laboratory for Particle Physics and Cosmology; Institute of Nuclear and Particle Physics, Shanghai 200240, People's Republic of China.

^fAlso at Key Laboratory of Nuclear Physics and Ion-beam Application (MOE) and Institute of Modern Physics, Fudan University, Shanghai 200443, People's Republic of China.

^gAlso at State Key Laboratory of Nuclear Physics and Technology, Peking University, Beijing 100871, People's Republic of China.

^hAlso at School of Physics and Electronics, Hunan University, Changsha 410082, China.

ⁱAlso at Guangdong Provincial Key Laboratory of Nuclear Science, Institute of Quantum Matter, South China Normal University, Guangzhou 510006, China.

^jAlso at Frontiers Science Center for Rare Isotopes, Lanzhou University, Lanzhou 730000, People's Republic of China.

^kAlso at Lanzhou Center for Theoretical Physics, Lanzhou University, Lanzhou 730000, People's Republic of China.

^lAlso at the Department of Mathematical Sciences, IBA, Karachi 75270, Pakistan.

Published by the American Physical Society under the terms of the Creative Commons Attribution 4.0 International license. Further distribution of this work must maintain attribution to the author(s) and the published article's title, journal citation, and DOI. Funded by SCOAP³.

II. BESIII DETECTOR AND MONTE CARLO SIMULATION

The BESIII detector [15] records e^+e^- collisions provided by the BEPCII storage ring [16] in the center-of-mass energy range from 2.0 to 4.95 GeV, with a peak luminosity of $1 \times 10^{33} \text{ cm}^{-2} \text{ s}^{-1}$ achieved at $\sqrt{s} = 3.77 \text{ GeV}$. BESIII has collected large data samples in this energy region [17–19]. The cylindrical core of the BESIII detector covers 93% of the full solid angle and consists of a helium-based multilayer drift chamber (MDC) that is filled with a helium-based gas mixture, a plastic scintillator time-of-flight system (TOF), and a CsI(Tl) electromagnetic calorimeter (EMC), which are all enclosed in a superconducting solenoidal magnet providing a 1.0 T magnetic field. The magnet is supported by an octagonal flux-return yoke with modules of resistive plate muon counters interleaved with steel. The charged-particle momentum resolution at 1 GeV/ c is 0.5%, and the dE/dx resolution is 6% for the electrons from Bhabha scattering at 1 GeV. The EMC measures the photon energy with a resolution of 2.5% (5%) at 1 GeV in the barrel (end cap) region. The time resolution of the TOF barrel part is 68 ps, while that of the end cap part is 110 ps. The end cap TOF system was upgraded in 2015 using multigap resistive plate chamber technology, providing a time resolution of 60 ps, which benefits $\sim 83\%$ of the data used in this analysis [20–22].

Monte Carlo- (MC) simulated data samples produced with a Geant4-based [23] software package, which includes the geometric description [24] of the BESIII detector and the detector response, are used to optimize the event selection criteria and estimate the signal efficiency and the level of background. The simulation models the beam energy spread and initial-state radiation in the e^+e^- annihilation using the generator KKMC [25,26]. The inclusive MC sample includes the production of the $\psi(3686)$ resonance, the initial-state radiation production of the J/ψ meson, and the continuum processes incorporated in KKMC. Particle decays are generated by EvtGen [27,28] for the known decay modes with branching fractions taken from the Particle Data Group (PDG) [29] and LUNDCHARM [30,31] for the unknown ones. Final-state radiation from charged final-state particles is included using the PHOTOS package [32].

To determine the detection efficiency for each signal process, signal MC samples are generated with a modified data-driven generator BODY3 [27,28], to simulate contributions from different intermediate states in the data for a given three-body final state, as discussed in Sec. IV.

III. EVENT SELECTION

In the analysis of the ω -mode, the $\Sigma^+(\bar{\Sigma}^-)$ and ω particles are reconstructed via the $\Sigma^+(\bar{\Sigma}^-) \rightarrow p\pi^0(\bar{p}\pi^0)$ and $\omega \rightarrow \pi^+\pi^-\pi^0$ decays. Within these processes, the π^0 is reconstructed through the $\pi^0 \rightarrow \gamma\gamma$ decay. For the ϕ -mode,

to improve the detection efficiency, a partial reconstruction of $\psi(3686) \rightarrow \Sigma^+\bar{\Sigma}^-\phi \rightarrow p\pi^0\bar{p}\pi^0K^+K^-$ is performed, where only one π^0 is required to be reconstructed while the other π^0 is treated as a missing particle.

All charged tracks are required to satisfy $|\cos\theta| < 0.93$, where θ is the polar angle defined with respect to the z axis, which is the symmetry axis of the MDC. The charged tracks not originating from $\Sigma^+(\bar{\Sigma}^-)$ decays are required to have their point of closest approach to the interaction point (IP) within 10 cm along the z -axis and within 1 cm in the transverse plane. For the charged tracks from the $\Sigma^+(\bar{\Sigma}^-)$ decays, the distance of closest approach to the IP must be less than 2 cm in the transverse plane, due to the hyperons' lifetime. The measurements of the flight time in the TOF and dE/dx in the MDC for each charged track are combined to compute particle identification (PID) confidence levels for the pion, kaon, and proton hypotheses. The tracks are assigned to the particle type with the highest confidence level.

Photon candidates are identified using showers in the EMC. The deposited energy of each shower must be greater than 25 MeV in the barrel region ($|\cos\theta| < 0.80$) or greater than 50 MeV in the end cap region ($0.86 < |\cos\theta| < 0.92$). To suppress electronic noise and energy depositions not associated with the event, the EMC cluster timing from the reconstructed event start time is further required to satisfy $0 \leq t \leq 700 \text{ ns}$. The invariant mass of the π^0 candidates reconstructed from a $\gamma\gamma$ pair is constrained to the nominal π^0 mass [29] by a kinematic fit (1C), and the χ^2 value of the 1C fit χ^2_{1C} is further required to be less than 20.

For the ω -mode, in order to suppress the potential backgrounds and improve the mass resolution, a seven-constraint (7C) kinematic fit is performed for the $\psi(3686) \rightarrow p\pi^0\bar{p}\pi^0\pi^+\pi^-\pi^0$ hypothesis by enforcing energy-momentum conservation and constraining the invariant mass of each of the three photon pairs to the nominal π^0 mass. If there is more than one combination per event, the one with the smallest χ^2_{7C} is chosen. Furthermore, the selection $\chi^2_{7C} < 45$ is applied, by optimizing a figure of merit defined as $\frac{S}{\sqrt{S+B}}$, where S denotes the number of signal events obtained from the MC simulation, while B is the number of background events obtained from the inclusive MC sample.

For the ϕ -mode, since we reconstruct only one π^0 meson to enhance the reconstruction efficiency, a two-constraint (2C) kinematic fit is performed on the $p\bar{p}K^+K^-\pi^0$ combinations, requiring that the missing mass as well as the invariant mass of the two-photon pair are constrained to the nominal π^0 mass, as well as the invariant mass of the photon pair. If there is more than one combination in the event, the one with the smallest χ^2_{2C} is chosen. Furthermore, $\chi^2_{2C} < 20$ is required. The $\Sigma^+\bar{\Sigma}^-$ pair candidates are selected among different $p\bar{p}\pi^0\pi^0$ combinations by minimizing

TABLE I. Mass selection windows for each mode.

Mode	Mass window (MeV/ c^2)
ω -mode	$ RM(\pi^+\pi^-) - m_{J/\psi} > 10$ $ RM(\pi^0\pi^0) - m_{J/\psi} > 15$ $ M(\pi^0\pi^0\pi^0) - m_\eta > 13$ $ M(p\pi^-) - m_\Lambda > 6$ $ M(\bar{p}\pi^+) - m_{\bar{\Lambda}} > 6$ $M(p\pi^0) \in [1176, 1197]$ and $M(\bar{p}\pi^0) \in [1176, 1197]$
ϕ -mode	$ RM(\pi^0\pi^0) - m_{J/\psi} > 9$ $M(p\pi^0) \in [1176, 1200]$ and $M(\bar{p}\pi^0) \in [1176, 1200]$

$$\sqrt{(M_{p\pi^0} - m_{\Sigma^+})^2 + (M_{\bar{p}\pi^0} - m_{\bar{\Sigma}^-})^2 + (M_{\pi^+\pi^-\pi^0} - m_\omega)^2} \quad (1)$$

for the ω -mode, and

$$\sqrt{(M_{p\pi^0} - m_{\Sigma^+})^2 + (M_{\bar{p}\pi^0} - m_{\bar{\Sigma}^-})^2} \quad (2)$$

for the ϕ -mode, respectively.

The J/ψ -related backgrounds are vetoed by requiring the $\pi^+\pi^-$ or $\pi^0\pi^0$ recoil mass to be outside of the J/ψ mass window, and the η -related backgrounds are suppressed by requiring the invariant mass of $\pi^0\pi^0\pi^0$ to be outside of the η mass window. All mass windows are determined to account for the respective mass resolutions and are listed in Table I, where M and m denote the invariant mass and the nominal elementary particle mass [29], respectively, and RM denotes the recoil mass. For the ω -mode, to suppress the background channels with a number of photons different from six, the relations

$$\chi_{4C}^2(6\gamma p\bar{p}\pi^+\pi^-) < \chi_{4C}^2(5\gamma p\bar{p}\pi^+\pi^-), \quad (3)$$

$$\chi_{4C}^2(6\gamma p\bar{p}\pi^+\pi^-) < \chi_{4C}^2(7\gamma p\bar{p}\pi^+\pi^-) \quad (4)$$

are also added.

After applying all the selection criteria, the two-dimensional (2D) distributions of the $\bar{p}\pi^0$ invariant mass versus the $p\pi^0$ invariant mass in data are shown in Fig. 1, where clear $\Sigma^+\bar{\Sigma}^-$ signal peaks are seen in the two decay modes. The one-dimensional (1D) Σ^+ and $\bar{\Sigma}^-$ signal and sideband regions are defined as (1176, 1197) and (1144, 1165) or (1208, 1229) MeV/ c^2 for the ω -mode. For the ϕ -mode, the signal and sideband regions are defined as (1176, 1200) and (1140, 1164) or (1212, 1236) MeV/ c^2 . The 2D $\Sigma^+\bar{\Sigma}^-$ signal region is defined as the square region with both $p\pi^0$ and $\bar{p}\pi^0$ combinations lying in the 1D $\Sigma^+(\bar{\Sigma}^-)$ signal regions. The $\Sigma^+\bar{\Sigma}^-$ sideband I regions are defined as the square regions with either one of the $p\pi^0$ or $\bar{p}\pi^0$ combinations located in the 1D $\Sigma^+(\bar{\Sigma}^-)$ sideband regions and the other in the 1D signal region. The sideband II regions are defined as the square regions with

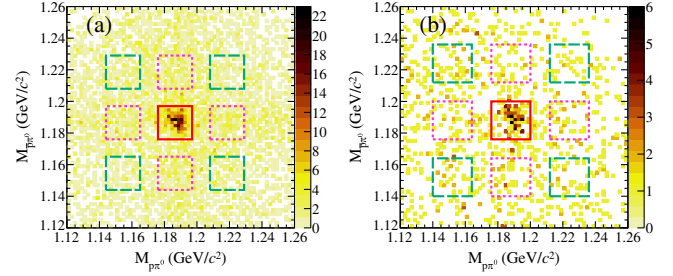


FIG. 1. Distributions of $M_{\bar{p}\pi^0}$ versus $M_{p\pi^0}$ of the accepted candidates for (a) $\psi(3686) \rightarrow \Sigma^+\bar{\Sigma}^-\omega$ and (b) $\psi(3686) \rightarrow \Sigma^+\bar{\Sigma}^-\phi$, where the red solid rectangle denotes the signal region, the pink dashed rectangles the sideband I region, and the green long-dashed rectangles the sideband II region.

both $p\pi^0$ and $\bar{p}\pi^0$ combinations located in the 1D $\Sigma^+(\bar{\Sigma}^-)$ sideband regions.

The potential remaining backgrounds are investigated with the inclusive $\psi(3686)$ MC samples, using the event-type analysis tool TOPOANA [33]. According to our strategy for extracting signal yields, we consider decay processes involving ω (for ω -mode) or ϕ (for ϕ -mode) as so-called peaking backgrounds. Furthermore, peaking backgrounds were found only for the ϕ -mode, mainly from the $\psi(3686) \rightarrow \gamma\chi_{c1,2}, \chi_{c1,2} \rightarrow \Lambda\bar{\Lambda}\phi$ processes, and contaminations from these processes were found to be negligible. For the nonpeaking backgrounds, we consider them as a smooth distribution in the invariant mass distribution. The possible non- Σ^+ , non- $\bar{\Sigma}^-$, and non- $\Sigma^+\bar{\Sigma}^-$ peaking backgrounds from $\psi(3686)$ decays are studied with sideband events and will be considered when extracting the signal yields later. We determine the corresponding peaking contributions, denoted as N_I^{SD} and N_{II}^{SD} , with $N_I^{\text{SD}} = 63.0 \pm 14.5$ and $N_{II}^{\text{SD}} = 61.8 \pm 12.7$ for the ω -mode, and $N_I^{\text{SD}} = 29.5 \pm 8.4$ and $N_{II}^{\text{SD}} = 26.2 \pm 8.5$ for the ϕ -mode, by fitting the data in the 2D sideband I and sideband II regions. In the fitting process, the description of the peaking contribution and the smooth background is consistent with the strategy of fitting the $\Sigma^+\bar{\Sigma}^-$ signal region events in Sec. IV.

To investigate the possible background from quantum electrodynamical continuum processes, the same selection criteria are applied to data samples collected at center-of-mass energies of 3.65 and 3.773 GeV, corresponding to values of integrated luminosity of 454 and 2931.8 pb $^{-1}$ [34], respectively. Only a peaking contribution of 1.6σ is found for the ω -mode at 3.773 GeV, and no peaking background contribution is seen for the ϕ -mode. We also consider the system uncertainty caused by the interference effect between the resonance decay and the continuum processes, but the corresponding effect is negligible.

IV. SIGNAL YIELDS

The signal yields are determined by extended unbinned maximum likelihood fits on the $\pi^+\pi^-\pi^0$ (ω -mode) or

K^+K^- (ϕ -mode) invariant mass distributions in the $\Sigma^+\bar{\Sigma}^-$ signal regions. The total probability density function consists of a signal component and various background contributions. The signal component is modeled with the MC-simulated shape convolved with a Gaussian function to account for the possible difference in the mass resolution between data and MC simulation.

For the background of the 2D sideband I region and sideband II region, the shape is described using the MC-simulated shape of the signal, while the number of events is fixed to a normalization value, i.e. $\frac{1}{2} \times N_{\text{I}}^{\text{SD}} - \frac{1}{4} \times N_{\text{II}}^{\text{SD}}$. According to the calculation in Sec. III, the background contributions from all 2D sideband regions are fixed as 16.1 events for the ω -mode and 8.2 events for the ϕ -mode.

The remaining smooth backgrounds for the two modes are modeled by a second-order polynomial function and a parametrization [35] developed by the Argus Collaboration for the resonance signal, respectively. The numbers of fitted signal events are 198.7 ± 18.9 and 55.2 ± 10.0 for the ω - and ϕ -modes, respectively. The corresponding statistical significances are determined to be 13.8σ and 7.6σ for the ω - and ϕ -modes, respectively. The statistical significance is estimated by the likelihood difference between the fits with and without the signal component, taking the change in the degrees of freedom into account. Figures 2 and 3 show the fit results.

The potential intermediate states are investigated via Dalitz plots and their 1D projections. Figure 4 shows the invariant mass distributions of the different two-body combinations for the two decay modes, where the background contributions have been subtracted by using the normalized sideband events distributions. No obvious structure can be found in any of the mass distributions. Nevertheless, the experimental distributions are not consistent with the signal MC sample generated according to the phase-space (PHSP) distribution. To improve the

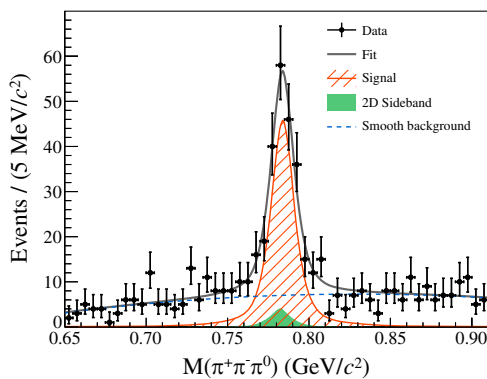


FIG. 2. The $M(\pi^+\pi^-\pi^0)$ distribution of the accepted events in the 2D signal region. The black points with uncertainties are data, the gray solid curve is the fit result, the orange shaded histogram represents the signal, the green histogram denotes the scaled 2D sideband contribution, and the blue dotted curve represents the remaining smooth background.

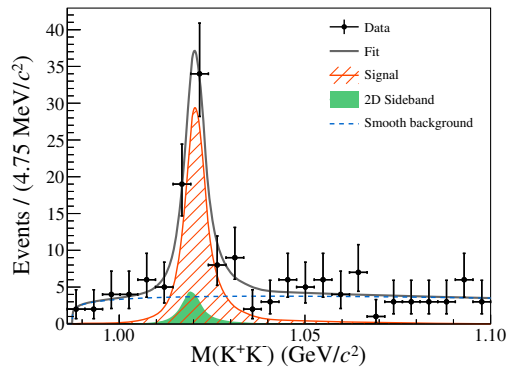


FIG. 3. The $M(K^+K^-)$ distribution of the accepted events in the 2D signal region. The black points with uncertainties are data, the gray solid curve is the fit result, the orange shaded histogram represents the signal, the green histogram denotes the scaled 2D sideband contribution, and the blue dotted curve represents the remaining smooth background.

accuracy of the detection efficiency, the PHSP model is replaced by the modified data-driven generator BODY3, where the MC-simulated events are sampled according to the Dalitz distribution in the data. The comparisons are shown in Fig. 4. The MC sample of BODY3 describes the data better.

V. RESULTS FOR BRANCHING FRACTIONS

The branching fraction for each signal decay is calculated by

$$\mathcal{B}(\psi(3686) \rightarrow \Sigma^+\bar{\Sigma}^-V) = \frac{N_{\text{obs}}}{N_{\psi(3686)} \cdot \prod_i \mathcal{B}_i \cdot \varepsilon}. \quad (5)$$

Here, N_{obs} is the number of signal events determined by the fit, $N_{\psi(3686)}$ is the total number of $\psi(3686)$ events, V denotes the vector meson ω and ϕ , \mathcal{B}_i is the branching fraction of the i th intermediate state taken from the PDG [29], and ε is the detection efficiency, which is determined by the MC simulation based on the BODY3 model. The corresponding numerical values are listed in Table II.

VI. SYSTEMATIC UNCERTAINTIES

As sources of systematic uncertainties in the branching fraction measurements we consider the tracking and PID efficiencies, the photon detection efficiency, the π^0 reconstruction efficiency, the kinematic fit, the procedure for signal extraction and background subtraction, the MC simulation modeling, and so on. They are described as follows.

- (i) Tracking and PID: The uncertainties due to the tracking efficiency are estimated with the control samples $\psi(3686) \rightarrow \pi^+\pi^-J/\psi$, $J/\psi \rightarrow K_S^0 K^\pm \pi^\mp$, and $J/\psi \rightarrow p\bar{p}\pi^+\pi^-$ and are determined to

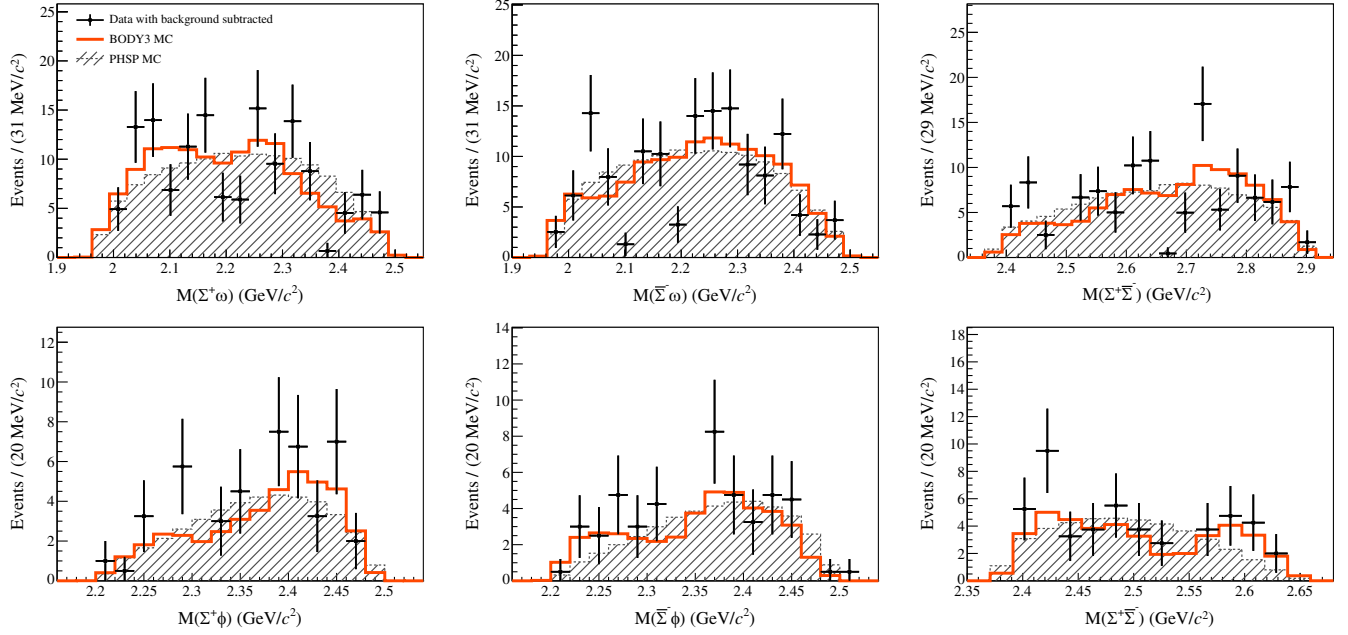


FIG. 4. Invariant mass distributions of all two-body particle combinations for (upper row) $\psi(3686) \rightarrow \Sigma^+\bar{\Sigma}^-\omega$ and (lower row) $\psi(3686) \rightarrow \Sigma^+\bar{\Sigma}^-\phi$. The points with error bars represent the background-subtracted data, the orange curves and the gray hatched histograms are the BODY3 and PHSP signal MC events, respectively.

be 1% [36–38] for each charged track. The PID uncertainties are determined to be 1% for each charged track as well, based on the same samples used to estimate the tracking uncertainties.

- (ii) Photon detection: The difference in the photon detection efficiencies between data and MC simulation is studied using a control sample of $e^+e^- \rightarrow \gamma\mu^+\mu^-$ and found to be less than 0.5% for each photon.
- (iii) π^0 reconstruction: Based on the control samples $\psi(3686) \rightarrow \pi^0\pi^0 J/\psi$, $J/\psi \rightarrow l^+l^-$, and $e^+e^- \rightarrow \omega\pi^0$ at $\sqrt{s} = 3.773$ GeV, the relative difference of the π^0 reconstruction efficiencies between data and MC simulation has been estimated, and the results on the two datasets are consistent with each other. We have studied the relative difference as a function of the polar angle and of the total π^0 momentum p , and it decreases linearly as a function of the momentum following a $(0.06-2.41 \times p)\%$ dependence. The resulting systematic uncertainties of the

π^0 reconstruction efficiency are determined to be 2.9% and 0.8% for the ω -mode and the ϕ -mode, respectively.

- (iv) Kinematic fit: The uncertainty associated with the kinematic fit is estimated by comparing the efficiencies with and without the helix parameter correction [39].
- (v) Signal yields

(a) Mass window: The systematic uncertainties related to each individual mass window requirement for background rejection are estimated by varying the size of each mass window by 1 standard deviation of the corresponding mass resolution. The larger variation in the branching fraction for each mass requirement is considered as the related systematic uncertainty. For the 2D mass window of $\Sigma^+\bar{\Sigma}^-$ signal selection, the uncertainty is estimated by the control sample $J/\psi \rightarrow \Sigma^+\bar{\Sigma}^-$. The differences in the selection efficiencies between data and MC simulation from the control sample are taken as the corresponding systematic uncertainties.

(b) Fitting range: The uncertainty due to the fitting range is estimated by randomly changing the range of the fits (for the ω -mode, the lower and the upper side in the range [630, 670] and [890, 930] MeV/ c^2 , respectively; for the ϕ -mode, the upper side in the range [1080, 1120] MeV/ c^2) and performing the fit 800 times, using a recalculated signal efficiency, as described in Ref. [40]. The variance of the remeasured branching

TABLE II. Signal yields (N_{obs}), corrected signal efficiencies (ϵ), branching fractions (\mathcal{B}), and statistical significances (σ) for the two decay modes.

	$\psi(3686) \rightarrow \Sigma^+\bar{\Sigma}^-\omega$	$\psi(3686) \rightarrow \Sigma^+\bar{\Sigma}^-\phi$
N_{obs}	198.7 ± 18.9	55.2 ± 10.0
ϵ (%)	1.69	5.33
\mathcal{B}	$(1.89 \pm 0.18 \pm 0.21) \times 10^{-5}$	$(2.96 \pm 0.54 \pm 0.41) \times 10^{-6}$
σ	13.8	7.6

- fraction is taken as the corresponding systematic uncertainty, respectively.
- (c) Signal shape: The uncertainty due to the signal shape is estimated by replacing the MC-simulated shape convolved with a Gaussian function with only the MC-simulated shape. The difference in the measured branching fraction is taken as the systematic uncertainty.
- (d) Nonpeaking background: To estimate the uncertainty of the nonpeaking background in the fit, we perform alternative fits by replacing the second-order Chebyshev polynomial with a third-order polynomial function or the Argus function with the third-order Chebyshev polynomial for the data. The difference in the measured branching fraction is taken as the systematic uncertainty.
- (e) Δ -related background: The uncertainty due to the possible peaking background $\psi(3686) \rightarrow \Delta^+ \bar{\Delta}^- V (V = \omega, \phi)$ is estimated by including in the fit this channel, assuming $\mathcal{B}(\Delta^+ \rightarrow p \pi^0) = 66.6\%$ [41] and $\psi(3686) \rightarrow \Delta^+ \bar{\Delta}^- V (V = \omega, \phi)$ equal to $\psi(3686) \rightarrow \Sigma^+ \bar{\Sigma}^- V (V = \omega, \phi)$, and the largest differences between these results and the nominal ones are taken as the systematic uncertainty, separately for the ω - and ϕ -modes.
- (f) Sideband background: The systematic uncertainty associated with the 2D sideband background is estimated by increasing and reducing the sideband regions by 1 standard deviation of the mass resolution or by changing the normalized value of the background contribution by 1 standard deviation of the statistical uncertainty. The difference in the measured branching fractions is taken as the systematic uncertainty.
- (g) Interference: The effect due to the interference between the $\psi(3686)$ decay and the continuum production is estimated with the method described in Ref. [42]. While the effect is negligible for the channel involving a ϕ meson, it is relevant for the ω channel. The cross section for a certain exclusive final state f can be written as

$$\sigma_{\text{tot}}^f(s) = |a_c^f(s) + e^{i\Phi} \cdot a_R^f(s)|^2, \quad (6)$$

where \sqrt{s} is the center-of-mass energy, a_c^f and a_R^f are the amplitudes of the continuum contribution and of the $\psi(3686) \rightarrow \Sigma^+ \bar{\Sigma}^- \omega$ decay, respectively, and Φ is the relative phase between the two amplitudes [43]. The systematic uncertainty due to the interference effect is assigned as the difference of r_R^f between the constructive ($\Phi = \pi/2$) and destructive ($\Phi = 3\pi/2$) interference, where r_R^f represents the ratio of the cross

sections from the interference term to the cross section of $\psi(3686) \rightarrow \Sigma^+ \bar{\Sigma}^- \omega$. Since the prior distribution of the interference angle is assumed to be uniform, this difference divided by $\sqrt{12}$, namely 3.1%, is assigned as the corresponding systematic uncertainty for the ω -mode.

- (vi) MC simulation: The systematic uncertainty associated with the MC simulation is related to the use of the BODY3 generator and to the differences in the polar angle distributions of each final-state particle between data and MC simulation. The first contribution is estimated by varying the bin size of the input Dalitz plot by $\pm 25\%$, shifting the 1D sideband regions to the left or to the right by 1 standard deviation of the mass resolution, and changing in the BODY3 generator the background level in the input Dalitz plot by $\pm 1\sigma$, where σ denotes the statistical uncertainty of the background level determined from the fit result. Combining the results from the three sources, the largest change to the nominal detection efficiency is taken as the systematic uncertainty. The second contribution is estimated by rescaling the corresponding distribution from the MC simulation to match the data. The difference in efficiency before and after the rescaling is taken as the systematic uncertainty.
- (vii) Quoted branching fractions: The uncertainties for the quoted branching fractions are taken from PDG [29].
- (viii) $N_{\psi(3686)}$: The uncertainty on the value of the total number of $\psi(3686)$ events, determined with inclusive hadronic $\psi(3686)$ decays, is 0.5% [14].

All contributions to the values of the systematic uncertainties are summarized in Table III for the

TABLE III. The systematic uncertainties for $\psi(3686) \rightarrow \Sigma^+ \bar{\Sigma}^- V (V = \omega, \phi)$ decay channels (in percent).

Source	$\Sigma^+ \bar{\Sigma}^- \omega$	$\Sigma^+ \bar{\Sigma}^- \phi$
Tracking	2.9	2.9
PID	2.9	2.9
Photon	3.0	1.0
π^0 reconstruction	2.9	0.8
Kinematic fit	1.5	1.9
Mass window	3.0	2.0
Fitting range	0.9	1.0
Signal shape	0.8	1.8
Nonpeaking background	1.6	2.2
Δ -related background	Negligible	0.2
Sideband background	4.5	9.4
Interference	3.1	Negligible
MC simulation	6.6	8.1
Quoted branching fractions	1.4	1.6
$N_{\psi(3686)}$	0.5	0.5
Sum	11.2	13.9

$\psi(3686) \rightarrow \Sigma^+\bar{\Sigma}^-\omega$ and $\psi(3686) \rightarrow \Sigma^+\bar{\Sigma}^-\phi$ decays, respectively. The total uncertainties are given by the quadratic sum, assuming statistical independence of all the contributions.

VII. SUMMARY

Using $(2712.4 \pm 14.3) \times 10^6$ $\psi(3686)$ events collected with the BESIII detector at the BEPCII collider, we observe the decay modes $\psi(3686) \rightarrow \Sigma^+\bar{\Sigma}^-V$ ($V = \omega, \phi$) for the first time. The corresponding branching fractions are measured to be $\mathcal{B}(\psi(3686) \rightarrow \Sigma^+\bar{\Sigma}^-\omega) = (1.89 \pm 0.18 \pm 0.21) \times 10^{-5}$ and $\mathcal{B}(\psi(3686) \rightarrow \Sigma^+\bar{\Sigma}^-\phi) = (2.96 \pm 0.54 \pm 0.41) \times 10^{-6}$, where the first uncertainties are statistical and the second systematic. The results are comparable to those of the previously observed decays $J/\psi(\psi(3686)) \rightarrow \Sigma^+\bar{\Sigma}^-\eta$ [7], $\psi(3686) \rightarrow \Lambda\bar{\Lambda}\pi^0(\eta)$ [8], and $\psi(3686) \rightarrow \Lambda\bar{\Lambda}\omega$ [9]. No evident structures deviating from three-body phase-space distributions have been observed in the invariant mass distribution of $\Sigma^+\bar{\Sigma}^-$, $\Sigma\omega$, or $\Sigma\phi$ pairs.

ACKNOWLEDGMENTS

The BESIII Collaboration thanks the staff of BEPCII and the IHEP computing center for their strong support. This work is supported in part by National Key R&D Program of China under Contracts No. 2020YFA0406300, No. 2020YFA0406400; National Natural Science Foundation of China (NSFC) under Contracts No. 11635010, No. 11735014, No. 11835012, No. 11935015, No. 11935016, No. 11935018, No. 11961141012, No. 12022510, No. 12025502, No. 12035009, No. 12035013, No. 12061131003,

No. 12192260, No. 12192261, No. 12192262, No. 12192263, No. 12192264, No. 12192265, No. 12221005, No. 12225509, No. 12235017, No. 12150004; Program of Science and Technology Development Plan of Jilin Province of China under Contracts No. 20210508047RQ and No. 20230101021JC; the Chinese Academy of Sciences (CAS) Large-Scale Scientific Facility Program; the CAS Center for Excellence in Particle Physics (CCEPP); Joint Large-Scale Scientific Facility Funds of the NSFC and CAS under Contract No. U1832207; CAS Key Research Program of Frontier Sciences under Contracts No. QYZDJ-SSW-SLH003, No. QYZDJ-SSW-SLH040; 100 Talents Program of CAS; The Institute of Nuclear and Particle Physics (INPAC) and Shanghai Key Laboratory for Particle Physics and Cosmology; European Union's Horizon 2020 research and innovation program under Marie Skłodowska-Curie Grant Agreement under Contract No. 894790; German Research Foundation DFG under Contracts No. 455635585, Collaborative Research Center CRC 1044, FOR5327, GRK 2149; Istituto Nazionale di Fisica Nucleare, Italy; Ministry of Development of Turkey under Contract No. DPT2006K-120470; National Research Foundation of Korea under Contract No. NRF-2022R1A2C1092335; National Science and Technology fund of Mongolia; National Science Research and Innovation Fund (NSRF) via the Program Management Unit for Human Resources and Institutional Development, Research and Innovation of Thailand under Contract No. B16F640076; Polish National Science Centre under Contract No. 2019/35/O/ST2/02907; the Swedish Research Council; U.S. Department of Energy under Award No. DE-FG02-05ER41374.

-
- [1] G. Dissertori, I. Knowles, and M. Schmelling, *Quantum Chromodynamics* (Clarendon Press, Oxford, 2009).
- [2] N. Brambilla *et al.* (Quarkonium Working Group), *Heavy Quarkonium Physics*, CERN Yellow Report, CERN-2005-005 (CERN, Geneva, 2005).
- [3] T. Barnes, S. Godfrey, and E. S. Swanson, *Phys. Rev. D* **72**, 054026 (2005).
- [4] D. M. Asner *et al.*, *Int. J. Mod. Phys. A* **24**, S1 (2009).
- [5] K. Zhu, X. H. Mo, and C. Z. Yuan, *Int. J. Mod. Phys. A* **30**, 1550148 (2015).
- [6] H. Qi and W. Yan, *Proc. Sci. Confinement2018* (2019) 125.
- [7] M. Ablikim *et al.* (BESIII Collaboration), *Phys. Rev. D* **106**, 112007 (2022).
- [8] M. Ablikim *et al.* (BESIII Collaboration), *Phys. Rev. D* **106**, 072006 (2022).
- [9] M. Ablikim *et al.* (BESIII Collaboration), *Phys. Rev. D* **106**, 112011 (2022).
- [10] A. V. Sarantsev, M. Matveev, V. A. Nikonov, A. V. Anisovich, U. Thoma, and E. Klempt, *Eur. Phys. J. A* **55**, 180 (2019).
- [11] M. Ablikim *et al.* (BESIII Collaboration), *Phys. Rev. D* **104**, 052006 (2021).
- [12] L. Zhao, N. Li, S. L. Zhu, and B. S. Zou (BESIII Collaboration), *Phys. Rev. D* **87**, 054034 (2013).
- [13] Y. W. Chang *et al.* (Belle Collaboration), *Phys. Rev. D* **79**, 052006 (2009).
- [14] M. Ablikim *et al.* (BESIII Collaboration), *Chin. Phys. C* **42**, 023001 (2018). With the same method, the total number of $\psi(3686)$ events collected in 2009, 2012, and 2021 is determined to be 2712.4×10^6 with an uncertainty of 0.5% as a preliminary result.
- [15] M. Ablikim *et al.* (BESIII Collaboration), *Nucl. Instrum. Methods Phys. Res., Sect. A* **614**, 345 (2010).
- [16] C. H. Yu *et al.*, *Proceedings of IPAC2016, Busan, Korea* (JACoW, Busan, 2016), <https://accelconf.web.cern.ch/ipac2016/>.

- [17] M. Ablikim *et al.* (BESIII Collaboration), *Chin. Phys. C* **44**, 040001 (2020).
- [18] J. D. Lu, Y. J. Xiao, and X. B. Ji, *Radiat. Detect. Technol. Methods* **4**, 337 (2020).
- [19] J. W. Zhang, L. H. Wu, S. S. Sun *et al.*, *Radiat. Detect. Technol. Methods* **6**, 289 (2022).
- [20] X. Li *et al.*, *Radiat. Detect. Technol. Methods* **1**, 13 (2017).
- [21] Y. X. Guo *et al.*, *Radiat. Detect. Technol. Methods* **1**, 15 (2017).
- [22] P. Cao *et al.*, *Nucl. Instrum. Methods Phys. Res., Sect. A* **953**, 163053 (2020).
- [23] S. Agostinelli *et al.* (GEANT4 Collaboration), *Nucl. Instrum. Methods Phys. Res., Sect. A* **506**, 250 (2003).
- [24] K. X. Huang *et al.*, *Nucl. Sci. Tech.* **33**, 142 (2022).
- [25] S. Jadach, B. F. L. Ward, and Z. Was, *Comput. Phys. Commun.* **130**, 260 (2000).
- [26] S. Jadach, B. F. L. Ward, and Z. Was, *Phys. Rev. D* **63**, 113009 (2001).
- [27] R. G. Ping, *Chin. Phys. C* **32**, 599 (2008).
- [28] D. J. Lange, *Nucl. Instrum. Methods Phys. Res., Sect. A* **462**, 152 (2001).
- [29] P. L. Workman *et al.* (Particle Data Group), *Prog. Theor. Exp. Phys.* **2022**, 083C01 (2022).
- [30] J. C. Chen, G. S. Huang, X. R. Qi, D. H. Zhang, and Y. S. Zhu, *Phys. Rev. D* **62**, 034003 (2000).
- [31] R. L. Yang, R. G. Ping, and H. Chen, *Chin. Phys. Lett.* **31**, 061301 (2014).
- [32] E. Richter-Was, *Phys. Lett. B* **303**, 163 (1993).
- [33] X. Y. Zhou, S. X. Du, G. Li, and C. P. Shen, *Comput. Phys. Commun.* **258**, 107540 (2021).
- [34] M. Ablikim *et al.* (BESIII Collaboration), *Chin. Phys. C* **37**, 123001 (2013).
- [35] H. Albrecht *et al.* (ARGUS Collaboration), *Phys. Lett. B* **340**, 217 (1994).
- [36] W. L. Yuan, X.-C. Ai, X.-B. Ji, S.-J. Chen, Y. Zhang, L.-H. Wu, L.-L. Wang, and Y. Yuan, *Chin. Phys. C* **40**, 026201 (2016).
- [37] M. Ablikim *et al.* (BESIII Collaboration), *Phys. Rev. D* **86**, 092009 (2012).
- [38] M. Ablikim *et al.* (BESIII Collaboration), *Phys. Rev. D* **83**, 112005 (2011).
- [39] M. Ablikim *et al.* (BESIII Collaboration), *Phys. Rev. D* **87**, 012002 (2013).
- [40] M. Ablikim *et al.* (BESIII Collaboration), *Phys. Rev. D* **100**, 012003 (2019).
- [41] For Δ^+ , it can decay into $p\pi^0$ or $n\pi^+$, and the relative branching ratio between these two processes can be calculated based on isospin/Clebsch-Gordan coefficients. Then, we can obtain the relation $\frac{\mathcal{B}(\Delta^+ \rightarrow p\pi^0)}{\mathcal{B}(\Delta^+ \rightarrow n\pi^+)} \sim 2$ (close to what happens to Λ decay). In short, we assume $\mathcal{B}(\Delta^+ \rightarrow p\pi^0) = 66\%$.
- [42] M. Ablikim *et al.* (BESIII Collaboration), *Phys. Rev. D* **103**, 112004 (2021).
- [43] Y. P. Guo and C. Z. Yuan, *Phys. Rev. D* **105**, 114001 (2022).