

University of Groningen

The FRESHAIR4Life study

Hoffman, Charlotte; Versluis, Anke; Chirila, Sergiu; Kirenga, Bruce; Khan, Amina; Saeed, Saima; Sooronbaev, Talant; Tsiligianni, Ioanna; Arvind, DK; Bauld, Linda

DOI:

[10.21203/rs.3.rs-3412806/v1](https://doi.org/10.21203/rs.3.rs-3412806/v1)

IMPORTANT NOTE: You are advised to consult the publisher's version (publisher's PDF) if you wish to cite from it. Please check the document version below.

Document Version

Publisher's PDF, also known as Version of record

Publication date:

2023

[Link to publication in University of Groningen/UMCG research database](#)

Citation for published version (APA):

Hoffman, C., Versluis, A., Chirila, S., Kirenga, B., Khan, A., Saeed, S., Sooronbaev, T., Tsiligianni, I., Arvind, DK., Bauld, L., Brand, F. V. D., Chavannes, N., Pinnock, H., Powell, P., van der Schans, J., Siddiqi, K., Williams, S., & Kleij, R. V. D. (2023). *The FRESHAIR4Life study: Global implementation research on non-communicable disease prevention targeting adolescents' exposure to tobacco and air pollution in disadvantaged populations*. Research Square Company. <https://doi.org/10.21203/rs.3.rs-3412806/v1>

Copyright

Other than for strictly personal use, it is not permitted to download or to forward/distribute the text or part of it without the consent of the author(s) and/or copyright holder(s), unless the work is under an open content license (like Creative Commons).

The publication may also be distributed here under the terms of Article 25fa of the Dutch Copyright Act, indicated by the "Taverne" license. More information can be found on the University of Groningen website: <https://www.rug.nl/library/open-access/self-archiving-pure/taverne-amendment>.

Take-down policy

If you believe that this document breaches copyright please contact us providing details, and we will remove access to the work immediately and investigate your claim.

Downloaded from the University of Groningen/UMCG research database (Pure): <http://www.rug.nl/research/portal>. For technical reasons the number of authors shown on this cover page is limited to 10 maximum.

The FRESHAIR4Life study: Global implementation research on non-communicable disease prevention targeting adolescents' exposure to tobacco and air pollution in disadvantaged populations

Charlotte Hoffman (✉ c.m.hoffman@lumc.nl)

Leiden University Medical Center <https://orcid.org/0000-0003-2561-9945>

Anke Versluis

Leiden University Medical Center <https://orcid.org/0000-0002-9489-7925>

Sergiu Chirila

Ovidius University <https://orcid.org/0000-0003-3275-2330>

Bruce Kirenga

Makerere University College of Health Sciences <https://orcid.org/0000-0002-2023-2840>

Amina Khan

The Initiative

Saima Saeed

Indus Hospital and Health Network

Talant Sooronbaev

National Center of Cardiology and Internal Medicine named after Academician M.Mirрахimov, Bishkek.
Kyrgyzstan

Ioanna Tsiligianni

University of Crete

DK Arvind

University of Edinburgh

Linda Bauld

The University of Edinburgh

Floor van den Brand

Maastricht University

Niels Chavannes

Leiden University Medical Center <https://orcid.org/0000-0002-8607-9199>

Hilary Pinnock

University of Edinburgh <https://orcid.org/0000-0002-5976-8386>

Pippa Powell

European Lung Foundation

Jurjen van der Schans

University Medical Center Groningen

Kamran Siddiqi

University of York

Siân Williams

IPCRG

Rianne van der Kleij

Leiden University Medical Center

Article

Keywords:

Posted Date: October 27th, 2023

DOI: <https://doi.org/10.21203/rs.3.rs-3412806/v1>

License:  This work is licensed under a Creative Commons Attribution 4.0 International License.

[Read Full License](#)

Additional Declarations: (Not answered)

TITLE

The FRESHAIR4Life study: Global implementation research on non-communicable disease prevention targeting adolescents' exposure to tobacco and air pollution in disadvantaged populations

ABSTRACT

In the FRESHAIR4Life study, we aim to reduce the non-communicable disease (NCD) burden by implementing preventive interventions targeting adolescents' exposure to tobacco use and air pollution (AP). This paper presents the methodology of FRESHAIR4Life and initial rapid review results.

The rapid review showed variable NCD mortality rates related to tobacco use and AP exposure in the five participating countries. Tobacco is the predominant risk factor for NCD-related deaths in the Kyrgyz Republic, Greece, and Romania, whereas AP exposure causes most NCD-related deaths in Pakistan and Uganda. Adolescents' risk factor exposure, sources of exposure, and trends also differ significantly.

As the next step in FRESHAIR4Life, an in-depth situational analysis will inform the selection, adaptation, and integration of evidence-based interventions into the FRESHAIR4Life prevention package. Subsequently, this package will be implemented, evaluated, and iteratively refined. Throughout the research process, a strong emphasis is on co-creation, capacity building, and comprehensive communication and dissemination.

INTRODUCTION

Non-communicable diseases (NCDs) are often preventable, yet they are the leading cause of death and disease burden worldwide.¹ Low- and middle-income countries (LMICs) and vulnerable populations in high-income countries, further referred to as disadvantaged populations in this paper, are disproportionately affected.² To alleviate the increasing burden of NCDs and the mounting pressure they impose on healthcare systems, prevention of the most common NCD risk factors is urgently needed. As NCDs often develop as a result of prolonged and cumulative risk factor exposure, prevention of these risk factors should start early in life.³

Tobacco use and air pollution (AP) exposure are two of the most deadly NCD risk factors. In synergy, they account for approximately one-third of the NCD burden.⁴ Evidently, the tobacco epidemic persists unabated. In 2020, 22.3% of the global population still used some form of tobacco, with populations in LMICs representing the vast majority (80%).⁵ The growing number of tobacco users, especially in LMICs, is fuelled by an ongoing intensive tobacco industry lobby targeting mainly young people and women.⁶ After tobacco use, AP exposure is the second-leading cause of NCDs, causing 6.7 million premature deaths per year globally.⁴ Nearly 90% of deaths attributed to ambient (outdoor) air pollution (AAP) occur in LMICs, where rapid industrialisation and urbanisation lead to significant emissions.⁷ Moreover, one-third of the global population, mainly concentrated in LMICs, continues to rely on solid fuels such as wood, coal, and dung for cooking and heating.⁸ This results in (additional) exposure to household air pollution (HAP).

Multi-level interventions are of vital importance for preventing NCD risk factors. Besides national-level policy statement and regulations, the World Health Organization (WHO) recognises that interventions on community and individual levels are inevitable for reducing risk factor exposure.⁹ The WHO developed an implementation roadmap within its Global Action Plan on NCDs that calls for prioritising and upscaling 'best buy' interventions for NCD prevention.¹⁰ Despite ample evidence of the effectiveness of these interventions, they are rarely successfully translated into practice.¹¹ Moreover, only a minority of community-based health intervention programs are implemented in LMICs, with even fewer specifically targeting younger populations like adolescents.^{12,13}

Adolescence, defined as the phase of life from ages 10 to 21, is a crucial developmental stage in which behaviours are formed, and health is increasingly understood and valued by the adolescents.¹⁴ Moreover, adolescents' growing interest in social- and societal topics empowers them to act as catalysts for promoting healthier lifestyles and driving positive transformations within their communities.¹⁵ Therefore, starting with the implementation of preventive interventions targeting tobacco (use) and AP exposure during adolescence presents an ideal window of opportunity and could

yield a higher return on investment.^{16,17} However, as stated above, adolescents are often overlooked in NCD prevention efforts.¹⁸

The translational gap between NCD prevention and practice can be addressed through implementation science, which provides a structural approach to understanding the complexities of intervention implementation.¹⁹ It pursues to determine why, how, for whom and in which contexts interventions work, ultimately aiming to increase effectiveness of interventions.²⁰ Particularly in LMICs, implementation science can help to prioritise cost-effective interventions and optimise the allocation of resources.²¹

In the FRESHAIR4Life (FA4Life) study, we aim to address the burden of NCDs due to tobacco (use) and AP exposure among adolescents in five countries – Greece, the Kyrgyz Republic, Pakistan, Romania, and Uganda – by optimising the implementation of tailored NCD preventive packages containing evidence-based interventions. This 4-year Horizon Europe study, funded under the Global Alliance for Chronic Diseases (GACD) Life Course Research Programme, builds on the previously successful FRESH AIR projects.²²

The objectives of this paper are to:

1. Present the aim, objectives, participating countries and populations, and study phases of the FA4Life study;
2. Provide initial results of the first research phase, encompassing the existing knowledge on the burden of tobacco (use) and AP exposure among adolescents in the five countries, obtained through a rapid review;
3. Discuss the FA4Life study and highlight its potential future implications.

METHODOLOGY: The FRESHAIR4Life study

Aim & objectives

The FA4Life study aims to address the burden of NCDs by gaining knowledge, resources and capacity to optimise the implementation of tailored preventive intervention packages, targeting adolescents' exposure to tobacco (use) and AP in disadvantaged populations worldwide.

The six objectives in each of the participating countries are to:

1. Gain context-specific knowledge crucial for the selection, adaptation, and implementation of tobacco and/or AP-related preventive interventions;
2. Build and sustain dual capacity for NCD prevention through empowering youth advocates, fostering educational and healthcare providers' leadership, and engaging family members;²³
3. Co-create FA4Life prevention packages consisting of evidence-based interventions and develop tailored implementation strategies;
4. Iteratively implement, evaluate, and refine the FA4Life prevention packages;
5. Gather and disseminate evidence, resources, and tools for achieving sustainable and equitable implementation;
6. Inform on the effective scaling of the FA4LIFE packages and methods, including affordability.

The FA4Life countries & populations

The study deliberately takes place in five diverse countries – Greece, the Kyrgyz Republic, Pakistan, Romania, and Uganda – and is carried out by a consortium of twelve organisations ranging from academic institutions to non-governmental organisations (Supplementary Table 1). All countries face a high burden of tobacco (use) and AP exposure, but their contexts differ substantially (Table 1). Target groups that are involved include mid-to-late adolescents (14 to 21 years old), family members, providers (educators and healthcare professionals), and other stakeholders (e.g., public health managers, policymakers, and local authorities).

Table 1. Information on countries participating in FRESHAIR4Life, retrieved from The World Bank database²⁴

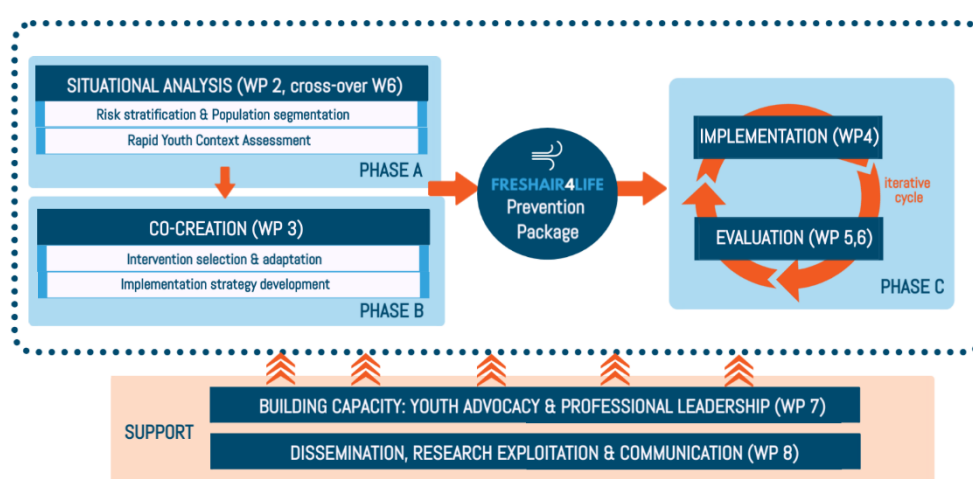
	Greece	Kyrgyz Republic	Pakistan	Romania	Uganda
Continent	Europe	Central Asia	South Asia	Europe	Africa
Surface area (square km x1000)	132	200	796	238	242
Population size (millions)	10.6	6.80	236	19.0	47.2
Population age (median years)²⁵	44.7	23.7	20.2	41.9	15.9
Income classification as assigned by the World Bank group	High	Lower-middle	Lower-middle	High	Low
Life expectancy (years)	80.2	71.9	66.1	73.0	62.7

People living in urban areas (%)	80.0	37.5	37.7	54.5	26.2
Access to electricity (%)	100	99.7	94.9	100	45.2
Individuals using the internet (%)	78.5	77.9	21.0	83.6	10.3
Mobile cellular subscriptions (per 100 people)	110	130	81.6	119	65.7
Youth literacy (15-24 years old) (%)	99.2	99.8	72.0	99.4	89.4

The phases of FA4Life

FA4Life is a four-year implementation study comprising three phases and divided into eight work packages (WPs) (Figure 1). A detailed overview of all WPs with their corresponding objectives and deliverables can be found in Supplementary Table 2.

Figure 1. Study phases and work packages of FRESHAIR4Life



The first phase includes a situational analysis, which guides the formation of preventive FA4Life packages and the choice of implementation strategies that are part of the second phase. In the third phase, these packages will be implemented and evaluated in iterative cycles. The Standards for Reporting Implementation studies of complex interventions (StaRI) guidelines will guide the research process.²⁶ In the following section, the different phases of the study are described in more detail.

Phase A: Situational analysis

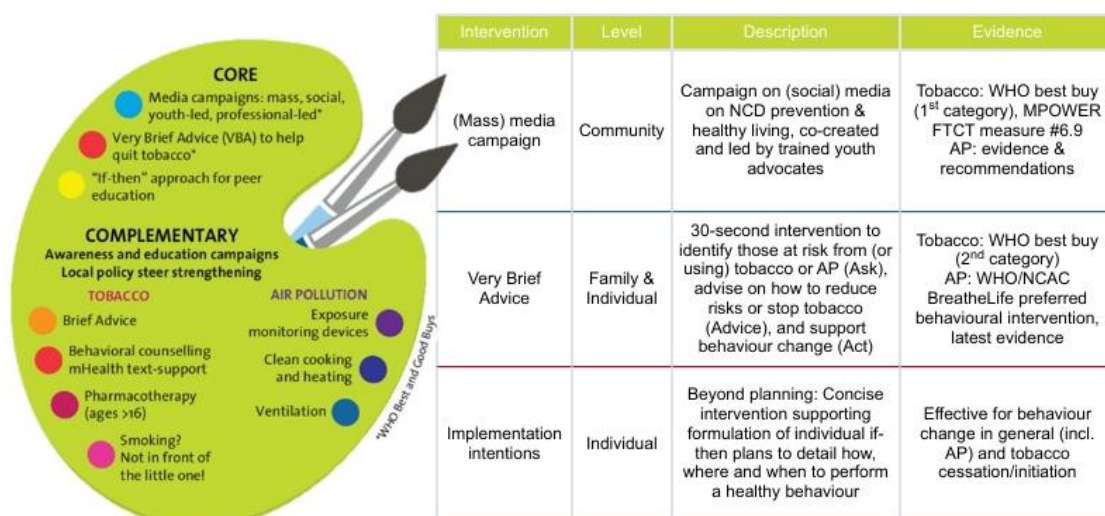
WP1 consists of coordinating tasks for the entire study's duration. WP2 involves a two-step situational analysis. The first step, a rapid review of adolescents' risk factor prevalence in each participating country, has already been completed. Its results are presented in the *Results* section of this paper. The outcomes of the rapid review guided final decisions on the study site (within the country) and study population. The second step of the situational analysis will provide in-depth knowledge on the following context-specific topics: 1) perceived burden, 2) contextual drivers, 3) determinants of behaviour, and 4) (power) dynamics between stakeholders (Supplementary Figure 1). This knowledge

will be crucial for selecting, adapting and implementing the interventions. Data on these determinants will be retrieved using a Rapid Youth Context Assessment (RYCA) based on the core principles of a rapid assessment process: 1) a community perspective, 2) rapid, in-depth iterative data collection and analysis, and 3) triangulation of data.²⁷ The RYCA has a mixed-methods design that includes qualitative interviews, focus group discussions, creative participatory research methods like *Photovoice*,²⁸ document analysis, and observation notes. Moreover, adolescents and providers will be invited to complete a quantitative questionnaire to triangulate qualitative results. Furthermore, personal exposure to airborne particulate pollutants will be measured in adolescents using the wearable Airspeck monitors.²⁹ A theoretical framework has been composed by combining three different frameworks (Supplementary Figure 2). This framework guided the design of data collection instruments and will facilitate structured data analyses.

Phase B: Intervention selection

The novel prevention palette method will be used to select interventions as part of WP3 (Figure 2). The palette lists tobacco and AP exposure prevention strategies proven to be (cost)effective, based on the WHO ‘best buys’,³⁰ FCTC MPOWER measures,³¹ WHO global action plan for prevention and control of NCDs¹⁰ and relevant literature.³²⁻³⁴ Each country must implement at least one of three core interventions (Figure 2) complemented by additional interventions based on local needs. A detailed description of these interventions can be found in Supplementary Table 3. The chosen interventions will form the FA4Life prevention package and will be adapted in close collaboration with the local FA4Life team. Context-specific implementation strategies will be developed, drawing on the Expert Recommendations for Implementing Change (ERIC) project.³⁵

Figure 2 . FA4Life Prevention palette and a short description of the FA4Life Core interventions



Phase C: Intervention implementation, evaluation, and adaptation

The implementation and evaluation of the prevention packages will be done as part of *WP4*. The evidence-based tool of Proctor et al. (2013) will be used to prepare and plan for implementation.³⁶ Outcomes of implementation success will be evaluated and categorised into the RE-AIMS framework domains in *WP5*.³⁷ *Reach* and *Effectiveness* will be measured at the level of adolescents; *Adoption*, *Implementation* and *Maintenance/Sustainability* on the provider level. Local teams will choose which dimensions to evaluate, including at least reach, implementation (fidelity), adoption, and one effectiveness parameter (Figure 3). Health equity indicators will be considered during the evaluation process by performing a specific subgroup analysis for vulnerable groups. Finally, *WP6* investigates both the cost-effectiveness and the affordability of the FA4LIFE prevention packages using the widely applied socio-technical allocation of resources (STAR-)approach.³⁸

Figure 3. FRESHAIR4Life outcome dimensions across RE-AIMS domains

Domains	Definitions	Outcomes	Equity indicators
Reach	Level of target population reached by intervention strategies implemented	% of intended target population reached per strategy. Focus on gender, age and socio-economic differences in population reached	Proportion (not) reached considering social dimensions/social health determinants; what can we do to improve equitable reach?
Effectiveness	Level to which strategies retain their effectiveness	<i>Tobacco</i> : knowledge about tobacco (harm) & prevention, self-report tobacco status based on GYTS, susceptibility to use tobacco (non-users) <i>AP exposure</i> : knowledge about AP exposure (harm) & prevention, self-reported exposure to AP, respiratory symptoms, exposure burden via PEM (PM 2.5)	Are effects experienced equitably across groups (divided considering social dimensions/social health determinants), and why (not); are (unintended) negative effects present?
Adoption	Proportion of potential implementers willing to initiate	% of potential implementers willing to initiate. Focus on type of provider, gender, work experience and socio-economic differences	Did adoption occur differently across groups of potential implementers (considering social dimensions/social health determinants)? Why (not)?
Implementation	Degree to which intervention strategies are implemented as intended	Fidelity = degree to which providers have implemented the strategies as intended, differentiating on content, frequency, duration and coverage	Did implementation occur differently across groups of delivery settings and providers (considering social dimensions/social health determinants)? Why (not)?
Maintenance	Degree to which intervention strategies are maintained over time	Number and % of intervention strategies continued after > 12 months of start, differentiating on content, frequency, duration and coverage	Do social determinants of health shape (in)equitable sustainability over time?
Sustainability	Cost, resources, capacity Context, culture dynamics Health equity indicators	Cost-effectiveness of the implemented intervention strategies (single) and as a FA4Life prevention package (combined) Context and culture dynamics as determinants of RE-AIMS	Do adaptation strategies applied reduce or exacerbate health inequities over time? Do all site and delivery settings have continued capacity to maintain implementation?

Support throughout each phase

We aim to make a sustainable impact by emphasising co-creation, youth advocacy, and (research) capacity building throughout the study, as addressed in *WP7* and *WP8*. Co-creation will be ensured by uniting stakeholders in FA4Life teams at each site and engaging them in the design, execution, and evaluation processes.

Youth advocacy. Youth advocates will be trained, empowered, and supported through the FA4Life Digital Advocacy Champions initiative. Several adolescents from each country will enrol in a youth advocacy course and learn about NCDs, tobacco and/or AP prevention and advocacy. After a

group consultation to understand their needs and support efforts as peer supporters and community leaders, the adolescents will prepare, launch, and promote their own social media campaign.

Teach-the-teacher. Providers (healthcare workers and educators) will be supported in delivering interventions through a teach-the-teacher approach. After establishing an international master teaching faculty, a cohort of local master teachers will be recruited and trained on tobacco and/or AP exposure prevention intervention strategies in adolescents and how to teach this curriculum to other providers.

Communication & dissemination. Risk factor-specific awareness will be raised by communicating tailored messages to target audiences on appropriate platforms (e.g., social media) and disseminating research findings to stakeholders and the general public. Eventually, all evidence, tools, and recommendations on implementing NCD prevention packages will be provided through an online, open-access FA4Life implementation toolbox on existing platforms.

RESULTS: Rapid review of tobacco (use) & AP exposure in the five FA4Life countries

This section provides the results of a rapid review of the burden of tobacco (use) and AP exposure among adolescents in the five FA4Life countries. This rapid review was conducted as the first step of the situational analysis belonging to *WP2*. A brief methods section, including aims, objectives, and search strategy for the rapid review has been provided in Text box 1.

Text box 1. Rapid review: Aim, objectives & search strategy

A rapid review was conducted to inform timely decisions regarding the choice of risk factors, target populations, and implementation sites for the FA4Life study. This type of review is defined as “a form of knowledge synthesis that accelerates the process of conducting a traditional systematic review through streamlining or omitting specific methods to produce evidence for stakeholders in a resource-efficient manner.”³⁹ We have followed the interim guidance provided by the Rapid Reviews Methods Group for reporting our methodology and data.⁴⁰

Aim

To synthesise evidence on tobacco (use) and AP exposure among adolescents in the five FA4Life countries, aiming to establish a strong foundation for informed decision-making concerning risk factors, target populations, and implementation sites.

Objectives

- Compare the burden of tobacco (use) and AP exposure within and between the participating countries;
- Identify at-risk adolescents in terms of age, gender, socioeconomic status, and other related correlates;
- Determine regions (i.e., urban or rural) within countries with significantly high burdens of tobacco (use) and AP exposure;
- Provide insights and recommendations for decision-making regarding risk factors (i.e., tobacco use and/or AP exposure), target populations, and implementation sites.

Search strategy

We identified and assessed various large (routine) databases that consist of tobacco and/or AP data (e.g., Global Health Observatory, Global Burden of Disease repository, UNICEF MICS) and most recent outcomes of (inter)national surveys, e.g., Global Adult Tobacco Survey (GATS), Global Youth Tobacco Survey (GYTS), Demographic and Health surveys (DHS), WHO STEPS Noncommunicable Disease Risk Factor Surveillance and Eurobarometer. An overview of the assessed data sources, with indications of their respective years of the most recent version per country, is provided in Supplementary Table 4.

Additionally, in March 2023, a literature search was performed in PubMed after consultation with a certified librarian for articles published between 2000 and the present, using MeSH terms, free search terms, and synonyms for "Adolescents" AND ("Tobacco use" OR "Air pollution") AND the name of the country. A full-text filter was applied. This search yielded 441 (Greece), 24 (Kyrgyz Republic), 447 (Pakistan), 158 (Romania), and 113 (Uganda) articles. Articles were considered relevant if they met the following inclusion criteria:

- 1) Data on adolescents or specific risk groups; *and*
 - a) Reported prevalence rates or related indicators of risk factor burden, *or*
 - b) Addressed potential correlates (e.g., gender, socioeconomic status, educational level) of the risk factors; *and*
- 2) Presented country-specific data, i.e., of Greece, the Kyrgyz Republic, Pakistan, Romania and/or Uganda.

Title and abstract screening, full-text assessment, and data-extraction were performed by two researchers. A total of 30 (Greece), 7 (Kyrgyz Republic), 33 (Pakistan), 20 (Romania), and 24 (Uganda) articles were used for

this review. Due to time constraints, dual screening, quality verification, or a systematic risk-of-bias assessment of publications were not undertaken.

Table 2 provides data retrieved from similar sources (e.g., from databases and outcomes of international surveys), enabling cross-country comparisons. To contextualise the presented data, we provide an ancillary narrative summary based on identified common or notable factors (e.g., social, contextual) extracted from the literature.

Table 2. Overview of tobacco (use) and AP exposure among male and female adolescents in the five FA4Life countries

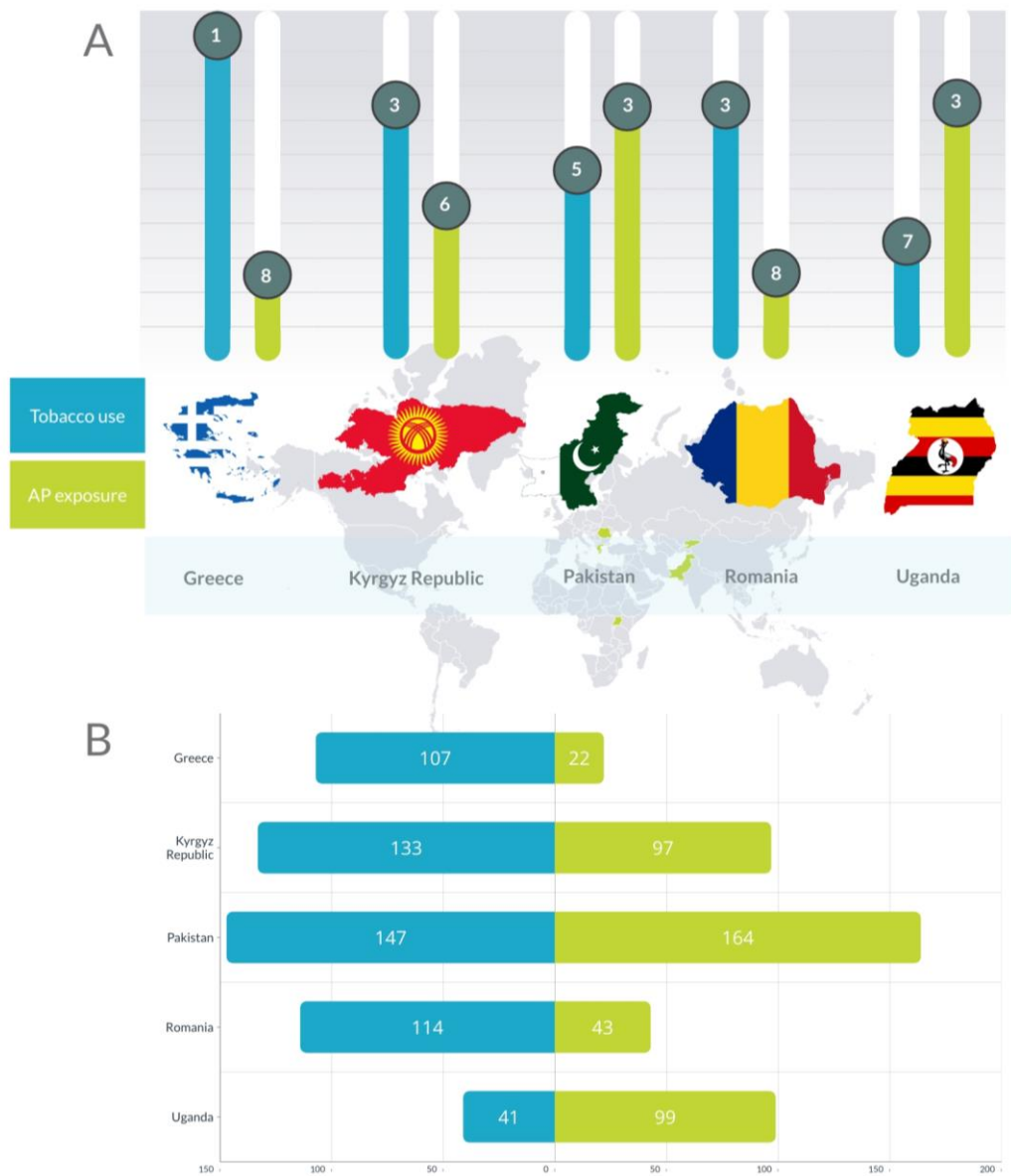
	Greece		Kyrgyz Republic		Pakistan		Romania		Uganda	
Tobacco use / exposure										
NCD death rate per 100.000 (age-standardised)⁴¹ (male female)	107		133		147		114		41.4	
	169	55.3	255	48.3	231	60.7	192	52.8	70.4	20.6
Tobacco use prevalence (current), adolescents 13-15 years (%)⁴² (male female)	14.1		6.0		10.7		14.6		10.5	
	15.7	12.5	9.5	2.4	13.3	6.6	16.4	12.5	11.7	9.4
Cigarettes	10.1		2.4		3.3		8.6		3.5	
	10.3	9.9	4.2	0.6	4.8	0.9	9.8	7.3	4.7	2.4
Smokeless tobacco	1.5		2.4		5.3		-		6.5	
	1.9	1.1	4.3	0.6	6.4	3.7			7.1	6.0
E-cigarettes	2.8		2.8		-		8.2		-	
	3.9	1.7	3.9	1.7			10.1	5.9		
Tobacco smoking prevalence adolescents 15-24 years, 2019 (%)⁴³ (male female)	30.4		13.8		7.01		28.4		5.55	
	36.4	30.4	23.4	3.98	11.9	1.83	34.3	22.3	7.80	3.36
Trends in smoking prevalence adolescents 15-24 years, 1990-2019 (%)⁴³ (male female)	-25		-16		-40		-14		-4.6	
	-16	-36	-23	+71	-40	-17	-27	+24	-20	+65
Age of initiation of tobacco use in the adult population (years)⁴³ (male female)	18.4		18.3		20.3		18.7		20.7	
	17.7	19.4	18.1	19.3	20.0	22.1	18.0	19.7	20.4	22.0
SHS exposure (%)⁴²										
At home	57		17		21		36		19	
Public places (indoor)	67		14		38		34		30	
Air pollution exposure										
	21.6		97.4		164		42.9		98.6	

NCD death rate per 100.000 (age-standardised)⁴¹ (male female)	28.3	15.6	124	77.7	191	135	55.3	32.7	126	79.1
Ambient air pollution	20.0		60.1		80.1		36.5		17.3	
	26.3	14.4	81.5	44.5	101	58.9	48.2	27.0	25.7	11.4
Household air pollution	0.14		33.4		76.4		6.05		80.5	
	0.15	0.13	36.7	30.4	80.5	72.1	6.48	5.51	98.6	67.3
PM2.5 annual mean concentrations ($\mu\text{g}/\text{m}^3$)⁴⁴										
National	14.6		37.6		50.1		13.3		31.3	
Urban	15.6		39.7		51.6		14.1		32.3	
Cities	16.2		38.8		53.2		14.6		39.0	
Rural	12.7		36.2		48.5		12.2		29.5	
Access to clean cooking alternatives (%)⁴⁴	100		76.6		49.3		87.7		0.50	
Proportion of population with primary reliance on polluting fuels for cooking (%)⁴⁴	0		21.8		49.3		0		99.3	
Urban	0		5.0		12.8		0		98.5	
Rural	0		31.9		71.7		0		99.7	

Comparison of Global Burden of Disease Study results

Tobacco use and AP exposure are among the ten key risk factors for death caused by NCDs in all five countries (Figure 4).⁴¹ Tobacco use is the most important risk factor in Greece, Romania and the Kyrgyz Republic, whereas AP exposure is one of the main causes of deaths in Pakistan and Uganda (Table 2 and Figure 4). The highest death rate for both risk factors is seen in Pakistan. Rates are generally higher for men than women. AP exposure is the predominant risk factor in women in the Kyrgyz Republic (AAP), Pakistan (HAP), and Uganda (HAP).⁴¹

Figure 4. a) Place of tobacco use and AP exposure in the top 10 ranking of risk factors contributing to the NCD death rate per country; b) NCD death rate per 100.000 (age-standardised) as a result of tobacco use and AP exposure per country



Tobacco use and exposure

Prevalence rates & trends. The highest prevalence rates of tobacco use are seen in adolescents from Greece and Romania (Table 2). Tobacco smoking prevalence among adolescents aged 15 – 24 years between 1990-2019 has decreased in men for all countries but increased relatively and in absolute numbers, though not significantly, for females in the Kyrgyz Republic and Uganda.⁴³ In contrast to smoking tobacco, the prevalence rates of smokeless tobacco (SLT) have only shown a marginal reduction in Pakistan (i.e. a reduction of 0.15% in women and 0.07% in men) since 1990 over

the course of 30 years.⁴⁵ This suggests that control efforts are primarily focused and/or impact smoking tobacco rather than all forms of tobacco.

Gender & age. In all countries, prevalence rates are higher for males than for females. These differences are less explicit in Greece⁴⁶⁻⁴⁹ and Romania,^{50,51} a pattern commonly observed in high-income countries.⁵² Moreover, some studies indicate even higher prevalence rates for young women in Greece.^{49,53} The low prevalence rates among women in the Kyrgyz Republic and Pakistan may be attributable to cultural norms, i.e., the social disapproval of females who smoke.^{54,55} The age of initiation ranges between 18 and 21 years old in all countries.⁴³ Remarkably, despite this age in Pakistan being almost the highest amongst the five countries, the age of initiation among adolescents is considerably low (40% initiate tobacco use <10 years of age).⁴²

Socioeconomic status (SES) & education. Tobacco use is common among lower socioeconomic groups in Pakistan⁵⁶ (DHS 2018, UNICEF MICS 2019-2020) and Uganda⁵⁷⁻⁵⁹ (DHS 2016), less pronounced in Greece^{60,61} and Romania.^{62,63} The Kyrgyz Republic forms an exception, where higher wealth and education correlate with increased cigarette use; however, SLT is more common among the less educated (DHS 2012). A lack of knowledge on the adverse health effects of tobacco,⁶⁴⁻⁶⁹ low health literacy,^{70,71} and illiteracy in general,⁷²⁻⁷⁴ play an important role in tobacco use. The latest GYTS results show that the percentage of adolescents that are educated about the dangers of tobacco at school ranges from merely 50% in Pakistan to 77% in Uganda.⁴²

Risk factors. Frequently associated correlates of tobacco use that are applicable in all countries include parents, siblings and/or friends who use tobacco,^{47,50,60,72,75-88} a low educational level of the parents,^{80,89} risky concomitant behaviours such as alcohol^{53,57,65,90-94} and drug use⁹⁵ and the existence of negative emotions and psychological symptoms.⁹⁶⁻¹⁰⁰ Obesity or being overweight is frequently associated with tobacco use in Romania and Uganda¹⁰¹⁻¹⁰³ and is inversely correlated in Greece, especially in females.^{104,105} Interestingly, females in Greece,¹⁰⁶ Romania¹⁰⁷, and Pakistan⁶⁷ believe that tobacco use contributes to weight control.

Geography. Pakistan (GATS 2014, DHS 2018) and Uganda (GATS 2013, DHS 2016) have higher rates of tobacco use in rural areas. However, men in these countries tend to live in urban areas.^{56,58} No significant differences are known in Romania.¹⁰⁸ In Greece, students in (semi-)urban areas smoke more often than students in rural areas.^{53,60} The largest proportion of tobacco users in the Kyrgyz Republic live in urban areas (i.e., Bishkek and Osh) and the Chûy region in particular (DHS 2012).

Forms of tobacco products. In Greece and Romania, conventional cigarettes are the predominant form of tobacco. Among adolescents in Pakistan and Uganda, SLT is the most popular,

with similar prevalence rates observed in the Kyrgyz Republic (Table 2). Risk factors for SLT are similar to other forms of tobacco use.^{109,110} In Pakistan, especially women use SLT;¹¹¹⁻¹¹³ in adolescents, up to 54% of tobacco users consume SLT.¹¹² Heat-not-burn products (HTPs) and Electronic Nicotine Delivery Systems (ENDS) like e-cigarettes and vapes are emerging as smoking alternatives. Studies in Greece,^{76,114,115} Romania^{86,116-120} and Pakistan¹²¹⁻¹²³ indicate a greater susceptibility among younger individuals, a strong association with conventional tobacco use, and the belief that these alternatives are less harmful and assist in smoking cessation. Waterpipe, also known as shisha or hookah, is mainly popular among youth in Pakistan,¹²⁴⁻¹²⁷ the Kyrgyz Republic¹²⁸ and Uganda,¹²⁹ and is often used for the same reasons as HTPs/ENDS.

Second-hand smoke (SHS) exposure. Greek adolescents exhibit the highest exposure to SHS (Table 2) and the lowest support (56%) for prohibiting smoking in outdoor public places, despite the highest knowledge on SHS health risks of all five countries (77%).⁴² A study in Uganda shows high support for prohibiting smoking in outdoor public places (up to 99%), associated with higher education, awareness of SHS harm, a smoke-free home, and exposure to antismoking media.¹³⁰ Knowledge of SHS health risks among adolescents is lowest in Romania and Uganda (55-57%).⁴² SHS exposure was more common in rural households compared to urban in Pakistan^{131,132} and Uganda.^{133,134}

Smoking cessation. Approximately 60% of adolescents between 13-15 years old tried to quit smoking in the past 12 months, with Uganda as an exception with a rate of 93%.⁴² A notable difference is seen in the proportion of adolescents receiving help for smoking cessation in Greece and Romania (12-14%) compared to the other countries (30%).⁴²

Air pollution exposure

All countries exhibited significantly high concentrations of fine particulate matter (PM_{2.5}), a standard proxy indicator for AP, above the WHO air quality guideline level of 5 µg/m³ (Table 2). This is especially the case in the Kyrgyz Republic, Pakistan, and Uganda. AAP is the predominant risk factor in Pakistan, HAP in Uganda, and both AAP and HAP in the Kyrgyz Republic.⁴¹

Ambient AP. According to IQ Air, Pakistan was the third most polluted country in the world between 2018-2022,¹³⁵ with all of its inhabitants living in areas where the exposure levels exceed the WHO guideline.¹³⁶ Here, AP exposure is the leading risk factor for all-cause, all-age mortality among both sexes.¹³⁷ In the Kyrgyz Republic, the average annual PM pollution has tremendously increased.¹³⁸ Most AAP originates from vehicular emissions and domestic heating, the latter contributing to deteriorating exposure levels in winter due to increased biomass burning. A study involving 4100

students in Pakistan demonstrated considerable adverse effects on both physical and psychological health due to AP.¹³⁹ Additionally, AP was identified as a significant predictor of hospital visits for respiratory health symptoms in Pakistan,^{140,141} Romania,^{142,143} and Greece.¹⁴⁴⁻¹⁴⁶ In Greece, adverse (health) consequences of desert dust storms are recently receiving increased academic attention.^{144,147} A limited number of Ugandan studies considered AAP. However, a recent study conducted in Kampala revealed increased AP exposure levels, which exhibited an independent association with atherosclerotic disease in HIV-positive adolescents.¹⁴⁸

Household AP. Merely 0.5% of the Ugandan population has access to cleaner cooking alternatives. Solid fuel use is also still common in Pakistan and the Kyrgyz Republic (Table 2), mainly in rural areas, and is often associated with lower SES and low education (UNICEF MICS 2018, 2019-2020). Previous FRESH AIR studies have shown significant exposure to HAP and high prevalence rates of COPD in rural communities in the Kyrgyz Republic and Uganda.^{149,150} Additionally, in Uganda, HAP was independently associated with asthma and persistent (childhood) cough.¹⁵¹⁻¹⁵³ Women and children are mostly exposed to HAP.^{154,155} Notably, a retrospective study in Ugandan lung cancer patients shows that patients are mainly female never-smokers.¹⁵⁶ Solid fuels are still used in Greece and Romania despite available alternatives. In Romania, approximately a quarter of the children have an iron stove in their bedroom, and the same proportion of homes have fireplaces.¹⁵⁷ Results from FRESH AIR in Greece showed that 61% of rural households used solid fuel for heating, resulting in PM2.5 levels exceeding WHO guidelines.⁵⁴ Half of the households owned clean fuel devices, but their usage depended on financial reasons and was influenced by Greece's austerity measures.¹⁵⁸

Decisions on risk factors, adolescent populations, and implementation sites

In conclusion, this rapid review established a strong foundation for decision-making regarding risk factors, at-risk adolescents, and implementation sites in each participating country. It shows that significant disparities exist in the burden of risk factors across and within countries. As expected, high-income countries primarily face behavioural risk factors, like tobacco use, while LMICs increasingly face AP as an environmental issue. Both risk factors rank among the leading causes of NCD mortality in all five countries. Tobacco use is a prevalent concern in scientific literature, particularly in high-prevalence countries, whereas studies on AP are still limited despite its severity, as indicated by recent air quality measurements. Amid the context of climate change, there is a growing interest in AP and its impact on human health (planetary health). This growing interest has increased academic output on this topic in Pakistan but remains scarce in the Kyrgyz Republic.

Risk stratification to identify adolescents at risk is challenging due to a lack of comparability between local studies regarding populations, regions, and associated risk factors. Our literature search often

reported inconsistent findings of at-risk adolescents, burdened areas, and other potential correlates. Moreover, the scarce available evidence for specific risk factors in certain countries (e.g., the influence of SES on tobacco use in the Kyrgyz Republic), and relatively overrepresented study areas (e.g., Lahore and Karachi in Pakistan), make it difficult to draw conclusions. Additionally, while the burden on women appears less than that for men, it is essential to recognise the narrowing gap in tobacco use prevalence between genders and the disproportionate impact of HAP on women's health. While evolving trends may not be fully evident yet, it is imperative to proactively implement preventive interventions to avert potential escalation in future numbers for both genders equally. What stands out, however, is the double burden of tobacco (use) and AP exposure faced by low SES populations.

Considering all these factors, we have adopted a broad scope, including diverse adolescents (e.g., in terms of gender, age and SES) and regions (Supplementary Table 5). Both tobacco (use) and AP exposure are prevalent and pose challenging problems across all five countries. Therefore, we will include both risk factors for the in-depth situational analysis (step 2 of *WP2*) in all study sites. Only in Uganda, where AP causes a disproportionate burden compared to tobacco use and the cultural unacceptability of tobacco complicates thorough research, will the primary focus be on investigating AP. To ensure representativeness, the research will encompass both urban and semi-urban or rural areas, as risk factors are often unevenly distributed between these regions. Urban areas have been selected as starting points due to feasibility, safety, familiarity, existing connections in the population, and available monetary and human resources. Leveraging existing networks makes this approach the most favourable option for the study.

DISCUSSION: FRESHAIR4Life's next steps and implications

Building upon the knowledge, experiences, and capacity acquired from prior FRESH AIR projects, FRESHAIR4Life continues its efforts to combat NCDs in disadvantaged populations globally. Previous FRESH AIR research contributed significantly to increased awareness, improved diagnosis, and recognition of chronic (lung) diseases in low-resource settings while pioneering the implementation scope.²² The high burden of NCDs, with tobacco use and AP exposure as major contributors, underscores the urgent need for prevention in disadvantaged populations. This need formed the foundational rationale of FRESHAIR4Life. Initiating preventive interventions during adolescence was considered an optimal window of opportunity.

This research will place a strong emphasis on the implementation of evidence-based interventions on a small scale in a variety of contexts. In harmony with the principles of implementation science, each WP is designed on widely accepted frameworks and theories. Crucial in implementation science is an understanding of the context. To that end, the rapid review has provided a strong foundation for decision-making on implementation sites and populations as an important first step. In these implementation sites, an in-depth situational analysis will be conducted together with local teams and the involvement of stakeholders. The selected interventions will then be implemented through existing local networks, as we recognise that effective and sustainable implementation can only be achieved with collaborative, multi-level, and transdisciplinary efforts. Importantly, we will adapt existing, evidence-based interventions as recommended by the WHO instead of developing new interventions from scratch.

FRESH AIR's strength, and therefore pre-eminence in this new study lie in its co-creation and capacity building with a strong bottom-up approach. On that account, community engagement and soliciting stakeholder support are considered vital.¹⁵⁹ Participatory research, especially in adolescents, offers an excellent opportunity to increase this engagement.¹⁶⁰ Hence, we pursue adapting to adolescents' engagement with digital tools and social media by incorporating *Photovoice* as a method in our situational analysis and using (social) media platforms in our communication and dissemination strategies. To ensure capacity building on the provider and stakeholder side, the teach-the-teacher approach has proven successful in various studies, including previous FRESH AIR projects.²² Finally, a multifaceted communication and dissemination strategy will promote upscaling, reaching broader audiences, and maximising impact.

Our study's structured project approach applies to all five countries, ensuring comparability while allowing content-level adjustments to suit specific contexts. Within the diverse range of populations across countries, each with eminent cultures, beliefs, and practices, our objective is to identify

similarities and overarching strategies. By doing so, we strive to create solutions that can be extrapolated and applied effectively in various other settings worldwide.

Ultimately, we expect that the outcomes of FA4Life will lead to:

- Improved knowledge, awareness, and healthy behaviours of adolescents and families relevant to NCD prevention;
- Establishment of (improved) local health policies on NCD (risk) prevention, specifically on tobacco and AP exposure, in adolescents;
- Improved capacity of providers, managers, and policymakers to promote, implement, and lead NCD prevention;
- Integration of FA4LIFE results and tools in local guidelines and quality frameworks;
- Implementation knowledge, resources, and tools to support researchers, providers, managers, and other relevant (community) stakeholders to develop, implement, and sustain NCD prevention programs;
- Reduced risk factor prevalence, leading to future reduction in premature NCD mortality.

CONSORTIA

The FRESHAIR4Life collaborators

Alina A Agha, Javeria Akhter, Lauren Anderson, Adriana S Antohe, DK Arvind, Mian AK Baba, Linda C Bauld, Izolde Bouloukaki, Job FM van Boven, Floor A van den Brand, Luis Carvalho, Niels Chavannes, Sergiu Chirila, Antonios Christodoulakis, Mark T Conner, Nicola Connor, Sheila Garcia, Charlotte M Hoffman, Majid Ilim, Cristina C Isar, Marise J Kasteleyn, Wincelous Katagira, Amina Khan, Bruce J Kirenga, Rianne MJJ van der Kleij, Julia M van Koeveringe, Theodoros Krasanakis, Natalia Liagka, Maamed Mademilov, Rebecca Nantanda, Andrea E Neculau, Catalina Panaitescu, Hilary Pinnock, Maarten J Postma, Pippa D Powell, Hannah G van Riswijk, Hugo Rojas, Onno CP van Schayck, Faraz Siddiqui, Jurjen van der Schans, Kamran Siddiqi, Talant Sooronbaev, Polina Starchenko, Aizhamal Tabyshova, Ioanna Tsiligianni, Anke Versluis, Saima Saeed, Simon Walusimbi, Siân Williams.

AUTHOR CONTRIBUTIONS

CH performed the rapid review and wrote the manuscript. RK is the principal investigator of the FRESHAIR4Life project. SC, BK, AK, SA, TS and IT are national lead investigators. DA, LB, FB, NC, HP, PP, JS, KS, SW are the work packages leads. Together these investigators designed the project. NC advised throughout the first research phase. RK and AV provided advice at multiple versions of the manuscript. All authors gave input to the manuscript and approved the final version. On behalf of the FRESHAIR4Life collaborators.

ACKNOWLEDGEMENTS

This study is funded by Horizon Europe under the Global Alliance for Chronic Diseases (GACD) Life Course Research Programme, grant number 101095461. UK participants are supported by UKRI grant numbers 10063681, 10060974 and 10064407 as part of the call for NCD prevention in adolescents. The funders had no role in study design, data collection, data analysis, data interpretation, or writing of the report.

COMPETING INTERESTS

All authors declare no financial or non-financial competing interests.

DATA AVAILABILITY

Data sharing is not applicable to this article as no new datasets were generated or analysed during the current study.

REFERENCES

- 1 NCD Countdown 2030: worldwide trends in non-communicable disease mortality and progress towards Sustainable Development Goal target 3.4. *Lancet* **392**, 1072-1088, doi:10.1016/s0140-6736(18)31992-5 (2018).
- 2 Di Cesare, M. *et al.* Inequalities in non-communicable diseases and effective responses. *Lancet* **381**, 585-597, doi:10.1016/s0140-6736(12)61851-0 (2013).
- 3 Licher, S. *et al.* Lifetime risk and multimorbidity of non-communicable diseases and disease-free life expectancy in the general population: A population-based cohort study. *PLoS Med* **16**, e1002741, doi:10.1371/journal.pmed.1002741 (2019).
- 4 Prüss-Ustün, A. *et al.* Environmental risks and non-communicable diseases. *BMJ* **364**, l265, doi:10.1136/bmj.l265 (2019).
- 5 World Health Organization (WHO). *Tobacco*, <<https://www.who.int/news-room/fact-sheets/detail/tobacco>> (2023).
- 6 Lee, S., Ling, P. M. & Glantz, S. A. The vector of the tobacco epidemic: tobacco industry practices in low and middle-income countries. *Cancer Causes Control* **23 Suppl 1**, 117-129, doi:10.1007/s10552-012-9914-0 (2012).
- 7 World Health Organization (WHO). *Noncommunicable Diseases and Air Pollution*, <[https://www.who.int/news-room/fact-sheets/detail/ambient-\(outdoor\)-air-quality-and-health](https://www.who.int/news-room/fact-sheets/detail/ambient-(outdoor)-air-quality-and-health)> (2019).
- 8 World Health Organization (WHO). *Household air pollution*, <<https://www.who.int/news-room/fact-sheets/detail/household-air-pollution-and-health#:~:text=Household%20air%20pollution%20was%20responsible,6.7%20million%20pre-mature%20deaths%20annually.>> (2022).
- 9 World Health Organization (WHO). *Noncommunicable diseases*, <<https://www.who.int/news-room/fact-sheets/detail/noncommunicable-diseases>> (2013).
- 10 World Health, O. *Global action plan for the prevention and control of noncommunicable diseases 2013-2020*. iii, 103 p. (World Health Organization, 2013).
- 11 Allen, L. N. *et al.* Evaluation of research on interventions aligned to WHO 'Best Buys' for NCDs in low-income and lower-middle-income countries: a systematic review from 1990 to 2015. *BMJ Glob Health* **3**, e000535, doi:10.1136/bmjgh-2017-000535 (2018).
- 12 Philip, P. M., Kannan, S. & Parambil, N. A. Community-based interventions for health promotion and disease prevention in noncommunicable diseases: A narrative review. *J Educ Health Promot* **7**, 141, doi:10.4103/jehp.jehp_145_18 (2018).
- 13 Akseer, N. *et al.* Non-communicable diseases among adolescents: current status, determinants, interventions and policies. *BMC Public Health* **20**, 1908, doi:10.1186/s12889-020-09988-5 (2020).
- 14 World Health Organization (WHO). *Global Accelerated Action for the Health of Adolescents (AA-HA!): Guidance to Support Country Implementation*. (2017).
- 15 Garnett, B. *et al.* Participatory Survey Data Analysis as Catalyst for Empowering Youth as School Health Change Agents. *Health Promot Pract* **20**, 483-488, doi:10.1177/1524839919849029 (2019).
- 16 Tohi, M., Bay, J. L., Tu'akoi, S. & Vickers, M. H. The Developmental Origins of Health and Disease: Adolescence as a Critical Lifecourse Period to Break the Transgenerational Cycle of NCDs-A Narrative Review. *Int J Environ Res Public Health* **19**, doi:10.3390/ijerph19106024 (2022).
- 17 Watkins, D. *et al.* Investing in non-communicable disease risk factor control among adolescents worldwide: a modelling study. *BMJ Glob Health* **4**, e001335, doi:10.1136/bmjgh-2018-001335 (2019).
- 18 Armocida, B. *et al.* Burden of non-communicable diseases among adolescents aged 10-24 years in the EU, 1990-2019: a systematic analysis of the Global Burden of Diseases Study 2019. *Lancet Child Adolesc Health* **6**, 367-383, doi:10.1016/s2352-4642(22)00073-6 (2022).

- 19 Lobb, R. & Colditz, G. A. Implementation science and its application to population health. *Annu Rev Public Health* **34**, 235-251, doi:10.1146/annurev-publhealth-031912-114444 (2013).
- 20 Donohue, J. F. *et al.* Bridging the "Know-Do" Gaps in Five Non-Communicable Diseases Using a Common Framework Driven by Implementation Science. *J Health Leadersh* **15**, 103-119, doi:10.2147/jhl.S394088 (2023).
- 21 Yapa, H. M. & Bärnighausen, T. Implementation science in resource-poor countries and communities. *Implementation Science* **13**, 154, doi:10.1186/s13012-018-0847-1 (2018).
- 22 International Primary Care Respiratory Group (IPCRG). *FRESH AIR*, <<https://www.ipcr.org/freshair>> (
- 23 Mapp, K. L., & Kuttner, P.J., . Partners in Education: A Dual Capacity-Building Framework for Family-School Partnerships. *SEDL* (2013).
- 24 World Bank. *World Development Indicators*, <<https://data.worldbank.org/indicator>> (
- 25 United Nations. *World Population Prospects 2022*.
- 26 Pinnock, H. *et al.* Standards for Reporting Implementation Studies (StaRI) Statement. *Bmj* **356**, i6795, doi:10.1136/bmj.i6795 (2017).
- 27 Beebe, J. *Rapid Assessment Process: An Introduction*. (2001).
- 28 Wang, C. & Burris, M. A. Photovoice: concept, methodology, and use for participatory needs assessment. *Health Educ Behav* **24**, 369-387, doi:10.1177/109019819702400309 (1997).
- 29 Arvind, D. K., Mann, J., Bates, A. & Kotsev, K. in *2016 Euromicro Conference on Digital System Design (DSD)*. 207-214.
- 30 World Health, O. Tackling NCDs: 'best buys' and other recommended interventions for the prevention and control of noncommunicable diseases. (World Health Organization, Geneva, 2017).
- 31 World Health Organization (WHO). *The MPOWER measures*, <<https://www.who.int/initiatives/mpower>> (
- 32 McWilliams, L., Bellhouse, S., Yorke, J., Lloyd, K. & Armitage, C. J. Beyond "planning": A meta-analysis of implementation intentions to support smoking cessation. *Health Psychol* **38**, 1059-1068, doi:10.1037/hea0000768 (2019).
- 33 Conner, M. & Higgins, A. R. Long-term effects of implementation intentions on prevention of smoking uptake among adolescents: a cluster randomized controlled trial. *Health Psychol* **29**, 529-538, doi:10.1037/a0020317 (2010).
- 34 David, W. *et al.* Investing in non-communicable disease risk factor control among adolescents worldwide: a modelling study. *BMJ Global Health* **4**, e001335, doi:10.1136/bmjgh-2018-001335 (2019).
- 35 Powell, B. J. *et al.* A refined compilation of implementation strategies: results from the Expert Recommendations for Implementing Change (ERIC) project. *Implementation Science* **10**, 21, doi:10.1186/s13012-015-0209-1 (2015).
- 36 Proctor, E. K., Powell, B. J. & McMillen, J. C. Implementation strategies: recommendations for specifying and reporting. *Implementation Science* **8**, 139, doi:10.1186/1748-5908-8-139 (2013).
- 37 Glasgow, R. E. *et al.* RE-AIM Planning and Evaluation Framework: Adapting to New Science and Practice With a 20-Year Review. *Frontiers in Public Health* **7**, doi:10.3389/fpubh.2019.00064 (2019).
- 38 The Health Foundation. *Star: A tool for commissioners*, <<https://www.health.org.uk/funding-and-partnerships/programmes/star-a-tool-for-commissioners>> (
- 39 Hamel, C. *et al.* Defining Rapid Reviews: a systematic scoping review and thematic analysis of definitions and defining characteristics of rapid reviews. *J Clin Epidemiol* **129**, 74-85, doi:10.1016/j.jclinepi.2020.09.041 (2021).

- 40 Garritty, C. *et al.* Cochrane Rapid Reviews Methods Group offers evidence-informed guidance to conduct rapid reviews. *J Clin Epidemiol* **130**, 13-22, doi:10.1016/j.jclinepi.2020.10.007 (2021).
- 41 Institute for Health Metrics and Evaluation (IHME). *GBD Results 2019*, <<https://vizhub.healthdata.org/gbd-results/>> (2020).
- 42 World Health Organization. *Global Youth Tobacco Survey*, <<http://www.who.int/tobacco/surveillance/gyts/en/>> (2023).
- 43 Reitsma, M. B. *et al.* Spatial, temporal, and demographic patterns in prevalence of smoking tobacco use and initiation among young people in 204 countries and territories, 1990-2019. *Lancet Public Health* **6**, e472-e481, doi:10.1016/s2468-2667(21)00102-x (2021).
- 44 World Health Organization. *Global Health Observatory data repository*, <<https://www.who.int/data/gho>> (2021).
- 45 Kendrick, P. J. *et al.* Spatial, temporal, and demographic patterns in prevalence of chewing tobacco use in 204 countries and territories, 1990-2019: a systematic analysis from the Global Burden of Disease Study 2019. *The Lancet Public Health* **6**, e482-e499, doi:10.1016/S2468-2667(21)00065-7 (2021).
- 46 Gallus, S. *et al.* Who Smokes in Europe? Data From 12 European Countries in the TackSHS Survey (2017-2018). *J Epidemiol* **31**, 145-151, doi:10.2188/jea.JE20190344 (2021).
- 47 Vasilopoulos, A., Gourgoulialis, K., Hatzoglou, C. & Roupa, Z. Juvenile (age 13-18) smoking incidence determinants in Greece. *Int J Nurs Pract* **21**, 550-555, doi:10.1111/ijn.12233 (2015).
- 48 Papathanasiou, G. *et al.* Association of high blood pressure with body mass index, smoking and physical activity in healthy young adults. *Open Cardiovasc Med J* **9**, 5-17, doi:10.2174/1874192401509010005 (2015).
- 49 Nikolakopoulou, N. M. Prevalence of smoking among Greek students: a short report. *Int J Adolesc Med Health* **20**, 283-284 (2008).
- 50 Albert-Lőrincz, E., Paulik, E., Szabo, B., Foley, K. & Gasparik, A. I. Adolescent smoking and the social capital of local communities in three counties in Romania. *Gaceta Sanitaria* **33**, 547-553, doi:<https://doi.org/10.1016/j.gaceta.2018.05.009> (2019).
- 51 Petrelli, F., Scuri, S., Tanzi, E., Nguyễn, T. T. C. & Grappasonni, I. Lifestyles and discomfort in a sample of young Romanian students. *J Prev Med Hyg* **59**, E230-e235, doi:10.15167/2421-4248/jpmh2018.59.3.985 (2018).
- 52 World Health, O. *WHO report on the global tobacco epidemic, 2021: addressing new and emerging products*. 210 p. (World Health Organization, 2021).
- 53 Garoufi, A. *et al.* Associations between obesity, adverse behavioral patterns and cardiovascular risk factors among adolescent inhabitants of a Greek island. *Journal of Pediatric Endocrinology and Metabolism* **30**, 445-454, doi:10.1515/jpem-2016-0134 (2017).
- 54 Brakema, E. A. *et al.* Mapping low-resource contexts to prepare for lung health interventions in four countries (FRESH AIR): a mixed-method study. *The Lancet Global Health* **10**, e63-e76, doi:10.1016/s2214-109x(21)00456-3 (2022).
- 55 Hussain, M. A. *et al.* The Role of Neighborhood Environment in Promoting Risk Factors of Cardiovascular Disease among Young Adults: Data from Middle to High Income Population in an Asian Megacity. *PLOS ONE* **10**, e0124827, doi:10.1371/journal.pone.0124827 (2015).
- 56 Zubair, F., Husnain, M. I. U., Zhao, T., Ahmad, H. & Khanam, R. A gender-specific assessment of tobacco use risk factors: evidence from the latest Pakistan demographic and health survey. *BMC Public Health* **22**, doi:10.1186/s12889-022-13574-2 (2022).
- 57 Asiki, G. *et al.* A prospective study of trends in consumption of cigarettes and alcohol among adults in a rural Ugandan population cohort, 1994-2011. *Tropical Medicine & International Health* **20**, 527-536, doi:<https://doi.org/10.1111/tmi.12451> (2015).

- 58 Achia, T. N. O. Tobacco Use and Mass Media Utilization in Sub-Saharan Africa. *PLOS ONE* **10**, e0117219, doi:10.1371/journal.pone.0117219 (2015).
- 59 Murphy, G. A. V. *et al.* Sociodemographic distribution of non-communicable disease risk factors in rural Uganda: a cross-sectional study. *International Journal of Epidemiology* **42**, 1740-1753, doi:10.1093/ije/dyt184 (2013).
- 60 Spyrtatos, D. G. *et al.* Smoking among adolescents in Northern Greece: a large cross-sectional study about risk and preventive factors. *Subst Abuse Treat Prev Policy* **7**, 38, doi:10.1186/1747-597x-7-38 (2012).
- 61 Panagiotakos, D. B. *et al.* The effect of clinical characteristics and dietary habits on the relationship between education status and 5-year incidence of cardiovascular disease: the ATTICA study. *Eur J Nutr* **47**, 258-265, doi:10.1007/s00394-008-0720-0 (2008).
- 62 Koutra, K. *et al.* Social Capital, Perceived Economic Affluence, and Smoking During Adolescence: A Cross-Sectional Study. *Subst Use Misuse* **52**, 240-250, doi:10.1080/10826084.2016.1225093 (2017).
- 63 Kaleta, D., Usidame, B., Dziankowska-Zaborszczyk, E. & Makowiec-Dąbrowska, T. Socioeconomic Disparities in Age of Initiation and Ever Tobacco Smoking: Findings from Romania. *Cent Eur J Public Health* **23**, 299-305, doi:10.21101/cejph.a4067 (2015).
- 64 Vardavas, C. I., Kondilis, B. K., Patelarou, E., Akrivos, P. D. & Falagas, M. E. Health literacy and sources of health education among adolescents in Greece. *Int J Adolesc Med Health* **21**, 179-186, doi:10.1515/ijamh.2009.21.2.179 (2009).
- 65 Stickley, A. *et al.* Smoking status, nicotine dependence and happiness in nine countries of the former Soviet Union. *Tobacco Control* **24**, 190, doi:10.1136/tobaccocontrol-2014-052092 (2015).
- 66 Roberts, B. *et al.* Knowledge of the health impacts of smoking and public attitudes towards tobacco control in the former Soviet Union. *Tob Control* **22**, e12, doi:10.1136/tobaccocontrol-2011-050249 (2013).
- 67 Bhanji, S., Andrades, M., Taj, F. & Khuwaja, A. K. Factors related to knowledge and perception of women about smoking: a cross sectional study from a developing country. *BMC Women's Health* **11**, 16, doi:10.1186/1472-6874-11-16 (2011).
- 68 Minhas, H. M. & Rahman, A. Prevalence, patterns and knowledge of effects on health of smoking among medical students in Pakistan. *East Mediterr Health J* **15**, 1174-1179 (2009).
- 69 Polanska, K., Znyk, M. & Kaleta, D. Susceptibility to tobacco use and associated factors among youth in five central and eastern European countries. *BMC Public Health* **22**, 72, doi:10.1186/s12889-022-12493-6 (2022).
- 70 Vozikis, A., Drivas, K. & Milioris, K. Health literacy among university students in Greece: determinants and association with self-perceived health, health behaviours and health risks. *Arch Public Health* **72**, 15, doi:10.1186/2049-3258-72-15 (2014).
- 71 Ogbodo, S. C. & Onyekwum, C. A. Social determinants of health, religiosity, and tobacco use in sub-Saharan Africa: evidence from the global adult tobacco surveys in seven countries. *Journal of Public Health*, doi:10.1007/s10389-023-01882-9 (2023).
- 72 Nisar, N., Billoo, N. & Gadit, A. A. Pattern of tobacco consumption among adult women of low socioeconomic community Karachi, Pakistan. *J Pak Med Assoc* **55**, 111-114 (2005).
- 73 Nasir, K. & Rehan, N. Epidemiology of cigarette smoking in Pakistan. *Addiction* **96**, 1847-1854, doi:<https://doi.org/10.1046/j.1360-0443.2001.9612184714.x> (2001).
- 74 Alam, A. Y. *et al.* Investigating socio-economic-demographic determinants of tobacco use in Rawalpindi, Pakistan. *BMC Public Health* **8**, 50, doi:10.1186/1471-2458-8-50 (2008).
- 75 Tsitsimpikou, C. *et al.* Health risk behaviors among high school and university adolescent students. *Exp Ther Med* **16**, 3433-3438, doi:10.3892/etm.2018.6612 (2018).
- 76 Fotiou, A., Kanavou, E., Stavrou, M., Richardson, C. & Kokkevi, A. Prevalence and correlates of electronic cigarette use among adolescents in Greece: a preliminary cross-sectional

- analysis of nationwide survey data. *Addict Behav* **51**, 88-92, doi:10.1016/j.addbeh.2015.07.021 (2015).
- 77 Lazuras, L. Normative influences on intentions to smoke among Greek adolescents: the moderating role of smoking status. *Tob Induc Dis* **12**, 5, doi:10.1186/1617-9625-12-5 (2014).
- 78 Hassandra, M. *et al.* Predicting students' intention to smoke by theory of planned behaviour variables and parental influences across school grade levels. *Psychology & Health* **26**, 1241-1258, doi:10.1080/08870446.2011.605137 (2011).
- 79 Sichletidis, L. T., Chloros, D. A., Tsiotsios, A. I. & Spyrtatos, D. G. Prevalence and risk factors for initiation of smoking in Greek high-school students. *Int J Environ Res Public Health* **6**, 971-979, doi:10.3390/ijerph6030971 (2009).
- 80 Sami, N., Noorani, S. S., Lakhani, L. S., Ghouse, A. & Valliani, S. Smoking practices and nicotine dependence among adolescents in Pakistan. *J Pak Med Assoc* **63**, 1260-1265 (2013).
- 81 Rozi, S., Butt, Z. A. & Akhtar, S. Correlates of cigarette smoking among male college students in Karachi, Pakistan. *BMC Public Health* **7**, 312, doi:10.1186/1471-2458-7-312 (2007).
- 82 Aslam, S. K., Zaheer, S., Rao, S. & Shafique, K. Prevalence and determinants of susceptibility to cigarette smoking among school students in Pakistan: secondary analysis of Global Youth Tobacco Survey. *Substance Abuse Treatment, Prevention, and Policy* **9**, 10, doi:10.1186/1747-597X-9-10 (2014).
- 83 Karamat, A. *et al.* Cigarette smoking and medical students at King Edward Medical University, Lahore (Pakistan). *J Pak Med Assoc* **61**, 509-512 (2011).
- 84 Qidwai, W., Ishaque, S., Shah, S. & Rahim, M. Adolescent Lifestyle and Behaviour: A Survey from a Developing Country. *PLOS ONE* **5**, e12914, doi:10.1371/journal.pone.0012914 (2010).
- 85 Miloicov Bacean, O. C. *et al.* High School Pupils' Relationships with Their Parents, Schoolmates, and Friends, and Health-Related Risk Behaviors. *Psychol Res Behav Manag* **14**, 587-593, doi:10.2147/prbm.S306133 (2021).
- 86 Nădășan, V. *et al.* Use of electronic cigarettes and alternative tobacco products among Romanian adolescents. *Int J Public Health* **61**, 199-207, doi:10.1007/s00038-015-0774-8 (2016).
- 87 Daniel, K., Martine, C., Kyung, A. L., Nicholas, A. & Sheila, N. Changes in prevalence of tobacco use and the factors that may affect use among Uganda youth: the Global Youth Tobacco Survey (GYTS) 2007-2011. *PAMJ* **25**, doi:10.11604/pamj.2016.25.152.9991 (2016).
- 88 Mpabulungi, L. & Muula, A. S. Tobacco use among high school students in a remote district of Arua, Uganda. *Rural Remote Health* **6**, 609 (2006).
- 89 Rachiotis, G. *et al.* Prevalence and determinants of current cigarette smoking and secondhand smoking among Greek adolescents: the Global Youth Tobacco Survey (GYTS) 2013 study. *BMJ Open* **10**, e034760, doi:10.1136/bmjopen-2019-034760 (2020).
- 90 Tsiliogianni, I. G. *et al.* The association between alcohol and tobacco use among elementary and high school students in Crete, Greece. *Tob Induc Dis* **10**, 15, doi:10.1186/1617-9625-10-15 (2012).
- 91 Michalis, G. *et al.* Epidemiology of Alcohol Use in Late Adolescence in Greece and Comorbidity with Depression and Other Common Mental Disorders. *Depress Res Treat* **2019**, 5871857, doi:10.1155/2019/5871857 (2019).
- 92 Kritsotakis, G. *et al.* The relationship between smoking and convivial, intimate and negative coping alcohol consumption in young adults. *J Clin Nurs* **27**, 2710-2718, doi:10.1111/jocn.13889 (2018).
- 93 Zadarko-Domaradzka, M. *et al.* Alcohol Consumption and Risky Drinking Patterns among College Students from Selected Countries of the Carpathian Euroregion. *Biomed Res Int* **2018**, 6084541, doi:10.1155/2018/6084541 (2018).
- 94 Lotrean, L. M., Kremers, S., Ionut, C. & de Vries, H. Gender differences regarding the alcohol-tobacco relationship among Romanian adolescents--a longitudinal study. *Eur J Public Health* **19**, 285-289, doi:10.1093/eurpub/ckp011 (2009).

- 95 Kuteesa, M. O. *et al.* Epidemiology of Alcohol Misuse and Illicit Drug Use Among Young People Aged 15-24 Years in Fishing Communities in Uganda. *Int J Environ Res Public Health* **17**, doi:10.3390/ijerph17072401 (2020).
- 96 Giannakopoulos, G. *et al.* Emotional, behavioural problems and cigarette smoking in adolescence: findings of a Greek cross-sectional study. *BMC Public Health* **10**, 57, doi:10.1186/1471-2458-10-57 (2010).
- 97 Stickley, A. *et al.* Smoking status, nicotine dependence and happiness in nine countries of the former Soviet Union. *Tob Control* **24**, 190-197, doi:10.1136/tobaccocontrol-2014-052092 (2015).
- 98 Asim, S. S., Ghani, S., Ahmed, M., Asim, A. & Qureshi, A. F. K. Assessing Mental Health of Women Living in Karachi During the Covid-19 Pandemic. *Frontiers in Global Women's Health* **1**, doi:10.3389/fgwh.2020.594970 (2021).
- 99 Popa, M., Bagiu, R. & Vlaicu, B. Contribution of certain individual factors and of the entourage to the heavy smoker status in Timiș County students. *Rev Med Chir Soc Med Nat Iasi* **116**, 1177-1184 (2012).
- 100 Rudatsikira, E., Muula, A. S., Siziya, S. & Twa-Twa, J. Suicidal ideation and associated factors among school-going adolescents in rural Uganda. *BMC Psychiatry* **7**, 67, doi:10.1186/1471-244X-7-67 (2007).
- 101 Wang, Q. Underweight, overweight, and tobacco use among adolescents aged 12-15 years: Evidence from 23 low-income and middle-income countries. *Tob Induc Dis* **19**, 37, doi:10.18332/tid/133932 (2021).
- 102 Peltzer, K. & Pengpid, S. Overweight and Obesity and Associated Factors among School-Aged Adolescents in Ghana and Uganda. *International Journal of Environmental Research and Public Health* **8**, 3859-3870 (2011).
- 103 Baalwa, J., Byarugaba, B. B., Kabagambe, E. K., Kabagambe, K. E. & Otim, A. M. Prevalence of overweight and obesity in young adults in Uganda. *Afr Health Sci* **10**, 367-373 (2010).
- 104 Andrie, E. K. *et al.* Psychosocial Factors and Obesity in Adolescence: A Case-Control Study. *Children (Basel)* **8**, doi:10.3390/children8040308 (2021).
- 105 Raptou, E. The Role of Snack Choices, Body Weight Stereotypes and Smoking Behavior in Assessing Risk Factors for Adolescent Overweight and Obesity. *Foods* **10**, doi:10.3390/foods10030557 (2021).
- 106 Leonidou, C., Charalambous, E., Michaelides, M. P. & Panayiotou, G. Smoking Consequences Questionnaire: Factor Structure and Invariance among Smokers and Non-Smokers. *Subst Use Misuse* **54**, 46-56, doi:10.1080/10826084.2018.1491053 (2019).
- 107 Lotrean, L. M., Mesters, I., Ionut, C. & de Vries, H. Smoking among Romanian adolescents: do the gender differences exist? *Pneumologia* **58**, 240-246 (2009).
- 108 Tee, G. H., Aris, T., Rarick, J. & Irimie, S. Social Determinants of Health and Tobacco Use in Five Low and Middle-Income Countries - Results from the Global Adult Tobacco Survey (GATS), 2011 - 2012. *Asian Pac J Cancer Prev* **17**, 1269-1276, doi:10.7314/apjcp.2016.17.3.1269 (2016).
- 109 Hussain, A., Zaheer, S. & Shafique, K. Individual, social and environmental determinants of smokeless tobacco and betel quid use amongst adolescents of Karachi: a school-based cross-sectional survey. *BMC Public Health* **17**, 913, doi:10.1186/s12889-017-4916-1 (2017).
- 110 Rozi, S. & Akhtar, S. Prevalence and predictors of smokeless tobacco use among high-school males in Karachi, Pakistan. *East Mediterr Health J* **13**, 916-924 (2007).
- 111 Iqbal, N., Irfan, M., Ashraf, N., Awan, S. & Khan, J. A. Prevalence of tobacco use among women: a cross sectional survey from a squatter settlement of Karachi, Pakistan. *BMC Research Notes* **8**, 469, doi:10.1186/s13104-015-1455-7 (2015).
- 112 Siddiqi, K. *et al.* Identification of Policy Priorities to Address the Burden of Smokeless Tobacco in Pakistan: A Multimethod Analysis. *Nicotine Tob Res* **22**, 2262-2265, doi:10.1093/ntr/ntz163 (2020).

- 113 Rafique, I. *et al.* Prevalence of risk factors for noncommunicable diseases in adults: key findings from the Pakistan STEPS survey. *East Mediterr Health J* **24**, 33-41 (2018).
- 114 Panagiotakos, D. B., Georgoulis, M., Kapetanstrataki, M. & Behrakis, P. Prevalence, patterns, and determinants of electronic cigarette and heated tobacco product use in Greece: A cross-sectional survey. *Hellenic Journal of Cardiology* **70**, 10-18, doi:<https://doi.org/10.1016/j.hjc.2023.01.002> (2023).
- 115 Soteriades, S. *et al.* Prevalence of Electronic Cigarette Use and its Determinants among 13-to-15-Year-Old Students in Greece: Results from the 2013 Global Youth Tobacco Survey (GYTS). *Int J Environ Res Public Health* **17**, doi:10.3390/ijerph17051671 (2020).
- 116 Tudor, T. E. & Lotrean, L. M. Opinions and Practices Regarding Electronic Cigarette Use among Middle School Students from Rural Areas of Romania. *Int J Environ Res Public Health* **19**, doi:10.3390/ijerph19127372 (2022).
- 117 Chirila, S., Antohe, A., Isar, C., Panaitescu, C. & Malpass, A. Romanian young adult perceptions on using heated tobacco products following exposure to direct marketing methods. *NPJ Prim Care Respir Med* **33**, 8, doi:10.1038/s41533-023-00333-y (2023).
- 118 Lotrean, L. M. Use of electronic cigarettes among Romanian university students: a cross-sectional study. *BMC Public Health* **15**, 358, doi:10.1186/s12889-015-1713-6 (2015).
- 119 Lotrean, L. M., Man, M., Gavrilescu, C. & Florea, M. Electronic Cigarette Use and Its Relationship with Smoking and Alcohol and Illicit Drug Consumption among Romanian University Students. *Medicina (Kaunas)* **57**, doi:10.3390/medicina57020137 (2021).
- 120 Lotrean, L. M. *et al.* Opinions and practices regarding electronic cigarette use among Romanian high school students. *Gac Sanit* **30**, 366-369, doi:10.1016/j.gaceta.2016.05.001 (2016).
- 121 Iqbal, N. *et al.* Electronic cigarettes use and perception amongst medical students: a cross sectional survey from Sindh, Pakistan. *BMC Research Notes* **11**, 188, doi:10.1186/s13104-018-3303-z (2018).
- 122 Shaikh, A. *et al.* Knowledge and Attitude of Teenagers Towards Electronic Cigarettes in Karachi, Pakistan. *Cureus* **9**, e1468, doi:10.7759/cureus.1468 (2017).
- 123 Sarfraz, M. *et al.* Awareness, use and perceptions about E-cigarettes among adult smokers in Karachi, Pakistan. *J Pak Med Assoc* **68**, 147-153 (2018).
- 124 Haroon, M., Munir, A., Mahmud, W. & Hyder, O. Knowledge, attitude, and practice of water-pipe smoking among medical students in Rawalpindi, Pakistan. *J Pak Med Assoc* **64**, 155-158 (2014).
- 125 Sameer ur, R. *et al.* Cross-sectional study identifying forms of tobacco used by Shisha smokers in Pakistan. *J Pak Med Assoc* **62**, 192-195 (2012).
- 126 Anjum, Q., Ahmed, F. & Ashfaq, T. Knowledge, attitude and perception of water pipe smoking (Shisha) among adolescents aged 14-19 years. *J Pak Med Assoc* **58**, 312-317 (2008).
- 127 Jawaid, A. *et al.* Knowledge, attitudes and practice of university students regarding waterpipe smoking in Pakistan. *Int J Tuberc Lung Dis* **12**, 1077-1084 (2008).
- 128 Brimkulov, N., Vinnikov, D., Dzhilkiadarova, Z. & Aralbaeva, A. Tobacco use among Kyrgyzstan medical students: an 11-year follow-up cross-sectional study. *BMC Public Health* **17**, 625, doi:10.1186/s12889-017-4547-6 (2017).
- 129 Aanyu, C. *et al.* Prevalence, knowledge and practices of shisha smoking among youth in Kampala City, Uganda. *Pan Afr Med J* **32**, 61, doi:10.11604/pamj.2019.32.61.15184 (2019).
- 130 Mamudu, H. M. *et al.* Support for smoke-free public places among adults in four countries in sub-Saharan Africa. *Nicotine Tob Res* **22**, 2141-2148, doi:10.1093/ntr/ntaa008 (2020).
- 131 Masud, H. & Oyebode, O. Inequalities in smoking prevalence: a missed opportunity for tobacco control in Pakistan. *J Public Health (Oxf)* **40**, 271-278, doi:10.1093/pubmed/fdx044 (2018).
- 132 Nayani, A. A. *et al.* Association between environmental tobacco smoke and dental caries amongst 5-14 years old children in Karachi, Pakistan. *J Pak Med Assoc* **68**, 203-209 (2018).

- 133 Mbulo, L. *et al.* Secondhand smoke exposure inside the home among adults in eight countries in Sub-Saharan Africa: Global Adult Tobacco Survey, 2012–2018. *Nicotine Tob Res*, doi:10.1093/ntr/ntac247 (2022).
- 134 Kirenga, B. J. *et al.* Lung Function of Children at Three Sites of Varying Ambient Air Pollution Levels in Uganda: A Cross Sectional Comparative Study. *International Journal of Environmental Research and Public Health* **15** (2018).
- 135 IQ Air. *World's most polluted countries & regions*, <<https://www.iqair.com/world-most-polluted-countries>> (
- 136 Air Quality Life Index. *Country Spotlight: Pakistan*, <<https://aqli.epic.uchicago.edu/country-spotlight/pakistan/>> (
- 137 Hafeez, A. *et al.* The state of health in Pakistan and its provinces and territories, 1990–2019: a systematic analysis for the Global Burden of Disease Study 2019. *The Lancet Global Health* **11**, e229–e243, doi:[https://doi.org/10.1016/S2214-109X\(22\)00497-1](https://doi.org/10.1016/S2214-109X(22)00497-1) (2023).
- 138 Dzushupov, K. O. *et al.* Air pollution in Bishkek, Kyrgyzstan: Driving factors and state response. *Public Health Challenges* **1**, doi:10.1002/puh2.22 (2022).
- 139 Ullah, S., Ullah, N., Rajper, S. A., Ahmad, I. & Li, Z. Air pollution and associated self-reported effects on the exposed students at Malakand division, Pakistan. *Environ Monit Assess* **193**, 708, doi:10.1007/s10661-021-09484-2 (2021).
- 140 Aslam, R., Sharif, F., Baqar, M., Nizami, A. S. & Ashraf, U. Role of ambient air pollution in asthma spread among various population groups of Lahore City: a case study. *Environ Sci Pollut Res Int* **30**, 8682–8697, doi:10.1007/s11356-022-19086-1 (2023).
- 141 ANWAR, S., NOOR-UL-AIN, M. A. S. & NASI, J. A. Seasonal Changes and Children with Bronchial Asthma (2–15 Years Age) Reporting at Asthma Clinics of Mayo Hospital and Children Hospital, Lahore. *Journal of Fatima Jinnah Medical University* **6** (2012).
- 142 Dunea, D., Liu, H. Y., Iordache, S., Buruleanu, L. & Pohoata, A. Liaison between exposure to sub-micrometric particulate matter and allergic response in children from a petrochemical industry city. *Sci Total Environ* **745**, 141170, doi:10.1016/j.scitotenv.2020.141170 (2020).
- 143 Ion-Nedelcu, N., Nițescu, M., Caian, M., Bacruban, R. & Ceaușu, E. [Effect of air pollution upon the hospitalization for acute lower respiratory tract infections among the Bucharest municipality's residents]. *Bacteriol Virusol Parazitol Epidemiol* **53**, 117–120 (2008).
- 144 Trianti, S.-M. *et al.* Desert dust outbreaks and respiratory morbidity in Athens, Greece. *Environmental Health* **16**, doi:10.1186/s12940-017-0281-x (2017).
- 145 Nastos, P. T., Paliatsos, A. G., Anthracopoulos, M. B., Roma, E. S. & Priftis, K. N. Outdoor particulate matter and childhood asthma admissions in Athens, Greece: a time-series study. *Environ Health* **9**, 45, doi:10.1186/1476-069x-9-45 (2010).
- 146 Samoli, E., Nastos, P. T., Paliatsos, A. G., Katsouyanni, K. & Priftis, K. N. Acute effects of air pollution on pediatric asthma exacerbation: evidence of association and effect modification. *Environ Res* **111**, 418–424, doi:10.1016/j.envres.2011.01.014 (2011).
- 147 Kouis, P. *et al.* Responses of schoolchildren with asthma to recommendations to reduce desert dust exposure: Results from the LIFE-MEDEA intervention project using wearable technology. *Science of The Total Environment* **860**, 160518, doi:<https://doi.org/10.1016/j.scitotenv.2022.160518> (2023).
- 148 Toe, S. *et al.* Ambient air pollution is associated with vascular disease in Ugandan HIV-positive adolescents. *Aids* **36**, 863–870, doi:10.1097/qad.0000000000003186 (2022).
- 149 Brakema, E. A. *et al.* High COPD prevalence at high altitude: does household air pollution play a role? *European Respiratory Journal* **53**, 1801193, doi:10.1183/13993003.011193-2018 (2019).
- 150 Van Gemert, F. *et al.* Prevalence of chronic obstructive pulmonary disease and associated risk factors in Uganda (FRESH AIR Uganda): a prospective cross-sectional observational study. *The Lancet Global Health* **3**, e44–e51, doi:10.1016/s2214-109x(14)70337-7 (2015).

- 151 Coker, E., Katamba, A., Kizito, S., Eskenazi, B. & Davis, J. L. Household air pollution profiles associated with persistent childhood cough in urban Uganda. *Environ Int* **136**, 105471, doi:10.1016/j.envint.2020.105471 (2020).
- 152 Kirenga, B. J. *et al.* Prevalence and factors associated with asthma among adolescents and adults in Uganda: a general population based survey. *BMC Public Health* **19**, 227, doi:10.1186/s12889-019-6562-2 (2019).
- 153 Wafula, S. T. *et al.* Indoor air pollutants and respiratory symptoms among residents of an informal urban settlement in Uganda: A cross-sectional study. *PLoS One* **18**, e0290170, doi:10.1371/journal.pone.0290170 (2023).
- 154 Okello, G., Devereux, G. & Semple, S. Women and girls in resource poor countries experience much greater exposure to household air pollutants than men: Results from Uganda and Ethiopia. *Environ Int* **119**, 429-437, doi:10.1016/j.envint.2018.07.002 (2018).
- 155 Colbeck, I., Nasir, Z. A. & Ali, Z. Characteristics of indoor/outdoor particulate pollution in urban and rural residential environment of Pakistan. *Indoor Air* **20**, 40-51, doi:<https://doi.org/10.1111/j.1600-0668.2009.00624.x> (2010).
- 156 Bogere, N. *et al.* A 10-year retrospective study of lung cancer in Uganda. *BMC Cancer* **22**, 204, doi:10.1186/s12885-022-09300-1 (2022).
- 157 Lu, Y. *et al.* Evidence from SINPHONIE project: Impact of home environmental exposures on respiratory health among school-age children in Romania. *Science of The Total Environment* **621**, 75-84, doi:<https://doi.org/10.1016/j.scitotenv.2017.11.157> (2018).
- 158 Anastasaki, M. *et al.* Beliefs, Perceptions, and Behaviors Regarding Chronic Respiratory Diseases of Roma in Crete, Greece: A Qualitative FRESH AIR Study. *Front Public Health* **10**, 812700, doi:10.3389/fpubh.2022.812700 (2022).
- 159 Tembo, D. *et al.* Effective engagement and involvement with community stakeholders in the co-production of global health research. *Bmj* **372**, n178, doi:10.1136/bmj.n178 (2021).
- 160 Lepore, W., Hall, B. L. & Tandon, R. The Knowledge for Change Consortium: a decolonising approach to international collaboration in capacity-building in community-based participatory research. *Canadian Journal of Development Studies / Revue canadienne d'études du développement* **42**, 347-370, doi:10.1080/02255189.2020.1838887 (2021).

Supplementary Files

This is a list of supplementary files associated with this preprint. Click to download.

- [HoffmanCMFRESHAIR4LifeStudySupplementaryFilenpjPCRM.pdf](#)