



University of Dundee

A BEAT-PCD consensus statement

Kos, Renate; Goutaki, Myrofora; Kobbernagel, Helene E; Rubbo, Bruna; Shoemark, Amelia; Aliberti, Stefano

Published in:
ERJ Open Research

DOI:
[10.1183/23120541.00115-2023](https://doi.org/10.1183/23120541.00115-2023)

Publication date:
2024

Licence:
CC BY-NC

Document Version
Publisher's PDF, also known as Version of record

[Link to publication in Discovery Research Portal](#)

Citation for published version (APA):

Kos, R., Goutaki, M., Kobbernagel, H. E., Rubbo, B., Shoemark, A., Aliberti, S., Altenburg, J., Anagnostopoulou, P., Athanazio, R. A., Beydon, N., Dell, S. D., Emiralioglu, N., Ferkol, T. W., Loebinger, M. R., Lorent, N., Maître, B., Marthin, J., Morgan, L. C., Nielsen, K. G., ... Haarman, E. G. (2024). A BEAT-PCD consensus statement: a core outcome set for pulmonary disease interventions in primary ciliary dyskinesia. *ERJ Open Research*, 10(1). <https://doi.org/10.1183/23120541.00115-2023>

General rights

Copyright and moral rights for the publications made accessible in Discovery Research Portal are retained by the authors and/or other copyright owners and it is a condition of accessing publications that users recognise and abide by the legal requirements associated with these rights.

Take down policy

If you believe that this document breaches copyright please contact us providing details, and we will remove access to the work immediately and investigate your claim.



A BEAT-PCD consensus statement: a core outcome set for pulmonary disease interventions in primary ciliary dyskinesia

Renate Kos ¹, Myrofora Goutaki ^{2,3}, Helene E. Kobbernagel ^{4,5}, Bruna Rubbo ^{6,7}, Amelia Shoemark ⁸, Stefano Aliberti ^{9,10}, Josje Altenburg ¹, Pinelopi Anagnostopoulou ¹¹, Rodrigo A. Athanazio ¹², Nicole Beydon ^{13,14}, Sharon D. Dell ^{15,16}, Nagehan Emiralioglu ¹⁷, Thomas W. Ferkol ¹⁸, Michael R. Loebinger ^{19,20}, Natalie Lorent ²¹, Bernard Maître ²², June Marthin ⁴, Lucy C. Morgan ²³, Kim G. Nielsen ^{4,5}, Felix C. Ringshausen ^{24,25}, Michal Shteinberg ^{26,27}, Harm A.W.M. Tiddens ^{28,29,30}, Anke H. Maitland-Van der Zee ^{1,31}, James D. Chalmers ⁸, Jane S.A. Lucas ^{32,33} and Eric G. Haarman ³¹

¹Dept of Pulmonary Medicine, Amsterdam University Medical Centres – loc. AMC, University of Amsterdam, Amsterdam, The Netherlands. ²Institute of Social and Preventive Medicine, University of Bern, Bern, Switzerland. ³Paediatric Respiratory Medicine, Children’s University Hospital of Bern, University of Bern, Bern, Switzerland. ⁴Danish Primary Ciliary Dyskinesia Centre, Paediatric Pulmonary Service, Dept of Paediatrics and Adolescent Medicine, Copenhagen University Hospital, Rigshospitalet, Copenhagen, Denmark. ⁵Dept of Clinical Medicine, University of Copenhagen, Copenhagen, Denmark. ⁶School of Health Sciences, University of Southampton, Southampton, UK. ⁷Department of Population and Public Health Sciences, Keck School of Medicine, University of Southern California, Los Angeles, CA, USA. ⁸Division of Molecular and Clinical Medicine, School of Medicine, University of Dundee, Dundee, UK. ⁹Dept of Biomedical Sciences, Humanitas University, Milan, Italy. ¹⁰Respiratory Unit, IRCCS Humanitas Research Hospital, Milan, Italy. ¹¹Medical School, University of Cyprus, Nicosia, Cyprus. ¹²Heart Institute (InCor) Hospital das Clínicas, Faculdade de Medicina da Universidade de São Paulo, Brazil. ¹³Pulmonary Division, Sorbonne Université, INSERM U938, Paris, France. ¹⁴Unité d’Exploration Fonctionnelle Respiratoire, Hôpital Armand-Trousseau, Paris, France. ¹⁵Dept of Paediatrics, Faculty of Medicine, University of British Columbia, Vancouver, Canada. ¹⁶Pediatric Respiratory Medicine, Provincial Health Services Authority, BC Children’s Hospital, Vancouver, Canada. ¹⁷Dept of Pediatric Pulmonology, Hacettepe University Faculty of Medicine, Ankara, Turkey. ¹⁸Dept of Pediatrics, University of North Carolina School of Medicine and Marsico Lung Institute, Chapel Hill, NC, USA. ¹⁹Dept of Respiratory Medicine, Royal Brompton and Harefield Hospitals, London, UK. ²⁰National Heart and Lung Institute, Imperial College London, London, UK. ²¹Dept of Pediatrics, University Hospital Leuven, Leuven, Belgium. ²²Service de Pneumologie, Hôpital Henri Mondor et Centre Hospitalier Intercommunal de Créteil, Assistance Publique-Hôpitaux de Paris (AP-HP), Créteil, France. ²³Dept of Microbiology and Infectious Diseases, Concord Repatriation and General Hospital, NSW Health Pathology, Sydney, Australia. ²⁴Dept of Respiratory Medicine, Hannover Medical School (MHH), Biomedical Research in End-Stage and Obstructive Lung Disease Hannover (BREATH), German Center for Lung Research (DZL), Hannover, Germany. ²⁵European Reference Network for Rare and Complex Lung Diseases (ERN-LUNG), Frankfurt am Main, Germany. ²⁶Rappaport Faculty of Medicine, Technion – Israel Institute of Technology, Haifa, Israel. ²⁷Pulmonology Institute and CF Center, Carmel Medical Center, Haifa, Israel. ²⁸Dept of Pediatric Pulmonology and Allergology, Erasmus MC Sophia Children’s Hospital, Rotterdam, The Netherlands. ²⁹Dept of Radiology, Erasmus MC Sophia Children’s Hospital, Rotterdam, Netherlands. ³⁰Thirona, Nijmegen, The Netherlands. ³¹Dept of Paediatric Respiratory Medicine and Allergy, Emma Children’s Hospital, Amsterdam University Medical Centres, Amsterdam, The Netherlands. ³²Faculty of Medicine, University of Southampton, School of Clinical and Experimental Sciences, Southampton, UK. ³³Primary Ciliary Dyskinesia Centre, University Hospital Southampton NHS Foundation Trust, Southampton, UK.

Corresponding author: Eric Haarman (eg.haarman@amsterdamumc.nl)



Shareable abstract (@ERSpublications)

A core outcome set for clinical trials on pulmonary health among people with primary ciliary dyskinesia has been constructed by expert consensus <https://bit.ly/3RDABxr>

Cite this article as: Kos R, Goutaki M, Kobbernagel HE, *et al.* A BEAT-PCD consensus statement: a core outcome set for pulmonary disease interventions in primary ciliary dyskinesia. *ERJ Open Res* 2024; 10: 00115-2023 [DOI: 10.1183/23120541.00115-2023].

Copyright ©The authors 2024

This version is distributed under the terms of the Creative Commons Attribution Non-Commercial Licence 4.0. For commercial reproduction rights

Abstract

Background Consistent use of reliable and clinically appropriate outcome measures is a priority for clinical trials, with clear definitions to allow comparability. We aimed to develop a core outcome set (COS) for pulmonary disease interventions in primary ciliary dyskinesia (PCD).

Methods A multidisciplinary international PCD expert panel was set up. A list of outcomes was created based on published literature. Using a modified three-round e-Delphi technique, the panel was asked to decide on relevant end-points related to pulmonary disease interventions and how they should be reported.

and permissions contact
permissions@ersnet.org

Received: 5 Sept 2023
Accepted: 24 Sept 2023



First, inclusion of an outcome in the COS was determined. Second, the minimum information that should be reported per outcome. The third round finalised statements. Consensus was defined as $\geq 80\%$ agreement among experts.

Results During the first round, experts reached consensus on four out of 24 outcomes to be included in the COS. Five additional outcomes were discussed in subsequent rounds for their use in different subsettings. Consensus on standardised methods of reporting for the COS was reached. Spirometry, health-related quality-of-life scores, microbiology and exacerbations were included in the final COS.

Conclusion This expert consensus resulted in a COS for clinical trials on pulmonary health among people with PCD.

Introduction

Primary ciliary dyskinesia (PCD) is a rare motile ciliopathy that is both clinically and genetically heterogeneous. Due to abnormal function of the respiratory cilia, recurrent upper and lower respiratory tract infections occur, resulting in bronchiectasis, atelectasis and decline in lung function [1–3]. Most mutations are inherited through autosomal recessive lineage, although autosomal dominant and X-chromosomal modes of inheritance have also been described [4]. Prevalence was previously estimated to be between 1:15 000 and 1:30 000, but more recent population genomic datasets have estimated it to be as high as one in 7500 live births [5].

Current treatment methods are largely based on treatment strategies for cystic fibrosis and bronchiectasis, focusing on symptom management [6–8]. There have only been two published, randomised controlled clinical trials of any treatment for PCD, and the only evidence-based treatment available so far in PCD is azithromycin maintenance therapy, which reduced exacerbation rate by 50% [9, 10]. A single-centre trial examining inhaled hypertonic saline failed to improve quality of life measured by the St Georges Respiratory Questionnaire compared to isotonic saline in 22 people with PCD, although subjects perceived improvement in their health. Unfortunately, this study was underpowered due to the larger than anticipated variability in outcome measures [11]. Additional clinical trials are needed to assess efficacy of current treatments and explore future treatment opportunities [9]. Therefore, a disease-specific Clinical Trial Network for Primary Ciliary Dyskinesia has been established [12].

Selection of clinically appropriate and responsive end-points is of great importance for any clinical trial, but especially in rare diseases, where comparison and meta-analysis of trials are needed [13, 14]. Outcomes should be clearly defined, as clear definitions are needed to replicate and compare trials [15]. Therefore, several fields have created a pre-defined core outcome set (COS) to be used in specific situations. The Core Outcome Measures in Effectiveness Trials (COMET) initiative has defined a COS to be “an agreed standardised set of outcomes that should be measured and reported, as a minimum, in all clinical trials in specific areas of health or health care” [16]. Examples are a COS for clinical research in acute respiratory failure survivors, paediatric functional abdominal pain disorders and exacerbations of COPD [17–19].

Pulmonary disease has been a primary focus of treatment strategies for PCD, and to date, all clinical trials target pulmonary disease. A recent scoping review by GAHLEITNER *et al.* [20] identified 24 clinical outcome measures used in clinical studies assessing pulmonary disease in PCD, of which spirometry and chest high-resolution computed tomography (HRCT) were most commonly reported. They found large variation in definitions, methods of collecting and reporting outcomes and sampling frequency. This review confirms that defining a COS for phase 2 and 3 clinical PCD trials is necessary to ensure reproducibility of studies and for use in future trials and prospective cohorts [20].

The aims of this consensus statement consist of reaching consensus on:

- 1) a COS to be implemented in all PCD pulmonary disease interventions;
- 2) standardising methods of collecting/measuring and reporting the outcomes that are included in the COS; and
- 3) additional outcomes not included in the COS that should be included in different settings or with specific interventions.

Methods

Participants

This study was developed in the framework of Better Experimental Approaches to Treat Primary Ciliary Dyskinesia (BEAT-PCD), a clinical research collaboration (CRC) of researchers and clinicians, supported by the European Respiratory Society. The primary goal of the network is to improve diagnosis and

treatment of people with PCD through the coordination of research from basic science to clinical care. As part of the project, a working group was established on the topic of clinical trials, of which one objective was to define reliable clinical outcome measures and biomarkers [21]. During an open BEAT-PCD online meeting, participants were invited to join the core group of the consensus project. Additional experts were invited due to their expertise in research on pulmonary outcome measures. The core group also contributed to the consensus, with the exclusion of one facilitator (R. Kos), who did not participate in the e-survey voting. After the establishment of the core group, they selected experts for this consensus statement based on their experience in PCD research, particularly on respiratory disease. The core group aimed to ensure that experts from different countries and continents were included, with expertise on both children and adults with PCD. This resulted in a list of 25 experts from 17 countries who were invited to form the expert panel. Since the consensus focuses on outcomes related to pulmonary disease interventions, the panel did not include any members with expertise in manifestations of PCD affecting other organs. Furthermore, as the focus was on experts in design and execution of studies, no patient representatives were included in the set-up of the COS. However, patient support groups are an integral part of the BEAT-PCD CRC and will be involved in later phases of this process.

Study design

During the first meeting, it was agreed that the aim of this group was to provide a consensus for a COS to be used in all pulmonary disease interventions in PCD. Additional objectives were to reach consensus of standardised methods of reporting and additional outcomes to be used in different subsettings.

We used a modified e-Delphi approach and set the cut-off for consensus at 80% agreement. A five-point Likert scale was used to assess agreement (“agree” and “strongly agree”); if an expert was “neutral” or disagreed (“disagree” or “strongly disagree”), they were required to provide a reason. Where relevant, questions with checkboxes were used, which allowed experts to select as many options as deemed relevant. Experts received a survey reminder 14 days after the initial invitation. Thereafter, a maximum of three reminders were sent. Before each survey round, the core group met to define the questions. After each round, data were analysed, both quantitatively and qualitatively, using appropriate descriptive statistics (mean±SD, median (interquartile range)). Anonymised results were presented to the core group in the first instance, and subsequently to the expert panel along with a survey invitation for the next round.

During the first round, the focus was on identifying outcomes that should be included in the COS. The outcome measure list consisted of 24 items taken from a systematic review from 2020 by GAHLEITNER *et al.* [20] and represented all relevant end-points that had been used in previous PCD clinical studies. The expert panel was asked if they agreed that these outcomes should be part of the core outcome set. An additional free-text question was included so that experts could suggest additional outcome measures that were not included in the list. In the second round, we focused on outcomes that did not reach consensus but had >40% agreement among experts, to investigate whether they might be useful in different settings or for specific interventions or specific age groups. Moreover, in this round we also investigated what the standardised method of reporting should be for the outcomes that were agreed to be included in the COS during the first round. Finally, in the third round, several statements were presented on the use of outcomes in different settings; the threshold for consensus remained at 80% agreement.

Results

Expert panel

Of the 25 invited experts, 24 (96%) accepted the invitation; characteristics of the expert panel are summarised in table 1. Within this expert panel 54% are female and experts were located across four continents (50% were located in Western Europe). Experts were evenly distributed between paediatric (38%) and adult (42%) pulmonology, with an additional 8% working on both. Other areas of expertise consisted of clinical epidemiology and general paediatrics. The mean±SD percentage of time spent on research was 41.4±26% and the length of experience was 19±8.0 years, corresponding to 457 accumulated years of experience within the expert panel. All experts responded to at least two survey rounds.

Outcome parameter selection

The first round was open from the 22 February 2022 to 17 May 2022. All experts responded to the questionnaire and the results are summarised in table 2 and supplementary figure S1. From the 24 outcomes included in the questionnaire, consensus was reached on four parameters: spirometry (100%), health-related quality of life (HRQoL) scores (100%), exacerbations (96%) and microbiology (83%); these were included in the COS, as shown in table 3. 15 outcome parameters scored <40% agreement; therefore, they were no longer considered for the COS, as shown in table 2.

TABLE 1 Demographics of the expert panel

Gender	
Male	9 (38)
Female	13 (54)
Do not wish to disclose	2 (8)
Location	
Australia	1 (4)
Northern Europe	4 (17)
Western Europe	12 (50)
Eastern Europe	1 (4)
Southern Europe	2 (8)
Western Asia	1 (4)
North America	2 (8)
South America	1 (4)
Place of work	
Academic medical centre	14 (58)
Hospital	4 (17)
University	6 (25)
Field of expertise	
Paediatric pulmonology	9 (38)
Adult pulmonology	10 (42)
Both	2 (8)
Other	3 (13)
Research involvement	
Lead investigator	22 (92)
Member of a research team	18 (75)
Involved with funding research	9 (38)
Experience years	19.0±8.0
Work hours dedicated to research %	41.4±25.9
Data are presented as n (%) or mean±sd.	

Five outcome parameters scored between 40% and 80% agreement. Panellists commented that anthropometric measures (71% agreement) were easy, inexpensive and important for assessing growth and nutritional status, while associated with pulmonary disease severity. Nonetheless, they also stated that these measures were mostly relevant for growing children, and that they are unlikely to change in the course of a clinical trial. They concluded that anthropometric measures were unsuitable for a COS, as it would only be relevant for paediatric patients. Regarding chest HRCT/computed tomography (CT) (67% agreement), panellists commented that it is useful for identifying structural lung disease. However, they found that the use of chest HRCT/CT should be limited in paediatric patients due to concerns regarding cumulative dose of ionising radiation exposure; that it is resource heavy; and not yet sufficiently standardised due to lack of disease-specific scoring scales to be part of a COS. Panellists suggested that physical activity (57% agreement) is clinically important; however, this is already partially captured by the HRQoL scores and there is no established method for measuring this in people with PCD, which makes it unsuitable for a COS. As for the dyspnoea scores (50% agreement), panellists commented that although it is easy, simple and cheap to measure, it has not been validated and is mainly relevant in subsets of patients (elderly, or patients with severe lung disease). Finally, regarding cough (42% agreement) panellists mentioned it was a common patient complaint that is easily captured. Nonetheless, several experts thought that this symptom would be unlikely to decrease during a clinical trial; is very subjective; and lacks evidence and an established scoring system.

During the second round, open from 23 May 2022 to 15 July 2022, 22 (92%) out of 24 experts responded. The five outcome parameters that obtained between 40% and 80% agreement in round one were revisited; these results are summarised in figure 1. On anthropometric measures, 55% voted that it should be included in a COS for either all (23%) or paediatric-only (32%) PCD pulmonary disease interventions; the other 45% of experts voted that it should be included as a descriptive/classifier measurement rather than an outcome parameter. Experts did not reach consensus over cough: 18% agreed it should be in the COS, and 32% agreed it should be measured as a descriptive symptom. Regarding dyspnoea score, 4% of experts did not find this a relevant outcome measure. However, 96% agreed that these scores are of interest, of whom 37% agreed it should be in a COS for either all (23%) or adult-only (14%) trials; 27% agreed it should be

TABLE 2 Agreement between experts on clinical outcome measures to be included in the core outcome set from round one. All outcomes with >80% agreement were included; all outcomes with <40% agreement were dropped from further rounds.

	Agreement
Spirometry [#]	100
HRQoL scores [#]	100
Exacerbations [#]	96
Microbiology [#]	83
Anthropometric measures	71
Chest HRCT/CT	67
Physical activity	57
Dyspnoea score	50
Cough	42
Lobectomy/lung resection [¶]	39
Nutrition [¶]	35
Multiple breath washout [¶]	33
Inflammatory markers [¶]	30
Exercise testing [¶]	26
Fertility [¶]	26
Body plethysmography [¶]	25
Sputum properties [¶]	22
Sleep [¶]	22
Chest radiography [¶]	17
Breath profile/breathomics [¶]	17
Chest MRI [¶]	12
Blood gas [¶]	9
Vitamin D [¶]	9
Metabolic profile [¶]	4

Data are presented as %. HRQoL: health-related quality of life; HRCT: high-resolution computed tomography; CT: computed tomography; MRI: magnetic resonance imaging. [#]: outcomes with >80% agreement; [¶]: outcomes with <40% agreement.

measured as descriptive measurement; and another 32% felt that these scores are not yet ready for implementation in all trials. All experts thought that HRCT/CT is a parameter of interest: the majority (55%) found this parameter not ready for implementation in all trials; 19% agreed either it should be in a COS for all (5%) or adult-only (14%) trials; and 23% agreed it should be measured as a descriptive measurement. Most (87%) experts found physical activity a parameter of interest: 23% agreed it should be in a COS for all trials, but the majority (64%) found this parameter not ready for implementation in all trials.

The final round, open from 26 August 2022 to 21 October 2022, received responses from 21 (88%) out of 24 experts. Based on round two, statements on anthropometric measures, dyspnoea score, HRCT/CT and

TABLE 3 Core outcome set for clinical trials evaluating all pulmonary disease interventions in primary ciliary dyskinesia

Spirometry	FEV ₁ % predicted based on the reference values of the GLI FEV ₁ z-scores based on the reference values of the GLI
Health-related quality-of-life scores	Quality-of-Life instrument for Primary Ciliary Dyskinesia
Exacerbations	BEAT-PCD consensus definition by Lucas <i>et al.</i> [22] [#]
Microbiology	<i>Staphylococcus aureus</i> Methicillin-resistant versus methicillin-sensitive <i>Pseudomonas aeruginosa</i> <i>Haemophilus influenzae</i>

FEV₁: forced expiratory volume in 1 s; GLI: Global Lung Initiative; BEAT-PCD: Better Experimental Approaches to Treat Primary Ciliary Dyskinesia. [#]: no consensus was reached, but this definition received the majority of votes.

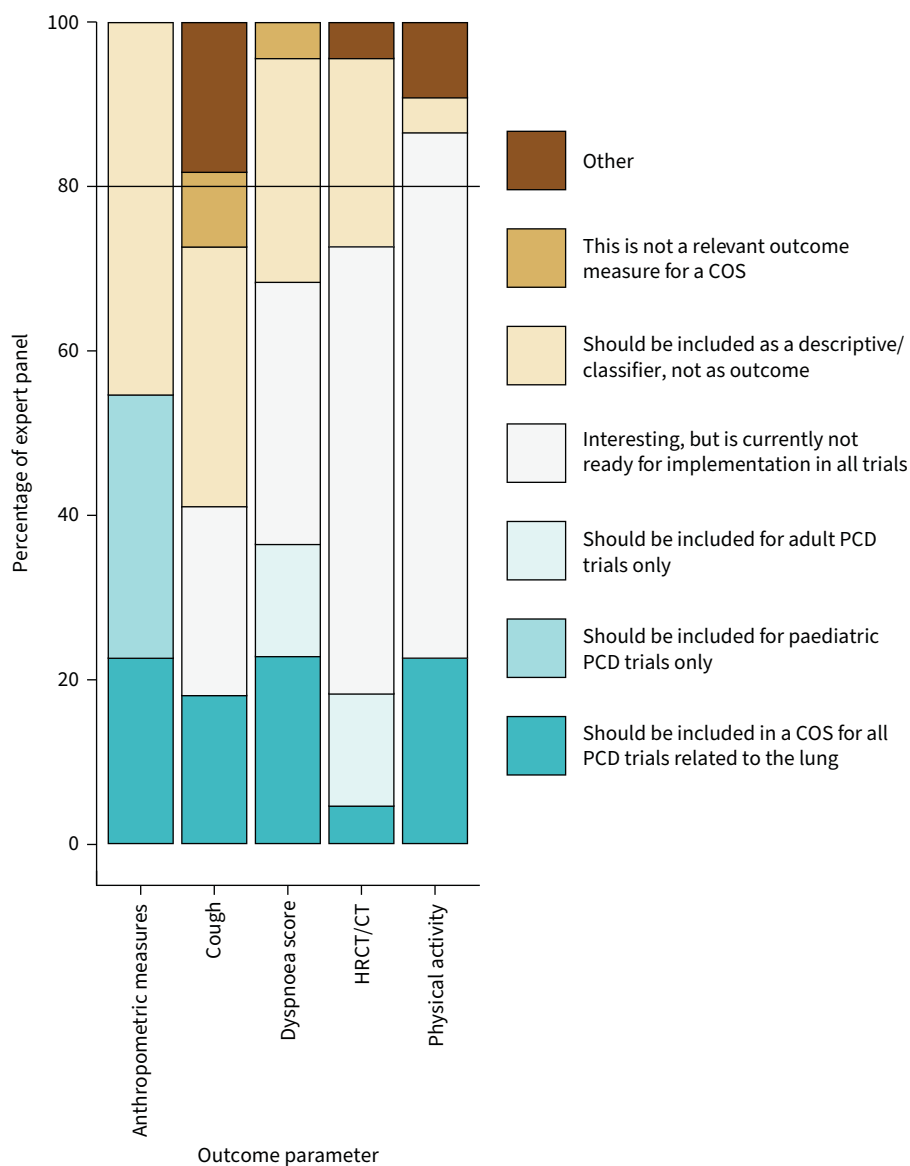


FIGURE 1 Results for selection of most suitable outcome parameters by the expert panel during round two, revisiting outcomes that did not reach consensus in round one. To be considered a parameter of interest, agreement had to be >80% among experts (black line). All answer options except “not relevant” and “other” were counted towards agreement. COS: core outcome set; PCD: primary ciliary dyskinesia; HRCT: high-resolution computed tomography; CT: computed tomography.

physical activity were presented. Consensus was reached on statements on all four outcome measures, as shown in table 4.

Standardised methods for reporting of COS

During round two, experts agreed on the minimum that should be performed and reported for each outcome parameter selected based on results from round one (figure 2). Consensus was reached on methods pertaining to HRQoL, spirometry, and microbiology, as shown in table 3. For HRQoL, the expert panel agreed on the use of the Quality-of-Life instrument for PCD (QOL-PCD), the first disease-specific validated HRQoL instrument for PCD [23, 24]. The panellists agreed that both FEV₁ % pred and z-scores should be reported. They found that % predicted allows for easier clinical interpretation and z-scores provide a more accurate reference, especially in children. Panellists agreed that positive cultures of *Staphylococcus aureus*, *Pseudomonas aeruginosa* and *Haemophilus influenzae* should be reported as part of the COS. In the third round (figure 3), the exacerbation definition of the BEAT-PCD consensus

TABLE 4 Outcomes that are not included in the core outcome set, but are parameters of interest in different subsettings

Anthropometric measures	Should be measured in all trials, but lacks consensus on if it should be measured as an outcome parameter or descriptive measurement Is of higher relevance in paediatric compared to adult patients
Physical activity	Is an outcome parameter of interest, but lacks consensus on being currently ready for implementation
Dyspnoea score	Is a measurement of interest, but lacks consensus on being currently ready for implementation, as an outcome parameter, or as a descriptive measurement Is of higher relevance in adults compared to paediatric patients
HRCT/CT	Is a measurement of interest, but lacks consensus on being currently ready for implementation, as an outcome parameter, or as a descriptive measurement

HRCT: high-resolution computed tomography; CT: computed tomography.

statement by Lucas *et al.* [22] attained a majority of votes (67%), over the BESTCILIA trial definition [10], but the votes did not reach the 80% consensus cut-off. Consensus was reached pertaining the method of reporting *S. aureus* cultures that the distinction should be made between methicillin-sensitive *S. aureus* and methicillin-resistant *S. aureus*.

The following includes the minimum that should be performed/reported for each outcome parameter in all PCD trials related to the lung:

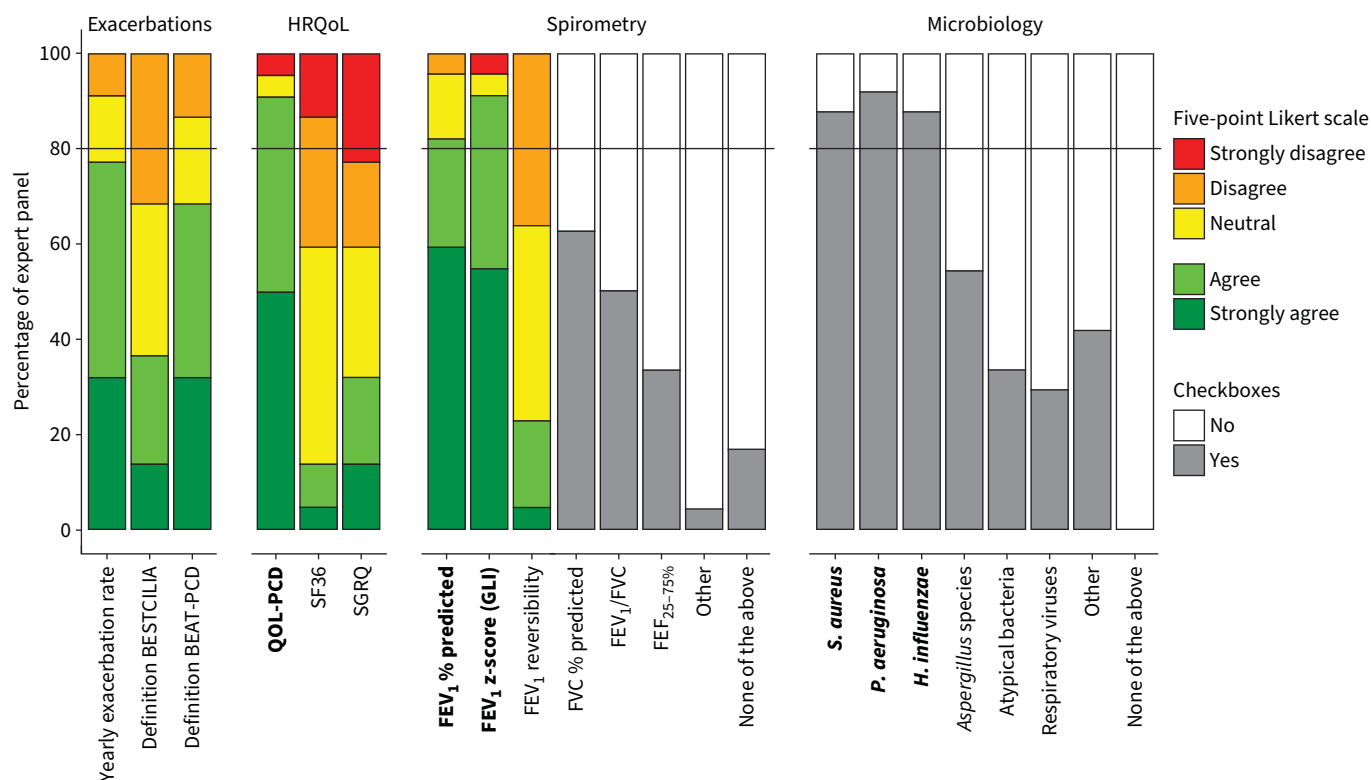


FIGURE 2 Results for agreement on the minimum that should be performed/reported for all outcomes in the core outcome set, from round 2. Experts used a five-point Likert scale to report agreement and used multiple choice boxes to indicate parameters of interest. Consensus demanded an 80% agreement (black line), including both the answer options “agree” and “strongly agree” or a checked box; outcome parameters that reached consensus are indicated in bold. PCD: primary ciliary dyskinesia; HRQoL: health-related quality of life; BEAT-PCD: Better Experimental Approaches to Treat Primary Ciliary Dyskinesia; QOL-PCD: Quality of Life instrument for Primary Ciliary Dyskinesia; SF36: 36-Item Short Form Health Survey; SGRQ: St George’s Respiratory Questionnaire; FEV₁: forced expiratory volume in 1 s; GLI: Global Lung Initiative; FVC: forced vital capacity; FEF_{25-75%}: forced expiratory flow at 25–75% of FVC; *S. aureus*: *Staphylococcus aureus*; *P. aeruginosa*: *Pseudomonas aeruginosa*; *H. influenzae*: *Haemophilus influenzae*.

Discussion

This study developed a COS for future clinical trials in PCD. Due to the rarity of PCD, only very few studies have been done in people with PCD. Treatment is mostly extrapolated from cystic fibrosis studies and studies in “non-cystic fibrosis” bronchiectasis, which may include small numbers of people with PCD [9]. With increased interest from both researchers and pharmaceutical companies in this disease and an increasing number of trials being planned, there is a clear need to standardise the use and reporting of outcome measures. This COS builds on a scoping review by GAHLEITNER *et al.* [20], which identified 24 potential outcome measures and emphasised the need for standardisation of measurement and reporting of outcome measurements. In this study, consensus was reached that spirometry, HRQoL scores, microbiology and exacerbations should be included in the final COS in PCD.

Although this COS was developed for use in respiratory disease interventions in PCD, we recommend that prospective observational studies, especially large collaborative ones, should follow the recommendations

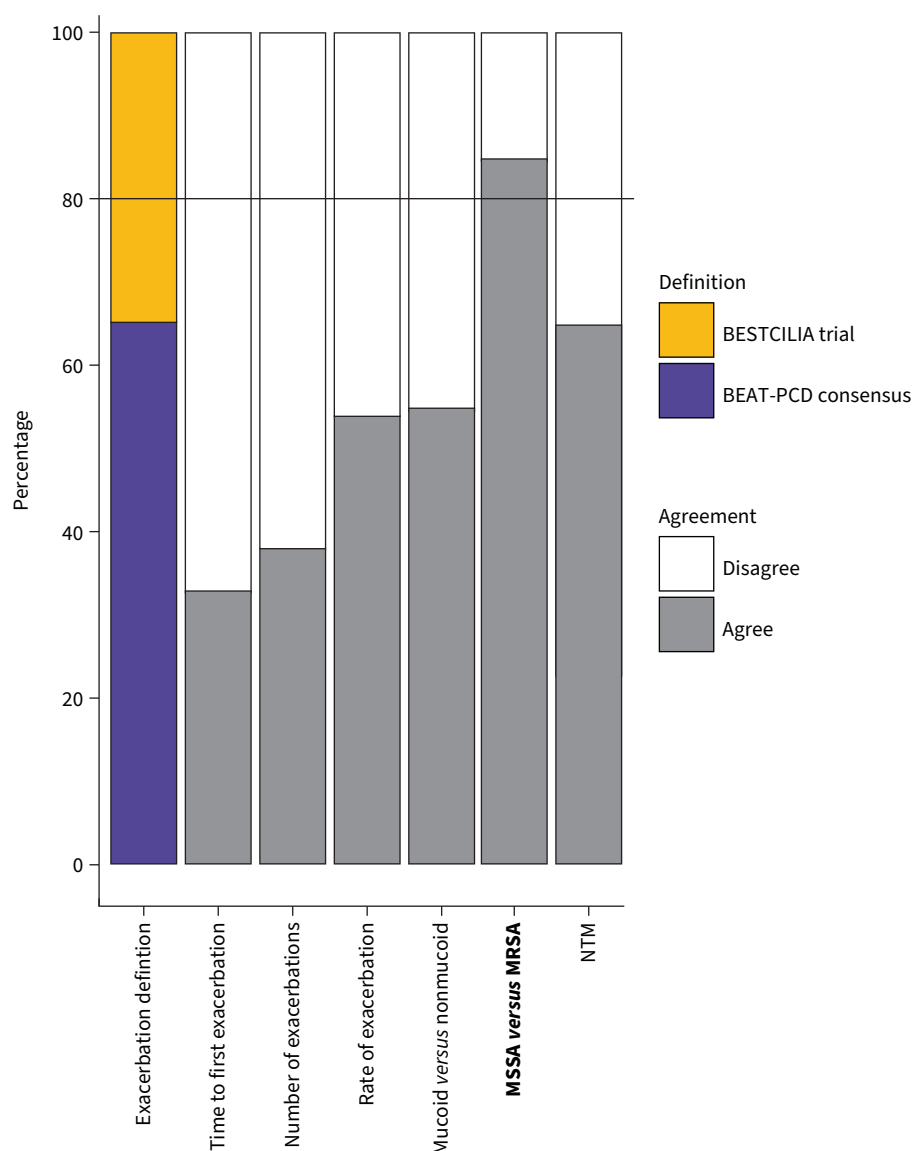


FIGURE 3 Results from round three, on choice of standardised method for reporting of outcomes. Experts were asked to choose between two exacerbation definitions, followed by the question whether they agreed or disagreed that these parameters should be included in the core outcome set. Outcome parameters that reached consensus are indicated in bold. BEAT-PCD: Better Experimental Approaches to Treat Primary Ciliary Dyskinesia; MSSA: methicillin-sensitive *Staphylococcus aureus*; MRSA: methicillin-resistant *S. aureus*; NTM: nontuberculous mycobacteria.

for standardised recording of relevant parameters such as % predicted and z-scores for FEV₁. A standardised instrument to capture frequency and characteristics of clinical symptoms in people with PCD (FOLLOW-PCD questionnaire) has already been piloted in clinical setting [25]. It is important to note that FOLLOW-PCD does not capture the day-to-day symptom variability, and in general, measures relying on clinical features might not be sensitive enough to capture symptoms that the patients are accustomed to and tend to underreport. This instrument also includes modules for the reporting of spirometry and microbiology, but does not include the QOL-PCD and exacerbation definitions. The FOLLOW-PCD instrument and the COS can be considered complementary in the aim to standardise care and research for PCD, and to increase comparability of datasets and studies.

This COS excluded several outcome measures in different phases of the e-Delphi process. This does not mean that these end-points should not be used in clinical trials, but merely that, for various reasons, they should not be implemented in all trials on pulmonary disease interventions. There are also several newer techniques to measure end-points, such as multiple breath washout, and nonionising radiation exposure. However, new techniques are often not widely available and/or thoroughly validated, which makes them unsuitable for a COS. Like standards of care, standards for research such as a COS should be re-evaluated in the future to assess the development of novel outcomes.

Expert consensus was reached on how to report spirometry values, HRQoL scores and microbiology results. For exacerbations, there was a majority vote, but no consensus, for the use of the BEAT-PCD consensus definition over the BESTCILIA definition [10, 22]. It is important to note that neither exacerbation tool has been clinically validated. They are based on expert consensus, and have not been tested against physiological measures. For microbiology, experts agreed on reporting three pathogens; it is important to note that this is for research practice; for clinical practice, there is a consensus statement on infection prevention and control [26]. Finally, the aim of this consensus was not to provide standard operating procedures (SOPs), but on which values should minimally be reported. The development of SOPs can aid in the standardisation of both research and clinical practise.

A limitation of this study was the lack of patient involvement in the development of the final COS. As part of the BEAT-PCD CRC, patient support groups are being brought together in a communication network actively involved in research [27]. With advancement of this network, patient organisations will be involved in the future development and adaptation of core outcome sets. Another limitation of this study is that we did not provide definitions of the outcome measures, which may have led to some ambiguity of the interpretation among experts. For example, an increase in cough can be considered good for mucociliary clearance, but bad for quality of life. It was deliberately chosen not to provide a definition to minimise possible bias introduced by the phrasing of the question and definition provided on the experts' perspectives on these outcomes.

This COS is designed for phase 2 and 3 trials for pulmonary disease interventions in PCD. Additional therapy-specific and trial-specific end-points are likely to be required, for example, for personalised medicine treatments like those of gene or transcript therapies [9]. These could include for example restoration of ciliary function or measurement of mucociliary clearance. Only small numbers of patients may be available for recruitment; therefore, compound outcomes and novel trial designs with fewer patients may be required.

In order to ensure incorporation of the COS in future clinical studies, dissemination of these results within the research community and companies is crucial. In this study, a large group of stakeholders from different continents has been involved, including Europe, North America, South America and Australia. In addition, some of the co-authors are part of PCD clinical trials network, linking these results to companies and organisations involved in PCD trials [12].

In summary, in the framework of the European Respiratory Society CRC BEAT-PCD, a core outcome set for respiratory disease interventions in PCD has been identified using a three-round modified Delphi survey. Anthropometric measures, chest HRCT/CT, physical activity and dyspnoea score, were deemed not yet ready. Thus, the COS includes spirometry, HRQoL, microbiology and exacerbations.

Provenance: Submitted article, peer reviewed.

Support statement: The BEAT-PCD clinical research collaboration is supported by the European Respiratory Society. Funding information for this article has been deposited with the Crossref Funder Registry.

Conflict of interest: S. Aliberti has received fees outside of this work from Insmad, Zambon, AstraZeneca, CSL Behring GmbH, Grifols, Fondazione Internazionale MENARINI, MSD Italia S.r.l., Brahms, Physioassist SAS and GlaxoSmithKline. S.D. Dell has received grants outside of this work from Boehringer Ingelheim, Vertex and Sanofi, and she owns the copyright to the PCD-QOL Questionnaires. T.W. Ferkol has received consulting fees from Translate Bio and Arrowhead Pharmaceuticals. R.A. Athanazio has received personal fees outside of this work from Astrazeneca, Chiesi, GSK, Omron, Sanofi, Vertex and Zambon. K.G. Nielsen is part of the European Reference Network on respiratory diseases (ERN-LUNG) and director of PCD CTN. F.C. Ringshausen has received fees outside of this work from AstraZeneca, Boehringer Ingelheim, Celtaxsys, Corbus, Insmad, Novartis, Parion, University of Dundee, Vertex and Zambon. M. Shteinberg has received consulting fees from AstraZeneca, Boehringer Ingelheim, Dexcel, Kamada, Synchrony Medical, Trumed and Zambon. J.D. Chalmers has received grants outside of this work from AstraZeneca, Boehringer Ingelheim, Chiesi, GlaxoSmithKline, Gilead Sciences, Grifols, Insmad, Janssen, Novartis, Pfizer and Zambon; and is an associate editor of this journal. The remaining authors have nothing to disclose.

References

- 1 Wallmeier J, Nielsen KG, Kuehni CE, et al. Motile ciliopathies. *Nat Rev Dis Primers* 2020; 6: 77.
- 2 Marthin JK, Petersen N, Skovgaard LT, et al. Lung function in patients with primary ciliary dyskinesia: a cross-sectional and 3-decade longitudinal study. *Am J Respir Crit Care Med* 2010; 181: 1262–1268.
- 3 Halbeisen FS, Pedersen ESL, Goutaki M, et al. Lung function from school age to adulthood in primary ciliary dyskinesia. *Eur Respir J* 2022; 60: 2101918.
- 4 Knowles MR, Zariwala M, Leigh M. Primary ciliary dyskinesia. *Clin Chest Med* 2016; 37: 449–461.
- 5 Hannah WB, Seifert BA, Truty R, et al. The global prevalence and ethnic heterogeneity of primary ciliary dyskinesia gene variants: a genetic database analysis. *Lancet Respir Med* 2022; 10: 459–468.
- 6 Kuehni CE, Goutaki M, Rubbo B, et al. Management of primary ciliary dyskinesia: current practice and future perspectives. In: Chalmers JD, Polverino E, Aliberti S, eds. *Bronchiectasis (ERS Monograph)*. 2018; pp. 282–299.
- 7 Barbato A, Frischer T, Kuehni CE, et al. Primary ciliary dyskinesia: a consensus statement on diagnostic and treatment approaches in children. *Eur Respir J* 2009; 34: 1264–1276.
- 8 Lucas JS, Alanin MC, Collins S, et al. Clinical care of children with primary ciliary dyskinesia. *Expert Rev Respir Med* 2017; 11: 779–790.
- 9 Paff T, Omeran H, Nielsen KG, et al. Current and future treatments in primary ciliary dyskinesia. *Int J Mol Sci* 2021; 22: 9834.
- 10 Kobbernagel HE, Buchvald FF, Haarman EG, et al. Efficacy and safety of azithromycin maintenance therapy in primary ciliary dyskinesia (BESTCILIA): a multicentre, double-blind, randomised, placebo-controlled phase 3 trial. *Lancet Respir Med* 2020; 8: 493–505.
- 11 Paff T, Daniels JMA, Weersink EJ, et al. A randomised controlled trial on the effect of inhaled hypertonic saline on quality of life in primary ciliary dyskinesia. *Eur Respir J* 2017; 49: 1601770.
- 12 Raidt J, Maitre B, Pennekamp P, et al. The disease-specific clinical trial network for primary ciliary dyskinesia: PCD-CTN. *ERJ Open Res* 2022; 8: 00139-2022.
- 13 Kuehni CE, Goutaki M, Kobbernagel HE. Hypertonic saline in patients with primary ciliary dyskinesia: on the road to evidence-based treatment for a rare lung disease. *Eur Respir J* 2017; 49: 1602514.
- 14 Amaral MD. Precision medicine for rare diseases: the times they are a-changin'. *Curr Opin Pharmacol* 2022; 63: 102201.
- 15 Smith PG, Morrow RH, Ross DA. Ethical considerations. In: *Field Trials of Health Interventions: a Toolbox*. 3rd Edn. 2015; pp. 98–119.
- 16 COMET Management Group. The COMET Initiative. <https://comet-initiative.org/>. Date last accessed: 28 January 2023.
- 17 Needham DM, Sepulveda KA, Dinglas VD, et al. Core outcome measures for clinical research in acute respiratory failure survivors. An international modified Delphi consensus study. *Am J Respir Crit Care Med* 2017; 196: 1122–1130.
- 18 Zeevenhooven J, Rexwinkel R, Van Berge Henegouwen VWA, et al. A core outcome set for clinical trials in pediatric functional abdominal pain disorders. *J Pediatr* 2020; 221: 115–122.e5.
- 19 Mathioudakis AG, Abroug F, Agusti A, et al. ERS statement: a core outcome set for clinical trials evaluating the management of COPD exacerbations. *Eur Respir J* 2022; 59: 2102006.
- 20 Gahleitner F, Thompson J, Jackson CL, et al. Lower airway clinical outcome measures for use in primary ciliary dyskinesia research: a scoping review. *ERJ Open Res* 2021; 7: 00320-2021.
- 21 Gardner LE, Horton KL, Shoemark A, et al. Proceedings of the 4th BEAT-PCD Conference and 5th PCD Training School. *BMC Proc* 2020; 14: 7.
- 22 Lucas JS, Gahleitner F, Amorim A, et al. Pulmonary exacerbations in patients with primary ciliary dyskinesia: an expert consensus definition for use in clinical trials. *ERJ Open Res* 2019; 5: 00147-2018.
- 23 Behan L, Leigh MW, Dell SD, et al. Validation of pediatric health-related quality of life instruments for primary ciliary dyskinesia (QOL-PCD). *Pediatr Pulmonol* 2019; 54: 2011–2020.

- 24 Behan L, Leigh MW, Dell SD, *et al.* Validation of a health-related quality of life instrument for primary ciliary dyskinesia (QOL-PCD). *Thorax* 2017; 72: 832–839.
- 25 Goutaki M, Papon J-F, Boon M, *et al.* Standardised clinical data from patients with primary ciliary dyskinesia: FOLLOW-PCD. *ERJ Open Res* 2020; 6: 00237-2019.
- 26 Marthin JK, Lucas JS, Boon M, *et al.* International BEAT-PCD consensus statement for infection prevention and control for primary ciliary dyskinesia in collaboration with ERN-LUNG PCD Core Network and patient representatives. *ERJ Open Res* 2021; 7: 00301-2021.
- 27 Goutaki M, Crowley S, Dehlink E, *et al.* The BEAT-PCD (Better Experimental Approaches to Treat Primary Ciliary Dyskinesia) Clinical Research Collaboration. *Eur Respir J* 2021; 57: 2004601.