

The 21st International Workshop on
Ceramic Breeder Blanket Interactions (CBBI-21)

19-20th October 2023
Granada, Spain



Design update of the European DEMO Helium Cooled Pebble Bed breeding blanket

Guangming Zhou¹, Jarir Aktaa¹, David Alonso², Lorenzo V. Boccaccini¹, Ion Cristescu¹, Christophe Garnier³, Francisco A. Hernández^{1,4}, Mathias Jetter¹, Béla Kiss⁵, Christina Koehly¹, Luis Maqueda², Carlos Moreno⁶, Iole Palermo⁷, Jin Hun Park¹, Volker Pasler¹, Anoop Retheesh¹, Álvaro Yáñez²

¹ Karlsruhe Institute of Technology, Germany

⁵ Budapest University of Technology and Economics, Hungary

² ESTEYCO, Spain

⁶ Heffen Technologies, Spain

³ CEA, France

⁷ CIEMAT, Spain

⁴ EUROfusion PMU, Germany

Breeding Blanket Project in  EUROfusion



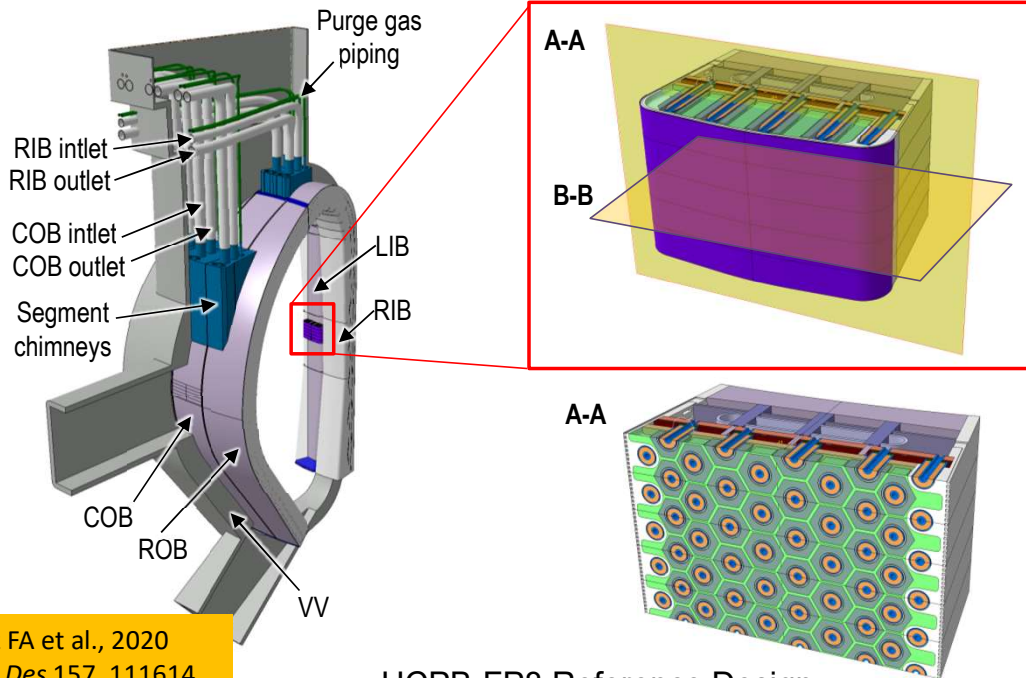
This work has been carried out within the framework of the EUROfusion Consortium, funded by the European Union via the Euratom Research and Training Programme (Grant Agreement No 101052200 — EUROfusion). Views and opinions expressed are however those of the author(s) only and do not necessarily reflect those of the European Union or the European Commission.





- 1. Status of HCPB at the conclusion of FP8 (2014-2020)**
- 2. Challenges related to HCPB & solutions**
- 3. Design activities**
- 4. Conclusions**

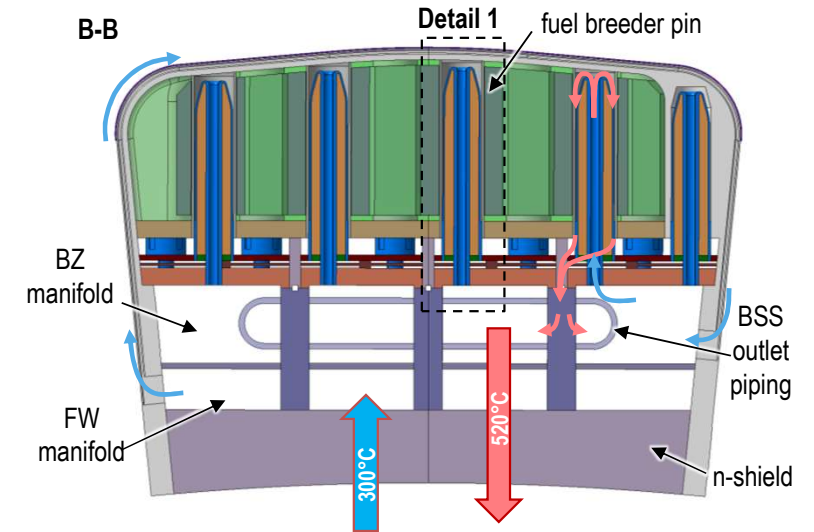
Status of HCPB at the conclusion of FP8 (2014-2020)



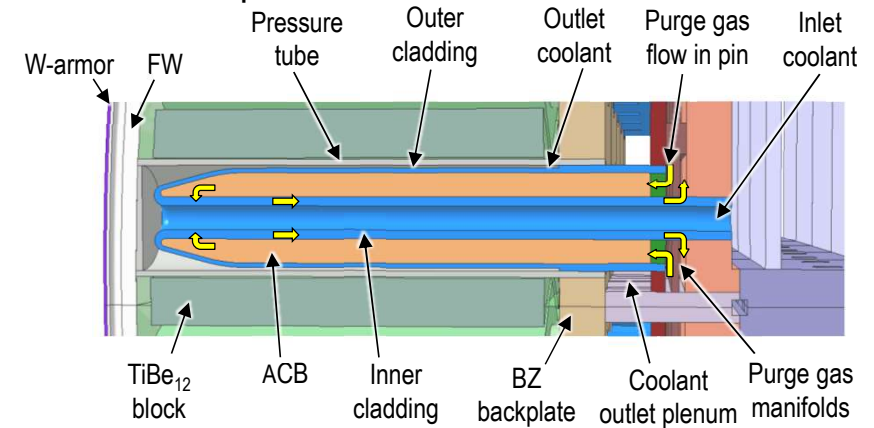
HCPB-Reference Design

Hernández FA et al., 2020
Fusion Eng Des 157, 111614.

- Coolant: He @80 bar, 300-520°C
- Structural steel: Eurofer97
- Fuel-breeder pins contain advanced ceramic breeder (ACB) pebble
- Pins inserted into hexagonal beryllide blocks of neutron multiplier
- T-extraction: Purge gas of He + 0.1vol% H₂ @2 bar
- NA, TH & TM, TBR = 1.20



Detail 1: Fuel-breeder pin



Challenges related to HCPB BB & solutions



Highlighted Challenges

1. Low reliability of BB system under DEMO conditions (Addressed by [1])

Pinna T, Dongiovanni DN, 2020
Fusion Eng Des 161, 111937.

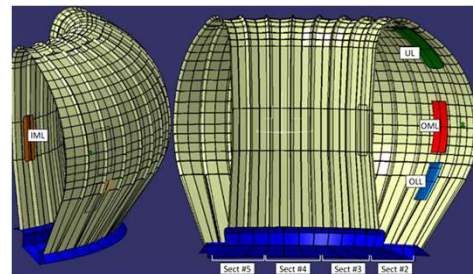
2. Cracking of beryllide blocks (Addressed by [2] + R&D)

3. Degradation of Eurofer at contact with pebbles in purge gas environment (Addressed by [1] + R&D)

4. Low BB shielding capability (Addressed by Efficient shield)

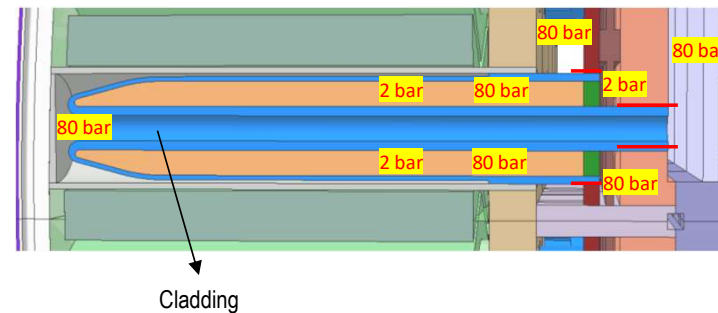
5. Limited heat flux removal capability of the He-cooled FW

Limiters



Solutions

[1] Equalize purge gas and coolant to establish a fault-tolerant blanket design, 80 bar pressure under normal condition

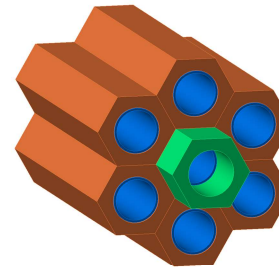


Large number of welds:
400e3

Max. failure rate of welds:
2.58e-08 (1/h)

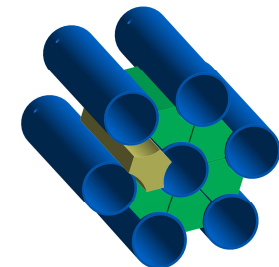
$400e3 \times 2.58e-08 = 0.01$ (1/h)

[2] Change shape of TiBe12 blocks



HCPB-FP8

Hexagonal prism with a central hole

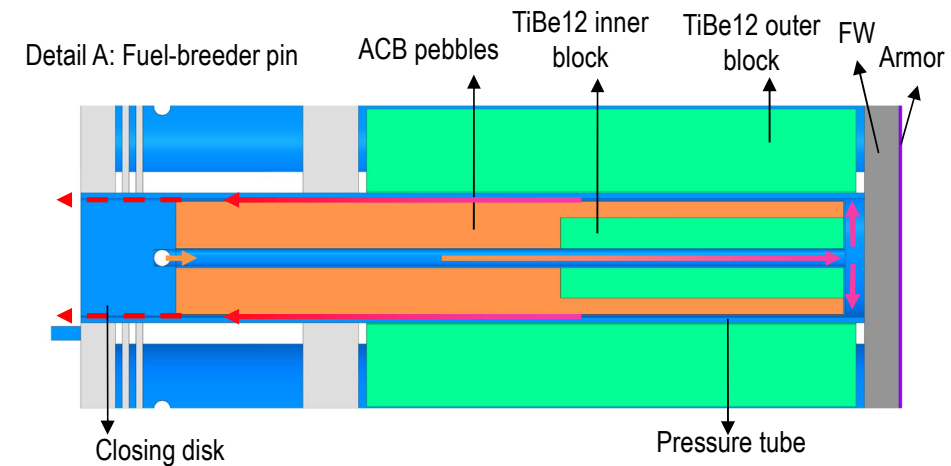
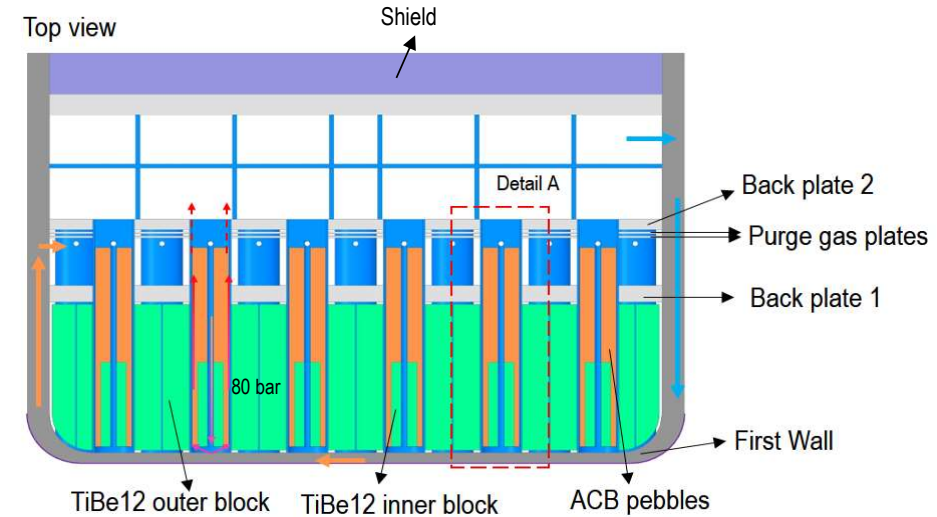
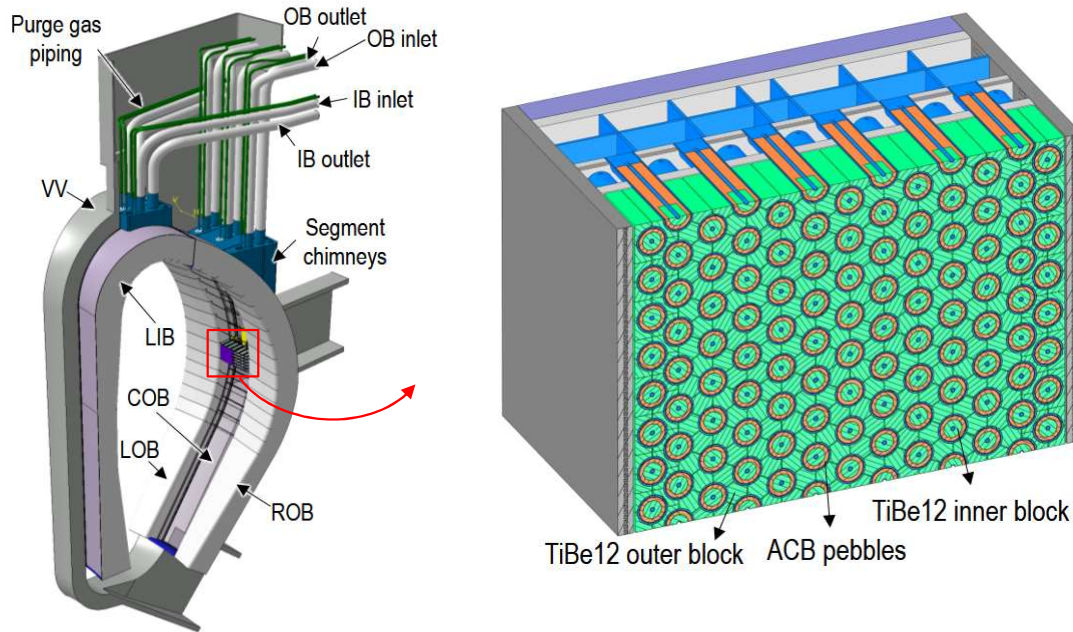


HCPB-BL2017-HP-v1

Triangular prism with lateral edges filleted

Solid block shape improves structural integrity and reduce fabrication time

Design of high pressure purge gas HCPB (HCPB-BL2017-HP-v1)



- Coolant: He @80 bar, 300-520°C
- Structural steel: Eurofer97
- Fuel-breeder pins contain advanced ceramic breeder (ACB) pebble
- Beryllide neutron multiplier of **triangular prism** with lateral edges filleted
- T-extraction: He + 200 Pa H₂ @80 bar; He + 200 Pa H₂O @80 bar (backup)
- FW and critical structure **thicker** + **cooler** by fresh coolant
- **Inner beryllide** block inside ACB pebble
- Nuclear, thermal hydr. & thermal-mech. analysis to confirm soundness

HCPB-BL2017-HP-v1

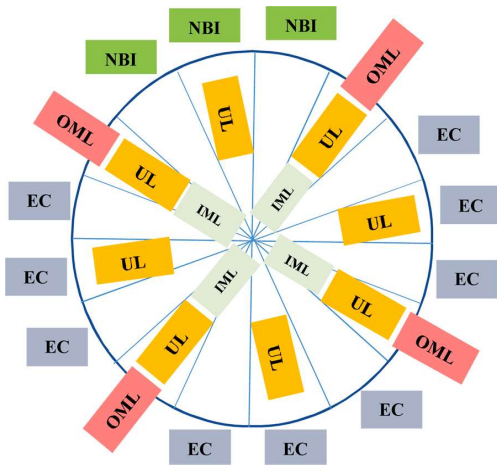
Tritium breeding assessment

Without considering cut-outs

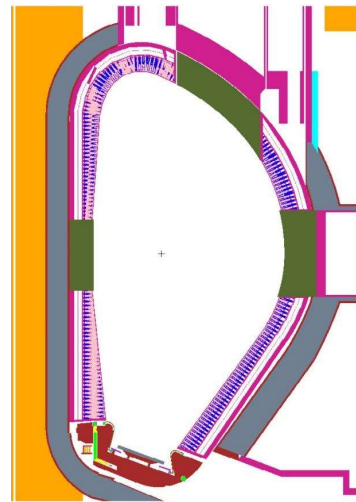
- 3D heterogenous model calculated using MCNP6.2 and JEFF-3.3
- 11.25°: half of a sector of reactor
- The smaller the pitch, the higher TBR ($TBR=1.16\sim 1.20 \pm 0.01\%$)
- Larger gap facilitates neutron streaming, saturates at 5 mm

Considering cut-outs by Heating system & Limiters

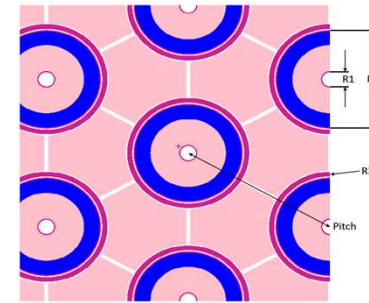
- TBR reduction of 10.5% ($TBR=1.04\sim 1.07$)



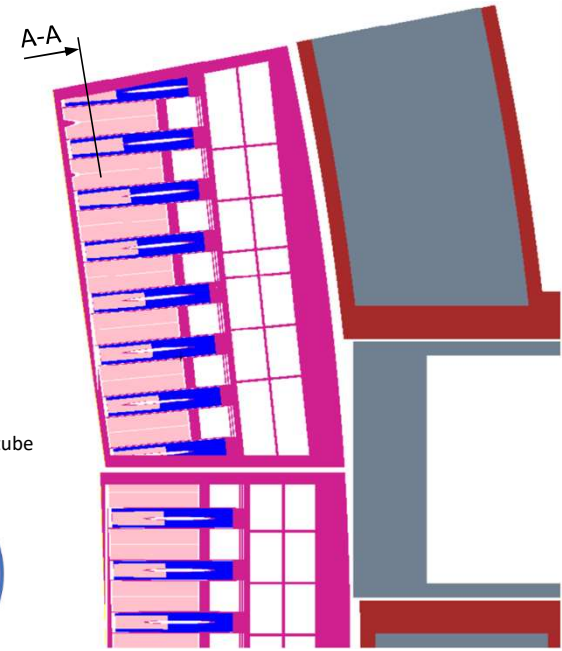
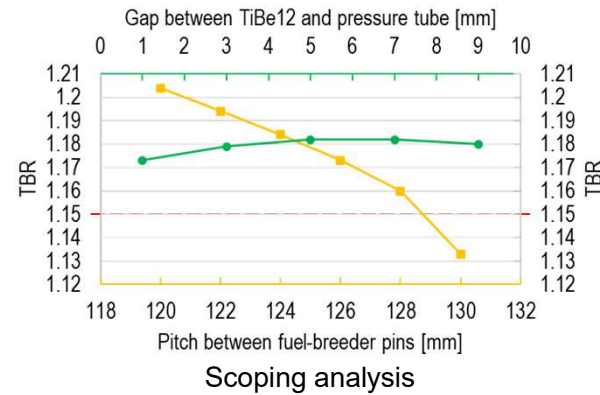
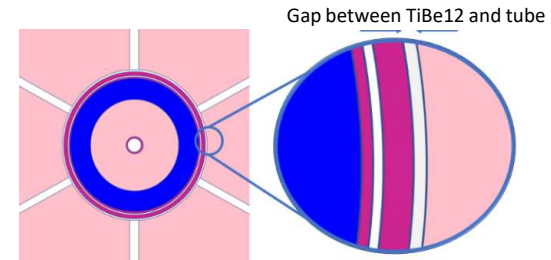
Scheme of the IVCs arrangement



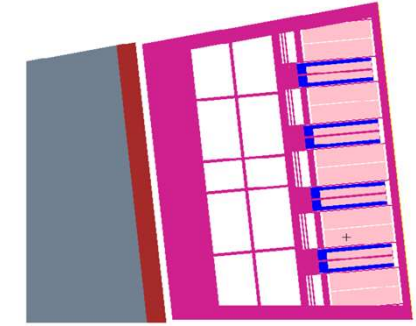
Cut-outs of BB



A-A: Poloidal-toroidal view

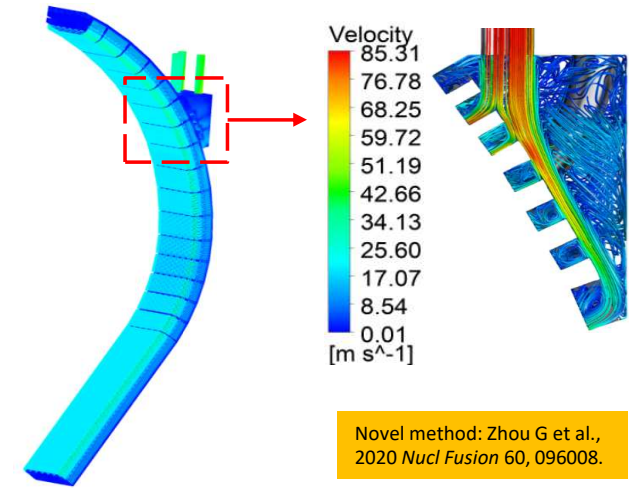
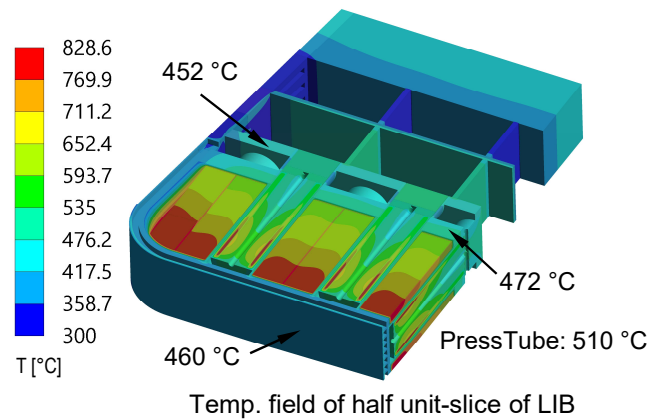
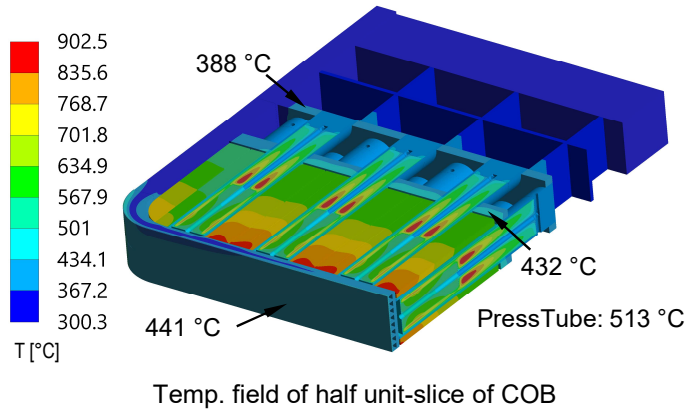


Radial-toroidal cut view - outboard

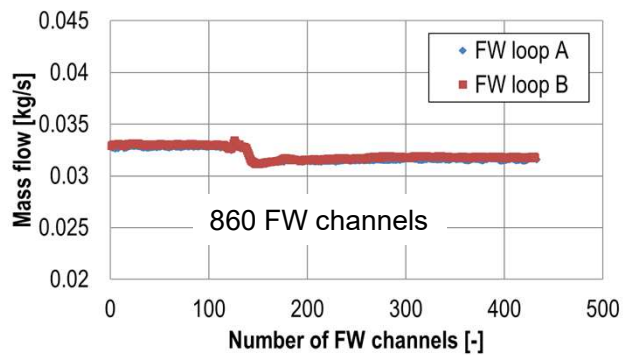


Radial-toroidal cut view - inboard

Thermal hydraulics: Temperature, flow distribution, pressure drop

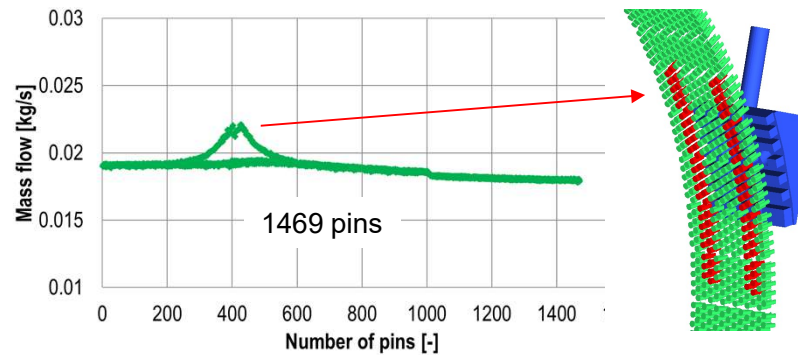


- Temp. of ACB, TiBe12 and Eurofer within corresponding design limits



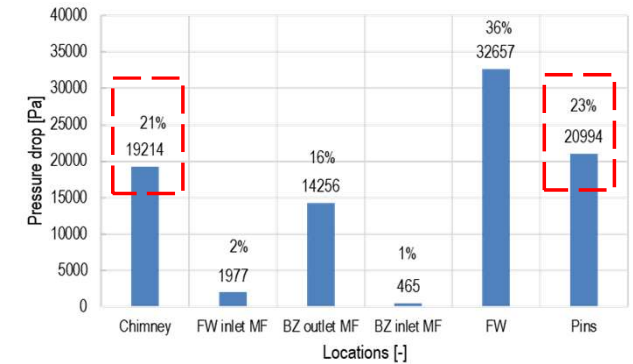
Mass flow rate distribution in FW

- Max deviation from target value: 4.4%



Mass flow rate distribution in pins

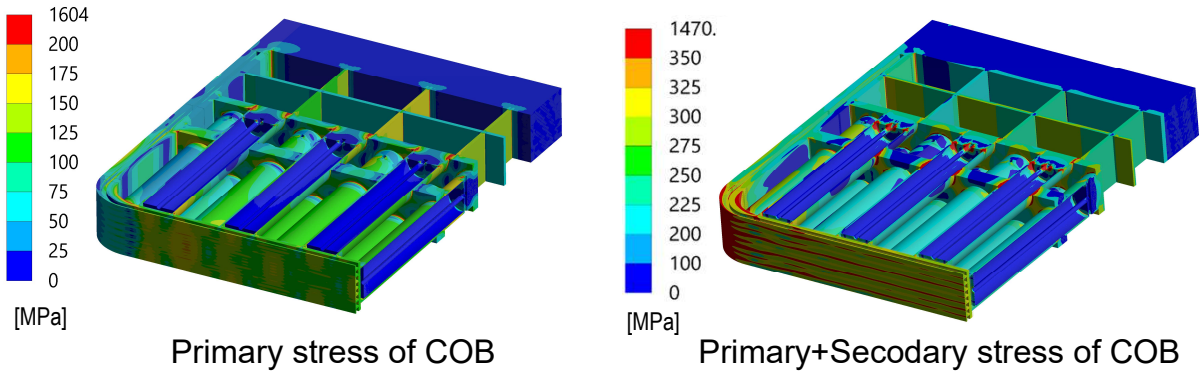
- Max deviation from target value: 17.3%



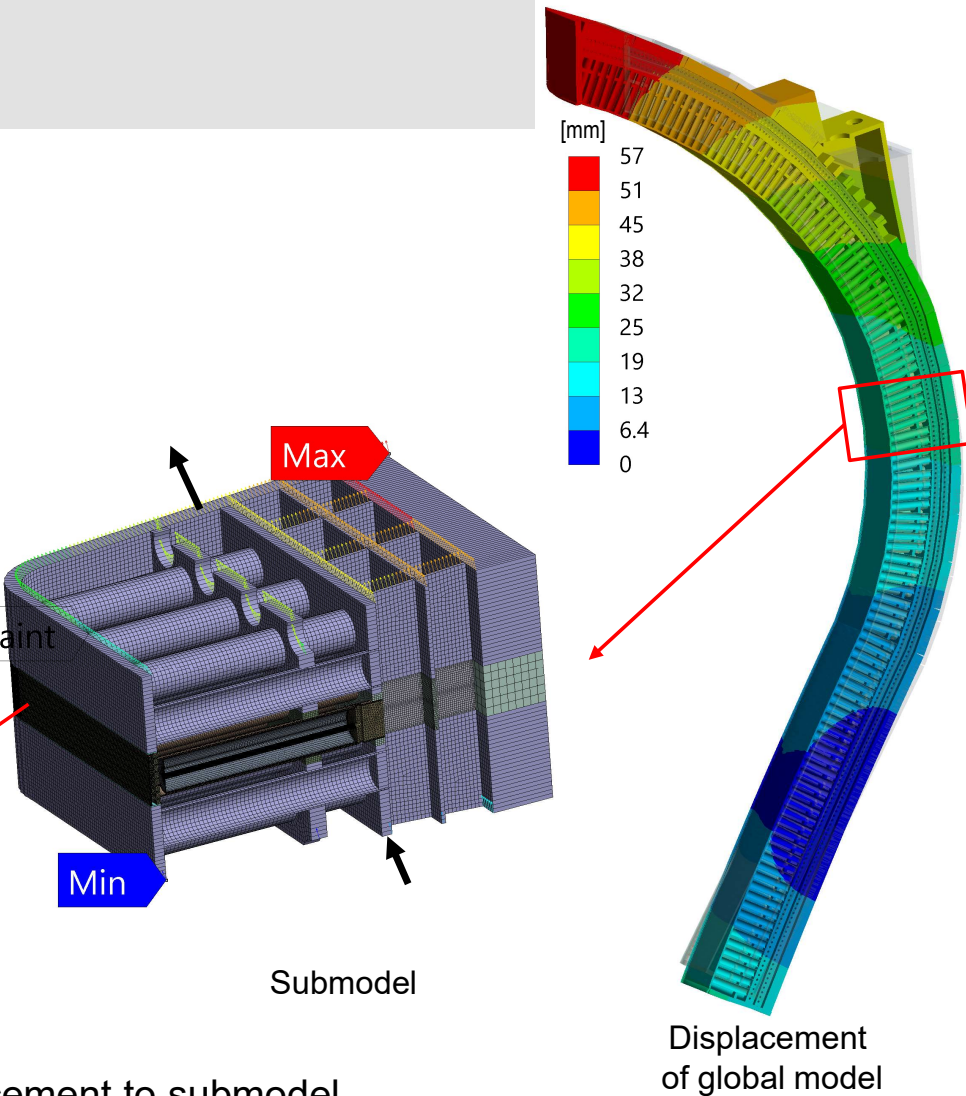
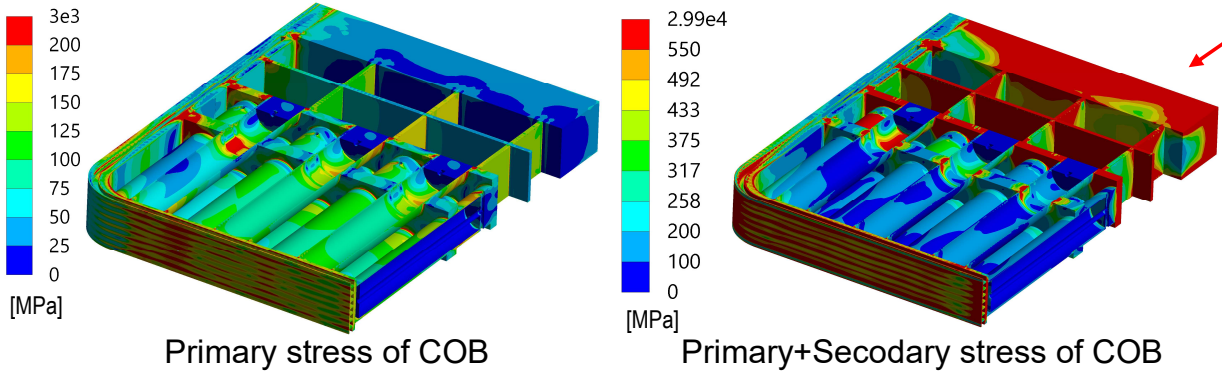
- Total pressure drop: 0.89 bar

Thermal mechanical assessment

Stress assessment using plane strain



Stress assessment using submodelling technique

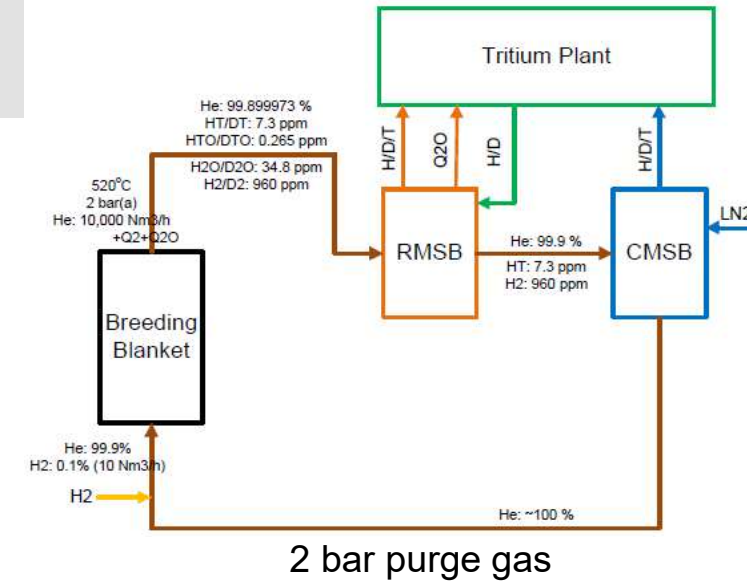


- Developed a sub-modelling technique to transfer the global displacement to submodel
- Generalized or plane strain boundary conditions not conservative
- Most critical regions met the immediate plastic instability, plastic collapse and thermal creep damage modes

Tritium Extraction and Recovery (TER) system

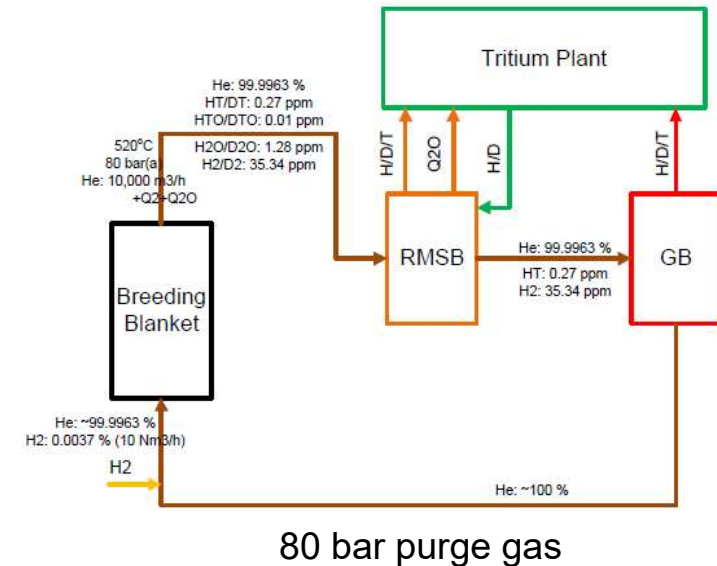
Reference design

- Two stages in series, first the adsorption of Q2O on the Reactive Molecular Sieve Bed (RMSB), thereafter the adsorption of Q2 on the Cryogenic Molecular Sieve Bed (CMSB) at 77 K Q = H, D, T
- Tritium recovered via isotope exchange on RMSB and by heating-up of the CMSB
- Extrapolated to DEMO scale is realizable, high Tech. Readiness Level



Proposed design

- 80 bar purge gas, introduced to improve reliability of BB
- CMSB requires large amount of liquid N2, getter bed is explored as alternative
- Getter bed, in particular ZAO, shows to be a viable option to replace CMSB in TER configuration for Q2 recovery from the purge gas



Shield design

Palermo I et al., 2022 *Energies* 15, 5734.

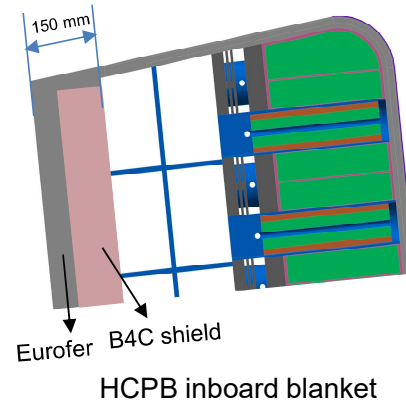


Parametric neutronics analysis

Shield materials: **B₄C**, WC, WB and hydrides

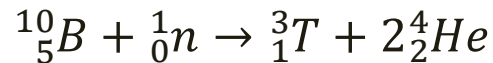
Shoshin A et al., 2021 *Fusion Eng Des* 168, 112426

- **Baseline:** 150 mm Eurofer
- **v1:** 10 mm B₄C, 140 mm Eurofer
- **v2:** 20 mm B₄C, 130 mm Eurofer
- **v3:** 30 mm B₄C, 120 mm Eurofer
- ...
- **v10:** 100 mm B₄C, 50 mm Eurofer



Cases	Nuclear heating at 1st cm of TFC (limit: 5e-5)	Neutron flux at 1st cm of TFC (limit: 1e9)	dpa/fpy at 1st cm of TFC (limit: 1.6e-5)	dpa/fpy at 1st cm of VV (limit: 4.5e-1)	He product. at 1st cm of VV (limit: 0.16)
	W/cm ³	n/cm ² /s	appm/fpy	appm/fpy	appm/fpy
Baseline	8.69e-5	2.21e9	1.81e-5	1.53e-1	0.56
v1	7.36e-5	2.07e9	1.69e-5	1.28e-1	0.42
v2	6.83e-5	2.29e9	1.24e-5	9.27e-2	0.35
v3	5.37e-5	1.82e9	1.42e-5	9.43e-2	0.29
v4	5.16e-5	1.74e9	1.50e-5	8.58e-2	0.27
v5	4.72e-5	1.66e9	1.40e-5	7.70e-2	0.24
v6	4.16e-5	1.57e9	1.41e-5	6.94e-2	0.22
v7	3.69e-5	1.47e9	1.41e-5	6.29e-2	0.18
v8	3.32e-5	1.43e9	1.24e-5	5.76e-2	0.17
v9	3.30e-5	1.41e9	1.27e-5	5.52e-2	0.16
v10	3.24e-5	1.40e9	1.24e-5	5.27e-2	0.15
v5_inverted	4.06e-5	1.65e9	1.28e-5	7.46e-2	0.19
v10_inverted	2.81e-5	1.33e9	1.16e-5	5.07e-2	0.14

Tritium and helium production in B₄C

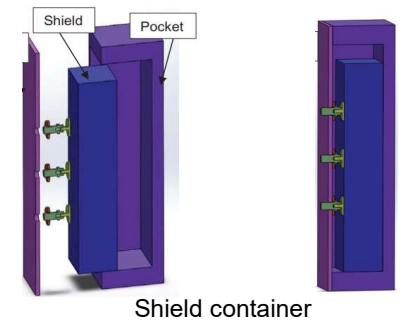


Negligible, 117 kg T/fpy in EU-DEMO

1e-28 [Pa·m³/(s·m²)] << Outgassing limit 1e-11

- Maximum T and He production is in v10: 1.84 mol (5.52 g) T per FPY, 500 mol (2 kg) Helium per FPY in EU-DEMO
- 90 mm B₄C is needed for meeting all the requirements
- Container of B₄C is designed to contain fragmentation
- ITER-like solution seems feasible

Shoshin A et al., 2021 *Fusion Eng Des* 168, 112426





■ Summary

- Solutions proposed to resolve the challenges of HCPB concept
- Key solution: high pressure purge gas, to establish a high-reliability HCPB concept
- Nuclear, thermal hydraulics and thermal mechanics assessments confirms the soundness of high pressure purge gas HCPB concept
- Tritium Extraction and Recovery system can cope with high pressure purge gas

■ Outlook

- Start RAMI analysis to check the reliability
- Complete the on-going safety analysis to confirm there is no show-stopper
- Introduce this design as baseline of HCPB breeding blanket for EU DEMO



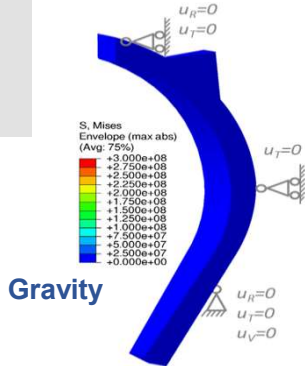
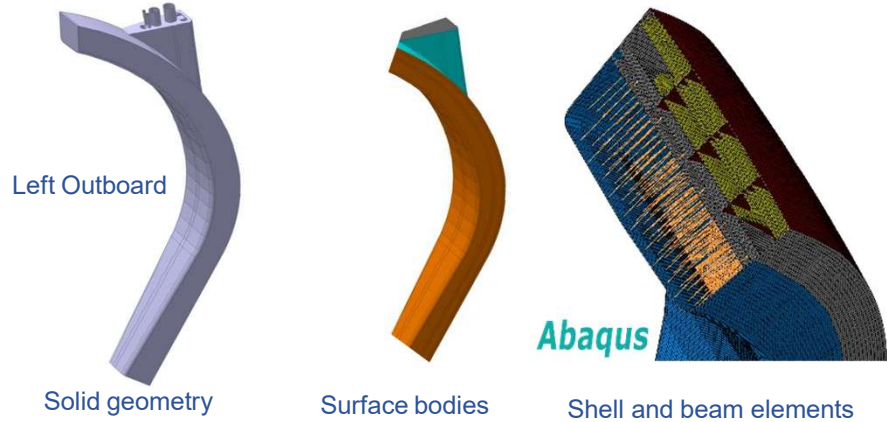
Contact: Guangming Zhou
Email: guangming.zhou@kit.edu



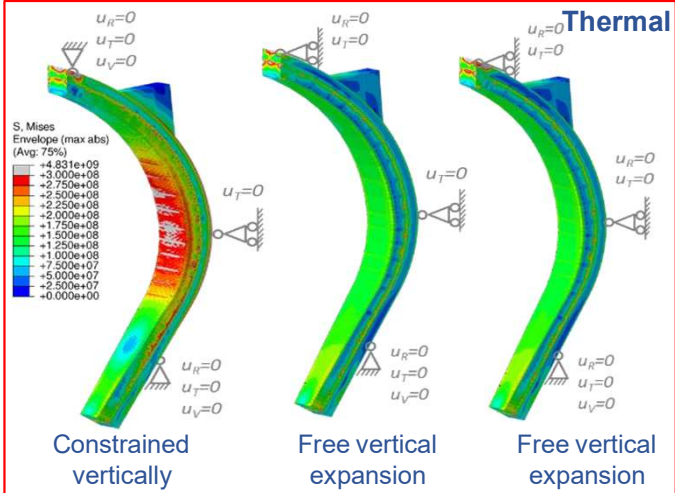
Backup slides

Optioneering of blanket attachment (1/2)

- Attachment: accommodate gravity, thermal, pressure and EM loads, conform remote handling
- Equivalent shell and beam elements used to get quick feedback



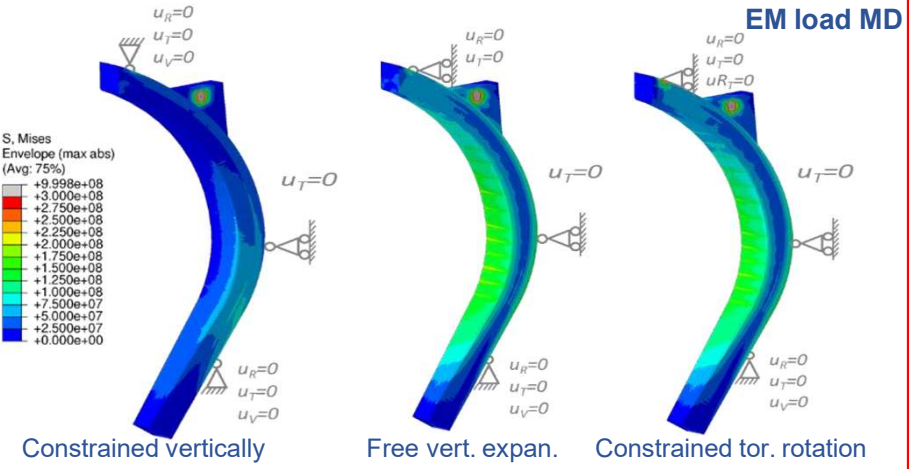
Gravity loads do not cause a large global stress, thus not critical. However, it is important that the segments are fully supported before any thermal expansion occurs.



When fully constrained, causing a large global stress on the First Wall.

When free to expand vertically, the stress level at the FW is almost negligible.

A slightly larger stress level is reached at the FW when a radial support is included.

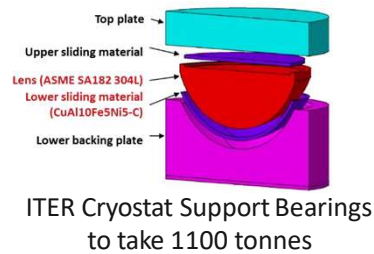
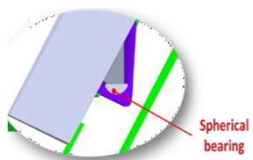
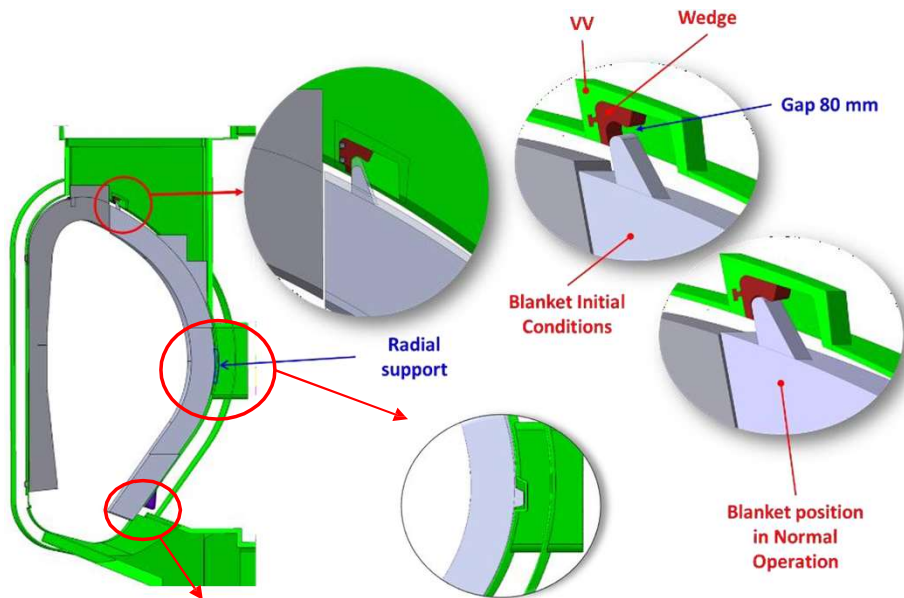


When fully constrained, the stress on FW is negligible, but stresses become large if the segment is free to expand vertically.

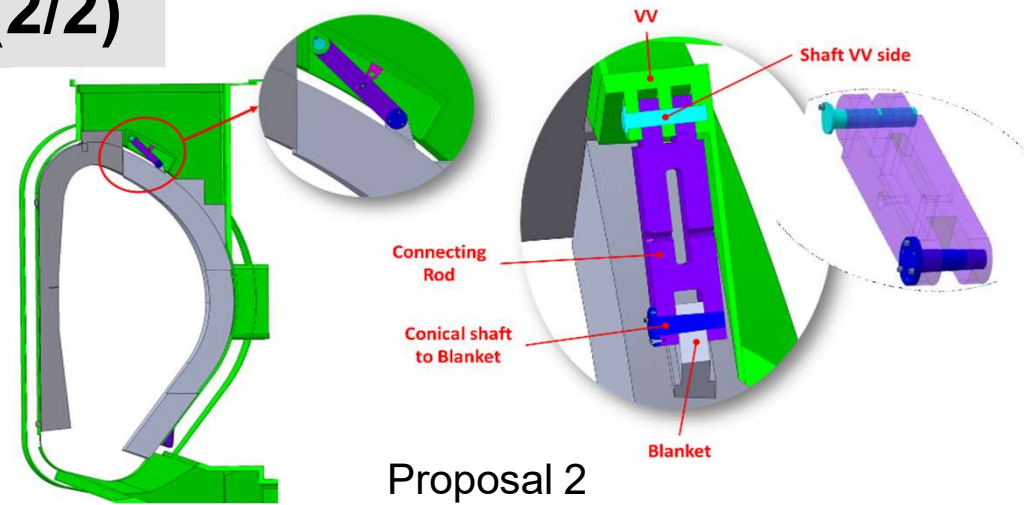
An important requirement derived: sufficient supporting conditions to withstand EM and seismic loads during operation

Optioneering of blanket attachment (2/2)

- Proposed concepts of BB-to-VV attachment
Bottom, middle and top supporting structures



Proposal 1



Proposal 2

At bottom, spherical bearing similar to ITER Cryostat Support Bearings

At midplane, toroidal key is proposed. The toroidal key has a toroidal gap to facilitate assembly by RH tools. The pocket at the VV allows sufficient vertical displacement (124 mm) of the segment for the assembly process.


At top, two proposals are being considered. Wedge (Proposal 1) and Conical shaft (Proposal 2).

0. Initial conditions	1. Wedge removal	2. Segment lift	3. Segment rotation	4. Segment translation	5. Segment extraction

Tritium permeation analysis



- 3D component level solver [3]
 - Developed based on the OpenFOAM and benchmarked with TMAP 7

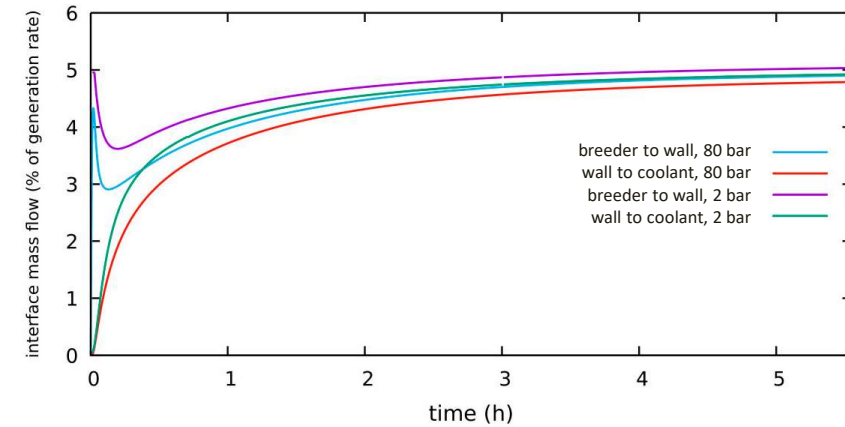


OpenFOAM
The Open Source CFD Toolbox

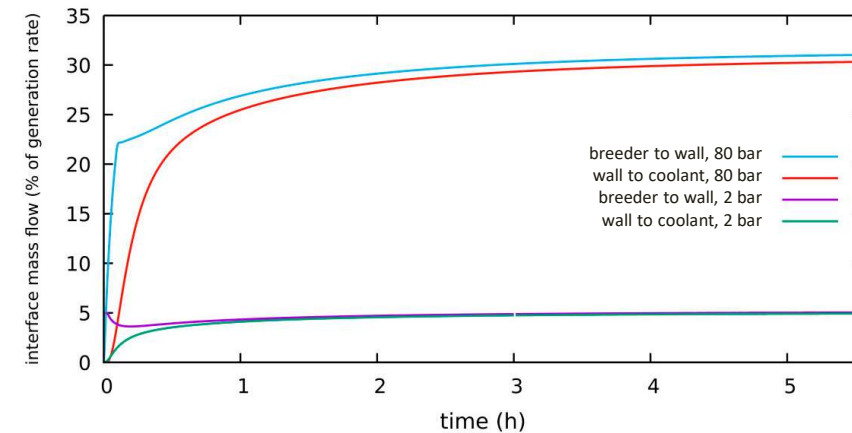
T permeation analysis

- T permeation analysis under 2 bar pressure purge gas vs 80 bar pressure purge gas, with same H₂ partial pressure
- Wet purge gas vs dry purge gas

Purge gas	Permeation to coolant	Wall T inventory
200Pa H ₂ , no H ₂ O	0.077% of T generation	65 ng
200Pa H ₂ + 200Pa H ₂ O	0.022% of T generation 3.5 times less	19.2 ng



Permeation under equal volumetric flow




Permeation under equal mass flow

[3] Pasler V et al., 2021 *Applied Sciences* 11, 3481.




Assessment of lifetime due to pebble-Eurofer interaction

- Acc. to [1], the fatigue lifetime reduced due to interaction between pebbles and Eurofer97

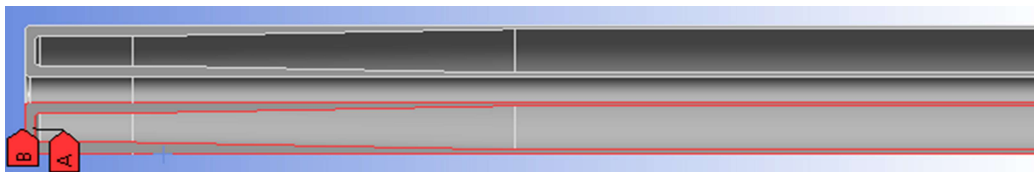


- Creep-Fatigue-Assessment tool [2] used to assess different design options (2 bar vs 80 bar purge gas)



2 bar purge gas

- Along the indicated paths, most regions failed to withstand the required 7787 cycles



80 bar purge gas

- Along the indicated paths, most regions succeeded to withstand the required 7787 cycles

[1] Aktaa J et al., 2020 *Fusion Eng Des* 157, 111732.

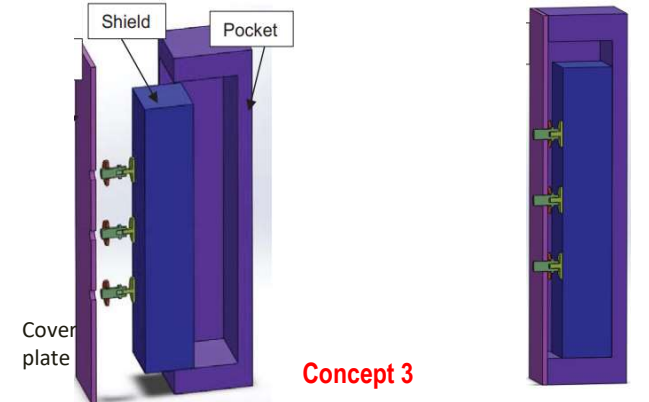
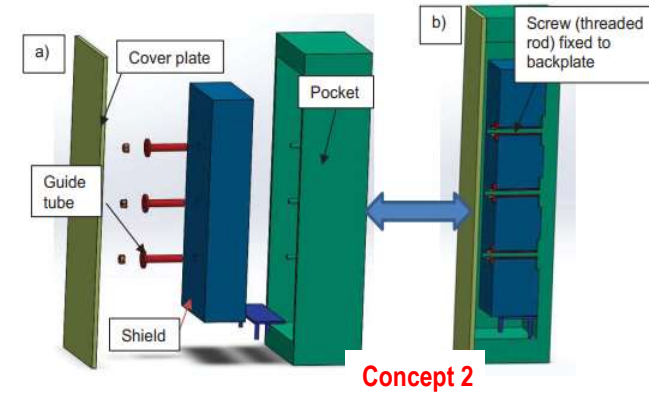
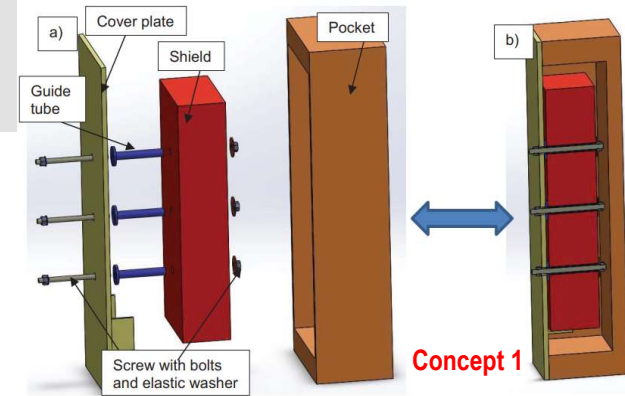
[2] Mahler M, Aktaa J, 2018 *Nucl Mat Energ* 15, 85-91.

- New design able to improve lifetime

Shield design: Structural design and analysis

To confine the fragmentation, B₄C shield is designed to be contained

- Concept 1: Radiation, shield fixed to cover plate
- Concept 2: Contact, shield fixed to BSS backplate
- Concept 3: Contact, shield fixed to BSS backplate with external clamping



			Cover plate	Shield	BSS
Concepts 2 & 3	Tmax	°C	426 < 450°C → negligible creep	467	382 > 375°C → significant creep
	Tmoy	°C	425	443	353
	ΔT		1	85	62
	Max(σ̄)	MPa	2	156	113
	$\overline{Q_m + Q_b} = \overline{\Delta Q}$	MPa	2 → low value	-	132
	Applied design criteria		Ratcheting: $\frac{P_m + P_b + \Delta Q}{3Sm} < 3Sm$	Max(σ̄) < 155 MPa (B ₄ C Yield strength at 980°C)	Simplified analysis with negligible creep: Ratcheting $\overline{\Delta Q} < 1.5 Sm = 275 \text{ MPa}$ (350°C)
Criteria		No analysis, should be validated	Validated	Validated	

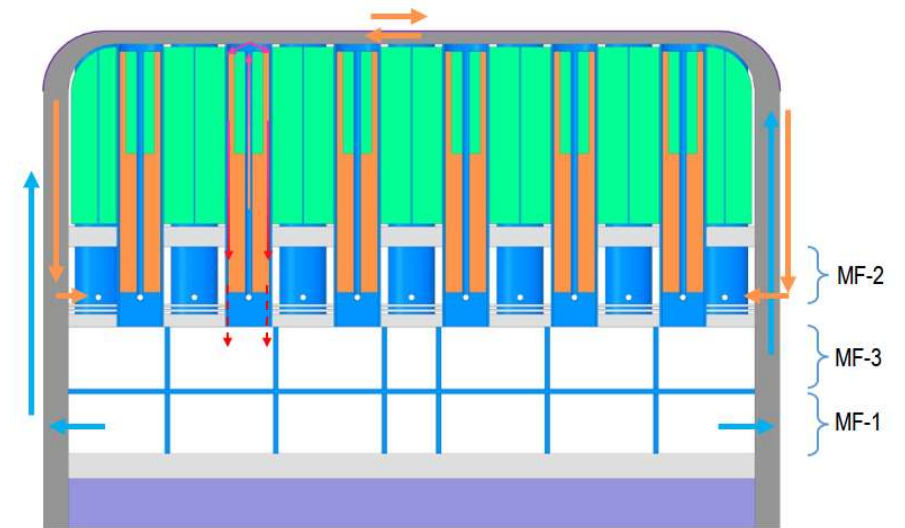
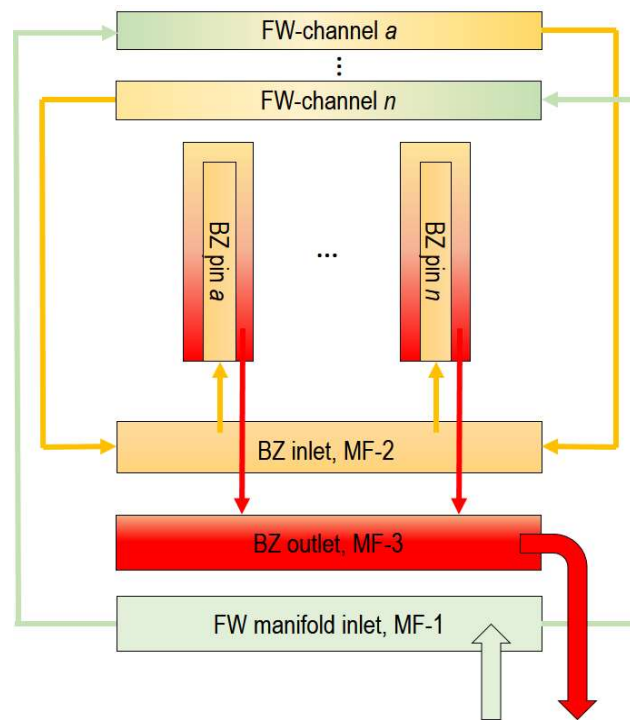
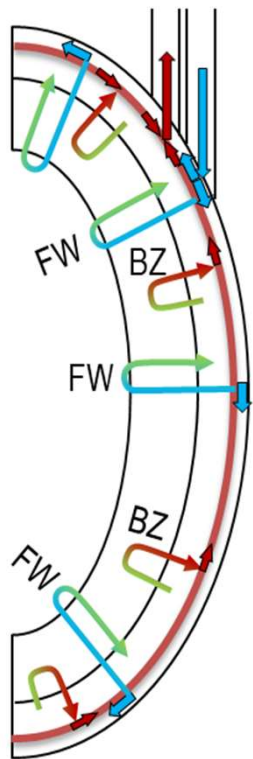
			Cover plate	Shield	BSS
Concept 1	Tmax	°C	795 > 450°C → significant creep	950°C	364 < 375°C → negligible creep
	Tmoy	°C	791	935	343
	ΔT		5	54	48
	Max(σ̄)	MPa	9	124	89
	$\overline{Q_m + Q_b} = \overline{\Delta Q}$	MPa	8 → low value	-	109
	Applied design criteria		Simplified analysis with negligible creep: Ratcheting $\frac{P_m + P_b + \Delta Q}{3Sm} < 3Sm$	Max(σ̄) < 155 MPa (B ₄ C Yield strength at 980°C)	Ratcheting, negligible creep $\overline{\Delta Q} < 1.5 Sm = 275 \text{ MPa}$ (350°C)
Validation		No analysis (low stress), should be validated	Validated	Validated	

Shield of ITER diagnostic port-plug



Shoshin A et al., 2021 *Fusion Eng Des* 168, 112426

Flow scheme

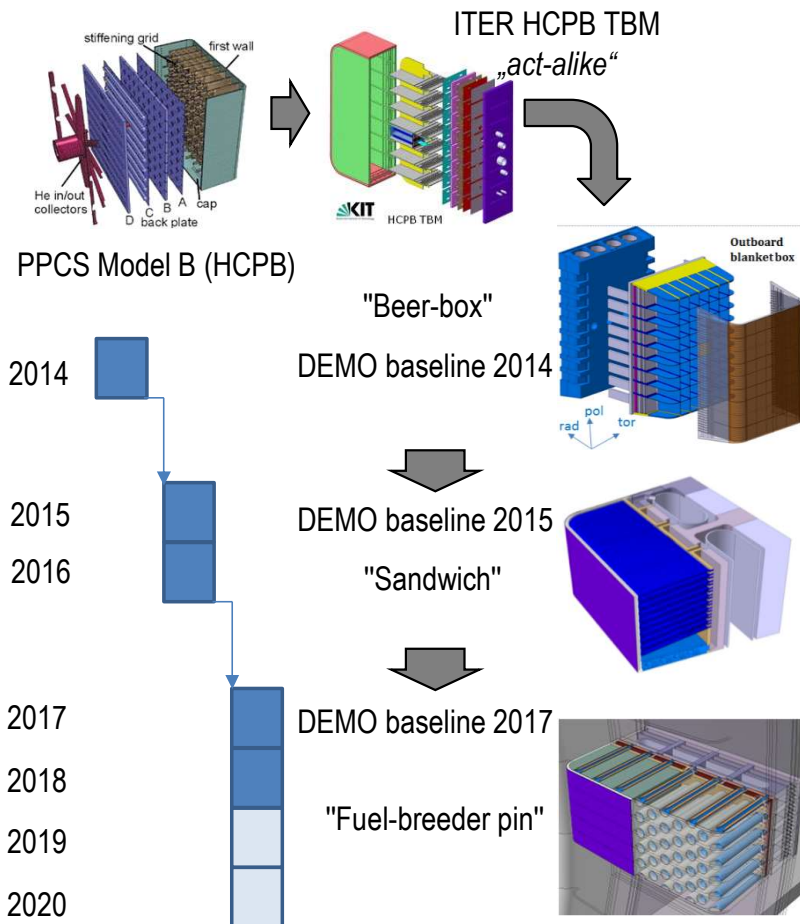




Solid breeding blanket in Europe: HCPB Design evolution

- HCPB and WCLL are two driver blanket concepts for EU DEMO

Pre-Concept Design Phase (FP8)



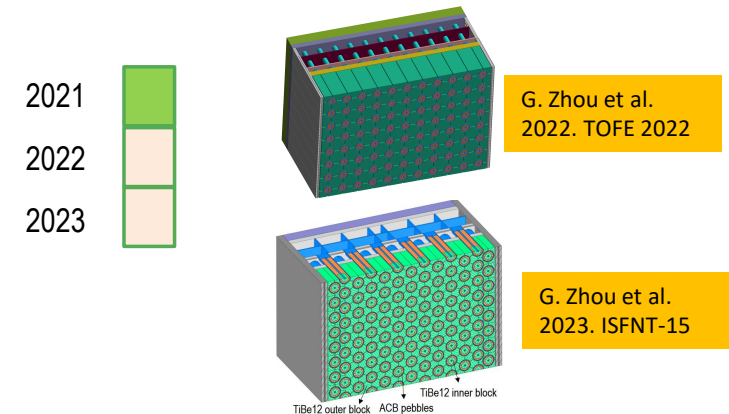
- Coolant: He @80 bar, 300-520°C
- Structural steel: Eurofer97
- T-breeder: Li-ceramics
- n-multiplier: Beryllide
- T-extraction: purge gas

- + ↑↑ Robustness (in-box LOCA)
- ↓↓ TBR (1.06)
- ↑↑ Fabrication & assembly complexity
- ↑↑ Δp ($P_{pump} \approx 250MW$, low TRL BoP)

- + ↑ Robustness (in-box LOCA)
- + ↑ TBR (1.15)
- ↑ Fabrication & assembly complexity
- ↑ Δp ($P_{pump} \approx 150MW$, low TRL BoP)

- + ↑ Robustness (in-box LOCA)
- + ↑ TBR (1.20)
- + ↓ Fabrication & assembly complexity
- + ↓ Δp ($P_{pump} \approx 90MW$, high TRL BoP)
- RAMI

Concept Design Phase (FP9)



- + ↑ Robustness (in-box LOCA)
- + ↑ TBR (1.20)
- + ↓ Fabrication & assembly complexity
- + ↓ Δp ($P_{pump} \approx 90MW$, high TRL BoP)
- + ↑ High reliability

