

Washington University School of Medicine

Digital Commons@Becker

2020-Current year OA Pubs

Open Access Publications

1-1-2022

Protocol for the Ketamine for Postoperative Avoidance of Depressive Symptoms (K-PASS) feasibility study: A randomized clinical trial

Bradley A Fritz

Washington University School of Medicine in St. Louis

Bethany R Tellor Pennington

Washington University School of Medicine in St. Louis

Ben J A Palanca

Washington University School of Medicine in St. Louis

Julie A Schweiger

Washington University School of Medicine in St. Louis

Jon T Willie

Washington University School of Medicine in St. Louis

See next page for additional authors

Follow this and additional works at: https://digitalcommons.wustl.edu/oa_4



Part of the [Medicine and Health Sciences Commons](#)

Please let us know how this document benefits you.

Recommended Citation

Fritz, Bradley A; Tellor Pennington, Bethany R; Palanca, Ben J A; Schweiger, Julie A; Willie, Jon T; and Farber, Nuri B, "Protocol for the Ketamine for Postoperative Avoidance of Depressive Symptoms (K-PASS) feasibility study: A randomized clinical trial." *F1000Research*. 11, 510 (2022).

https://digitalcommons.wustl.edu/oa_4/2753

This Open Access Publication is brought to you for free and open access by the Open Access Publications at Digital Commons@Becker. It has been accepted for inclusion in 2020-Current year OA Pubs by an authorized administrator of Digital Commons@Becker. For more information, please contact vanam@wustl.edu.

Authors

Bradley A Fritz, Bethany R Teller Pennington, Ben J A Palanca, Julie A Schweiger, Jon T Willie, and Nuri B Farber



STUDY PROTOCOL

Protocol for the Ketamine for Postoperative Avoidance of Depressive Symptoms (K-PASS) feasibility study: A randomized clinical trial [version 1; peer review: 2 approved]

Bradley A. Fritz ¹, Bethany R. Tellor Pennington¹, Ben J.A. Palanca^{1,2}, Julie A. Schweiger², Jon T. Willie³, Nuri B. Farber ²

¹Department of Anesthesiology, Washington University in St. Louis, St. Louis, Missouri, 63110, USA

²Department of Psychiatry, Washington University in St. Louis, St. Louis, Missouri, 63110, USA

³Department of Neurosurgery, Washington University in St. Louis, St. Louis, Missouri, 63110, USA

V1 First published: 11 May 2022, 11:510
<https://doi.org/10.12688/f1000research.121529.1>
Latest published: 11 May 2022, 11:510
<https://doi.org/10.12688/f1000research.121529.1>

Abstract



Background: Postoperative depressive symptoms are associated with pain, readmissions, death, and other undesirable outcomes. Ketamine produces rapid but transient antidepressant effects in the perioperative setting. Longer infusions confer lasting antidepressant activity in patients with treatment-resistant depression, but it is unknown whether a similar approach may produce a lasting antidepressant effect after surgery. This protocol describes a pilot study that will assess the feasibility of conducting a larger scale randomized clinical trial addressing this knowledge gap.

Methods: This single-center, double-blind, placebo-controlled pilot trial involves the enrollment of 32 patients aged 18 years or older with a history of depression scheduled for surgery with planned intensive care unit admission. On the first day following surgery and extubation, participants will be randomized to an intravenous eight-hour infusion of either ketamine (0.5 mg kg⁻¹ over 10 minutes followed by a continuous rate of 0.3 mg kg⁻¹ h⁻¹) or an equal volume of normal saline. Depressive symptoms will be quantified using the Montgomery-Asberg Depression Rating Scale preoperatively and serially up to 14 days after the infusion. To detect ketamine-induced changes on overnight sleep architecture, a wireless headband will be used to record electroencephalograms preoperatively, during the study infusion, and after infusion. The primary feasibility endpoints will include the fraction of patients approached who enroll, the fraction of randomized patients who complete the study infusion, and the fraction of randomized patients who complete outcome data collection.


Conclusions: This pilot study will evaluate the feasibility of a future large comparative effectiveness trial of ketamine to reduce depressive symptoms in postsurgical patients.

Open Peer Review

Approval Status 

	1	2
version 1 11 May 2022	 view	 view

1. **Boris D. Heifets** , Stanford University, Stanford, USA

2. **Octavian Vasiliu** , Dr. Carol Davila University Emergency Central Military Hospital, Bucharest, Romania

Any reports and responses or comments on the article can be found at the end of the article.

Registration: K-PASS is registered on ClinicalTrials.gov: [NCT05233566](https://clinicaltrials.gov/ct2/show/study/NCT05233566); registered February 10, 2022.

Keywords

Depression, Feasibility, Ketamine, Protocol, Randomized Clinical Trial, Surgery



This article is included in the [All trials matter](#) collection.

Corresponding author: Bradley A. Fritz (bafritz@wustl.edu)

Author roles: **Fritz BA:** Conceptualization, Funding Acquisition, Methodology, Supervision, Writing – Original Draft Preparation; **Tellor Pennington BR:** Conceptualization, Funding Acquisition, Methodology, Writing – Review & Editing; **Palanca BJA:** Conceptualization, Funding Acquisition, Resources, Writing – Review & Editing; **Schweiger JA:** Methodology, Writing – Review & Editing; **Willie JT:** Conceptualization, Methodology, Writing – Review & Editing; **Farber NB:** Conceptualization, Funding Acquisition, Methodology, Writing – Review & Editing

Competing interests: No competing interests were disclosed.

Grant information: This work is supported by the Washington University Center for Perioperative Mental Health (grant number P50 MH122351) from the National Institute of Mental Health of the National Institutes of Health (NIH), via subgrants to BAF and BJAP. The content is solely the responsibility of the authors and does not necessarily represent the official view of the NIH. The NIH played no role in the design of this protocol. In addition, Dr. Fritz's time is supported by a grant from the Foundation for Anesthesia Education and Research (grant MRTG08152020). Drs. Palanca and Farber are supported by National Institute of Mental Health (NIMH) (1U01MH128483).

The funders had no role in study design, data collection and analysis, decision to publish, or preparation of the manuscript.

Copyright: © 2022 Fritz BA *et al.* This is an open access article distributed under the terms of the [Creative Commons Attribution License](#), which permits unrestricted use, distribution, and reproduction in any medium, provided the original work is properly cited.

How to cite this article: Fritz BA, Tellor Pennington BR, Palanca BJA *et al.* **Protocol for the Ketamine for Postoperative Avoidance of Depressive Symptoms (K-PASS) feasibility study: A randomized clinical trial [version 1; peer review: 2 approved]** F1000Research 2022, 11:510 <https://doi.org/10.12688/f1000research.121529.1>

First published: 11 May 2022, 11:510 <https://doi.org/10.12688/f1000research.121529.1>

Introduction

Postoperative depression

Approximately 25-50% of patients presenting for surgery have a history of depression.¹⁻⁵ Patients with a history of preoperative depression are at elevated risk for experiencing depressive symptoms after surgery. In a cohort of 248 neurosurgical patients, lifetime history of depression was an independent predictor of postoperative depressive symptoms.⁶ Similar risks have been observed in cardiac surgery.¹ When scores on various depression scales are analyzed as continuous variables, worse preoperative scores have consistently been significant predictors of worse postoperative scores.⁷⁻⁹ Postoperative depressive symptoms of greater severity have been linked to increased pain,¹⁰ more frequent hospital readmissions within six months,¹¹ as well as increased mortality in short-term and long-term follow-up.¹²

Currently, prevention and treatment of depressive symptoms generally focuses on continuation, resumption, or initiation of oral antidepressants. The first-line agents include selective serotonin reuptake inhibitors and serotonin norepinephrine reuptake inhibitors, based on American Psychiatric Association recommendations for treatment of depression in adults and older adults.¹³ Following initiation or dose titration, these medications take several weeks to achieve their full effect,¹⁴⁻¹⁶ limiting their effectiveness to prevent acute depressive symptoms after surgery. Furthermore, it may not be possible to give these medications in some instances due to impaired gastrointestinal absorption or motility or due to concern for medication interactions such as serotonin syndrome. Given that rehabilitation is a common need following major surgery, rapid-acting antidepressants may be both more impactful and more easily administered in the perioperative compared to outpatient setting.

Ketamine as an antidepressant

The N-methyl-D-aspartate (NMDA) receptor antagonist ketamine has shown promise as a novel, rapid-acting therapy for treatment-resistant depression. In 2006, Zarate and colleagues published an 18-patient randomized trial that demonstrated improved Hamilton Depression Rating Scale scores following 0.5 mg kg⁻¹ ketamine infused over 40 minutes compared to placebo.¹⁷ Since then, this finding has been replicated multiple times, with a recent meta-analysis of 19 studies reporting that a single infusion of ketamine led to improved depressive symptoms compared to placebo at four hours and 24 hours.¹⁸ Additional trials have demonstrated superiority of ketamine compared to active comparators such as midazolam for treatment of treatment-resistant depression.^{19,20}

The antidepressant properties of ketamine are potentially mediated by a sequence of events that lead to synaptogenesis and increased electroencephalogram (EEG) sleep slow wave activity (SWA). Ketamine administration results in increased extracellular glutamate in the prefrontal cortex,²¹⁻²³ initiating a chain of events^{24,25} that leads to increased prefrontal synaptic density.²⁶ Enhanced synapse creation during wakefulness is followed by enhanced synapse pruning during subsequent sleep, for which sleep SWA (1-4 Hz total EEG power) during non-rapid eye movement (NREM) sleep is a commonly used surrogate.²⁷ Additionally, low sleep SWA during baseline sleep predicts ketamine responsiveness in depressed patients,²⁸ and increases in sleep SWA following ketamine infusion correlate with symptom response.²⁹

Although ketamine achieves its antidepressant effect rapidly, the effect of a single bolus wanes over the first week, and strategies to achieve longer effects have been explored, such as repeat intravenous boluses and intranasal administration.³⁰⁻³⁴ Symptoms can be controlled for multiple weeks, but ongoing therapy is needed to sustain the effect.³⁵ An alternative strategy that reduces repeated dosing is to use a long-duration of infusion. In a pilot study, a 96-hour ketamine infusion titrated to a goal of 0.6 mg kg⁻¹ h⁻¹ led to a rapid reduction in depressive symptoms in a large majority of responders sustained for up to eight weeks.^{36,37}

Lessons learned from treatment-resistant depression may guide the mitigation of depressive symptoms in the perioperative arena. Ketamine is already familiar in this setting because it is sometimes used to provide sedation or to augment analgesia.^{38,39} Boluses of 0.25-0.5 mg kg⁻¹ during Cesarean section have been associated with either no effect⁴⁰ or with reductions in postpartum depression.^{41,42} In surgery with general anesthesia, ketamine boluses near the time of induction have been associated with reduced postoperative depressive symptoms among patients with a history of depression^{43,44} but not in a general population of older adults.⁴⁵ In those studies where a significant beneficial effect was observed, the effect quickly waned over the first few days after surgery. Treatment strategies that produce longer-lasting effects are desirable, but the longer-duration infusion that has shown promise in treatment-resistant depression has not been tested in the postoperative setting.

Hypothesis and objectives

The aim of this pilot study is to assess the feasibility of conducting a phase three clinical trial, which will test the hypothesis that a postoperative sustained, low-dose ketamine infusion can prevent postoperative depressive symptoms in surgical patients with a history of depression. Therefore, this feasibility trial has three primary objectives: to evaluate the

feasibility of recruiting participants to the randomized trial, to evaluate the feasibility of delivering the study medication, and to evaluate the feasibility of collecting depression outcome data. Secondary objectives are to estimate the effect sizes for two efficacy outcomes: postoperative depressive symptoms as quantified using the Montgomery-Asberg Depression Rating Scale on post-infusion day four and delta sleep ratio on EEG collected the first night following the study medication.

Methods

Overall trial design

This trial will follow a randomized, placebo-controlled, double-blinded, parallel design. It will be conducted at Washington University in St. Louis School of Medicine/Barnes-Jewish Hospital, a large academic hospital that serves as a quaternary referral center for a multi-state area in the Midwest region of the United States. The overall trial structure is shown in [Figure 1](#). This protocol has been designed in accordance with the Standard Protocol Items: Recommendations for Interventional Trials (SPIRIT) guidelines.⁴⁶

Eligibility criteria

Inclusion criteria for this trial will include patients (1) aged 18 years or older, (2) scheduled for surgery with planned intensive care unit (ICU) admission at Barnes-Jewish Hospital, (3) past medical history of depression, (4) ability to provide written, informed consent, and (5) stated willingness to comply with all study procedures. Past medical history of depression will be defined by previous diagnosis documented in the electronic health record or by previous use of an oral antidepressant.

Exclusion criteria will include (1) bipolar depression, (2) outpatient antipsychotic medication use, (3) emergent surgery, (4) known or suspected elevation in intracranial pressure, (5) subarachnoid hemorrhage, (6) carotid endarterectomy or arteriovenous malformation repair, (7) allergy to ketamine, (8) any condition in which a significant elevation of blood

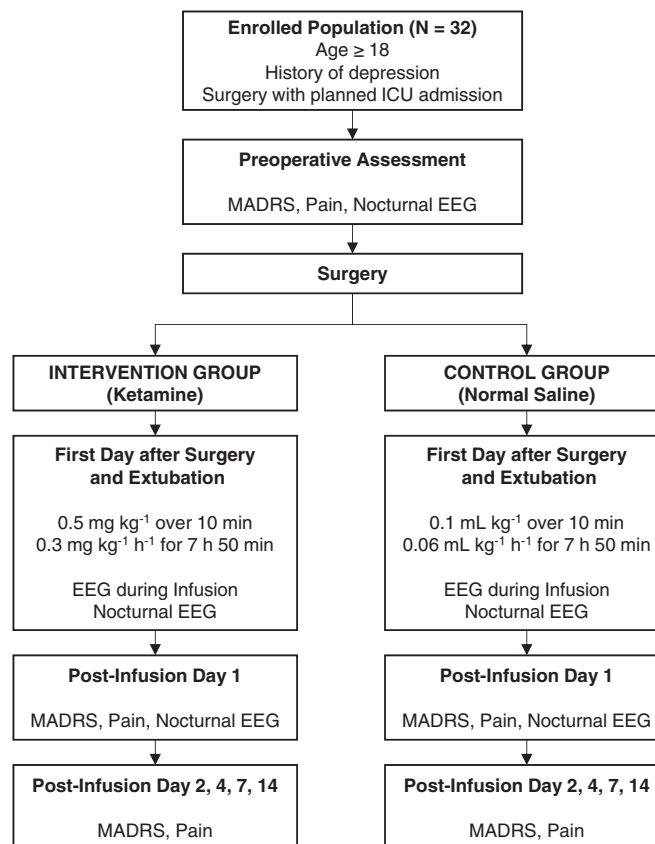


Figure 1. Flow chart of patient activities in the trial. Abbreviations: ICU = intensive care unit; MADRS = Montgomery-Asberg Depression Rating Scale; EEG = electroencephalogram.

pressure would constitute a serious hazard (e.g., aortic dissection, pheochromocytoma), (9) outpatient use of an anticonvulsant with significant voltage-gated sodium channel activity,⁴⁷ (10) known history of dementia, (11) pregnancy or lactation, (12) inability to converse in English, (13) concurrent enrollment in another interventional trial, and (14) postoperative mechanical ventilation continuing past 07:00am on postoperative day three.

Recruitment strategy

Patients will primarily be recruited at the Center for Preoperative Assessment and Planning (CPAP). Potentially eligible patients will be identified by screening the CPAP schedule. Patients identified via screening will be approached by telephone prior to their CPAP appointment or in person at CPAP. In addition, the operating room schedule will be reviewed to identify potentially eligible patients admitted to the hospital before surgery who did not visit CPAP. These patients will be approached in person in the hospital prior to the day of surgery.

Intervention

On the first morning following surgery and extubation, participants will be randomized in a 1:1 fashion to receive either ketamine or normal saline, in blocks of four. The randomization scheme will be held by the Barnes-Jewish Hospital Investigational Drug Service. Participants, research team members, and clinical staff (ICU nurses, physicians, pharmacists) will be blinded to treatment allocation. To facilitate blinding, study medication for both groups will be delivered in 100 mL bags with identical appearance except for a unique study identifier. The adequacy of blinding will be assessed on post-infusion day one by asking the participant to guess which treatment they received. The attending intensivist may request unblinding if a serious adverse event occurs and the intensivist feels knowledge of the treatment allocation will impact clinical decision making.

The study medication will be administered as a bolus loading dose followed by a continuous infusion. For participants in the ketamine group, the loading dose will consist of ketamine 0.5 mg kg⁻¹ administered intravenously over 10 minutes (or over 20 minutes if body mass index > 40). This will be followed by a continuous infusion at 0.3 mg kg⁻¹ h⁻¹ for an additional 7 hours 50 minutes. In the control group, an equal volume of normal saline will be administered over the same infusion rate schedule as for the ketamine group (loading dose of 0.1 mL kg⁻¹ followed by a continuous infusion at 0.06 mL kg⁻¹ h⁻¹). Study intervention dosing will be based on actual body weight. The study medication will be initiated between 05:00am and 08:00am. To improve adherence to intervention protocols, detailed instructions will be available in the electronic health record and on a laminated card given to the ICU nurse. In addition, research staff will check on the participant every few hours and be available throughout the infusion. Adherence will be monitored by reviewing the medication administration record in the electronic health record.

Justification for dose

In the intervention group, the dosing regimen has been designed to quickly achieve an expected blood level of ketamine of 225 ng mL⁻¹, with maintenance of that level throughout the infusion. A targeted blood level of 225 ng mL⁻¹ represents half of the serum concentration obtained during steady state for a 96-hour infusion.³⁶ This level is also only slightly higher than the peak blood level obtained after patients receive a 0.5 mg kg⁻¹ bolus dose delivered over 40 minutes, first described by Krystal in 1994⁴⁸ and used frequently in subsequent studies. Such a dosing approach would address the question of clinical utility in prolonging the length of anticipated NMDA receptor blockade from several minutes to several hours.

To load the patient with an amount equal to 100% of the desired steady state, the loading dose should be equal to the product of the volume of distribution and the desired plasma concentration. Per Wagner and O'Hara,⁴⁹ the volume of distribution of ketamine is 2.4 L kg⁻¹. As noted above, the desired plasma concentration is 225 ng mL⁻¹, which is equal to 0.225 mg L⁻¹. Thus, the loading dose is 2.4 L kg⁻¹ × 0.225 mg L⁻¹ = approximately 0.5 mg kg⁻¹.

The dose for the continuous infusion is based on a previous study of 23 patients with treatment-resistant depression who received a 96-hour infusion of intravenous ketamine; serum ketamine levels were directly measured.³⁷ An infusion of 0.6 mg kg⁻¹ h⁻¹ produced a steady-state blood level of about 450 ng mL⁻¹. Therefore, an infusion at half that rate (0.3 mg kg⁻¹ h⁻¹) would be expected to produce a 50% lower steady-state blood level of 225 ng mL⁻¹.

Dose adjustments

Richmond Agitation and Sedation Scale (RASS) scores will be monitored per standard ICU nursing protocols.⁵⁰ If the participant experiences sedation to a RASS score ≤ -2, then the study medication will be halted until recovery

to RASS > -2. Then the infusion will be resumed at a reduced rate. If the RASS score is ≤ -2 before initiation of the study medication, then the study medication will not be initiated at that time. The participant will be re-evaluated the following day, and the study medication will be initiated when the RASS is no longer ≤ -2 . If RASS remains ≤ -2 on postoperative day three, the patient will be withdrawn from the study.

Concurrent therapy

Participants should not receive open-label ketamine at any time intraoperatively or postoperatively. Otherwise, all components of the anesthetic care plan will be at the discretion of the attending anesthesiologist. Postoperatively during the eight-hour study infusion, concurrent infusions of propofol, midazolam, or other sedative agents with gamma-aminobutyric acid (GABA) receptor activity will not be permitted. Concurrent dexmedetomidine will be permitted, but administration of benzodiazepines or gabapentin will not be permitted. All other components of postoperative care will occur as directed by the clinical team.

Data collection

All data points will be collected for all patients, including those who deviate from the intervention protocols. To promote participant retention and complete follow-up, postoperative assessments can be made via telephone if the patient discharges from the hospital before the day of the final study assessment.

Baseline factors potentially related to depression

At the time of enrollment, the patient will complete several surveys evaluating factors that may be related to their depressive history or that may predict treatment responsiveness. These surveys will include the Generalized Anxiety Disorder 7-item scale (GAD-7),⁵¹ the Alcohol Use Disorders Identification Test (AUDIT),⁵² the Drug Abuse Screening Test (DAST-10),⁵³ and the Childhood Trauma Questionnaire (CTQ).⁵⁴

Depressive symptoms

Depressive symptoms will be measured using the Montgomery-Asberg Depression Rating Scale (MADRS) preoperatively and on post-infusion days 1, 2, 4, 7, and 14. The MADRS rates the severity of 10 depressive symptoms based on a targeted clinical interview, yielding a total score zero (no symptoms) and 60 (severe symptoms).^{55,56} The scale has been found to correlate highly with a global clinician assessment (Pearson correlation = 0.71)⁵⁷ and to have high inter-rater reliability.⁵⁵ The MADRS has been modified to assess symptoms over the previous day rather than the previous week.^{36,37} This modified version will be used on the post-infusion days.

The MADRS will be administered by a trained research team member. Post-infusion assessments will be conducted between 07:00am and 12:00pm on the specified days. The time of day for the preoperative assessment will be variable, depending on the time of the patient's CPAP appointment or in-hospital visit. If the patient is discharged from the hospital before the day of the final study assessment, the MADRS will be conducted over the telephone.

Concurrent with each MADRS assessment, the research team member will use the Clinical Global Impression-Severity scale (CGI-S) to rate the overall severity of the patient's mental illness.⁵⁸ At each postoperative follow-up, the Clinical Global Impression-Improvement scale (CGI-I) will also be used to rate the overall level of improvement compared to the previous assessment. Concurrent with each MADRS assessment, self-reported depressive symptoms will be collected using the self-report version of the Quick Inventory of Depressive Symptomatology (QIDS-SR).⁵⁹

The MADRS includes questions about suicidal ideation. If the patient reports any suicidal ideation, then the Suicide Risk Management Protocol will be initiated. This includes a structured assessment allowing stratification of the risk for self-harm, notification of the principal investigator, and (if risk is moderate or high) notification of an on-call psychiatrist.

EEG measurement

EEG will be captured using the Dreem headband (DREEM, Rhythm, New York, NY), a consumer-grade wireless device using dry electrodes. The device uses five EEG channels (F7, F8, FpZ, O1, O2), accelerometry, and pulse plethysmography. It samples EEG electrode potentials at a rate of 250 Hz and applies a 0.4-30 Hz bandpass filter.

At the baseline visit, the research team member will teach the participant how to use the Dreem headband for data collection. If the participant is recruited in the CPAP clinic, then the participant will take the Dreem headband home with

them. They will be instructed to wear the headband and activate data collection while sleeping for one night. They will bring the headband back to the hospital with them on the day of surgery. If the participant is recruited in the hospital, then the participant will wear the headband and activate data collection while sleeping the night following enrollment. The headband will be retrieved the following day.

Additional data collection using the Dreem headband will occur during the study medication infusion, the night following the study medication infusion, and the night following post-infusion day one. Each EEG will be analyzed by an experienced sleep technician to identify sleep stages. Within each time epoch captured, SWA will be defined as the total power in the 1-4 Hz frequency band. The delta sleep ratio will be defined as the ratio of SWA during the first NREM Stage three cycle to SWA during the second NREM Stage three cycle.

Postoperative pain

Pain will be measured at the baseline visit and on post-infusion days 1, 2, 4, 7, and 14 using the visual analog scale and an 11-point numeric rating scale. The participant will rate their pain at rest, when taking a deep breath, and with movement. If the participant is discharged from the hospital before the day of the final study assessment, remaining pain assessments will be conducted over the telephone using the numeric rating scale only.

Postoperative delirium

Delirium is assessed routinely by the ICU nurses using the Confusion Assessment Method for the ICU (CAM-ICU) once per shift.⁶⁰ CAM-ICU scores between the day of the infusion and post-infusion day five will be retrieved from the electronic health record.

Safety outcomes

Psychotomimetic side effects

Psychotomimetic effects will be quantified using the Brief Psychiatric Rating Scale (BPRS) four-item positive symptom subscale^{36,61} and using the modified seven-item Clinical Administered Dissociative State Scale (CADSS-7).⁶² The BPRS four-item subscale yields a score between four (no symptoms) and 28 (extremely severe). The CADSS-7 yields a score between zero (no symptoms) and 35 (severe symptoms). Both scales will be administered by a research team member midway through the study medication infusion (approximately four hours +/- one hour after the start of the bolus loading dose).

Clinical and adverse events checklist

Additional side effects of ketamine will be monitored using the Clinical and Adverse Events Checklist.⁶³ This checklist will be administered by a research team member midway through the study medication infusion (approximately four hours +/- one hour after the start of the bolus loading dose). The checklist will be repeated on post-infusion day 14 to monitor for resolution of any side effects.

Vital signs during study medication infusion

During the infusion, participants will receive vital sign monitoring per ICU standard of care. This will include continuous telemetry, continuous pulse oximetry, and either intermittent noninvasive blood pressure (at least hourly) or continuous invasive blood pressure (if an arterial catheter is present). Vital signs will be documented in the electronic health record by the clinical bedside nurse per unit standard of care. The research team will retrieve vital signs from the electronic health record.

Safety events will include significant hypertension during the infusion, defined as systolic blood pressure > 180 mmHg or the administration of an antihypertensive medication that is not one of the patient's home medications. Another safety event will be tachycardia, defined as heart rate > 100 beats per minute, during the infusion.

Nausea and vomiting

At each post-infusion study visit, participants will be asked if they have experienced nausea or vomiting in the past 24 hours. If present, the patient will be asked to classify the event as mild, moderate, or severe. In addition, the electronic medical record will be reviewed for administration of antiemetic medication.

Statistical methods

Primary endpoints

For primary objective one, the endpoint will be the fraction of approached patients who enroll in the trial and are randomized. This endpoint will be described using a proportion and 95% confidence interval. The numerator will include all participants who are randomized to receive either ketamine or the placebo. The denominator will include all patients who are approached by the research team in person or by telephone to evaluate eligibility and offer consent.

For primary objective two, the endpoint will be the fraction of randomized participants who complete the study medication infusion. This endpoint will be described using a proportion and 95% confidence interval. The numerator will include all participants who receive the study medication for at least seven of the planned eight hours. The denominator will include all participants who are randomized.

For primary objective three, the endpoint will be the fraction of randomized participants who have MADRS scores available at all the specified time points. This endpoint will be described using a proportion and 95% confidence interval. The numerator will include all participants with MADRS scores documented at baseline and post-infusions days 1, 2, 4, 7, and 14. The denominator will include all participants who are randomized.

Secondary endpoints

For secondary objective one, the endpoint will be the difference in MADRS score on post-infusion day four compared to the preoperative baseline visit. Participants with missing MADRS scores at either time point will be excluded. For secondary objective two, the endpoint will be the EEG delta sleep ratio on the second night following the study medication infusion. Point estimates and standard deviations for the between-group differences in these endpoints will be obtained, but this pilot study will not be powered to perform formal statistical testing. These analyses will follow the intention-to-treat principle. There will be no imputation of missing data.

Sample size

The sample size of 32 has been selected to allow the primary descriptive endpoints to be measured with acceptable levels of precision. For endpoint one, if 25% of approached patients enroll (which is a conservative estimate), then this sample size will allow this proportion to be measured with a 95% confidence interval width of $\pm 15\%$. For endpoint two, if 90% of randomized participants complete the study medication infusion, then this sample size will allow this proportion to be measured with a 95% confidence interval width of $\pm 10\%$. For endpoint three, if 95% of randomized participants have MADRS scores available at all specified time points, then this sample size will allow this proportion to be measured with a 95% confidence interval of $\pm 7\%$.

This sample size does not provide power to test the secondary endpoints for superiority. However, the observed values will be used to determine effect sizes, as well as standard deviations for the observed values. These quantities will inform the sample size calculation for the full-scale clinical trial. A minimum of 24-30 patients has previously been recommended for estimating effects sizes,^{64,65} so this feasibility trial should be large enough to provide the necessary estimates.

Safety monitoring

This trial will employ an independent safety monitor (ISM) to serve as an impartial advocate for the safety of study participants. The ISM will be a physician with relevant expertise in the care of postoperative critically ill patients and must be independent from the study conduct. Any reportable adverse events (including unexpected adverse drug events and unanticipated problems) will be reported to the ISM and to the institutional review board within one business day if it involves a death or within 10 business days if it does not involve a death. The ISM will determine the degree to which the adverse events is thought to be related to the study intervention and whether any additional action is required in response to the event. In addition to reviewing reportable adverse events, the ISM will review the prespecified safety outcomes in aggregate every six months. These safety outcomes include psychotomimetic side effects, the Clinical and Adverse Events Checklist, RASS scores during the infusion, and significant hypertension and tachycardia during the infusion.

Ethical considerations

This study has been approved by the Human Research Protection Office at Washington University (approval #202201107) on February 15, 2022. Any protocol modifications will be approved by this IRB, and significant modifications will be communicated by updates to the trial registration and/or direct communication with participants. The study has also been registered at [ClinicalTrials.gov](https://clinicaltrials.gov/ct2/show/study/NCT05233566) (NCT05233566, posted February 10, 2022). All participants will provide written, informed consent prior to their involvement in research activities. Participants will be informed that their

participation is voluntary, that they may withdraw from the study at any time, and that declining to participate will not adversely affect their planned surgery or any other aspect of their medical care. The informed consent form that will be used and the completed SPIRIT checklist can be found as *Extended data*.⁶⁶

Confidentiality

All research activities will be conducted in as private a setting as possible. To protect against the risk of confidentiality breach, only the minimum necessary protected health information will be retrieved from the electronic health record. All paper documents will be stored behind two locked doors. All electronic data will be kept in an encrypted, password-protected environment accessible only to the research team. Study participant research data, to be used for statistical analysis and scientific reporting, will be stored on the Research Electronic Data Capture (REDCap) system managed by Washington University School of Medicine.

Dissemination

The results of this trial will be disseminated via presentation at scientific meetings and publication in peer-reviewed journals, with potential audiences including anesthesiologists, psychiatrists, surgeons, and critical care physicians. In addition, key results will be published to [ClinicalTrials.gov](https://www.clinicaltrials.gov). For publications, authorship will be determined based on [International Committee of Medical Journal Editors guidelines](#). Per National Institute of Mental Health data sharing policy, the deidentified dataset will be deposited to the [National Data Archive](#) after the study has been completed.

Study status

At the time of initial protocol submission (April 21, 2022), no participants had yet enrolled in the study. As of the date of this revision (April 26, 2022), one participant has enrolled in the study.

Conclusions

The trial described in this protocol will establish the feasibility of conducting a larger randomized clinical trial studying postoperative ketamine in patients with depression. This line of work will yield knowledge about whether a postoperative ketamine infusion can prevent or mitigate subsequent depression. Investigation of concurrent EEG markers may also yield insights regarding the effects of ketamine infusion on sleep architecture and potential mechanistic associations between sleep architecture and postoperative depressive symptoms. This knowledge will benefit future patients by informing treatment decisions that will enhance mental health following surgery.

Data availability

Underlying data

No data are associated with this article.

Extended data

Open Science Framework: Ketamine for Postoperative Avoidance of Depressive Symptoms (K-PASS) Feasibility Study: A Randomized Clinical Trial. <https://doi.org/10.17605/OSF.IO/TDGXK>.⁶⁶

This project contains the following extended data:

- KPASS Informed Consent.pdf
- SPIRIT checklist for 'Protocol for the Ketamine for Postoperative Avoidance of Depressive Symptoms (K-PASS) feasibility study- A randomized clinical trial'.pdf

Data are available under the terms of the [Creative Commons Zero "No rights reserved" data waiver](#) (CC0 1.0 Public domain dedication).

Author contributions

Fritz: Conceptualization, Funding Acquisition, Methodology, Supervision, Writing – Original Draft Preparation

Pennington: Conceptualization, Funding Acquisition, Methodology, Writing – Review & Editing

Palanca: Conceptualization, Funding Acquisition, Resources, Writing – Review & Editing

Schweiger: Methodology, Writing – Review & Editing

Willie: Conceptualization, Methodology, Writing – Review & Editing

Farber: Conceptualization, Funding Acquisition, Methodology, Writing – Review & Editing

References

- Horne D, Kehler S, Kaoukis G, et al.: **Depression before and after cardiac surgery: do all patients respond the same?.** *J. Thorac. Cardiovasc. Surg.* 2013; **145**(5): 1400–1406.
[PubMed Abstract](#) | [Publisher Full Text](#)
- Theunissen M, Peters ML, Schepers J, et al.: **Prevalence and predictors of depression and well-being after hysterectomy: An observational study.** *Eur. J. Obstet. Gynecol. Reprod. Biol.* 2017; **217**: 94–100.
[PubMed Abstract](#) | [Publisher Full Text](#)
- Booth H, Khan O, Prevost AT, et al.: **Impact of bariatric surgery on clinical depression. Interrupted time series study with matched controls.** *J. Affect. Disord.* 2015; **174**: 644–649.
[PubMed Abstract](#) | [Publisher Full Text](#)
- Hellstadius Y, Lagergren J, Zylstra J, et al.: **Prevalence and predictors of anxiety and depression among esophageal cancer patients prior to surgery.** *Dis. Esophagus.* 2016; **29**(8): 1128–1134.
[PubMed Abstract](#) | [Publisher Full Text](#)
- Weekes DG, Campbell RE, Shi WJ, et al.: **Prevalence of clinical depression among patients after shoulder stabilization: a prospective study.** *J. Bone Joint Surg. Am.* 2019; **101**(18): 1628–1635.
[PubMed Abstract](#) | [Publisher Full Text](#)
- Barbieri V, Cardinale F, Gozzo F, et al.: **Risk factors for postoperative depression: A retrospective analysis of 248 subjects operated on for drug-resistant epilepsy.** *Epilepsia.* 2015; **56**(10): e149–e155.
[PubMed Abstract](#) | [Publisher Full Text](#)
- Ai AL, Smyth SS: **Depression after open heart surgery: influences of optimism, sex, and event-related medical factors.** *J. Nerv. Ment. Dis.* 2021; **209**(3): 212–217.
[PubMed Abstract](#) | [Publisher Full Text](#)
- Caspi-Avissar N, Grosman-Rimon L, Gohari J, et al.: **Clinical, surgical, and sociopsychological factors and depression after cardiothoracic surgery.** *Ann. Thorac. Surg.* 2021; **111**(3): 1064–1070.
[PubMed Abstract](#) | [Publisher Full Text](#)
- Patron E, Messerotti Benvenuti S, Palomba D: **Preoperative and perioperative predictors of reactive and persistent depression after cardiac surgery: a three-month follow-up study.** *Psychosomatics.* 2014; **55**(3): 261–271.
[Publisher Full Text](#)
- Goebel S, Steinert A, Vierheilig C, et al.: **Correlation between depressive symptoms and perioperative pain: a prospective cohort study of patients undergoing orthopedic surgeries.** *Clin. J. Pain.* 2013; **29**(5): 392–399.
[Publisher Full Text](#)
- Tully PJ, Baker RA, Turnbull D, et al.: **The role of depression and anxiety symptoms in hospital readmissions after cardiac surgery.** *J. Behav. Med.* 2008; **31**(4): 281–290.
[PubMed Abstract](#) | [Publisher Full Text](#)
- Takagi H, Ando T, Umemoto T: **Perioperative depression or anxiety and postoperative mortality in cardiac surgery: a systematic review and meta-analysis.** *Heart Vessel.* 2017; **32**(12): 1458–1468.
[Publisher Full Text](#)
- Summary of the clinical practice guideline for the treatment of depression across three age cohorts.** *Am. Psychol.* 2021. [published online 2021/11/30].
[PubMed Abstract](#) | [Publisher Full Text](#)
- Taylor MJ, Freemantle N, Geddes JR, et al.: **Early onset of selective serotonin reuptake inhibitor antidepressant action: systematic review and meta-analysis.** *Arch. Gen. Psychiatry.* 2006; **63**(11): 1217–1223.
[PubMed Abstract](#) | [Publisher Full Text](#)
- Nierenberg AA, Farabaugh AH, Alpert JE, et al.: **Timing of onset of antidepressant response with fluoxetine treatment.** *Am. J. Psychiatry.* 2000; **157**(9): 1423–1428.
[PubMed Abstract](#) | [Publisher Full Text](#)
- Trivedi MH, Rush AJ, Wisniewski SR, et al.: **Evaluation of outcomes with citalopram for depression using measurement-based care in STAR*D: implications for clinical practice.** *Am. J. Psychiatry.* 2006; **163**(1): 28–40.
[Publisher Full Text](#)
- Zarate CA Jr, Singh JB, Carlson PJ, et al.: **A randomized trial of an N-methyl-D-aspartate antagonist in treatment-resistant major depression.** *Arch. Gen. Psychiatry.* 2006; **63**(8): 856–864.
[Publisher Full Text](#)
- Marcantoni WS, Akoumba BS, Wassef M, et al.: **A systematic review and meta-analysis of the efficacy of intravenous ketamine infusion for treatment resistant depression: January 2009 - January 2019.** *J. Affect. Disord.* 2020; **277**: 831–841.
[PubMed Abstract](#) | [Publisher Full Text](#)
- Murrough JW, Iosifescu DV, Chang LC, et al.: **Antidepressant efficacy of ketamine in treatment-resistant major depression: a two-site randomized controlled trial.** *Am. J. Psychiatry.* 2013; **170**(10): 1134–1142.
[PubMed Abstract](#) | [Publisher Full Text](#)
- Phillips JL, Norris S, Talbot J, et al.: **Single, repeated, and maintenance ketamine infusions for treatment-resistant depression: a randomized controlled trial.** *Am. J. Psychiatry.* 2019; **176**(5): 401–409.
[Publisher Full Text](#)
- Chowdhury GM, Behar KL, Cho W, et al.: **¹H-¹³C-nuclear magnetic resonance spectroscopy measures of ketamine's effect on amino acid neurotransmitter metabolism.** *Biol. Psychiatry.* 2012; **71**(11): 1022–1025.
[PubMed Abstract](#) | [Publisher Full Text](#)
- Li M, Demenescu LR, Colic L, et al.: **Temporal dynamics of antidepressant ketamine effects on glutamine cycling follow regional fingerprints of AMPA and NMDA receptor densities.** *Neuropsychopharmacology.* 2017; **42**(6): 1201–1209.
[PubMed Abstract](#) | [Publisher Full Text](#)
- Abdallah CG, De Feyter HM, Averill LA, et al.: **The effects of ketamine on prefrontal glutamate neurotransmission in healthy and depressed subjects.** *Neuropsychopharmacology.* 2018; **43**(10): 2154–2160.
[PubMed Abstract](#) | [Publisher Full Text](#)
- Zanos P, Moaddel R, Morris PJ, et al.: **NMDAR inhibition-independent antidepressant actions of ketamine metabolites.** *Nature.* 2016; **533**(7604): 481–486.
[PubMed Abstract](#) | [Publisher Full Text](#)
- Woelfer M, Li M, Colic L, et al.: **Ketamine-induced changes in plasma brain-derived neurotrophic factor (BDNF) levels are associated with the resting-state functional connectivity of the prefrontal cortex.** *World J. Biol. Psychiatry.* 2020; **21**(9): 696–710.
[PubMed Abstract](#) | [Publisher Full Text](#)
- Li N, Lee B, Liu RJ, et al.: **mTOR-dependent synapse formation underlies the rapid antidepressant effects of NMDA antagonists.** *Science.* 2010; **329**(5994): 959–964.
[PubMed Abstract](#) | [Publisher Full Text](#)
- Tononi G, Cirelli C: **Sleep function and synaptic homeostasis.** *Sleep Med. Rev.* 2006; **10**(1): 49–62.
[Publisher Full Text](#)
- Duncan WC Jr, Selter J, Brutsche N, et al.: **Baseline delta sleep ratio predicts acute ketamine mood response in major depressive disorder.** *J. Affect. Disord.* 2013; **145**(1): 115–119.
[PubMed Abstract](#) | [Publisher Full Text](#)
- Duncan WC, Sarasso S, Ferrarelli F, et al.: **Concomitant BDNF and sleep slow wave changes indicate ketamine-induced plasticity in major depressive disorder.** *Int. J. Neuropsychopharmacol.* 2013; **16**(2): 301–311.
[PubMed Abstract](#) | [Publisher Full Text](#)
- Singh JB, Fedgchin M, Daly EJ, et al.: **A double-blind, randomized, placebo-controlled, dose-frequency study of intravenous ketamine in patients with treatment-resistant depression.** *Am. J. Psychiatry.* 2016; **173**(8): 816–826.
[PubMed Abstract](#) | [Publisher Full Text](#)
- Albott CS, Lim KO, Forbes MK, et al.: **Efficacy, safety, and durability of repeated ketamine infusions for comorbid posttraumatic stress disorder and treatment-resistant depression.** *J. Clin.*

- Psychiatry*. 2018; **79**(3)
[PubMed Abstract](#) | [Publisher Full Text](#)
32. Daly EJ, Singh JB, Fedgchin M, *et al.*: **Efficacy and safety of intranasal esketamine adjunctive to oral antidepressant therapy in treatment-resistant depression: a randomized clinical trial.** *JAMA Psychiat*. 2018; **75**(2): 139–148.
[PubMed Abstract](#) | [Publisher Full Text](#)
33. Popova V, Daly EJ, Trivedi M, *et al.*: **Efficacy and safety of flexibly dosed esketamine nasal spray combined with a newly initiated oral antidepressant in treatment-resistant depression: a randomized double-blind active-controlled study.** *Am. J. Psychiatry*. 2019; **176**(6): 428–438.
[PubMed Abstract](#) | [Publisher Full Text](#)
34. Wajs E, Aluisio L, Holder R, *et al.*: **Esketamine nasal spray plus oral antidepressant in patients with treatment-resistant depression: assessment of long-term safety in a phase 3, open-label study (SUSTAIN-2).** *J. Clin. Psychiatry*. 2020; **81**(3)
[PubMed Abstract](#) | [Publisher Full Text](#)
35. Daly EJ, Trivedi MH, Janik A, *et al.*: **Efficacy of esketamine nasal spray plus oral antidepressant treatment for relapse prevention in patients with treatment-resistant depression: a randomized clinical trial.** *JAMA Psychiat*. 2019; **76**(9): 893–903.
[PubMed Abstract](#) | [Publisher Full Text](#)
36. Lenze EJ, Farber NB, Kharasch E, *et al.*: **Ninety-six hour ketamine infusion with co-administered clonidine for treatment-resistant depression: A pilot randomised controlled trial.** *World J. Biol. Psychiatry*. 2016; **17**(3): 230–238.
[PubMed Abstract](#) | [Publisher Full Text](#)
37. Siegel JS, Palanca BJA, Ances BM, *et al.*: **Prolonged ketamine infusion modulates limbic connectivity and induces sustained remission of treatment-resistant depression.** *Psychopharmacology*. 2021; **238**(4): 1157–1169.
[PubMed Abstract](#) | [Publisher Full Text](#)
38. Brinck EC, Tiippana E, Heesen M, *et al.*: **Perioperative intravenous ketamine for acute postoperative pain in adults.** *Cochrane Database Syst. Rev.* 2018; **12**(12): Cd012033.
[PubMed Abstract](#) | [Publisher Full Text](#)
39. Wang J, Xu Z, Feng Z, *et al.*: **Impact of ketamine on pain management in cesarean section: a systematic review and meta-analysis.** *Pain Physician*. 2020; **23**(2): 135–148.
[PubMed Abstract](#)
40. Xu Y, Li Y, Huang X, *et al.*: **Single bolus low-dose of ketamine does not prevent postpartum depression: a randomized, double-blind, placebo-controlled, prospective clinical trial.** *Arch. Gynecol. Obstet*. 2017; **295**(5): 1167–1174.
[PubMed Abstract](#) | [Publisher Full Text](#)
41. Ma JH, Wang SY, Yu HY, *et al.*: **Prophylactic use of ketamine reduces postpartum depression in Chinese women undergoing cesarean section.** *Psychiatry Res*. 2019; **279**: 252–258.
[PubMed Abstract](#) | [Publisher Full Text](#)
42. Yao J, Song T, Zhang Y, *et al.*: **Intraoperative ketamine for reduction in postpartum depressive symptoms after cesarean delivery: A double-blind, randomized clinical trial.** *Brain Behav*. 2020; **10**(9): e01715.
[PubMed Abstract](#) | [Publisher Full Text](#)
43. Kudoh A, Takahira Y, Katagai H, *et al.*: **Small-dose ketamine improves the postoperative state of depressed patients.** *Anesth. Analg*. 2002; **95**(1): 114–118. table of contents.
[PubMed Abstract](#) | [Publisher Full Text](#)
44. Wang J, Wang Y, Xu X, *et al.*: **Use of various doses of S-ketamine in treatment of depression and pain in cervical carcinoma patients with mild/moderate depression after laparoscopic total hysterectomy.** *Med. Sci. Monit*. 2020; **26**: e922028.
[PubMed Abstract](#) | [Publisher Full Text](#)
45. Mashour GA, Ben Abdallah A, Pryor KO, *et al.*: **Intraoperative ketamine for prevention of depressive symptoms after major surgery in older adults: an international, multicentre, double-blind, randomised clinical trial.** *Br. J. Anaesth*. 2018; **121**(5): 1075–1083.
[PubMed Abstract](#) | [Publisher Full Text](#)
46. Chan AW, Tetzlaff JM, Altman DG, *et al.*: **SPIRIT 2013 statement: defining standard protocol items for clinical trials.** *Ann. Intern. Med*. 2013; **158**(3): 200–207.
[PubMed Abstract](#) | [Publisher Full Text](#)
47. Farber NB, Jiang XP, Heinkel C, *et al.*: **Antiepileptic drugs and agents that inhibit voltage-gated sodium channels prevent NMDA antagonist neurotoxicity.** *Mol. Psychiatry*. 2002; **7**(7): 726–733.
[PubMed Abstract](#) | [Publisher Full Text](#)
48. Krystal JH, Karper LP, Seibyl JP, *et al.*: **Subanesthetic effects of the noncompetitive NMDA antagonist, ketamine, in humans. Psychotomimetic, perceptual, cognitive, and neuroendocrine responses.** *Arch. Gen. Psychiatry*. 1994; **51**(3): 199–214.
[PubMed Abstract](#) | [Publisher Full Text](#)
49. Wagner BK, O'Hara DA: **Pharmacokinetics and pharmacodynamics of sedatives and analgesics in the treatment of agitated critically ill patients.** *Clin. Pharmacokinet*. 1997; **33**(6): 426–453.
[PubMed Abstract](#) | [Publisher Full Text](#)
50. Sessler CN, Gosnell MS, Grap MJ, *et al.*: **The Richmond Agitation-Sedation Scale: validity and reliability in adult intensive care unit patients.** *Am. J. Respir. Crit. Care Med*. 2002; **166**(10): 1338–1344.
[PubMed Abstract](#) | [Publisher Full Text](#)
51. Spitzer RL, Kroenke K, Williams JB, *et al.*: **A brief measure for assessing generalized anxiety disorder: the GAD-7.** *Arch. Intern. Med*. 2006; **166**(10): 1092–1097.
[PubMed Abstract](#) | [Publisher Full Text](#)
52. Saunders JB, Aasland OG, Babor TF, *et al.*: **Development of the Alcohol Use Disorders Identification Test (AUDIT): WHO collaborative project on early detection of persons with harmful alcohol consumption-II.** *Addiction*. 1993; **88**(6): 791–804.
[PubMed Abstract](#) | [Publisher Full Text](#)
53. Skinner HA: **The drug abuse screening test.** *Addict. Behav*. 1982; **7**(4): 363–371.
[PubMed Abstract](#) | [Publisher Full Text](#)
54. Bernstein DP, Stein JA, Newcomb MD, *et al.*: **Development and validation of a brief screening version of the Childhood Trauma Questionnaire.** *Child Abuse Negl*. 2003; **27**(2): 169–190.
[PubMed Abstract](#) | [Publisher Full Text](#)
55. Montgomery SA, Asberg M: **A new depression scale designed to be sensitive to change.** *Br. J. Psychiatry*. 1979; **134**: 382–389.
[PubMed Abstract](#) | [Publisher Full Text](#)
56. Williams JB, Kobak KA: **Development and reliability of a structured interview guide for the Montgomery Asberg Depression Rating Scale (SIGMA).** *Br. J. Psychiatry*. 2008; **192**(1): 52–58.
[PubMed Abstract](#) | [Publisher Full Text](#)
57. Maier W, Heuser I, Philipp M, *et al.*: **Improving depression severity assessment-II. Content, concurrent and external validity of three observer depression scales.** *J. Psychiatr. Res*. 1988; **22**(1): 13–19.
[PubMed Abstract](#) | [Publisher Full Text](#)
58. Busner J, Targum SD: **The clinical global impressions scale: applying a research tool in clinical practice.** *Psychiatry (Edmont)*. 2007; **4**(7): 28–37.
[PubMed Abstract](#)
59. Rush AJ, Trivedi MH, Ibrahim HM, *et al.*: **The 16-Item Quick Inventory of Depressive Symptomatology (QIDS), clinician rating (QIDS-C), and self-report (QIDS-SR): a psychometric evaluation in patients with chronic major depression.** *Biol. Psychiatry*. 2003; **54**(5): 573–583.
[PubMed Abstract](#) | [Publisher Full Text](#)
60. Ely EW, Inouye SK, Bernard GR, *et al.*: **Delirium in mechanically ventilated patients: validity and reliability of the confusion assessment method for the intensive care unit (CAM-ICU).** *JAMA*. 2001; **286**(21): 2703–2710.
[PubMed Abstract](#) | [Publisher Full Text](#)
61. Flemenbaum A, Zimmermann RL: **Inter- and intra-rater reliability of the Brief Psychiatric Rating Scale.** *Psychol. Rep*. 1973; **32**(3): 783–792.
[PubMed Abstract](#)
62. Rodrigues NB, McIntyre RS, Lipsitz O, *et al.*: **A simplified 6-Item clinician administered dissociative symptom scale (CADSS-6) for monitoring dissociative effects of sub-anesthetic ketamine infusions.** *J. Affect. Disord*. 2021; **282**: 160–164.
[PubMed Abstract](#) | [Publisher Full Text](#)
63. Newcomer JW, Farber NB, Jevtovic-Todorovic V, *et al.*: **Ketamine-induced NMDA receptor hypofunction as a model of memory impairment and psychosis.** *Neuropsychopharmacology*. 1999; **20**(2): 106–118.
[PubMed Abstract](#) | [Publisher Full Text](#)
64. Lancaster GA, Dodd S, Williamson PR: **Design and analysis of pilot studies: recommendations for good practice.** *J. Eval. Clin. Pract*. 2004; **10**(2): 307–312.
[PubMed Abstract](#) | [Publisher Full Text](#)
65. Julious SA: **Sample size of 12 per group rule of thumb for a pilot study.** *Pharm. Stat*. 2005; **4**(4): 287–291.
[PubMed Abstract](#) | [Publisher Full Text](#)
66. Fritz B: **Ketamine for Postoperative Avoidance of Depressive Symptoms (K-PASS) Feasibility Study: A Randomized Clinical Trial. [Dataset].** 2022, April 26.
[PubMed Abstract](#) | [Publisher Full Text](#)

Open Peer Review

Current Peer Review Status:  

Version 1

Reviewer Report 21 July 2023

<https://doi.org/10.5256/f1000research.133398.r188595>

© 2023 Vasiliiu O. This is an open access peer review report distributed under the terms of the [Creative Commons Attribution License](#), which permits unrestricted use, distribution, and reproduction in any medium, provided the original work is properly cited.



Octavian Vasiliiu 

Dr. Carol Davila University Emergency Central Military Hospital, Bucharest, Romania

This protocol for a study exploring the impact of ketamine on postoperative avoidance of depressive symptoms is interesting and may be useful for practitioners dealing with patients presenting with depressive disorders. Some aspects need to be addressed, in order to enhance the accuracy of the data this study will collect; please see below:

According to the data on <https://classic.clinicaltrials.gov/ct2/show/NCT05233566>, this study is expected to enroll "neurosurgical patients", but there is no similar specification in the "Abstract" section of the submitted manuscript. Also, the duration of iv infusion is 3 h on the clinicaltrials.gov, and 8 h in the manuscript. I think it would be useful to insert in the "Abstract" the fact that tolerability and safety aspects will be monitored, also.

Will there be no superior age limit as an inclusion criterion? Geriatric depression may have different evolution under treatment, although reports on the use of iv ketamine in this population exist- Bryant *et al.*, (2019)¹, Medeiros da Frota Ribeiro & Riva-Posse (2017)².

The "pain" outcome is not mentioned in the online protocol published on the US NLM site.

What does "past medical history of depression" mean? Please specify if only patients diagnosed with recurrent major depressive disorder (MDD) can participate, or if subjects with treatment-resistant MDD will also be enrolled. Any cut-off MADRS value at the baseline? Will partially remitted patients also be included, according to their MADRS scores? Will IV ketamine be an add-on to the currently administered antidepressant? Please specify if any type of antidepressant will be prohibited during the 14 days of the monitoring period. Will the patients present MDD with psychotic features be enrolled? Because this may be a confounding factor when interpreting the evolution of BPRS and CADSS-7 scores, for example.

What kind of surgery procedures will be allowed? Only neurosurgical (as specified on the clinicaltrials.gov site), or just any type?

There are some measurement tools with unclear purposes in the "Daya collection" section. If the authors wish to make a complete screening for other psychiatric disorders (including substance use disorders) - which would be highly recommendable - then they should also use a dedicated instrument, like MINI+, SCID5, or any other structured interview.

References

1. Bryant KA, Altinay M, Finnegan N, Cromer K, et al.: Effects of Repeated Intravenous Ketamine in Treatment-Resistant Geriatric Depression: A Case Series. *J Clin Psychopharmacol*. 2019; **39** (2): 158-161 [PubMed Abstract](#) | [Publisher Full Text](#)
2. Medeiros da Frota Ribeiro C, Riva-Posse P: Use of Ketamine in Elderly Patients with Treatment-Resistant Depression. *Curr Psychiatry Rep*. 2017; **19** (12): 107 [PubMed Abstract](#) | [Publisher Full Text](#)

Is the rationale for, and objectives of, the study clearly described?

Yes

Is the study design appropriate for the research question?

Yes

Are sufficient details of the methods provided to allow replication by others?

Yes

Are the datasets clearly presented in a useable and accessible format?

Yes

Competing Interests: No competing interests were disclosed.

Reviewer Expertise: Psychiatry

I confirm that I have read this submission and believe that I have an appropriate level of expertise to confirm that it is of an acceptable scientific standard.

Reviewer Report 09 June 2022

<https://doi.org/10.5256/f1000research.133398.r137483>

© 2022 Heifets B. This is an open access peer review report distributed under the terms of the [Creative Commons Attribution License](#), which permits unrestricted use, distribution, and reproduction in any medium, provided the original work is properly cited.



Boris D. Heifets 

Department of Anesthesiology, Perioperative and Pain Medicine, Stanford University, Stanford, CA, USA

This manuscript by Fritz *et al* describes a highly innovative clinical trial protocol to determine the feasibility of a larger study of the effects of postoperative ketamine infusion on subsequent depression rates and sleep architecture. Overall, the manuscript was exceptionally clear and well

written. The feasibility outcome measures are very reasonable and well considered, and I very much appreciate this stepwise approach to clinical trial design prior to launching a much larger trial. I think this merits indexing and discussion. I do have several comments on some of the trial design components which the authors may wish to address prior to indexing, as I suspect other readers may have similar reactions.

Patient selection

- The authors will enroll patients with planned admission to an ICU after surgery. I assume the ICU criterion exists to accommodate the requirement for an 8 hour ketamine infusion, which in many centers can only be performed in some care areas. Have the authors done a preliminary assessment of what types of surgery they are likely to encounter? Postoperative depression in cerebral aneurysm repair and AVR patients, for example, might reflect quite different pathogenesis (eg prolonged frontal lobe retraction, long pump times & neuroinflammation).
- Are patients on high dose opioids included in this trial? Is there any issue with randomizing chronic pain patients undergoing ICU-level surgery to ketamine vs placebo when there is an arguably independent indication for intraoperative ketamine as a multimodal opioid-sparing agent?
- Authors are measuring alcohol use (AUDIT) as a predictor of outcome, will they be recruiting patients with alcohol use disorder? Withdrawal in the postoperative period, even if it does not require treatment, may significantly influence mood ratings.
- Patients with a history of depression are being recruited, but there is no mention of whether they have to meet a symptom severity criterion (eg minimal MADRS). As the authors are likely aware, the majority of patients with a chart diagnosis of depression or using an antidepressant may only have mild or moderate symptoms of depression. Therefore, the change in depression score that the authors are likely to see may be quite small and may require large sample sizes.

Treatment paradigm

- As described, the placebo control is unlikely to result in effective blinding given the fairly obvious effects of ketamine. I appreciate the difficulty in coming up with an active placebo that one can infuse for 8 hours without impacting patient care, so changing the comparator to ketamine may not be realistic. Given the role of expectancy bias and placebo effect, authors may wish to measure expectancy bias prior to treatment (eg Stanford Expectations of Treatment Scale). Re: measuring the blind, blinding should ideally also be assessed immediately after dosing – patients asked 24h post infusion may incorporate their response to treatment as part of their guess.
- Not sure I agree with the PK calculations – empirically, TCI methods (see <https://stanpump.io>) which incorporate a 3 compartment model (Domino *et al* 1984 Clin Pharm Ther¹) predict blood levels very accurately (Bowdle *et al* 1998 Anesthesiology², Vogt *et al* 2021 Anesthesiology³). Plugging into STANPUMP online the same parameters in the proposed study (3mg/kg/hr * 10 min then 0.3mg/kg/hr for 8 hrs) gives a steady state concentration of about 180ng/mL. It's not obvious that this will be clearly inferior to a steady state of 225ng/mL, but the authors may want to take this information into

consideration.

Outcome Measures

- Why are the authors measuring MADRS change from baseline (preop) compared to postop? Why not take the baseline measure as their last pre-ketamine score? Is it hypothesized that postoperative depression presents nearly immediately after surgery? The confound, potentially, is that patients' moods may be driven by the stress of upcoming surgery, so the authors may find that patients appear to improve before they are even randomized.

References

1. Domino EF, Domino SE, Smith RE, Domino LE, et al.: Ketamine kinetics in unmedicated and diazepam-premedicated subjects. *Clin Pharmacol Ther.* 1984; **36** (5): 645-53 [PubMed Abstract](#) | [Publisher Full Text](#)
2. Bowdle TA, Radant AD, Cowley DS, Kharasch ED, et al.: Psychedelic effects of ketamine in healthy volunteers: relationship to steady-state plasma concentrations. *Anesthesiology.* 1998; **88** (1): 82-8 [PubMed Abstract](#) | [Publisher Full Text](#)
3. Vogt K, Ibinson J, Smith C, Citro A, et al.: Midazolam and Ketamine Produce Distinct Neural Changes in Memory, Pain, and Fear Networks during Pain. *Anesthesiology.* 2021; **135** (1): 69-82 [Publisher Full Text](#)

Is the rationale for, and objectives of, the study clearly described?

Yes

Is the study design appropriate for the research question?

Yes

Are sufficient details of the methods provided to allow replication by others?

Yes

Are the datasets clearly presented in a useable and accessible format?

Not applicable

Competing Interests: No competing interests were disclosed.

Reviewer Expertise: Perioperative mental health, translational neuroscience

I confirm that I have read this submission and believe that I have an appropriate level of expertise to confirm that it is of an acceptable scientific standard.

The benefits of publishing with F1000Research:

- Your article is published within days, with no editorial bias
- You can publish traditional articles, null/negative results, case reports, data notes and more
- The peer review process is transparent and collaborative
- Your article is indexed in PubMed after passing peer review
- Dedicated customer support at every stage

For pre-submission enquiries, contact research@f1000.com

F1000Research