



# Luminosity determination using Z boson production at the CMS experiment

CMS Collaboration\*

CERN, Geneva, Switzerland

Received: 2 September 2023 / Accepted: 19 November 2023  
© CERN for the benefit of The CMS Collaboration 2024

**Abstract** The measurement of Z boson production is presented as a method to determine the integrated luminosity of CMS data sets. The analysis uses proton–proton collision data, recorded by the CMS experiment at the CERN LHC in 2017 at a center-of-mass energy of 13 TeV. Events with Z bosons decaying into a pair of muons are selected. The total number of Z bosons produced in a fiducial volume is determined, together with the identification efficiencies and correlations from the same data set, in small intervals of  $20 \text{ pb}^{-1}$  of integrated luminosity, thus facilitating the efficiency and rate measurement as a function of time and instantaneous luminosity. Using the ratio of the efficiency-corrected numbers of Z bosons, the precisely measured integrated luminosity of one data set is used to determine the luminosity of another. For the first time, a full quantitative uncertainty analysis of the use of Z bosons for the integrated luminosity measurement is performed. The uncertainty in the extrapolation between two data sets, recorded in 2017 at low and high instantaneous luminosity, is less than 0.5%. We show that the Z boson rate measurement constitutes a precise method, complementary to traditional methods, with the potential to improve the measurement of the integrated luminosity.

## 1 Introduction

In the CERN LHC, during the Run 2 data-taking period in 2015–2018, about 300 million events with Z bosons decaying into pairs of muons were recorded by the CMS experiment. Precision cross section measurements were performed [1–6] that provide (i) important tests of theoretical calculations [7–9]; (ii) input to fits of the parton distribution functions (PDFs) of the proton [10–13]; and (iii) constraints on backgrounds to searches for new physics [14].

Events with a Z boson decaying into a pair of muons have a remarkably clean experimental signature and a large cross

section that facilitates high-precision measurements. Samples of Z bosons are also used as standard tools for detector calibrations and efficiency studies. The precisely known Z boson mass and width [15] are used to calibrate energy scales and momenta and to determine the detector resolution [16, 17]. Efficiencies for lepton triggering, reconstruction, and identification are determined using the “tag-and-probe” method [1, 16–18].

The large Drell–Yan (DY) cross section for the production of Z bosons, and the possibility of simultaneously determining both the yield and the detection efficiency in situ, i.e., from the same event sample, make the process useful for precision measurements of the integrated luminosity. This was discussed before the start of the LHC [19]. During LHC operation, measurements of the Z boson rate already proved to be a useful and independent method for the LHC machine operators and experiments to monitor the relative instantaneous luminosity delivered to the ATLAS and CMS experiments [20]. The use of Z boson production as a measure of relative luminosities was also explored by the ATLAS experiment [21].

Both muons from the Z boson decay are detectable within the fiducial volume of the CMS detector in about one third of the Z boson events. The fiducial Z boson cross section in proton–proton (pp) collisions at 13 TeV has been measured to be [3]

$$\sigma^Z \mathcal{B}(Z \rightarrow \mu^+ \mu^-) = 694 \pm 6 (\text{syst}) \pm 17 (\text{lumi}) \text{ pb.} \quad (1)$$

Theoretical predictions are available up to next-to-next-to-next-to-leading order ( $\text{N}^3\text{LO}$ ) [9] in quantum chromodynamics (QCD). Electroweak corrections, including mixed QCD–electroweak corrections, are also available [7, 22, 23]. The current uncertainty in the prediction of the fiducial cross section is about 3%, and mainly originates from limited knowledge of proton PDFs and higher-order corrections [8]. Within this uncertainty, the integrated luminosity can be directly determined from the measured number of Z bosons corrected for efficiencies.

\* e-mail: [cms-publication-committee-chair@cern.ch](mailto:cms-publication-committee-chair@cern.ch) (corresponding author)

In practice, precision luminosity calibrations at the LHC are obtained from van der Meer (vdM) scan data [21, 24–29], which are more precise than the theory predictions for the Z boson cross section. In vdM scans, which are performed at low instantaneous luminosity with zero crossing angle between the two beams, the two beams are separated in two orthogonal directions transverse to the parallel beam axes. In each scan step, for a given beam separation, the event rate measured in the luminosity detectors is recorded to determine the beam overlap area. Together with the beam currents and the measured head-on collision rate, a luminosity calibration constant, referred to as the visible cross section, is determined. A full vdM scan campaign takes about six hours per experiment and is usually performed once per year, with specifically configured beams to maximize the accuracy and precision of the measurement. A detailed description of vdM scans is reported in Ref. [29].

The most precise integrated luminosity measurement in CMS to date, achieved for the 2016 data-taking period, has a total uncertainty of 1.2% [29]. Roughly half of the total uncertainty is due to the luminosity integration over the full year of data taking. This uncertainty, in turn, is composed of the uncertainty in the extrapolation of the visible cross section obtained in the vdM scan to standard data-taking conditions at high instantaneous luminosity, and the uncertainty in the integration of the instantaneous luminosity over time, obtained from comparisons between different luminosity measurements. In the 2017 data, presented in this paper, the average number of collisions per bunch crossing, usually referred to as pileup, was 32 [30]. In Run 2, peak instantaneous luminosities as high as  $20 \text{ nb}^{-1} \text{ s}^{-1}$  were reached, corresponding to a pileup of more than 50. For the high-luminosity LHC (HL-LHC), a pileup of up to 200 is expected [31] likely leading to an increase in uncertainty with the conventional methods due to the larger extrapolation.

In this paper, we explore an approach originally proposed in Ref. [32]. The measurement of the Z boson rate is used as an alternative method for the extrapolation and integration of the luminosity calibration. The Z boson counting complements conventional luminosity measurements obtained from the CMS luminosity systems, which are taken as reference luminosity. The fiducial Z boson production cross section is defined as  $\sigma_{\text{fid}}^Z = N^Z / \mathcal{L}$ , where  $N^Z$  stands for the efficiency-corrected number of reconstructed Z boson events and  $\mathcal{L}$  for the integrated luminosity. Since  $\sigma_{\text{fid}}^Z$  is identical for all data sets of the same center-of-mass energy, the ratio of  $N^Z$  for two data sets can be used to transfer the luminosity calibration from one data set to another, without input from theoretical predictions or precise knowledge of  $\sigma_{\text{fid}}^Z$ . For the first time, a full quantitative uncertainty analysis of the use of Z bosons for the integrated luminosity measurement is performed.

We choose two independent data sets of Z boson events, both recorded by the CMS experiment in 2017: a data set with

a bunch luminosity corresponding to about three pp collisions per bunch crossing, referred to in the following as “lowPU”; and the bulk of CMS pp collision data recorded in 2017 with a typical pileup of 32, denoted as “highPU”. The luminosity of the lowPU data is used to determine that of the highPU data via the relation

$$\mathcal{L}_{\text{highPU}} = \frac{N_{\text{highPU}}^Z}{N_{\text{lowPU}}^Z} \mathcal{L}_{\text{lowPU}}. \quad (2)$$

For both sets of data, the individual trigger and selection efficiencies are determined in situ, in intervals of  $20 \text{ pb}^{-1}$ , thus enhancing the sensitivity to possible variations due to changes in beam conditions or detector response as a function of time. Using the integrated luminosity for the lowPU data, which has an uncertainty of 1.7% [33], the integrated luminosity  $\mathcal{L}_{\text{highPU}}$  and its uncertainty are determined from Eq. (2), and compared with the result from the conventional integrated luminosity measurement. Due to the cleaner signature, better resolution, and smaller backgrounds, the analysis of Z boson decays into muons is more accurate than electrons. In this paper, only the decays of Z bosons into muons are used.

The paper is structured as follows. After a brief outline of the CMS detector in Sect. 2, the analysis of the Z boson event sample is described in Sect. 3. The reconstructed number of Z bosons and the trigger and selection efficiencies are extracted from fits to the data. Acceptance corrections and correlations between the efficiencies for the muon track components and among the two muon tracks are studied as a function of pileup. Subsequently, in Sect. 4, the luminosity information obtained from Z boson counting is compared with the results from conventional luminosity measurements. In Sect. 5, the benefits and advantages of Z boson counting for luminosity measurements are discussed. The paper concludes with a summary in Sect. 6.

## 2 The CMS detector

The central feature of the CMS apparatus is a superconducting solenoid of 6 m internal diameter, providing a magnetic field of 3.8 T. Within the magnet volume are a silicon pixel and strip tracker, a lead tungstate crystal electromagnetic calorimeter (ECAL), and a brass and scintillator hadron calorimeter, each composed of a barrel and two endcap sections. Forward calorimeters extend the pseudorapidity ( $\eta$ ) coverage provided by the barrel and endcap detectors. The muon system consists of gas-ionization detectors embedded in the steel flux-return yoke outside the solenoid. A more detailed description of the CMS detector, together with a definition of the coordinate system used and the relevant kinematic variables, is reported in Ref. [34].

The silicon tracker measures charged particles in the pseudorapidity range  $|\eta| < 3.0$  [35,36]. An iterative approach is used to build tracker tracks, executing a sequence of tracking algorithms, each with slightly distinct logic [17]. Muons are measured in the range  $|\eta| < 2.4$ , with detection planes made using three technologies: drift tubes, cathode strip chambers, and resistive plate chambers. Matching muons to tracks measured in the silicon tracker results in a relative transverse momentum ( $p_T$ ) resolution of 1% in the barrel and 3% in the endcaps, for muons with  $p_T$  of about 100 GeV [17]. The particle-flow (PF) algorithm [37] reconstructs and identifies each individual particle in an event, combining information from the various CMS detector components. Jets are clustered using the anti- $k_T$  jet finding algorithm [38,39] with the tracks assigned to candidate vertices as inputs, and the associated missing transverse momentum  $p_T^{\text{miss}}$ , taken as the negative vector  $p_T$  sum of those jets [40]. The primary vertex (PV) is taken to be the vertex with the largest  $\sum p_T^2$  of its associated tracks, as described in Section 9.4 of Ref. [41].

Events of interest are selected using a two-tiered trigger system. The first level (L1), comprised of custom hardware processors, uses information from the calorimeters and muon detectors to select events at a rate of around 100 kHz within a fixed latency of  $4 \mu\text{s}$  [42]. The second level, known as the high-level trigger (HLT), consists of a farm of processors running a version of the full event reconstruction software optimized for fast processing, and reduces the event rate to around 1 kHz before data storage [43].

During LHC Run 2, the main CMS luminosity subdetectors (luminometers) were the silicon pixel detector, the hadron forward calorimeter (HF), the pixel luminosity telescope (PLT) [44], and the fast beam conditions monitor (BCM1F) [45]. A separate data acquisition system is used to collect and store HF, PLT, and BCM1F data, as well as LHC beam-related data. A more detailed description of the CMS luminosity system is reported in Ref. [29]. For all comparisons in this paper, the reference integrated luminosity is obtained with the CMS luminometers, calibrated as described in Ref. [33] and using offline-calibrated corrections for the afterglow effects in the HF luminosity measurement.

The analysis described in this paper is largely independent of Monte Carlo (MC) simulations. However, MC simulations are used for two purposes: to determine the expected DY invariant mass distribution of the signal measured in the CMS detector; and to study possible biases in the pileup-dependent measurement of the muon track-finding efficiencies. Simulated event samples of the DY process,  $Z/\gamma^* \rightarrow \ell\ell$ , are produced at leading order using the MADGRAPH5\_aMC@NLO (v2.6.5) [46] generator, interfaced with PYTHIA (v8.240) [47] for the parton shower simulation. The parameters describing the modeling of the parton shower and underlying event are based on the CP5 tune [48]. The generated MC events

are passed through a full simulation of the detector using GEANT4 [49].

### 3 The Z boson candidate selection and efficiency determination

The events were recorded using a single-muon trigger (HLT muon) that requires at least one muon candidate with  $p_T > 24 \text{ GeV}$  and loose isolation criteria [50]. The lowPU data were recorded using different, looser trigger configurations than those used for the highPU data. To obtain identical trigger configurations for the two data sets, the trigger decision in the lowPU was recalculated from raw data using the trigger configuration of the highPU data.

Based on the offline reconstruction, selected muon candidates consist of an “outer” standalone track in the muon system, matched to an “inner” track reconstructed in the silicon tracker [35]. The outer track is required to have signals in at least two muon detector planes. The inner track must have at least one valid hit in the silicon pixel detector and hits in more than five strip tracker layers. The matching is done by comparing parameters of the two tracks propagated onto a common surface. A combined Kalman filter fit [51] is performed in which the information from the inner and outer tracks is used to obtain a “global” muon track. For global muons, the inner and outer tracks are required to have  $p_T > 20 \text{ GeV}$ , lie within  $|\eta| < 2.4$ , and to be matched within  $\Delta R = \sqrt{(\Delta\eta)^2 + (\Delta\phi)^2} < 0.3$ . Quality criteria on the global muon track fit are imposed, and it is required that the muon candidate is also reconstructed with the PF algorithm [37]. No requirements are imposed on the impact parameters of the muon track. Isolation criteria are omitted to maintain efficiency also at high pileup. For muons with  $p_T < 200 \text{ GeV}$ , i.e., about 99% of identified muon candidates, the track parameters are taken from the inner track. In other cases, the track parameters are determined by combining information from the inner and outer tracks. For all muon tracks,  $p_T > 25 \text{ GeV}$  is required to ensure that the trigger efficiency reaches a plateau.

A Z boson candidate is identified as a pair of opposite-charge muons with an invariant mass of  $60 < m_{\mu\mu} < 120 \text{ GeV}$ . At least one of the two muon candidates is required to be matched with an HLT muon within  $\Delta R < 0.1$ . To obtain the actual number of produced Z bosons, the number of reconstructed and selected Z boson candidates, the trigger efficiency, the muon-identification efficiency, as well as the background arising from nonresonant production, are determined from dedicated fits to the data, as explained in the following.

### 3.1 Trigger efficiency and signal extraction

The trigger efficiency and the number of Z boson candidates are determined from fits to the invariant dimuon mass distributions of mutually exclusive sets of events with exactly one ( $N_1$ ) or exactly two ( $N_2$ ) selected muons matched to an HLT muon. The observables  $N_1$  and  $N_2$  follow the relations

$$\begin{aligned} N_1 &= 2\epsilon_{\text{HLT}}^\mu (1 - C_{\text{HLT}}\epsilon_{\text{HLT}}^\mu)\epsilon_{\text{ID}}^Z N^Z + N_1^{\text{bkg}}, \\ N_2 &= C_{\text{HLT}}(\epsilon_{\text{HLT}}^\mu)^2 \epsilon_{\text{ID}}^Z N^Z + N_2^{\text{bkg}}. \end{aligned} \tag{3}$$

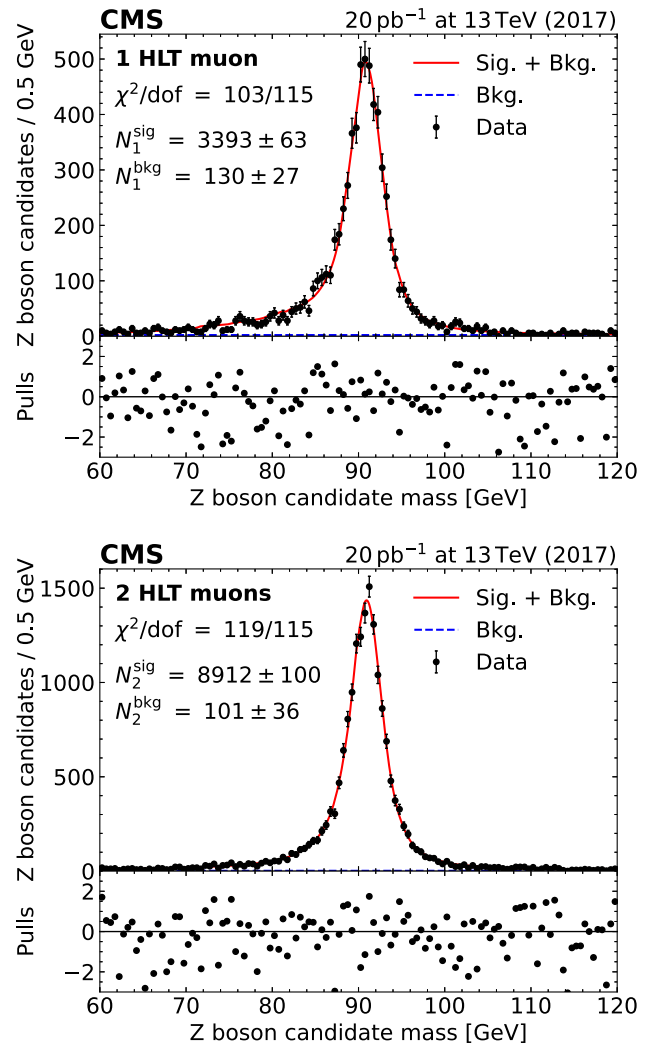
Here, the quantity  $\epsilon_{\text{HLT}}^\mu$  refers to the HLT muon trigger efficiency. The correction factor  $C_{\text{HLT}}$  accounts for the correlation between the HLT efficiencies of the two muons. A value of  $C_{\text{HLT}} > 1$  indicates a positive correlation between the two muons, i.e., an increased probability for the second muon to pass the HLT if the first muon passes it. The determination of  $C_{\text{HLT}}$  is presented in Sect. 3.2. The terms  $N_1^{\text{bkg}}$  and  $N_2^{\text{bkg}}$  describe the contributions from nonresonant backgrounds. The reconstruction efficiency  $\epsilon_{\text{ID}}^Z$  is separately determined from the data, as described in Sect. 3.3.

A fit is performed to two histograms binned in  $m_{\mu\mu}$  for Z candidates contributing to  $N_1$  and  $N_2$  in which  $\epsilon_{\text{HLT}}^\mu$  and  $N^Z$  are two free parameters. In the fit, the signal is modeled by a histogram template generated from simulated  $Z \rightarrow \mu\mu$  events, convolved with a Gaussian function to take into account muon momentum scale and resolution differences between data and simulation. A falling exponential function is used to describe the nonresonant background. In Fig. 1, examples of two distributions and the results of the fits are presented. The sample shown here corresponds to an integrated luminosity of  $20 \text{ pb}^{-1}$ , yielding about 12 000 Z boson candidates.

### 3.2 Muon trigger correlation

The correlation between the trigger efficiencies of the two HLT muons is described by the correction factor  $C_{\text{HLT}}$ , as introduced in Eq. (3). The dependence of  $C_{\text{HLT}}$  on the pileup is of particular interest in this analysis because it does not cancel in the ratio in Eq. (2), and thus constitutes an important source of systematic uncertainty. The correlation was investigated in simulation, and it is largely understood to originate from isolation requirements in the trigger selection.

We determine  $C_{\text{HLT}}$  from an MC simulation sample of  $Z \rightarrow \mu\mu$  events. As a proxy to the amount of pileup in a given event, we use the number of reconstructed PVs,  $N_{\text{PV}}$ , an observable that is directly accessible event-by-event in both data and simulation. At fixed pileup, the distribution of  $N_{\text{PV}}$  approximately follows a Poisson distribution with a mean at about 80% of the true pileup, as determined from DY simulation.



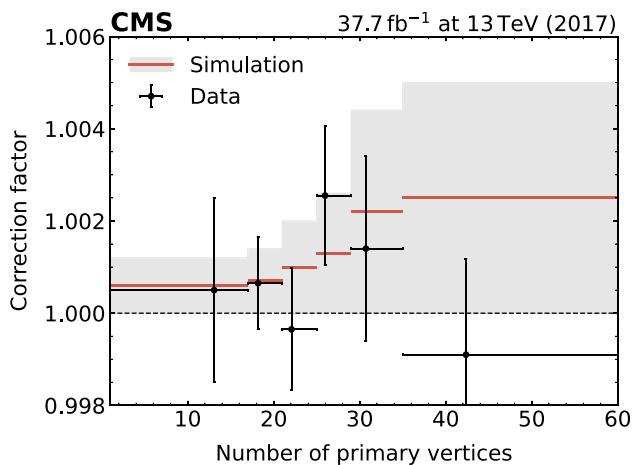
**Fig. 1** The upper panels show the reconstructed invariant mass distributions of Z boson candidates in a  $20 \text{ pb}^{-1}$  sample of data for events selection where one (upper) or two (lower) muons pass the single-muon trigger selection. The blue curve shows the fitted background contribution and the red curve illustrates the modeled signal-plus-background contribution. The error bars indicate the statistical uncertainties. The numbers of signal and background candidates are given by  $N_i^{\text{sig}} = N_i - N_i^{\text{bkg}}$  and  $N_i^{\text{bkg}}$ , respectively. Also indicated are the  $\chi^2$  values per degree of freedom (dof). The lower panels contain the pulls of the distributions, defined as the difference between the data and the fit model in each bin, divided by the statistical uncertainty estimated from the expected number of entries given by the model

In the simulation,  $C_{\text{HLT}}$  is obtained directly, by rearranging Eq. (3), as

$$C_{\text{HLT}} = \frac{4N^Z\epsilon_{\text{ID}}^Z N_2^{\text{sig}}}{(N_1^{\text{sig}} + 2N_2^{\text{sig}})^2}, \tag{4}$$

where  $N_1^{\text{sig}}$  and  $N_2^{\text{sig}}$  are the number of signal events, corresponding to  $N_1 - N_1^{\text{bkg}}$  and  $N_2 - N_2^{\text{bkg}}$  in the data.





**Fig. 2** Correction factor  $C_{HLT}$  for the correlation between the measured muon trigger efficiencies of the two muons as a function of the number of reconstructed primary vertices,  $N_{PV}$ , in the simulation (lines) and the data (points). The data points are drawn at the mean value of  $N_{PV}$  in each bin of the measurement. The horizontal error bars on the points show the bin width, and the vertical error bars show the statistical uncertainty. The gray band indicates the  $\pm 100\%$  uncertainty in the correction factor

We use data to validate the result for  $C_{HLT}$  obtained in the simulation. To this end, events are analyzed that are triggered independently of the muon trigger, namely by using the trigger condition  $p_T^{miss} > 120$  GeV in which the contribution from muons is not included. This  $p_T^{miss}$  trigger also records Z boson candidates for which the number of HLT muons is zero, and, thus, an additional relation for the number of reconstructed Z boson candidates with no HLT muons, denoted as  $N_0$ , is obtained,

$$N_0 = (1 - 2\epsilon_{HLT}^\mu + C_{HLT}(\epsilon_{HLT}^\mu)^2)\epsilon_{ID}^Z N^Z + N_0^{bkg}. \quad (5)$$

Together with Eq. (3), we obtain three equations for  $N_0$ ,  $N_1$ , and  $N_2$  with three unknowns,  $\epsilon_{HLT}^\mu$ ,  $C_{HLT}$ , and  $\epsilon_{ID}^Z N^Z$ . The correction factor  $C_{HLT}$  can thus be determined from the number of signal events in the three categories, each obtained from a fit. The fits are performed separately in six bins of  $N_{PV}$  where the number of bins and their boundaries are chosen such that the number of events per bin are similar.

The result is presented in Fig. 2. The red lines indicate the expectation from the simulation in which  $C_{HLT}$  is at the level of 0.1–0.2% above unity for  $N_{PV} \sim 30$ . Within the limited statistical precision of the data, good agreement of the simulation with the data is observed. We assign a systematic uncertainty of 100% of the correction, which is represented by the gray band in the figure.

### 3.3 Muon identification and reconstruction efficiency

The efficiency to reconstruct a Z boson,  $\epsilon_{ID}^Z$ , depends on the muon identification and reconstruction efficiency  $\epsilon_{ID}^\mu$  for each of the two muons. In the simulation, the pileup-dependent

correlation between the two identified muons is of the order of 0.01%, and thus  $\epsilon_{ID}^Z = C_{ID}(\epsilon_{ID}^\mu)^2$ . The value for  $C_{ID} \approx 1.0001$  is taken from simulation and applied as a function of  $N_{PV}$ . The muon efficiency  $\epsilon_{ID}^\mu$  is defined independently of the HLT muon efficiency, such that the total number of produced Z bosons is obtained from Eq. (3).

To determine  $\epsilon_{ID}^\mu$ , the following factorization ansatz is used:

$$\epsilon_{ID}^\mu = \epsilon_{ID|Glo}^\mu \epsilon_{Glo|Sta}^\mu \epsilon_{Sta|Trk}^\mu \frac{1}{c_{T\&P}}, \quad (6)$$

where the efficiency  $\epsilon_{ID|Glo}^\mu$  is the fraction of global muons that fulfill the full set of muon identification requirements; the efficiency  $\epsilon_{Glo|Sta}^\mu$  is the global muon efficiency, given by the fraction of standalone muons that also qualify as global muon; and the efficiency  $\epsilon_{Sta|Trk}^\mu$  is the standalone muon efficiency, defined as the fraction of muons with good inner tracks that are matched within  $\Delta R < 0.3$  to outer standalone muon tracks with  $p_T > 20$  GeV and  $|\eta| < 2.4$ . To obtain an unbiased set of inner tracks for the measurement of the efficiency  $\epsilon_{Sta|Trk}^\mu$ , inner tracks that are seeded from the extrapolation of outer standalone muon tracks are excluded. The term  $c_{T\&P}$  accounts for the correlations between the efficiency terms in Eq. (6). The pileup dependence of the correction from  $c_{T\&P}$  between the lowPU and the highPU data sets is estimated from simulation to be about 0.01%.

The efficiencies are determined from the data using a “tag-and-probe” methodology [1]. Identified muon candidates that are matched to the HLT muon are selected as “tag”. For each tag, a probe muon candidate of opposite charge is selected under the condition that the muon candidate pair has an invariant mass between 60 and 120 GeV. The efficiency  $\epsilon_{x|y}^\mu$  is then measured as

$$\epsilon_{x|y}^\mu = \frac{n^p}{n^p + n^f}, \quad (7)$$

where  $y$  denotes the reference sample of muon candidates and  $x$  is the probe criterion. The numbers  $n^p$  and  $n^f$  correspond to the number of events that pass and fail the test criterion, respectively.

For each of the efficiencies, and in bins of  $20 \text{ pb}^{-1}$ , fits to the  $m_{\mu\mu}$  distributions of the passing and failing distributions are performed. In the fits, the same shapes as described in Sect. 3.1 are used to describe the signal. In the histograms with passing probes, the background contribution is low and a falling exponential is used. In the case of failing probes, the nonresonant background is much larger and a more complex analytic function, comprising an exponential at high mass above the Z boson resonance and an error function at low mass, is fit. To ensure a bias-free measurement of  $\epsilon_{Glo|Sta}^\mu$ , the outer standalone muon track parameters are used to determine  $m_{\mu\mu}$  for the passing and failing probes. Since

the resolution of these tracks is much worse, the invariant mass requirement is widened to 50–130 GeV. In the case that, in a given event, the probe muon also fulfills the tag muon requirements, the tag-and-probe muons are indistinguishable and both muons are used as probes. Quantitative results for the measurement of the efficiencies are presented in Sect. 4.

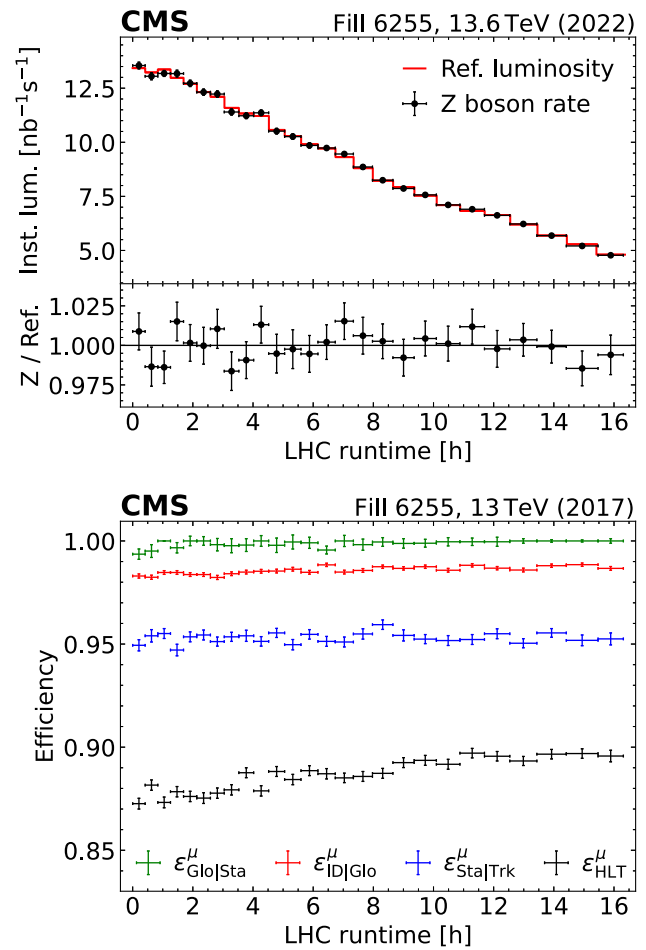
### 3.4 Acceptance correction

To determine the true number of Z bosons in the visible phase space, an acceptance correction for losses, or gains, due to the finite resolution of the reconstructed muon tracks is required. The correction affects the number of reconstructed Z bosons itself. The efficiencies are also affected, primarily in the matching of inner and outer tracks, and, to a lesser extent, if muon tracks for passing and for failing probes have different resolutions. The size of the correction is determined from the simulation by comparing the efficiency-corrected number of Z bosons as obtained from the measurement with the generated number of Z bosons in the visible phase space, as defined for bare leptons after final-state radiation (FSR), but before detector simulation.

For outer muon tracks, resolution effects lead to an acceptance correction of about 1.35%, which is independent of pileup and constant over the full year of data taking. For inner tracks, the acceptance correction is 0.15% at low pileup, and it is negligibly small for the highPU data set. This pileup dependency of 0.15% is applied as an additional correction, and an uncertainty of 100% of the correction is assigned. For a direct cross section measurement, the size of the bias could be further reduced through optimized track selection criteria. However, for this analysis it suffices that the pileup-independent components of the acceptance correction cancel in the cross section ratio.

### 3.5 The L1 trigger corrections

The term “prefiring” describes the effect that a trigger decision is assigned to a bunch crossing preceding the one in which the collision actually took place. In the CMS experiment, the triggering and readout of events in adjacent bunch crossings is vetoed in the trigger logic. However, due to the limited time resolution of the muon system, the assignment of muon candidates to bunch crossings can be wrong, and thus lead to a loss of good events, i.e., a trigger inefficiency. Since the tag-and-probe efficiency measurement is insensitive to this effect, the inefficiency due to prefiring is measured in a dedicated analysis. During the 2017 data taking, measurable prefiring occurred at nonnegligible rates for the L1 muon and ECAL triggers [42, 50]. For the L1 muon trigger, a correction for trigger inefficiency of 0.6% was found, independent of pileup and time. In contrast, losses due to prefiring of the



**Fig. 3** Upper: the efficiency-corrected Z boson rate, compared to the reference luminosity measurement, in the LHC fill 6255, recorded on September 29, 2017 [33]. Each bin corresponds to about  $20 \text{ pb}^{-1}$ , as determined by the reference measurement. For shape comparison, the integrated Z boson rate is normalized to the reference integrated luminosity. The panel at the bottom shows the ratio of the two measurements. The vertical error bars show the statistical uncertainty in the Z boson rate. Lower: the measured single-muon efficiencies as functions of time for the same LHC fill. The vertical error bars show the statistical uncertainty in the efficiency

ECAL require a pileup-dependent correction of 0.05–0.2% for the pileup range 0–50. The prefiring from ECAL triggers is caused mainly by initial or final state radiation, pileup jets, or the underlying event. The impact on the lowPU data was somewhat larger due to the lower ECAL trigger thresholds, and for the lowPU data a correction of 0.6% is applied.

## 4 Results and uncertainties

The procedures described above to measure the number of reconstructed Z bosons and their efficiencies are applied to the data in bins of  $20 \text{ pb}^{-1}$ . Since the amount of data at the end of a fill does not usually add up to  $20 \text{ pb}^{-1}$ , the last bin is included as long as it contains more than  $10 \text{ pb}^{-1}$ . In case

the last bin contains  $<10 \text{ pb}^{-1}$  it is merged with the second to last. Altogether, in 2017 about 2000 such bins are defined.

#### 4.1 Normalized Z boson rate

In Fig. 3, the measured Z boson rate and efficiencies are shown for the data recorded during a typical LHC fill of the highPU data-taking period in 2017. In this fill, pp collision data were recorded continuously for about 16 h. An integrated luminosity of about  $515 \text{ pb}^{-1}$  was accumulated, corresponding to 25 bins of  $20 \text{ pb}^{-1}$  each, and the last bin contains the remaining  $15 \text{ pb}^{-1}$  of data. The instantaneous luminosity decreased from initially  $15 \text{ nb}^{-1} \text{ s}^{-1}$ , corresponding to a pileup of about 50, to about one third of the initial value. In Fig. 3 (upper), a comparison between the conventional measurement of the recorded luminosity and the measurement using the Z boson rate is shown. The integral of the measured Z boson rate is normalized to the integral of the reference luminosity. The shapes of the two independent measurements agree very well. In Fig. 3 (lower), the muon trigger and identification efficiencies,  $\epsilon_{\text{HLT}}^{\mu}$  and  $\epsilon_{\text{ID}}^{\mu}$ , separated into its different components, as applied to the respective time intervals, are presented. In particular, a significant dependence on time, and thus on pileup, is seen for the HLT muon efficiency for which a rise by about 3% is measured as the pileup decreases in the course of the fill.

To compare the relative linearity between the measurement of the Z boson rate and the CMS reference luminosity, the fiducial cross section for Z boson production, normalized to the average Z boson cross section, is studied as a function of the instantaneous luminosity. The result is shown in Fig. 4, where the average instantaneous luminosity in each  $20 \text{ pb}^{-1}$  bin is used to assign an instantaneous luminosity bin from which the average cross section is obtained. The straight-line fit to the data yields a value of 0.2% below unity for the intercept with the y-axis at low pileup. This value gives an estimate of the agreement between Z boson counting and reference luminosity measurement in the extrapolation from the low to the high pileup data.

#### 4.2 Measurement of the absolute luminosity

Using Eq. (2), the integrated luminosity of the highPU data, referred to in the following as “Z luminosity”, is determined from the integrated luminosity of the lowPU data, using the ratio of the number of Z bosons recorded during the two periods, corrected for reconstruction and trigger efficiencies as determined in intervals of  $20 \text{ pb}^{-1}$ . In the ratio, all correlated uncertainties cancel, as detailed in the following section.

In Fig. 5, the distribution of the ratios between the Z luminosity and the reference luminosity as obtained from the CMS luminosity systems is shown. Each entry in the histogram corresponds to an interval of  $20 \text{ pb}^{-1}$  in the highPU

data recorded in 2017. The central values of both measurements are in good agreement with a difference of 0.3%. The standard deviation of about 1.2% is predominantly of statistical nature, and close to the expectation for the pure statistical uncertainty of about 12 000 Z boson candidates reconstructed in intervals of  $20 \text{ pb}^{-1}$  each. The ratio of Z luminosity and reference luminosity as a function of the integrated luminosity is shown in Fig. 6. This figure shows a good stability of the Z luminosity measurement over the full year. No significant patterns in time are observed.

#### 4.3 Statistical and systematic uncertainties, and additional cross checks

The uncertainties in the analysis were studied with the focus on the ratio  $r = N_{\text{highPU}}^Z / N_{\text{lowPU}}^Z$  of the Z boson counts between two data samples in 2017 as presented in Eq. (2). The full list of considered sources of uncertainty in the cross sections and their ratio is given in Table 1, and described in the following.

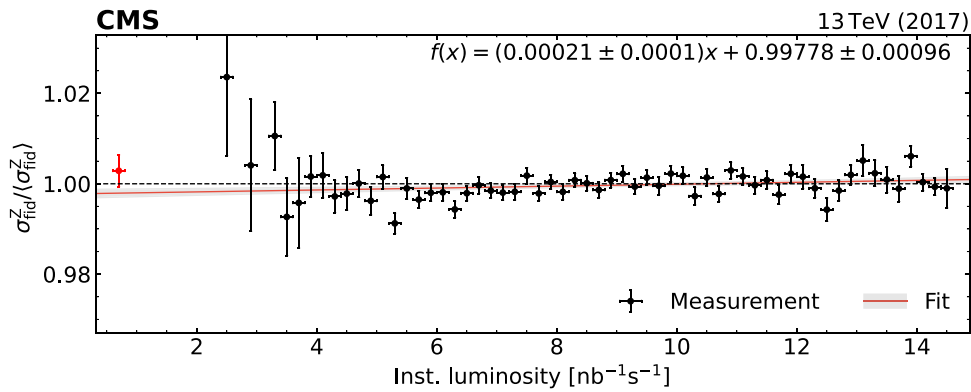
Statistical uncertainties are driven by the number of available Z bosons and also include the statistical uncertainty in the efficiencies. As mentioned above, in one interval of  $20 \text{ pb}^{-1}$ , about 12 000 Z bosons candidates with two muons in the final state are available, leading to an average statistical uncertainty of 1.17%. For all intervals combined, the statistical uncertainty for the full 2017 highPU data is negligibly small. The lowPU data set corresponds to an integrated luminosity of about  $200 \text{ pb}^{-1}$ , and this contributes a statistical uncertainty of about 0.35%.

As discussed in Sect. 3.2, the correction factor for correlations in the trigger efficiencies of the two muons  $C_{\text{HLT}}$  is determined from data and simulation; it is about 0.1% above unity for the highPU sample, consistently for data and MC simulation. The uncertainty in  $C_{\text{HLT}}$  is assigned to be 100% of the correction.

Possible correlations between the two identified muons and imperfect factorization of muon identification and reconstruction efficiencies were discussed in Sect. 3.3. The simulation shows negligible effects, and corrections at the level of 0.01% are applied. The corresponding uncertainties are estimated to be 100% of the correction.

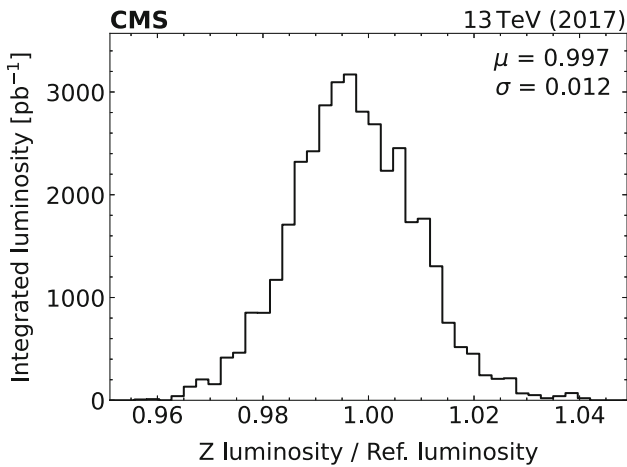
The limited resolution of the reconstructed muon tracks leads to a bias in the measurement, as described in Sect. 3.4. The bias from the inner track resolution is smaller, but pileup dependent, and remains in the ratio with a magnitude of 0.15%. The outer track resolution leads to a large bias, but is mostly pileup independent and cancels in the ratio. A correction is derived from simulation and two independent sources of uncertainty, estimated to be 100% of the correction each, are assigned each for the inner and outer tracks, respectively.

Systematic uncertainties in the L1 muon prefire corrections, described in Sect. 3.5, cancel completely in the ratio,



**Fig. 4** Fiducial Z boson production cross section as a function of the instantaneous recorded luminosity, normalized to the average measured cross section. In each point, multiple measurements of the delivered Z boson rates are combined, the error bars correspond to the statisti-

cal uncertainties of the Z boson rate measurement. The leftmost point, highlighted in red, corresponds to the lowPU data. The result of a fit to a linear function is shown as a red line and the statistical uncertainties are covered by the gray band



**Fig. 5** Distribution of the ratio of integrated luminosities between Z boson counting and the reference luminometer. The entries, each corresponding to one interval of  $20 \text{ pb}^{-1}$  of highPU data, are weighted with the respective measured luminosity

whereas the uncertainties due to ECAL prefire have a different magnitude between the two data sets and cancel only partially. The remaining uncertainty is estimated to be 20% of the nominal correction [42].

The extraction of the signal and background contributions was studied using alternative fit models. For the signal model, the Gaussian resolution function convolved with the histogram template is varied. First, the histogram template is used alone, i.e., fully relying on the simulation and leaving no further degrees of freedom to the fit. Secondly, the histogram template is convolved with a Crystal Ball function [52], which has four free parameters and gives the fit more freedom to incorporate possible differences between data and simulation. Thirdly, the histogram template is constructed from generator-level post-FSR leptons, instead of mirroring the selection at detector level. This template is then convolved with a Crystal Ball function. The three variations

lead to changes in the extracted numbers of Z bosons, and the efficiencies, in both the highPU and lowPU data sets. While the trends are correlated, the relative magnitudes are different, and this leads to a significant residual uncertainty. The envelope of the three variations is taken to quantify this uncertainty.

The two types of background models are varied independently. For the categories with major background contributions, the Das function [53], a wide Gaussian distribution with exponential tails is used as an alternative function, which has four free parameters, as opposed to three for the nominal model. In the other cases, the falling exponential is substituted by a uniform distribution.

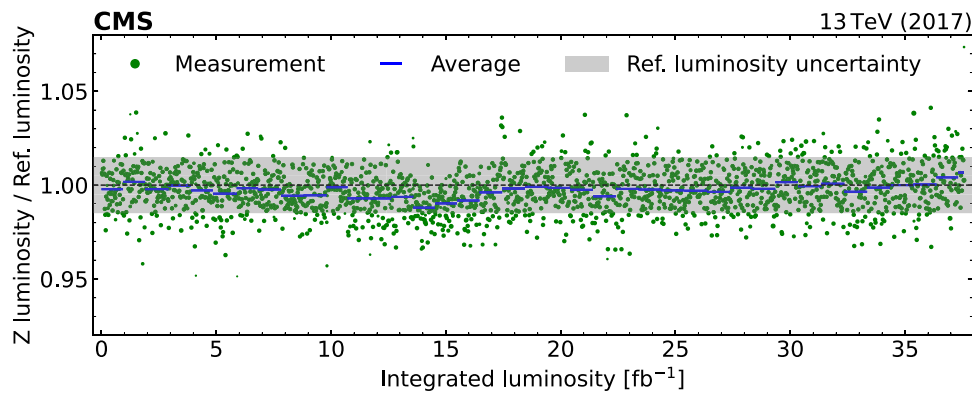
The total systematic uncertainty is obtained by adding the systematic uncertainties listed in Table 1 in quadrature. In combination with the statistical uncertainty of 0.35%, the total uncertainty to transfer the luminosity from the lowPU data to the highPU data in 2017 is

$$\delta r = {}^{+0.31\%}_{-0.28\%} (\text{syst}) \pm 0.35\% (\text{stat}) = {}^{+0.47\%}_{-0.45\%}, \quad (8)$$

where the statistical uncertainty is due to the limited size of the lowPU data set. The systematic uncertainty is driven by the uncertainties in the signal modeling, followed by the background modeling and acceptance corrections. Overall, a total uncertainty of about 0.5% is obtained.

Multiple cross-checks were performed to test the robustness of the result. The size of the luminosity bin was varied from 20 down to 15 and up to  $30 \text{ pb}^{-1}$ , and negligible differences with respect to the nominal measurement were found. It was further verified that the measurement is independent of the choice of the bin width chosen for the  $m_{\mu\mu}$  distribution, by varying it by factors of 1/2 and 2. Independence of the result on the chosen fit interval was tested using two alternative ranges: a more narrow interval from  $m_{\mu\mu} \in [70, 110] \text{ GeV}$





**Fig. 6** The luminosity as measured from Z bosons divided by the reference luminosity as a function of the integrated luminosity for the 2017 highPU data. Each green point represents the ratio from one measurement of the number of Z bosons. The blue lines show the aver-

ages of 50 consecutive measurements, corresponding to an average of  $1 \text{ fb}^{-1}$  of data. The gray band has a width of 1.5%, corresponding to the uncertainty in the ratio of the integrated reference luminosities from the lowPU to the one of highPU [33]

**Table 1** Summary of the uncertainties in the number of delivered Z bosons in the 2017 highPU and lowPU data, and their ratio. The symbol  $\delta$  denotes the relative uncertainty, i.e.,  $\delta x = \Delta x/x$ . The systematic and statistical uncertainties are added in quadrature to obtain the total uncertainty

	$\delta N_{\text{highPU}}^Z$ [%]	$\delta N_{\text{lowPU}}^Z$ [%]	$\delta(N_{\text{highPU}}^Z/N_{\text{lowPU}}^Z)$ [%]
HLT correlation $C_{\text{HLT}}$	$\pm 0.1$	$\pm 0.06$	$\pm 0.04$
Dimuon correlation $C_{\text{ID}}$	$\pm 0.00$	$\mp 0.01$	$\pm 0.01$
Inner-outer track correlation $C_{\text{T\&P}}$	$\pm 0.01$	$\mp 0.01$	$\pm 0.01$
Inner track resolution	$\pm 0.01$	$\pm 0.16$	$\mp 0.15$
Outer track resolution	$\pm 1.35$	$\pm 1.36$	$\mp 0.01$
L1 muon prefiring	$\pm 0.15$	$\pm 0.15$	0
ECAL prefiring	$\pm 0.04$	$\pm 0.14$	$\mp 0.10$
Signal modeling up	-0.63	-0.75	+0.19
Signal modeling down	+0.51	+0.71	-0.21
Background modeling up	-0.15	-0.31	+0.16
Background modeling down	-0.09	-0.05	-0.04
Systematic up	+1.45	+1.56	+0.31
Systematic down	-1.50	-1.60	-0.28
Statistical	$\pm 0.03$	$\pm 0.35$	$\pm 0.35$
Total up	+1.45	+1.60	+0.47
Total down	-1.50	-1.64	-0.45

and a wider interval from  $m_{\mu\mu} \in [50, 130] \text{ GeV}$ . Both variations have a strong impact on  $N^Z$  since the phase space of the measurement changes, but, as expected, the effect cancels almost completely in the ratio. The results of these cross checks are summarized in Table 2.

### 5 Discussion and outlook

With an uncertainty in the transfer factor of about 0.5% for the 2017 data, this analysis shows that Z boson counting can provide an independent and competitive method to extrapolate and integrate luminosity calibrations. The results from Z boson counting are independent of the conventional luminosity measurements. They can be treated as uncorrelated in

combinations, which can lead to significant improvements in the combined uncertainty.

Taking the current precision of 1.7% for the integrated luminosity in the lowPU data [33], the integrated luminosity in the highPU 2017 data could potentially be determined to a precision of better than 1.8%, in contrast to the preliminary uncertainty of the reference luminosity measurement of 2.3% [33].

A unique aspect of Z boson counting is that the relevant efficiency corrections as a function of time can be calibrated from the same event sample. This feature makes the method robust not only against small changes in detector response, but also across different detector configurations. In general, once a precision measurement of the integrated luminosity is available, such as that for the lowPU data in 2017, the inte-

**Table 2** Summary of cross checks performed by varying the length of the luminosity interval, the bin width of the  $m_{\mu\mu}$  histograms, and the range of the fit. As in Table 1, the resulting variations of the number of Z bosons in the 2017 highPU and lowPU data, and their ratio, are shown. The  $\delta$  denotes the relative variations, i.e.,  $\delta x = \Delta x/x$

	$\delta N_{\text{highPU}}^Z$ [%]	$\delta N_{\text{lowPU}}^Z$ [%]	$\delta(N_{\text{highPU}}^Z/N_{\text{lowPU}}^Z)$ [%]
Lum. bin size 30 pb <sup>-1</sup>	-0.05	-0.01	-0.04
Lum. bin size 15 pb <sup>-1</sup>	+0.04	+0.07	-0.03
Mass bin width 1 GeV	-0.02	-0.06	+0.03
Mass bin width 0.25 GeV	-0.01	+0.01	-0.02
Mass range [50, 130] GeV	+1.25	+1.24	+0.00
Mass range [70, 110] GeV	-2.32	-2.26	-0.05

grated luminosity for all data recorded at the same center-of-mass energy can be determined using the Z boson counting. However, each transfer between data sets requires detailed studies of the correlations of the muon trigger and the reconstruction efficiencies.

In this paper, the full analysis was presented for the data from 2017, when a dedicated and sufficiently large sample of lowPU data was recorded. Under such conditions, a large fraction of the systematic uncertainties cancels in the ratio. For the most precise CMS measurement of the luminosity to date [29], published for 2016, an extrapolation and integration uncertainty of 0.7% was reported. For 2016, no lowPU data set was recorded. Further studies on the impact of different detector conditions would be required to extrapolate from the 2016 data set. If, hypothetically, an extrapolation uncertainty of 0.5% for Z boson counting were achievable also in the 2016 data, the uncertainty of 1.2% in the total integrated luminosity for 2016 could be improved to 1.1%.

The dominant contribution to the uncertainty comes from the statistical uncertainty, which is driven by the size of the lowPU data sample. The lowPU data recorded in 2017 correspond to an integrated luminosity of about 200 pb<sup>-1</sup>. A significant increase of the sample size, e.g., by a factor 3 or 4, would make the statistical uncertainty negligible.

In the coming years, during the ongoing LHC Run 3 and beyond, additional measurements and studies on the main systematic uncertainties will be performed, and that is expected to improve the precision of the method further. Furthermore, the method is expected to contribute substantially to the combination of integrated luminosity measurements for different data sets. In the longer term, pileup conditions of up to 200 pp collisions per bunch crossing are expected at the HL-LHC [31]. In both Run 3 and at the HL-LHC, the uncertainties due to extrapolation from vdM conditions to standard data taking are expected to remain substantial. In such conditions, the method of Z boson counting has the potential to provide significant improvements.

## 6 Summary

The precision measurement of the Z boson production rate provides a complementary method to transfer integrated luminosity measurements between data sets. This study makes use of events with Z bosons decaying into a pair of muons. The data were recorded with the CMS experiment at the CERN LHC in 2017, at a proton–proton center-of-mass energy of 13 TeV. The integrated luminosity of a larger data sample recorded in 2017 is obtained from that of a smaller data set recorded at lower pileup using the ratio of the efficiency-corrected numbers of Z bosons counted in the two data sets. The full set of efficiencies and correlation correction factors for triggering, reconstruction, and selection are determined in intervals of 20 pb<sup>-1</sup> from the same Z boson data samples. Monte Carlo simulations are used only to describe the shape of the resonant Z boson signal and for the study of possible biases of the method. A detailed quantitative study of the systematic uncertainties and their dependencies on pileup is performed for the first time. In the integrated luminosity ratio, the systematic uncertainties cancel almost completely, with the exception of the pileup-dependent effects. The resulting uncertainty in the ratio is 0.5%. With its high precision, the Z boson counting is competitive with and independent of conventional methods for the extrapolation and integration of luminosity.

**Acknowledgements** We congratulate our colleagues in the CERN accelerator departments for the excellent performance of the LHC and thank the technical and administrative staffs at CERN and at other CMS institutes for their contributions to the success of the CMS effort. In addition, we gratefully acknowledge the computing centers and personnel of the Worldwide LHC Computing Grid and other centers for delivering so effectively the computing infrastructure essential to our analyses. Finally, we acknowledge the enduring support for the construction and operation of the LHC, the CMS detector, and the supporting computing infrastructure provided by the following funding agencies: SC (Armenia), BMBWF and FWF (Austria); FNRS and FWO (Belgium); CNPq, CAPES, FAPERJ, FAPERGS, and FAPESP (Brazil); MES and BNSF (Bulgaria); CERN; CAS, MoST, and NSFC (China); MINCIENCIAS (Colombia); MSES and CSF (Croatia); RIF (Cyprus); SENESCYT (Ecuador); MoER, ERC PUT and ERDF (Estonia); Academy of Finland, MEC, and HIP (Finland); CEA and CNRS/IN2P3 (France); BMBF, DFG, and HGF (Germany); GSRI (Greece); NKFIH (Hungary); DAE and DST (India); IPM (Iran); SFI (Ireland); INFN (Italy); MSIP and NRF (Republic of Korea); MES (Latvia); LAS (Lithuania);

MOE and UM (Malaysia); BUAP, CINVESTAV, CONACYT, LNS, SEP, and UASLP-FAI (Mexico); MOS (Montenegro); MBIE (New Zealand); PAEC (Pakistan); MES and NSC (Poland); FCT (Portugal); MESTD (Serbia); MCIN/AEI and PCTI (Spain); MOSTR (Sri Lanka); Swiss Funding Agencies (Switzerland); MST (Taipei); MHESI and NSTDA (Thailand); TUBITAK and TENMAK (Turkey); NASU (Ukraine); STFC (United Kingdom); DOE and NSF (USA). Individuals have received support from the Marie-Curie program and the European Research Council and Horizon 2020 Grant, contract Nos. 675440, 724704, 752730, 758316, 765710, 824093, and COST Action CA16108 (European Union); the Leventis Foundation; the Alfred P. Sloan Foundation; the Alexander von Humboldt Foundation; the Science Committee, project no. 22ri-037 (Armenia); the Belgian Federal Science Policy Office; the Fonds pour la Formation à la Recherche dans l'Industrie et dans l'Agriculture (FRIA-Belgium); the Agentschap voor Innovatie door Wetenschap en Technologie (IWT-Belgium); the F.R.S.-FNRS and FWO (Belgium) under the "Excellence of Science – EOS" – be.h project n. 30820817; the Beijing Municipal Science & Technology Commission, No. Z191100007219010 and Fundamental Research Funds for the Central Universities (China); the Ministry of Education, Youth and Sports (MEYS) of the Czech Republic; the Shota Rustaveli National Science Foundation, grant FR-22-985 (Georgia); the Deutsche Forschungsgemeinschaft (DFG), under Germany's Excellence Strategy – EXC 2121 "Quantum Universe" – 390833306, and under project number 400140256 – GRK2497; the Hellenic Foundation for Research and Innovation (HFRI), Project Number 2288 (Greece); the Hungarian Academy of Sciences, the New National Excellence Program – ÚNKP, the NKFIH research grants K 124845, K 124850, K 128713, K 128786, K 129058, K 131991, K 133046, K 138136, K 143460, K 143477, 2020-2.2.1-ED-2021-00181, and TKP2021-NKTA-64 (Hungary); the Council of Science and Industrial Research, India; the Latvian Council of Science; the Ministry of Education and Science, project no. 2022/WK/14, and the National Science Center, contracts Opus 2021/41/B/ST2/01369 and 2021/43/B/ST2/01552 (Poland); the Fundação para a Ciência e a Tecnologia, grant CEECIND/01334/2018 (Portugal); the National Priorities Research Program by Qatar National Research Fund; MCIN/AEI/10.13039/501100011033, ERDF "a way of making Europe", and the Programa Estatal de Fomento de la Investigación Científica y Técnica de Excelencia María de Maeztu, grant MDM-2017-0765 and Programa Severo Ochoa del Principado de Asturias (Spain); the Chulalongkorn Academic into Its 2nd Century Project Advancement Project, and the National Science, Research and Innovation Fund via the Program Management Unit for Human Resources & Institutional Development, Research and Innovation, grant B05F650021 (Thailand); the Kavli Foundation; the Nvidia Corporation; the SuperMicro Corporation; the Welch Foundation, contract C-1845; and the Weston Havens Foundation (USA).

**Data availability statement** This manuscript has no associated data or the data will not be deposited. [Authors' comment: Release and preservation of data used by the CMS Collaboration as the basis for publications is guided by the CMS policy as stated in <https://cms-docdb.cern.ch/cgi-bin/PublicDocDB/RetrieveFile?docid=6032&filename=CMSDataPolicyV1.2.pdf&version=2>. CMS data preservation, re-use and open access policy.]

## Declarations

**Conflict of interest** The authors declare that they have no conflict of interest.

**Open Access** This article is licensed under a Creative Commons Attribution 4.0 International License, which permits use, sharing, adaptation, distribution and reproduction in any medium or format, as long as you give appropriate credit to the original author(s) and the source, pro-

vide a link to the Creative Commons licence, and indicate if changes were made. The images or other third party material in this article are included in the article's Creative Commons licence, unless indicated otherwise in a credit line to the material. If material is not included in the article's Creative Commons licence and your intended use is not permitted by statutory regulation or exceeds the permitted use, you will need to obtain permission directly from the copyright holder. To view a copy of this licence, visit <http://creativecommons.org/licenses/by/4.0/>.

Funded by SCOAP<sup>3</sup>.

## References

1. CMS Collaboration, Measurement of the inclusive W and Z production cross sections in pp collisions at  $\sqrt{s} = 7$  TeV with the CMS experiment. *JHEP* **10**, 132 (2011). [https://doi.org/10.1007/JHEP10\(2011\)132](https://doi.org/10.1007/JHEP10(2011)132). arXiv:1107.4789
2. CMS Collaboration, Measurement of the differential Drell-Yan cross section in proton-proton collisions at  $\sqrt{s} = 13$  TeV. *JHEP* **12**, 059 (2019). [https://doi.org/10.1007/JHEP12\(2019\)059](https://doi.org/10.1007/JHEP12(2019)059). arXiv:1812.10529
3. CMS Collaboration, Measurements of differential Z boson production cross sections in proton-proton collisions at  $\sqrt{s} = 13$  TeV. *JHEP* **12**, 061 (2019). [https://doi.org/10.1007/JHEP12\(2019\)061](https://doi.org/10.1007/JHEP12(2019)061). arXiv:1909.04133
4. CMS Collaboration, Measurement of the mass dependence of the transverse momentum of lepton pairs in Drell-Yan production in proton-proton collisions at  $\sqrt{s} = 13$  TeV. *Eur. Phys. J. C* **83**, 628 (2023). <https://doi.org/10.1140/epjc/s10052-023-11631-7>. arXiv:2205.04897
5. ATLAS Collaboration, Measurement of W $^{\pm}$  and Z boson production cross sections in pp collisions at  $\sqrt{s} = 13$  TeV with the ATLAS detector. *Phys. Lett. B* **759**, 601 (2016). <https://doi.org/10.1016/j.physletb.2016.06.023>. arXiv:1603.09222
6. LHCb Collaboration, Measurement of the Z boson production cross-section in proton-lead collisions at  $\sqrt{s_{NN}} = 8.16$  TeV. *JHEP* **06**, 022 (2023). [https://doi.org/10.1007/JHEP06\(2023\)022](https://doi.org/10.1007/JHEP06(2023)022). arXiv:2205.10213
7. Y. Li, F. Petriello, Combining QCD and electroweak corrections to dilepton production in the framework of the FEWZ simulation code. *Phys. Rev. D* **86**, 094034 (2012). <https://doi.org/10.1103/PhysRevD.86.094034>. arXiv:1208.5967
8. P.F. Monni et al., MiNNLO $_{ps}$ : a new method to match NNLO QCD to parton showers. *JHEP* **05**, 143 (2020). [https://doi.org/10.1007/JHEP05\(2020\)143](https://doi.org/10.1007/JHEP05(2020)143). arXiv:1908.06987
9. C. Duhr, B. Mistlberger, Lepton-pair production at hadron colliders at N<sup>3</sup>LO in QCD. *JHEP* **03**, 116 (2022). [https://doi.org/10.1007/JHEP03\(2022\)116](https://doi.org/10.1007/JHEP03(2022)116). arXiv:2111.10379
10. S. Alekhin, J. Blümlein, S. Moch, R. Pláčákytė, Parton distribution functions,  $\alpha_S$ , and heavy-quark masses for LHC Run II. *Phys. Rev. D* **96**, 014011 (2017). <https://doi.org/10.1103/PhysRevD.96.014011>. arXiv:1701.05838
11. NNPDF Collaboration, Parton distributions from high-precision collider data. *Eur. Phys. J. C* **77**, 663 (2017). <https://doi.org/10.1140/epjc/s10052-017-5199-5>. arXiv:1706.00428
12. S. Dulat et al., New parton distribution functions from a global analysis of quantum chromodynamics. *Phys. Rev. D* **93**, 033006 (2016). <https://doi.org/10.1103/PhysRevD.93.033006>. arXiv:1506.07443
13. L.A. Harland-Lang, A.D. Martin, P. Motylinski, R.S. Thorne, Parton distributions in the LHC era: MMHT 2014 PDFs. *Eur. Phys. J. C* **75**, 204 (2015). <https://doi.org/10.1140/epjc/s10052-015-3397-6>. arXiv:1412.3989
14. CMS Collaboration, Search for invisible decays of a Higgs boson produced through vector boson fusion in proton-proton collisions


- at  $\sqrt{s} = 13$  TeV. Phys. Lett. B **793**, 520 (2019). <https://doi.org/10.1016/j.physletb.2019.04.025>. arXiv:1809.05937
15. Particle Data Group, R.L. Workman et al., Review of particle physics. Prog. Theor. Exp. Phys. **2022**, 083C01 (2022). <https://doi.org/10.1093/ptep/ptac097>
  16. CMS Collaboration, Electron and photon reconstruction and identification with the CMS experiment at the CERN LHC. JINST **16**, P05014 (2021). <https://doi.org/10.1088/1748-0221/16/05/P05014>. arXiv:2012.06888
  17. CMS Collaboration, Performance of the CMS muon detector and muon reconstruction with proton-proton collisions at  $\sqrt{s} = 13$  TeV. JINST **13**, P06015 (2018). <https://doi.org/10.1088/1748-0221/13/06/P06015>. arXiv:1804.04528
  18. ATLAS Collaboration, Muon reconstruction performance of the ATLAS detector in proton-proton collision data at  $\sqrt{s} = 13$  TeV. Eur. Phys. J. C **76**, 292 (2016). <https://doi.org/10.1140/epjc/s10052-016-4120-y>. arXiv:1603.05598
  19. M. Dittmar, F. Pauss, D. Zürcher, Towards a precise parton luminosity determination at the CERN LHC. Phys. Rev. D **56**, 7284 (1997). <https://doi.org/10.1103/PhysRevD.56.7284>. arXiv:hep-ex/9705004
  20. C. Schwick, B. Petersen, LPC's view on Run 2, in *Proceedings 9th Evian Workshop on LHC beam operation: Evian Les Bains, France, January 30–February 1, 2019* (2019), p. 27. CERN-ACC-2019-059
  21. ATLAS Collaboration, Luminosity determination in pp collisions at  $\sqrt{s} = 13$  TeV using the ATLAS detector at the LHC. Eur. Phys. J. C **83**, 982 (2023). <https://doi.org/10.1140/epjc/s10052-023-11747-w>
  22. R. Bonciani et al., Mixed strong-electroweak corrections to the Drell–Yan process. Phys. Rev. Lett. **128**, 012002 (2022). <https://doi.org/10.1103/PhysRevLett.128.012002>. arXiv:2106.11953
  23. M. Delto, M. Jaquier, K. Melnikov, R. Röntsch, Mixed QCD@QED corrections to on-shell Z boson production at the LHC. JHEP **01**, 043 (2020). [https://doi.org/10.1007/JHEP01\(2020\)043](https://doi.org/10.1007/JHEP01(2020)043). arXiv:1909.08428
  24. S. van der Meer, Calibration of the effective beam height in the ISR, ISR Report CERN-ISR-PO-68-31 (1968)
  25. P. Grafström, W. Kozanecki, Luminosity determination at proton colliders. Prog. Part. Nucl. Phys. **81**, 97 (2015). <https://doi.org/10.1016/j.pnpnp.2014.11.002>
  26. LHCb Collaboration, Precision luminosity measurements at LHCb. JINST **9**, P12005 (2014). <https://doi.org/10.1088/1748-0221/9/12/P12005>. arXiv:1410.0149
  27. ALICE Collaboration, Measurement of visible cross sections in proton-lead collisions at  $\sqrt{s} = 5.02$  TeV in van der Meer scans with the ALICE detector. JINST **9**, P11003 (2014). <https://doi.org/10.1088/1748-0221/9/11/P11003>. arXiv:1405.1849
  28. ATLAS Collaboration, Luminosity determination in pp collisions at  $\sqrt{s} = 8$  TeV using the ATLAS detector at the LHC. Eur. Phys. J. C **76**, 653 (2016). <https://doi.org/10.1140/epjc/s10052-016-4466-1>. arXiv:1608.03953
  29. CMS Collaboration, Precision luminosity measurement in proton-proton collisions at  $\sqrt{s} = 13$  TeV in 2015 and 2016 at CMS. Eur. Phys. J. C **81**, 800 (2021). <https://doi.org/10.1140/epjc/s10052-021-09538-2>. arXiv:2104.01927
  30. CMS Collaboration, Pileup mitigation at CMS in 13 TeV data. JINST **15**, P09018 (2020). <https://doi.org/10.1088/1748-0221/15/09/P09018>. arXiv:2003.00503
  31. A. Dainese et al., Physics at the HL-LHC, and perspectives at the HE-LHC, CERN Report CERN-2019-007, (2019). <https://doi.org/10.23731/CYRM-2019-007>
  32. J. Salfeld-Nebgen, D. Marlow, Data-driven precision luminosity measurements with Z bosons at the LHC and HL-LHC. JINST **13**, P12016 (2018). <https://doi.org/10.1088/1748-0221/13/12/P12016>. arXiv:1806.02184
  33. CMS Collaboration, CMS luminosity measurement for the 2017 data-taking period at  $\sqrt{s} = 13$  TeV, CMS Physics Analysis Summary CMS-PAS-LUM-17-004 (2018)
  34. CMS Collaboration, The CMS experiment at the CERN LHC. JINST **3**, S08004 (2008). <https://doi.org/10.1088/1748-0221/3/08/S08004>
  35. CMS Collaboration, Description and performance of track and primary-vertex reconstruction with the CMS tracker. JINST **9**, P10009 (2014). <https://doi.org/10.1088/1748-0221/9/10/P10009>. arXiv:1405.6569
  36. CMS Tracker Group Collaboration, The CMS Phase-I pixel detector upgrade. JINST **16**, P02027 (2021). <https://doi.org/10.1088/1748-0221/16/02/P02027>. arXiv:2012.14304
  37. CMS Collaboration, Particle-flow reconstruction and global event description with the CMS detector. JINST **12**, P10003 (2017). <https://doi.org/10.1088/1748-0221/12/10/P10003>. arXiv:1706.04965
  38. M. Cacciari, G.P. Salam, G. Soyez, The anti- $k_T$  jet clustering algorithm. JHEP **04**, 063 (2008). <https://doi.org/10.1088/1126-6708/2008/04/063>. arXiv:0802.1189
  39. M. Cacciari, G.P. Salam, G. Soyez, FastJet user manual. Eur. Phys. J. C **72**, 1896 (2012). <https://doi.org/10.1140/epjc/s10052-012-1896-2>. arXiv:1111.6097
  40. CMS Collaboration, Performance of missing transverse momentum reconstruction in proton-proton collisions at  $\sqrt{s} = 13$  TeV using the CMS detector. JINST **14**, P07004 (2019). <https://doi.org/10.1088/1748-0221/14/07/P07004>. arXiv:1903.06078
  41. CMS Collaboration, Technical proposal for the Phase-II upgrade of the Compact Muon Solenoid, CMS Technical Proposal CERN-LHCC-2015-010, CMS-TDR-15-02 (2015)
  42. CMS Collaboration, Performance of the CMS Level-1 trigger in proton-proton collisions at  $\sqrt{s} = 13$  TeV. JINST **15**, P10017 (2020). <https://doi.org/10.1088/1748-0221/15/10/P10017>. arXiv:2006.10165
  43. CMS Collaboration, The CMS trigger system. JINST **12**, P01020 (2017). <https://doi.org/10.1088/1748-0221/12/01/P01020>. arXiv:1609.02366
  44. CMS BRIL Collaboration, The pixel luminosity telescope: a detector for luminosity measurement at CMS using silicon pixel sensors. Eur. Phys. J. C **83**, 673 (2023). <https://doi.org/10.1140/epjc/s10052-023-11713-6>. arXiv:2206.08870
  45. M. Guthoff on behalf of the CMS Collaboration, The new fast beam condition monitor using poly-crystalline diamond sensors for luminosity measurement at CMS, in *Proceedings of 14th Pisa Meeting on Advanced Detectors: Frontier Detectors for Frontier Physics (Pisameet): La Biodola, Italy, May 27–June 2, 2018*. 2019. [Nucl. Instrum. Meth. A 936 (2019) 717]. <https://doi.org/10.1016/j.nima.2018.11.071>
  46. J. Alwall et al., The automated computation of tree-level and next-to-leading order differential cross sections, and their matching to parton shower simulations. JHEP **07**, 079 (2014). [https://doi.org/10.1007/JHEP07\(2014\)079](https://doi.org/10.1007/JHEP07(2014)079). arXiv:1405.0301
  47. T. Sjöstrand et al., An introduction to PYTHIA 8.2. Comput. Phys. Commun. **191**, 159 (2015). <https://doi.org/10.1016/j.cpc.2015.01.024>. arXiv:1410.3012
  48. CMS Collaboration, Extraction and validation of a new set of CMS PYTHIA8 tunes from underlying-event measurements. Eur. Phys. J. C **80**, 4 (2020). <https://doi.org/10.1140/epjc/s10052-019-7499-4>. arXiv:1903.12179
  49. GEANT4 Collaboration, GEANT4—a simulation toolkit. Nucl. Instrum. Methods A **506**, 250 (2003). [https://doi.org/10.1016/S0168-9002\(03\)01368-8](https://doi.org/10.1016/S0168-9002(03)01368-8)
  50. CMS Collaboration, Performance of the CMS muon trigger system in proton-proton collisions at  $\sqrt{s} = 13$  TeV. JINST **16**, P07001 (2021). <https://doi.org/10.1088/1748-0221/16/07/P07001>. arXiv:2102.04790






















51. R. Frühwirth, Application of Kalman filtering to track and vertex fitting. Nucl. Instrum. Methods A **262**, 444 (1987). [https://doi.org/10.1016/0168-9002\(87\)90887-4](https://doi.org/10.1016/0168-9002(87)90887-4)
52. M.J. Oreglia, A study of the reactions  $\psi' \rightarrow \gamma\gamma\psi$ . Ph.D. thesis, Stanford University. SLAC-R-236 (1980)
53. S. Das, A simple alternative to the Crystal Ball function (2016). arXiv:1603.08591

## CMS Collaboration




### Yerevan Physics Institute, Yerevan, Armenia

A. Hayrapetyan, A. Tumasyan <sup>1</sup>

### Institut für Hochenergiephysik, Vienna, Austria

W. Adam , J. W. Andrejkovic , T. Bergauer , S. Chatterjee , K. Damanakis , M. Dragicevic ,  
A. Escalante Del Valle , P.S. Hussain , M. Jeitler <sup>2</sup>, N. Krammer , D. Liko , I. Mikulec , J. Schieck <sup>2</sup>,  
R. Schöfbeck , D. Schwarz , M. Sonawane , S. Templ , W. Waltenberger , C.-E. Wulz <sup>2</sup>

















### Universiteit Antwerpen, Antwerpen, Belgium

M.R. Darwish <sup>3</sup>, T. Janssen , P. Van Mechelen 

### Vrije Universiteit Brussel, Brussel, Belgium

E.S. Bols , J. D'Hondt , S. Dansana , A. De Moor , M. Delcourt , H. El Faham , S. Lowette , I. Makarenko ,  
A. Morton , D. Müller , A.R. Sahasransu , S. Tavernier , M. Tytgat <sup>4</sup>, S. Van Putte , D. Vannerom 




### Université Libre de Bruxelles, Bruxelles, Belgium

B. Clerbaux , G. De Lentdecker , L. Favart , D. Hohov , J. Jaramillo , A. Khalilzadeh , K. Lee ,  
M. Mahdavihorrani , A. Malara , S. Paredes , L. Pétré , N. Postiau , L. Thomas , M. Vanden Bemden ,  
C. Vander Velde , P. Vanlaer 





### Ghent University, Ghent, Belgium

M. De Coen , D. Dobur , J. Knolle , L. Lambrecht , G. Mestdach , C. Rendón , A. Samalan , K. Skovpen ,  
N. Van Den Bossche , L. Wezenbeek 




















### Université Catholique de Louvain, Louvain-la-Neuve, Belgium

A. Benecke , G. Bruno , C. Caputo , C. Delaere , I.S. Donertas , A. Giammanco , K. Jaffel , Sa. Jain ,  
V. Lemaitre , J. Lidrych , P. Mastrapasqua , K. Mondal , T.T. Tran , S. Wertz 






### Centro Brasileiro de Pesquisas Físicas, Rio de Janeiro, Brazil

G.A. Alves , E. Coelho , C. Hensel , T. Menezes De Oliveira , A. Moraes , P. Rebello Teles , M. Soeiro





### Universidade do Estado do Rio de Janeiro, Rio de Janeiro, Brazil

W.L. Aldá Júnior , M. Alves Gallo Pereira , M. Barroso Ferreira Filho , H. Brandao Malbouisson , W. Carvalho ,  
J. Chinellato<sup>5</sup>, E.M. Da Costa , G.G. Da Silveira <sup>6</sup>, D. De Jesus Damiao , S. Fonseca De Souza , J. Martins <sup>7</sup>,  
C. Mora Herrera , K. Mota Amarilo , L. Mundim , H. Nogima , A. Santoro , S.M. Silva Do Amaral ,  
A. Sznajder , M. Thiel , A. Vilela Pereira 

### Universidade Estadual Paulista, Universidade Federal do ABC, São Paulo, Brazil

C.A. Bernardes <sup>6</sup>, L. Calligaris , T.R. Fernandez Perez Tomei , E.M. Gregores , P.G. Mercadante , S.F. Novaes ,  
B. Orzari , Sandra S. Padula 

### Institute for Nuclear Research and Nuclear Energy, Bulgarian Academy of Sciences, Sofia, Bulgaria

A. Aleksandrov , G. Antchev , R. Hadjiiska , P. Iaydjiev , M. Misheva , M. Shopova , G. Sultanov 






### University of Sofia, Sofia, Bulgaria

A. Dimitrov , T. Ivanov , L. Litov , B. Pavlov , P. Petkov , A. Petrov , E. Shumka 

### Instituto De Alta Investigación, Universidad de Tarapacá, Casilla 7 D, Arica, Chile

S. Keshri , S. Thakur 

### Beihang University, Beijing, China

















T. Cheng , Q. Guo , T. Javaid , M. Mittal , L. Yuan 

**Department of Physics, Tsinghua University, Beijing, China**G. Bauer<sup>8</sup>, Z. Hu<sup>8</sup>, K. Yi<sup>8,9</sup>**Institute of High Energy Physics, Beijing, China**G.M. Chen<sup>10</sup>, H.S. Chen<sup>10</sup>, M. Chen<sup>10</sup>, F. Iemmi<sup>10</sup>, C. H. Jiang, A. Kapoor<sup>10</sup>, H. Liao<sup>10</sup>, Z.-A. Liu<sup>11</sup>, F. Monti<sup>10</sup>, R. Sharma<sup>10</sup>, J. N. Song<sup>11</sup>, J. Tao<sup>10</sup>, J. Wang<sup>10</sup>, H. Zhang<sup>10</sup>**State Key Laboratory of Nuclear Physics and Technology, Peking University, Beijing, China**A. Agapitos<sup>10</sup>, Y. Ban<sup>10</sup>, A. Levin<sup>10</sup>, C. Li<sup>10</sup>, Q. Li<sup>10</sup>, X. Lyu, Y. Mao, S.J. Qian<sup>10</sup>, X. Sun<sup>10</sup>, D. Wang<sup>10</sup>, H. Yang, C. Zhou<sup>10</sup>**Sun Yat-Sen University, Guangzhou, China**Z. You<sup>10</sup>**University of Science and Technology of China, Hefei, China**N. Lu<sup>10</sup>**Institute of Modern Physics and Key Laboratory of Nuclear Physics and Ion-beam Application (MOE), Fudan University, Shanghai, China**X. Gao<sup>12</sup>, D. Leggat, H. Okawa<sup>10</sup>, Y. Zhang<sup>10</sup>**Zhejiang University, Hangzhou, Zhejiang, China**Z. Lin<sup>10</sup>, C. Lu<sup>10</sup>, M. Xiao<sup>10</sup>**Universidad de Los Andes, Bogota, Colombia**C. Avila<sup>10</sup>, D. A. Barbosa Trujillo, A. Cabrera<sup>10</sup>, C. Florez<sup>10</sup>, J. Fraga<sup>10</sup>, J. A. Reyes Vega**Universidad de Antioquia, Medellin, Colombia**J. Mejia Guisao<sup>10</sup>, F. Ramirez<sup>10</sup>, M. Rodriguez<sup>10</sup>, J.D. Ruiz Alvarez<sup>10</sup>**Faculty of Electrical Engineering, Mechanical Engineering and Naval Architecture, University of Split, Split, Croatia**D. Giljanovic<sup>10</sup>, N. Godinovic<sup>10</sup>, D. Lelas<sup>10</sup>, A. Sculac<sup>10</sup>**Faculty of Science, University of Split, Split, Croatia**M. Kovac<sup>10</sup>, T. Sculac<sup>10</sup>**Institute Rudjer Boskovic, Zagreb, Croatia**P. Bargassa<sup>10</sup>, V. Brigljevic<sup>10</sup>, B.K. Chitroda<sup>10</sup>, D. Ferencek<sup>10</sup>, S. Mishra<sup>10</sup>, A. Starodumov<sup>13</sup>, T. Susa<sup>10</sup>**University of Cyprus, Nicosia, Cyprus**A. Attikis<sup>10</sup>, K. Christoforou<sup>10</sup>, S. Konstantinou<sup>10</sup>, J. Mousa<sup>10</sup>, C. Nicolaou, F. Ptochos<sup>10</sup>, P.A. Razis<sup>10</sup>, H. Rykaczewski, H. Saka<sup>10</sup>, A. Stepennov<sup>10</sup>**Charles University, Prague, Czech Republic**M. Finger<sup>10</sup>, M. Finger<sup>10</sup>, A. Kveton<sup>10</sup>**Escuela Politecnica Nacional, Quito, Ecuador**E. Ayala<sup>10</sup>**Universidad San Francisco de Quito, Quito, Ecuador**E. Carrera Jarrin<sup>10</sup>**Academy of Scientific Research and Technology of the Arab Republic of Egypt, Egyptian Network of High Energy Physics, Cairo, Egypt**A.A. Abdelalim<sup>14,15</sup>, E. Salama<sup>16,17</sup>**Center for High Energy Physics (CHEP-FU), Fayoum University, El-Fayoum, Egypt**M. Abdullah Al-Mashad<sup>10</sup>, M.A. Mahmoud<sup>10</sup>**National Institute of Chemical Physics and Biophysics, Tallinn, Estonia**R.K. Dewanjee<sup>18</sup>, K. Ehataht<sup>10</sup>, M. Kadastik, T. Lange<sup>10</sup>, S. Nandan<sup>10</sup>, C. Nielsen<sup>10</sup>, J. Pata<sup>10</sup>, M. Raidal<sup>10</sup>, L. Tani<sup>10</sup>, C. Veelken<sup>10</sup>

**Department of Physics, University of Helsinki, Helsinki, Finland**

H. Kirschenmann , K. Osterberg , M. Voutilainen 















**Helsinki Institute of Physics, Helsinki, Finland**

S. Bharthuar , E. Brücken , F. Garcia , J. Havukainen , K.T.S. Kallonen , M.S. Kim , R. Kinnunen, T. Lampén , K. Lassila-Perini , S. Lehti , T. Lindén , M. Lotti, L. Martikainen , M. Myllymäki , M.m. Rantanen , H. Siikonen , E. Tuominen , J. Tuominiemi 






























**Lappeenranta-Lahti University of Technology, Lappeenranta, Finland**

P. Luukka , H. Petrow , T. Tuuva<sup>†</sup>

**IRFU, CEA, Université Paris-Saclay, Gif-sur-Yvette, France**

M. Besancon , F. Couderc , M. Dejardin , D. Denegri, J. L. Faure, F. Ferri , S. Ganjour , P. Gras , G. Hamel de Monchenault , V. Lohezic , J. Malcles , J. Rander, A. Rosowsky , M.Ö. Sahin , A. Savoy-Navarro <sup>19</sup>, P. Simkina , M. Titov 


















**Laboratoire Leprince-Ringuet, CNRS/IN2P3, Ecole Polytechnique, Institut Polytechnique de Paris, Palaiseau, France**

C. Baldenegro Barrera , F. Beaudette , A. Buchot Perraguin , P. Busson , A. Cappati , C. Charlot , F. Damas , O. Davignon , G. Falmagne , B.A. Fontana Santos Alves , S. Ghosh , A. Gilbert , R. Granier de Cassagnac , A. Hakimi , B. Harikrishnan , L. Kalipoliti , G. Liu , J. Motta , M. Nguyen , C. Ochando , L. Portales , R. Salerno , U. Sarkar , J.B. Sauvan , Y. Sirois , A. Tarabini , E. Vernazza , A. Zabi , A. Zghiche 

**Université de Strasbourg, CNRS, IPHC UMR 7178, Strasbourg, France**

J.-L. Agram <sup>20</sup>, J. Andrea , D. Appar , D. Bloch , J.-M. Brom , E.C. Chabert , C. Collard , S. Falke , U. Goerlach , C. Grimault, R. Haeberle , A.-C. Le Bihan , M.A. Sessini , P. Van Hove 



**Institut de Physique des 2 Infinis de Lyon (IP2I), Villeurbanne, France**

S. Beauceron , B. Blancon , G. Boudoul , N. Chanon , J. Choi , D. Contardo , P. Depasse , C. Dozen <sup>21</sup>, H. El Mamouni, J. Fay , S. Gascon , M. Gouzevitch , C. Greenberg, G. Grenier , B. Ille , I. B. Laktineh, M. Lethuillier , L. Mirabito, S. Perries, M. Vander Donckt , P. Verdier , J. Xiao 




























**Georgian Technical University, Tbilisi, Georgia**

D. Chokheli , I. Lomidze , Z. Tsamalaidze <sup>13</sup>










**I. Physikalisches Institut, RWTH Aachen University, Aachen, Germany**

V. Botta , L. Feld , K. Klein , M. Lipinski , D. Meuser , A. Pauls , N. Röwert , M. Teroerde 




















































**III. Physikalisches Institut A, RWTH Aachen University, Aachen, Germany**




















S. Diekmann , A. Dodonova , N. Eich , D. Eliseev , F. Engelke , M. Erdmann , P. Fackeldey , B. Fischer , T. Hebbeker , K. Hoepfner , F. Ivone , A. Jung , M.y. Lee , L. Mastrolorenzo, M. Merschmeyer , A. Meyer , S. Mukherjee , D. Noll , A. Novak , F. Nowotny, A. Pozdnyakov , Y. Rath, W. Redjeb , F. Rehm, H. Reithler , V. Sarkisovi , A. Schmidt , S. C. Schuler, A. Sharma , A. Stein , F. Torres Da Silva De Araujo <sup>22</sup>, L. Vigilante, S. Wiedenbeck , S. Zaleski

**III. Physikalisches Institut B, RWTH Aachen University, Aachen, Germany**

























C. Dziwok , G. Flügge , W. Haj Ahmad <sup>23</sup>, T. Kress , A. Nowack , O. Pooth , A. Stahl , T. Ziemons , A. Zotz 

**Deutsches Elektronen-Synchrotron, Hamburg, Germany**











H. Aarup Petersen , M. Aldaya Martin , J. Alimena , S. Amoroso, Y. An , S. Baxter , M. Bayatmakou , H. Becerril Gonzalez , O. Behnke , A. Belvedere , S. Bhattacharya , F. Blekman <sup>24</sup>, K. Borrás <sup>25</sup>, D. Brunner , A. Campbell , A. Cardini , C. Cheng, F. Colombina , S. Consuegra Rodríguez , G. Correia Silva , M. De Silva , G. Eckerlin, D. Eckstein , L.I. Estevez Banos , O. Filatov , E. Gallo <sup>24</sup>, A. Geiser , A. Giraldi , G. Greau, V. Guglielmi , M. Guthoff , A. Hinzmann , A. Jafari <sup>26</sup>, L. Jeppe , N.Z. Jomhari , B. Kaech , M. Kasemann , H. Kaveh , C. Kleinwort , R. Kogler , M. Komm , D. Krücker , W. Lange, D. Leyva Pernia , K. Lipka <sup>27</sup>, W. Lohmann <sup>28</sup>, R. Mankel , I.-A. Melzer-Pellmann , M. Mendizabal Morentin , J. Metwally, A.B. Meyer , G. Milella , A. Mussgiller , A. Nürnberg , Y. Otari, D. Pérez Adán , E. Ranken , A. Raspereza 

B. Ribeiro Lopes , J. Rübenach, A. Saggio , M. Scham <sup>29,25</sup>, V. Scheurer, S. Schnake <sup>25</sup>, P. Schütze , C. Schwanenberger <sup>24</sup>, M. Shchedrolosiev , R.E. Sosa Ricardo , L.P. Sreelatha Pramod , D. Stafford, F. Vazzoler , A. Ventura Barroso , R. Walsh , Q. Wang , Y. Wen , K. Wichmann, L. Wiens <sup>25</sup>, C. Wissing , S. Wuchterl , Y. Yang , A. Zimmermann Castro Santos 

#### University of Hamburg, Hamburg, Germany

A. Albrecht , S. Albrecht , M. Antonello , S. Bein , L. Benato , M. Bonanomi , P. Connor , M. Eich, K. El Morabit , Y. Fischer , A. Fröhlich, C. Garbers , E. Garutti , A. Grohsjean , M. Hajheidari, J. Haller , H.R. Jabusch , G. Kasieczka , P. Keicher, R. Klanner , W. Korcari , T. Kramer , V. Kutzner , F. Labe , J. Lange , A. Lobanov , C. Matthies , A. Mehta , L. Moureaux , M. Mrowietz, A. Nigamova , Y. Nissan, A. Paasch , K.J. Pena Rodriguez , T. Quadfasel , B. Raciti , M. Rieger , D. Savoie , J. Schindler , P. Schleper , M. Schröder , J. Schwandt , M. Sommerhalder , H. Stadie , G. Steinbrück , A. Tews, M. Wolf 

#### Karlsruher Institut fuer Technologie, Karlsruhe, Germany

S. Brommer , M. Burkart, E. Butz , T. Chwalek , A. Dierlamm , A. Droll, N. Faltermann , M. Giffels , A. Gottmann , F. Hartmann <sup>30</sup>, M. Horzela , U. Husemann , M. Klute , R. Koppenhöfer , M. Link, A. Lintuluoto , S. Maier , S. Mitra , M. Mormile , Th. Müller , M. Neukum, M. Oh , G. Quast , K. Rabbertz , I. Shvetsov , H.J. Simonis , N. Trevisani , R. Ulrich , J. van der Linden , R.F. Von Cube , M. Wassmer , S. Wieland , F. Wittig, R. Wolf , S. Wunsch, X. Zuo 

#### Institute of Nuclear and Particle Physics (INPP), NCSR Demokritos, Aghia Paraskevi, Greece

G. Anagnostou, P. Assiouras , G. Daskalakis , A. Kyriakis, A. Papadopoulos<sup>30</sup>, A. Stakia 





#### National and Kapodistrian University of Athens, Athens, Greece

D. Karasavvas, P. Kontaxakis , G. Melachroinos, A. Panagiotou, I. Papavergou , I. Paraskevas , N. Saoulidou , K. Theofilatos , E. Tziaferi , K. Vellidis , I. Zisopoulos 










#### National Technical University of Athens, Athens, Greece

G. Bakas , T. Chatzistavrou, G. Karapostoli , K. Kousouris , I. Papakrivopoulos , E. Siamarkou, G. Tsiopolitis, A. Zacharopoulou






#### University of Ioánnina, Ioannina, Greece

K. Adamidis, I. Bestintzanos, I. Evangelou , C. Foudas, P. Gianneios , C. Kamsikis, P. Katsoulis, P. Kokkas , P.G. Kosmoglou Kioseoglou , N. Manthos , I. Papadopoulos , J. Strogas 

#### MTA-ELTE Lendület CMS Particle and Nuclear Physics Group, Eötvös Loránd University, Budapest, Hungary

M. Csanád , K. Farkas , M.M.A. Gadallah <sup>31</sup>, Á. Kadlecik , P. Major , K. Mandal , G. Pásztor , A.J. Rádl <sup>32</sup>, G.I. Veres 

#### Wigner Research Centre for Physics, Budapest, Hungary

M. Bartók <sup>33</sup>, C. Hajdu , D. Horvath <sup>34,35</sup>, F. Sikler , V. Veszpremi 




#### Institute of Nuclear Research ATOMKI, Debrecen, Hungary

G. Bencze, S. Czellar, J. Karancsi <sup>33</sup>, J. Molnar, Z. Szillasi












#### Institute of Physics, University of Debrecen, Debrecen, Hungary

P. Raics, B. Ujvari <sup>36</sup>, G. Zilizi 





#### Karoly Robert Campus, MATE Institute of Technology, Gyongyos, Hungary

T. Csorgo <sup>32</sup>, F. Nemes <sup>32</sup>, T. Novak 

#### Panjab University, Chandigarh, India

J. Babbar , S. Bansal , S. B. Beri, V. Bhatnagar , G. Chaudhary , S. Chauhan , N. Dhingra <sup>37</sup>, R. Gupta, A. Kaur , A. Kaur , H. Kaur , M. Kaur , S. Kumar , P. Kumari , M. Meena , K. Sandeep , T. Sheokand, J.B. Singh <sup>38</sup>, A. Singla 

#### University of Delhi, Delhi, India
















A. Ahmed , A. Bhardwaj , A. Chhetri , B.C. Choudhary , A. Kumar , M. Naimuddin , K. Ranjan , S. Saumya 



**Saha Institute of Nuclear Physics, HBNI, Kolkata, India**

S. Baradia , S. Barman <sup>39</sup>, S. Bhattacharya , D. Bhowmik, S. Dutta , S. Dutta, B. Gomber <sup>40</sup>, P. Palit , G. Saha , B. Sahu <sup>40</sup>, S. Sarkar

**Indian Institute of Technology Madras, Madras, India**

P.K. Behera , S.C. Behera , S. Chatterjee , P. Jana , P. Kalbhor , J.R. Komaragiri <sup>41</sup>, D. Kumar <sup>41</sup>, M. Mohammad Mobassir Ameen , L. Panwar <sup>41</sup>, R. Pradhan , P.R. Pujahari , N.R. Saha , A. Sharma , A.K. Sikdar , S. Verma 





**Tata Institute of Fundamental Research-A, Mumbai, India**

T. Aziz, I. Das , S. Dugad, M. Kumar , G.B. Mohanty , P. Suryadevara

**Tata Institute of Fundamental Research-B, Mumbai, India**

A. Bala , S. Banerjee , R. M. Chatterjee, M. Guchait , S. Karmakar , S. Kumar , G. Majumder , K. Mazumdar , S. Mukherjee , A. Thachayath 

**National Institute of Science Education and Research, An OCC of Homi Bhabha National Institute, Bhubaneswar, Odisha, India**

S. Bahinipati <sup>42</sup>, A. K. Das, C. Kar , D. Maity <sup>42</sup>, P. Mal , T. Mishra , V.K. Muraleedharan Nair Bindhu <sup>43</sup>, K. Naskar <sup>43</sup>, A. Nayak <sup>43</sup>, P. Sadangi, P. Saha , S.K. Swain , S. Varghese <sup>43</sup>, D. Vats <sup>43</sup>

**Indian Institute of Science Education and Research (IISER), Pune, India**

A. Alpana , S. Dube , B. Kansal , A. Laha , A. Rastogi , S. Sharma 

**Isfahan University of Technology, Isfahan, Iran**

H. Bakhshiansohi <sup>44</sup>, E. Khazaie <sup>45</sup>, M. Zeinali <sup>46</sup>









**Institute for Research in Fundamental Sciences (IPM), Tehran, Iran**

S. Chenarani <sup>47</sup>, S.M. Etesami , M. Khakzad , M. Mohammadi Najafabadi 










**University College Dublin, Dublin, Ireland**

M. Grunewald 



**INFN Sezione di Bari<sup>a</sup>, Università di Bari<sup>b</sup>, Politecnico di Bari<sup>c</sup>, Bari, Italy**

M. Abbrescia <sup>a,b</sup>, R. Aly <sup>a,c,14</sup>, A. Colaleo <sup>a</sup>, D. Creanza <sup>a,c</sup>, B. D'Anzi <sup>a,b</sup>, N. De Filippis <sup>a,c</sup>, M. De Palma <sup>a,b</sup>, A. Di Florio <sup>a,c</sup>, W. Elmetenawee <sup>a,b</sup>, L. Fiore <sup>a</sup>, G. Iaselli <sup>a,c</sup>, G. Maggi <sup>a,c</sup>, M. Maggi <sup>a</sup>, I. Margjeka <sup>a,b</sup>, V. Mastrapasqua <sup>a,b</sup>, S. My <sup>a,b</sup>, S. Nuzzo <sup>a,b</sup>, A. Pellicchia <sup>a,b</sup>, A. Pompili <sup>a,b</sup>, G. Pugliese <sup>a,c</sup>, R. Radogna <sup>a</sup>, G. Ramirez-Sanchez <sup>a,c</sup>, D. Ramos <sup>a</sup>, A. Ranieri <sup>a</sup>, L. Silvestris <sup>a</sup>, F.M. Simone <sup>a,b</sup>, Ü. Sözbilir <sup>a</sup>, A. Stamerra <sup>a</sup>, R. Venditti <sup>a</sup>, P. Verwilligen <sup>a</sup>, A. Zaza <sup>a,b</sup>










**INFN Sezione di Bologna<sup>a</sup>, Università di Bologna<sup>b</sup>, Bologna, Italy**

G. Abbiendi <sup>a</sup>, C. Battilana <sup>a,b</sup>, D. Bonacorsi <sup>a,b</sup>, L. Borgonovi <sup>a</sup>, R. Campanini <sup>a,b</sup>, P. Capiluppi <sup>a,b</sup>, A. Castro <sup>a,b</sup>, F.R. Cavallo <sup>a</sup>, G.M. Dallavalle <sup>a</sup>, T. Diotallevi <sup>a,b</sup>, F. Fabbri <sup>a</sup>, A. Fanfani <sup>a,b</sup>, D. Fasanella <sup>a,b</sup>, P. Giacomelli <sup>a</sup>, L. Giommi <sup>a,b</sup>, C. Grandi <sup>a</sup>, L. Guiducci <sup>a,b</sup>, S. Lo Meo <sup>a,48</sup>, L. Lunerti <sup>a,b</sup>, S. Marcellini <sup>a</sup>, G. Masetti <sup>a</sup>, F.L. Navarria <sup>a,b</sup>, A. Perrotta <sup>a</sup>, F. Primavera <sup>a,b</sup>, A.M. Rossi <sup>a,b</sup>, T. Rovelli <sup>a,b</sup>, G.P. Siroli <sup>a,b</sup>

**INFN Sezione di Catania<sup>a</sup>, Università di Catania<sup>b</sup>, Catania, Italy**

S. Costa <sup>a,b,49</sup>, A. Di Mattia <sup>a</sup>, R. Potenza <sup>a,b</sup>, A. Tricomi <sup>a,b,49</sup>, C. Tuve <sup>a,b</sup>




**INFN Sezione di Firenze<sup>a</sup>, Università di Firenze<sup>b</sup>, Firenze, Italy**

G. Barbagli <sup>a</sup>, G. Bardelli <sup>a,b</sup>, B. Camaiani <sup>a,b</sup>, A. Cassese <sup>a</sup>, R. Ceccarelli <sup>a</sup>, V. Ciulli <sup>a,b</sup>, C. Civinini <sup>a</sup>, R. D'Alessandro <sup>a,b</sup>, E. Focardi <sup>a,b</sup>, G. Latino <sup>a,b</sup>, P. Lenzi <sup>a,b</sup>, M. Lizzo <sup>a,b</sup>, M. Meschini <sup>a</sup>, S. Paoletti <sup>a</sup>, A. Papanastassiou <sup>a,b</sup>, G. Sguazzoni <sup>a</sup>, L. Viliani <sup>a</sup>

























**INFN Laboratori Nazionali di Frascati, Frascati, Italy**

L. Benussi , S. Bianco , S. Meola <sup>50</sup>, D. Piccolo 












**INFN Sezione di Genova<sup>a</sup>, Università di Genova<sup>b</sup>, Genoa, Italy**

P. Chatagnon <sup>a</sup>, F. Ferro <sup>a</sup>, E. Robutti <sup>a</sup>, S. Tosi <sup>a,b</sup>



























**INFN Sezione di Milano-Bicocca<sup>a</sup>, Università di Milano-Bicocca<sup>b</sup>, Milan, Italy**

A. Benaglia <sup>a</sup>, G. Boldrini <sup>a</sup>, F. Brivio <sup>a</sup>, F. Cetorelli <sup>a</sup>, F. De Guio <sup>a,b</sup>, M.E. Dinardo <sup>a,b</sup>, P. Dini <sup>a</sup>, S. Gennai <sup>a</sup>, A. Ghezzi <sup>a,b</sup>, P. Govoni <sup>a,b</sup>, L. Guzzi <sup>a</sup>, M.T. Lucchini <sup>a,b</sup>, M. Malberti <sup>a</sup>, S. Malvezzi <sup>a</sup>, A. Massironi <sup>a</sup>, D. Menasce <sup>a</sup>, L. Moroni <sup>a</sup>, M. Paganoni <sup>a,b</sup>, D. Pedrini <sup>a</sup>, B. S. Pinolini <sup>a</sup>, S. Ragazzi <sup>a,b</sup>, N. Redaelli <sup>a</sup>, T. Tabarelli de Fatis <sup>a,b</sup>, D. Zuolo <sup>a</sup>












**INFN Sezione di Napoli<sup>a</sup>, Università di Napoli 'Federico II'<sup>b</sup>, Napoli, Italy; Università della Basilicata<sup>c</sup>, Potenza, Italy; Università G. Marconi<sup>d</sup>, Rome, Italy**

S. Buontempo <sup>a</sup>, A. Cagnotta <sup>a,b</sup>, F. Carnevali <sup>a,b</sup>, N. Cavallo <sup>a,c</sup>, A. De Iorio <sup>a,b</sup>, F. Fabozzi <sup>a,c</sup>, A.O.M. Iorio <sup>a,b</sup>, L. Lista <sup>a,b,51</sup>, P. Paolucci <sup>a,30</sup>, B. Rossi <sup>a</sup>, C. Sciacca <sup>a,b</sup>
















**INFN Sezione di Padova<sup>a</sup>, Università di Padova<sup>b</sup>, Padova, Italy; Università di Trento<sup>c</sup>, Trento, Italy**

R. Ardino <sup>a</sup>, P. Azzi <sup>a</sup>, N. Bacchetta <sup>a,52</sup>, D. Bisello <sup>a,b</sup>, P. Bortignon <sup>a</sup>, A. Bragagnolo <sup>a,b</sup>, P. Checchia <sup>a</sup>, T. Dorigo <sup>a</sup>, F. Gasparini <sup>a,b</sup>, U. Gasparini <sup>a,b</sup>, A. Gozzelino <sup>a</sup>, G. Grosso<sup>a</sup>, M. Gulmini <sup>a,53</sup>, L. Layer<sup>a,54</sup>, E. Lusiani <sup>a</sup>, M. Margoni <sup>a,b</sup>, M. Migliorini <sup>a,b</sup>, J. Pazzini <sup>a,b</sup>, P. Ronchese <sup>a,b</sup>, R. Rossin <sup>a,b</sup>, F. Simonetto <sup>a,b</sup>, G. Stronga<sup>a</sup>, M. Tosi <sup>a,b</sup>, A. Triossi <sup>a,b</sup>, S. Ventura <sup>a</sup>, H. Yarar<sup>a,b</sup>, M. Zanetti <sup>a,b</sup>, P. Zotto <sup>a,b</sup>, A. Zucchetta <sup>a,b</sup>, G. Zumerle <sup>a,b</sup>
































**INFN Sezione di Pavia<sup>a</sup>, Università di Pavia<sup>b</sup>, Pavia, Italy**

S. Abu Zeid <sup>a,17</sup>, C. Aimè <sup>a,b</sup>, A. Braghieri <sup>a</sup>, S. Calzaferrì <sup>a,b</sup>, D. Fiorina <sup>a,b</sup>, P. Montagna <sup>a,b</sup>, V. Re <sup>a</sup>, C. Riccardi <sup>a,b</sup>, P. Salvini <sup>a</sup>, I. Vai <sup>a,b</sup>, P. Vitulo <sup>a,b</sup>





















**INFN Sezione di Perugia<sup>a</sup>, Università di Perugia<sup>b</sup>, Perugia, Italy**

S. Ajmal <sup>a,b</sup>, P. Asenov <sup>a,55</sup>, G.M. Bilei <sup>a</sup>, D. Ciangottini <sup>a,b</sup>, L. Fanò <sup>a,b</sup>, M. Magherini <sup>a,b</sup>, G. Mantovani<sup>a,b</sup>, V. Mariani <sup>a,b</sup>, M. Menichelli <sup>a</sup>, F. Moscatelli <sup>a,55</sup>, A. Piccinelli <sup>a,b</sup>, M. Presilla <sup>a,b</sup>, A. Rossi <sup>a,b</sup>, A. Santocchia <sup>a,b</sup>, D. Spiga <sup>a</sup>, T. Tedeschi <sup>a,b</sup>









































**INFN Sezione di Pisa<sup>a</sup>, Università di Pisa<sup>b</sup>, Scuola Normale Superiore di Pisa<sup>c</sup>, Pisa, Italy, Università di Siena<sup>d</sup>, Siena, Italy**

P. Azzurri <sup>a</sup>, G. Bagliesi <sup>a</sup>, R. Bhattacharya <sup>a</sup>, L. Bianchini <sup>a,b</sup>, T. Boccali <sup>a</sup>, E. Bossini <sup>a</sup>, D. Bruschini <sup>a,c</sup>, R. Castaldi <sup>a</sup>, M.A. Ciocci <sup>a,b</sup>, M. Cipriani <sup>a,b</sup>, V. D'Amante <sup>a,d</sup>, R. Dell'Orso <sup>a</sup>, S. Donato <sup>a</sup>, A. Giassi <sup>a</sup>, F. Ligabue <sup>a,c</sup>, D. Matos Figueiredo <sup>a</sup>, A. Messineo <sup>a,b</sup>, M. Musich <sup>a,b</sup>, F. Palla <sup>a</sup>, S. Parolia <sup>a</sup>, A. Rizzi <sup>a,b</sup>, G. Rolandi <sup>a,c</sup>, S. Roy Chowdhury <sup>a</sup>, T. Sarkar <sup>a</sup>, A. Scribano <sup>a</sup>, P. Spagnolo <sup>a</sup>, R. Tenchini <sup>a,b</sup>, G. Tonelli <sup>a,b</sup>, N. Turini <sup>a,d</sup>, A. Venturi <sup>a</sup>, P.G. Verdini <sup>a</sup>







**INFN Sezione di Roma<sup>a</sup>, Sapienza Università di Roma<sup>b</sup>, Rome, Italy**

P. Barria <sup>a</sup>, M. Campana <sup>a,b</sup>, F. Cavallari <sup>a</sup>, L. Cunqueiro Mendez <sup>a,b</sup>, D. Del Re <sup>a,b</sup>, E. Di Marco <sup>a</sup>, M. Diemoz <sup>a</sup>, F. Errico <sup>a,b</sup>, E. Longo <sup>a,b</sup>, P. Meridiani <sup>a</sup>, J. Mijuskovic <sup>a,b</sup>, G. Organtini <sup>a,b</sup>, F. Pandolfi <sup>a</sup>, R. Paramatti <sup>a,b</sup>, C. Quaranta <sup>a,b</sup>, S. Rahatlou <sup>a,b</sup>, C. Rovelli <sup>a</sup>, F. Santanastasio <sup>a,b</sup>, L. Soffi <sup>a</sup>, R. Tramontano <sup>a,b</sup>

**INFN Sezione di Torino<sup>a</sup>, Università di Torino<sup>b</sup>, Torino, Italy, Università del Piemonte Orientale<sup>c</sup>, Novara, Italy**

N. Amapane <sup>a,b</sup>, R. Arcidiacono <sup>a,c</sup>, S. Argiro <sup>a,b</sup>, M. Arneodo <sup>a,c</sup>, N. Bartosik <sup>a</sup>, R. Bellan <sup>a,b</sup>, A. Bellora <sup>a,b</sup>, C. Biino <sup>a</sup>, N. Cartiglia <sup>a</sup>, M. Costa <sup>a,b</sup>, R. Covarelli <sup>a,b</sup>, N. Demaria <sup>a</sup>, L. Finco <sup>a</sup>, M. Grippo <sup>a,b</sup>, B. Kiani <sup>a,b</sup>, F. Legger <sup>a</sup>, F. Luongo <sup>a,b</sup>, C. Mariotti <sup>a</sup>, S. Maselli <sup>a</sup>, A. Mecca <sup>a,b</sup>, E. Migliore <sup>a,b</sup>, M. Monteno <sup>a</sup>, R. Mulargia <sup>a</sup>, M.M. Obertino <sup>a,b</sup>, G. Ortona <sup>a</sup>, L. Pacher <sup>a,b</sup>, N. Pastrone <sup>a</sup>, M. Pelliccioni <sup>a</sup>, M. Ruspa <sup>a,c</sup>, F. Siviero <sup>a,b</sup>, V. Sola <sup>a,b</sup>, A. Solano <sup>a,b</sup>, D. Soldi <sup>a,b</sup>, A. Staiano <sup>a</sup>, C. Tarricone <sup>a,b</sup>, M. Tornago <sup>a,b</sup>, D. Trocino <sup>a</sup>, G. Umoret <sup>a,b</sup>, A. Vagnerini <sup>a,b</sup>, E. Vlasov <sup>a,b</sup>





**INFN Sezione di Trieste<sup>a</sup>, Università di Trieste<sup>b</sup>, Trieste, Italy**

S. Belforte <sup>a</sup>, V. Candelise <sup>a,b</sup>, M. Casarsa <sup>a</sup>, F. Cossutti <sup>a</sup>, K. De Leo <sup>a,b</sup>, G. Della Ricca <sup>a,b</sup>

**Kyungpook National University, Daegu, Korea**

S. Dogra <sup>a</sup>, J. Hong <sup>a</sup>, C. Huh <sup>a</sup>, B. Kim <sup>a</sup>, D.H. Kim <sup>a</sup>, J. Kim <sup>a</sup>, H. Lee <sup>a</sup>, S.W. Lee <sup>a</sup>, C.S. Moon <sup>a</sup>, Y.D. Oh <sup>a</sup>, S.I. Pak <sup>a</sup>, M.S. Ryu <sup>a</sup>, S. Sekmen <sup>a</sup>, Y.C. Yang <sup>a</sup>





**Chonnam National University, Institute for Universe and Elementary Particles, Kwangju, Korea**

G. Bak <sup>a</sup>, P. Gwak <sup>a</sup>, H. Kim <sup>a</sup>, D.H. Moon <sup>a</sup>

**Hanyang University, Seoul, Korea**

E. Asilar , D. Kim , T.J. Kim , J. A. Merlin, J. Park 


**Korea University, Seoul, Korea**

S. Choi , S. Han, B. Hong , K. Lee, K.S. Lee , J. Park, S. K. Park, J. Yoo 

**Kyung Hee University, Department of Physics, Seoul, Korea**

J. Goh 

**Sejong University, Seoul, Korea**

H. S. Kim , Y. Kim, S. Lee

**Seoul National University, Seoul, Korea**

J. Almond, J. H. Bhyun, J. Choi , S. Jeon , W. Jun , J. Kim , J. S. Kim, S. Ko , H. Kwon , H. Lee , J. Lee , J. Lee , S. Lee, B.H. Oh , S.B. Oh , H. Seo , U. K. Yang, I. Yoon 

**University of Seoul, Seoul, Korea**

W. Jang , D. Y. Kang, Y. Kang , S. Kim , B. Ko, J.S.H. Lee , Y. Lee , I.C. Park , Y. Roh, I.J. Watson , S. Yang 


**Yonsei University, Department of Physics, Seoul, Korea**

S. Ha , H.D. Yoo 

**Sungkyunkwan University, Suwon, Korea**

M. Choi , M.R. Kim , H. Lee, Y. Lee , I. Yu 


**College of Engineering and Technology, American University of the Middle East (AUM), Dasman, Kuwait**

T. Beyrouthy, Y. Maghrbi 

**Riga Technical University, Riga, Latvia**

K. Dreimanis , A. Gaile , G. Pikurs, A. Potrebko , M. Seidel , V. Veckalns  <sup>56</sup>

**University of Latvia (LU), Riga, Latvia**

N.R. Strautnieks 







**Vilnius University, Vilnius, Lithuania**

M. Ambrozas , A. Juodagalvis , A. Rinkevicius , G. Tamulaitis 

**National Centre for Particle Physics, Universiti Malaya, Kuala Lumpur, Malaysia**

N. Bin Norjoharuddeen , I. Yusuff  <sup>57</sup>, Z. Zolkapli

**Universidad de Sonora (UNISON), Hermosillo, Mexico**

J.F. Benitez , A. Castaneda Hernandez , H. A. Encinas Acosta, L. G. Gallegos Maríñez, M. León Coello , J.A. Murillo Quijada , A. Sehrawat , L. Valencia Palomo 





**Centro de Investigacion y de Estudios Avanzados del IPN, Mexico City, Mexico**

G. Ayala , H. Castilla-Valdez , E. De La Cruz-Burelo , I. Heredia-De La Cruz  <sup>58</sup>, R. Lopez-Fernandez , C. A. Mondragon Herrera, D.A. Perez Navarro , A. Sánchez Hernández 

**Universidad Iberoamericana, Mexico City, Mexico**

C. Oropeza Barrera , M. Ramírez García 

**Benemerita Universidad Autonoma de Puebla, Puebla, Mexico**

I. Bautista , I. Pedraza , H.A. Salazar Ibarguen , C. Uribe Estrada 





**University of Montenegro, Podgorica, Montenegro**

I. Bubanja, N. Raicevic 

**University of Canterbury, Christchurch, New Zealand**

P.H. Butler 

**National Centre for Physics, Quaid-I-Azam University, Islamabad, Pakistan**

A. Ahmad , M. I. Asghar, A. Awais , M. I. M. Awan, H.R. Hoorani , W.A. Khan 

**AGH University of Krakow, Faculty of Computer Science, Electronics and Telecommunications, Kraków, Poland**

V. Avati, L. Grzanka , M. Malawski 

**National Centre for Nuclear Research, Swierk, Poland**

H. Bialkowska , M. Bluj , B. Boimska , M. Górski , M. Kazana , M. Szleper , P. Zalewski 



**Institute of Experimental Physics, Faculty of Physics, University of Warsaw, Warsaw, Poland**

K. Bunkowski , K. Doroba , A. Kalinowski , M. Konecki , J. Krolikowski , A. Muhammad 

**Laboratório de Instrumentação e Física Experimental de Partículas, Lisbon, Portugal**

M. Araujo , D. Bastos , C. Beirão Da Cruz E Silva , A. Boletti , M. Bozzo , P. Faccioli , M. Gallinaro , J. Hollar , N. Leonardo , T. Niknejad , M. Pisano , J. Seixas , J. Varela 




























**Faculty of Physics, University of Belgrade, Belgrade, Serbia**

P. Adzic , P. Milenovic 

**VINCA Institute of Nuclear Sciences, University of Belgrade, Belgrade, Serbia**

M. Dordevic , J. Milosevic , V. Rekovic









**Centro de Investigaciones Energéticas Medioambientales y Tecnológicas (CIEMAT), Madrid, Spain**

M. Aguilar-Benitez, J. Alcaraz Maestre , M. Barrio Luna, Cristina F. Bedoya , M. Cepeda , M. Cerrada , N. Colino , B. De La Cruz , A. Delgado Peris , D. Fernández Del Val , J.P. Fernández Ramos , J. Flix , M.C. Fouz , O. Gonzalez Lopez , S. Goy Lopez , J.M. Hernandez , M.I. Josa , J. León Holgado , D. Moran , C. M. Morcillo Perez , Á. Navarro Tobar , C. Perez Dengra , A. Pérez-Calero Yzquierdo , J. Puerta Pelayo , I. Redondo , D.D. Redondo Ferrero , L. Romero, S. Sánchez Navas , L. Urda Gómez , J. Vazquez Escobar , C. Willmott




















**Universidad Autónoma de Madrid, Madrid, Spain**

J.F. de Trocóniz 

**Universidad de Oviedo, Instituto Universitario de Ciencias y Tecnologías Espaciales de Asturias (ICTEA), Oviedo, Spain**

B. Alvarez Gonzalez , J. Cuevas , J. Fernandez Menendez , S. Folgueras , I. Gonzalez Caballero , J.R. González Fernández , E. Palencia Cortezon , C. Ramón Álvarez , V. Rodríguez Bouza , A. Soto Rodríguez , A. Trapote , C. Vico Villalba , P. Vischia 





**Instituto de Física de Cantabria (IFCA), CSIC-Universidad de Cantabria, Santander, Spain**

S. Bhowmik , S. Blanco Fernández , J.A. Brochero Cifuentes , I.J. Cabrillo , A. Calderon , J. Duarte Campderros , M. Fernandez , C. Fernandez Madrazo , G. Gomez , C. Lasaosa García , C. Martinez Rivero , P. Martinez Ruiz del Arbol , F. Matorras , P. Matorras Cuevas , E. Navarrete Ramos , J. Piedra Gomez , C. Prieels, L. Scodellaro , I. Vila , J.M. Vizán García 



































































**University of Colombo, Colombo, Sri Lanka**

M.K. Jayananda , B. Kailasapathy <sup>59</sup>, D.U.J. Sonnadara , D.D.C. Wickramarathna 

**University of Ruhuna, Department of Physics, Matara, Sri Lanka**

W.G.D. Dharmaratna , K. Liyanage , N. Perera , N. Wickramage 







**CERN, European Organization for Nuclear Research, Geneva, Switzerland**

D. Abbaneo , C. Amendola , E. Auffray , G. Auzinger , J. Baechler, D. Barney , A. Bermúdez Martínez , M. Bianco , B. Bilin , A.A. Bin Anuar , A. Bocci , E. Brondolin , C. Caillol , T. Camporesi , G. Cerminara , N. Chernyavskaya , D. d'Enterria , A. Dabrowski , A. David , A. De Roeck , M.M. Defranchis , M. Deile , M. Dobson , F. Fallavollita <sup>60</sup>, L. Forthomme , G. Franzoni , W. Funk , S. Giani, D. Gigi, K. Gill , F. Glege , L. Gouskos , M. Haranko , J. Hegeman , V. Innocente , T. James , P. Janot , J. Kieseler , S. Laurila , P. Lecoq , E. Leutgeb , C. Lourenço , B. Maier , L. Malgeri , M. Mannelli , A.C. Marini , F. Meijers , S. Mersi , E. Meschi , V. Milosevic , F. Moortgat , M. Mulders , S. Orfanelli, F. Pantaleo , M. Peruzzi , A. Petrilli , G. Petrucciani , A. Pfeiffer , M. Pierini , D. Piparo , H. Qu , D. Rabady , G. Reales Gutiérrez, M. Rovere , H. Sakulin , S. Scarfi , M. Selvaggi , A. Sharma , K. Shchelina , P. Silva , P. Sphicas <sup>61</sup>,








































A.G. Stahl Leiton , A. Steen , S. Summers , D. Treille , P. Tropea , A. Tsirou, D. Walter , J. Wanczyk <sup>62</sup>, K.A. Wozniak <sup>63</sup>, P. Zehetner , P. Zejdl , W. D. Zeuner
























#### Paul Scherrer Institut, Villigen, Switzerland

T. Bevilacqua <sup>64</sup>, L. Caminada <sup>64</sup>, A. Ebrahimi , W. Erdmann , R. Horisberger , Q. Ingram , H.C. Kaestli , D. Kotlinski , C. Lange , M. Missiroli <sup>64</sup>, L. Noehte <sup>64</sup>, T. Rohe 




#### ETH Zurich-Institute for Particle Physics and Astrophysics (IPA), Zurich, Switzerland

T.K. Aarrestad <sup>62</sup>, K. Androsov <sup>62</sup>, M. Backhaus , A. Calandri , C. Cazzaniga , K. Datta , A. De Cosa , G. Dissertori , M. Dittmar, M. Donegà , F. Eble , M. Galli , K. Gedia , F. Glessgen , C. Grab , D. Hits , W. Lustermann , A.-M. Lyon , R.A. Manzoni , M. Marchegiani , L. Marchese , C. Martin Perez , A. Mascellani <sup>62</sup>, F. Nessi-Tedaldi , F. Pauss , V. Perovic , S. Pigazzini , M.G. Ratti , M. Reichmann , C. Reissel , T. Reitenspiess , B. Ristic , F. Riti , D. Ruini, D.A. Sanz Becerra , R. Seidita , J. Steggemann <sup>62</sup>, D. Valsecchi , R. Wallny 










#### Universität Zürich, Zurich, Switzerland

C. Amsler <sup>65</sup>, P. Bäertschi , C. Botta , D. Brzhechko, M.F. Canelli , K. Cormier , A. De Wit , R. Del Burgo, J.K. Heikkilä , M. Huwiler , W. Jin , A. Jofrehei , B. Kilminster , S. Leontsinis , S.P. Liechti , A. Macchiolo , P. Meiring , V.M. Mikuni , U. Molinatti , I. Neutelings , A. Reimers , P. Robmann, S. Sanchez Cruz , K. Schweiger , M. Senger , Y. Takahashi 

#### National Central University, Chung-Li, Taiwan

C. Adloff<sup>66</sup>, C. M. Kuo, W. Lin, P.K. Rout , P.C. Tiwari <sup>41</sup>, S.S. Yu 




















#### National Taiwan University (NTU), Taipei, Taiwan

L. Ceard, Y. Chao , K.F. Chen , P.s. Chen, Z.g. Chen, W.-S. Hou , T.h. Hsu, Y.w. Kao, R. Khurana, G. Kole , Y.y. Li , R.-S. Lu , E. Paganis , A. Psallidas, X.f. Su, J. Thomas-Wilsker , H.y. Wu, E. Yazgan 



#### Department of Physics, Faculty of Science, Chulalongkorn University, Bangkok, Thailand

C. Asawatangkuldee , N. Srimanobhas , V. Wachirapusanand 

#### Physics Department, Science and Art Faculty, Çukurova University, Adana, Turkey

D. Agyel , F. Boran , Z.S. Demiroglu , F. Dolek , I. Dumanoglu <sup>67</sup>, E. Eskut , Y. Guler <sup>68</sup>, E. Gurpinar Guler <sup>68</sup>, C. Isik , O. Kara, A. Kayis Topaksu , U. Kiminsu , G. Onengut , K. Ozdemir <sup>69</sup>, A. Polatoz , B. Tali <sup>70</sup>, U.G. Tok , S. Turkcapar , E. Uslan , I.S. Zorbakir 

#### Physics Department, Middle East Technical University, Ankara, Turkey

K. Ocalan <sup>71</sup>, M. Yalvac <sup>72</sup>













#### Bogazici University, Istanbul, Turkey

B. Akgun , I.O. Atakisi , E. Gülmez , M. Kaya <sup>73</sup>, O. Kaya <sup>74</sup>, S. Tekten <sup>75</sup>

#### Istanbul Technical University, Istanbul, Turkey

A. Cakir , K. Cankocak <sup>67</sup>, Y. Komurcu , S. Sen <sup>76</sup>

#### Istanbul University, Istanbul, Turkey

O. Aydilek , S. Cerci <sup>70</sup>, V. Epshteyn , B. Hacisahinoglu , I. Hos <sup>77</sup>, B. Isildak <sup>78</sup>, B. Kaynak , S. Ozkorucuklu , H. Sert , C. Simsek , D. Sunar Cerci <sup>70</sup>, C. Zorbilmez 
















#### Institute for Scintillation Materials of National Academy of Science of Ukraine, Kharkiv, Ukraine

A. Boyaryntsev , B. Grynyov 


















#### National Science Centre, Kharkiv Institute of Physics and Technology, Kharkiv, Ukraine

L. Levchuk 
































#### University of Bristol, Bristol, UK

D. Anthony , J.J. Brooke , A. Bundock , F. Bury , E. Clement , D. Cussans , H. Flacher , M. Glowacki, J. Goldstein , H.F. Heath , L. Kreczko , B. Krikler , S. Paramesvaran , S. Seif El Nasr-Storey, V.J. Smith , N. Stylianou <sup>79</sup>, K. Walkingshaw Pass, R. White 


**Rutherford Appleton Laboratory, Didcot, UK**

A. H. Ball, K.W. Bell , A. Belyaev <sup>80</sup>, C. Brew , R.M. Brown , D.J.A. Cockerill , C. Cooke , K. V. Ellis, K. Harder , S. Harper , M.-L. Holmberg <sup>81</sup>, Sh. Jain , J. Linacre , K. Manolopoulos, D.M. Newbold , E. Olaiya, D. Petyt , T. Reis , G. Salvi , T. Schuh, C.H. Shepherd-Themistocleous , I.R. Tomalin , T. Williams 














**Imperial College, London, UK**

R. Bainbridge , P. Bloch , C.E. Brown , O. Buchmuller, V. Cacchio, C.A. Carrillo Montoya , G.S. Chahal <sup>82</sup>, D. Colling , J. S. Dancu, P. Dauncey , G. Davies , J. Davies, M. Della Negra , S. Fayer, G. Fedi , G. Hall , M.H. Hassanshahi , A. Howard, G. Iles , M. Knight , J. Langford , L. Lyons , A.-M. Magnan , S. Malik, A. Martelli , M. Mieskolainen , J. Nash <sup>83</sup>, M. Pesaresi, B.C. Radburn-Smith , A. Richards, A. Rose , C. Seez , R. Shukla , A. Tapper , K. Uchida , G.P. Uttley , L. H. Vage, T. Virdee <sup>30</sup>, M. Vojinovic , N. Wardle , D. Winterbottom 

**Brunel University, Uxbridge, UK**

K. Coldham, J.E. Cole , A. Khan, P. Kyberd , I.D. Reid 









**Baylor University, Waco, TX, USA**

S. Abdullin , A. Brinkerhoff , B. Caraway , J. Dittmann , K. Hatakeyama , J. Hiltbrand , A.R. Kanuganti , B. McMaster , M. Saunders , S. Sawant , C. Sutantawibul , M. Toms <sup>84</sup>, J. Wilson 

**Catholic University of America, Washington, DC, USA**

R. Bartek , A. Dominguez , C. Huerta Escamilla, A.E. Simsek , R. Uniyal , A.M. Vargas Hernandez 

















**The University of Alabama, Tuscaloosa, AL, USA**

R. Chudasama , S.I. Cooper , S.V. Gleyzer , C.U. Perez , P. Rumerio <sup>85</sup>, E. Usai , C. West , R. Yi 





















**Boston University, Boston, MA, USA**

A. Akpinar , A. Albert , D. Arcaro , C. Cosby , Z. Demiragli , C. Erice , E. Fontanesi , D. Gastler , J. Rohlf , K. Salyer , D. Sperka , D. Spitzbart , I. Suarez , A. Tsatsos , S. Yuan 













**Brown University, Providence, RI, USA**

G. Benelli , X. Coubez<sup>25</sup>, D. Cutts , M. Hadley , U. Heintz , J.M. Hogan <sup>86</sup>, T. Kwon , G. Landsberg , K.T. Lau , D. Li , J. Luo , S. Mondal , M. Narain <sup>†</sup>, N. Pervan , S. Sagir <sup>87</sup>, F. Simpson , W. Y. Wong, X. Yan , W. Zhang

**University of California, Davis, Davis, CA, USA**

S. Abbott , J. Bonilla , C. Brainerd , R. Breedon , M. Calderon De La Barca Sanchez , M. Chertok , M. Citron , J. Conway , P.T. Cox , R. Erbacher , G. Haza , F. Jensen , O. Kukral , G. Mocellin , M. Mulhearn , D. Pellett , B. Regnery , W. Wei , Y. Yao , F. Zhang 
























**University of California, Los Angeles, CA, USA**

M. Bachtis , R. Cousins , A. Datta , J. Hauser , M. Ignatenko , M.A. Iqbal , T. Lam , E. Manca , W.A. Nash , D. Saltzberg , B. Stone , V. Valuev 















**University of California, Riverside, Riverside, CA, USA**

R. Clare , M. Gordon, G. Hanson , W. Si , S. Wimpenny <sup>†</sup>

**University of California, San Diego, La Jolla, CA, USA**

J.G. Branson , S. Cittolin , S. Cooperstein , D. Diaz , J. Duarte , R. Gerosa , L. Giannini , J. Guiang , R. Kansal , V. Krutelyov , R. Lee , J. Letts , M. Masciovecchio , F. Mokhtar , M. Pieri , M. Quinnan , B.V. Sathia Narayanan , V. Sharma , M. Tadel , E. Vourliotis , F. Würthwein , Y. Xiang , A. Yagil 

**Department of Physics, University of California, Santa Barbara, Santa Barbara, CA, USA**

L. Brennan , C. Campagnari , G. Collura , A. Dorsett , J. Incandela , M. Kilpatrick , J. Kim , A.J. Li , P. Masterson , H. Mei , M. Oshiro , J. Richman , U. Sarica , R. Schmitz , F. Setti , J. Sheplock , D. Stuart , S. Wang 

**California Institute of Technology, Pasadena, CA, USA**

A. Bornheim , O. Cerri, A. Latorre, J.M. Lawhorn , J. Mao , H.B. Newman , T. Q. Nguyen , M. Spiropulu , J.R. Vlimant , C. Wang , S. Xie , R.Y. Zhu 

**Carnegie Mellon University, Pittsburgh, PA, USA**

J. Alison , S. An , M.B. Andrews , P. Bryant , V. Dutta , T. Ferguson , A. Harilal , C. Liu , T. Mudholkar , S. Murthy , M. Paulini , A. Roberts , A. Sanchez , W. Terrill 









































































**University of Colorado Boulder, Boulder, CO, USA**

J.P. Cumalat , W.T. Ford , A. Hassani , G. Karathanasis , E. MacDonald, N. Manganelli , F. Marini , A. Perloff , C. Savard , N. Schonbeck , K. Stenson , K.A. Ulmer , S.R. Wagner , N. Zipper 




















**Cornell University, Ithaca, NY, USA**

J. Alexander , S. Bright-Thonney , X. Chen , D.J. Cranshaw , J. Fan , X. Fan , D. Gadkari , S. Hogan , J. Monroy , J.R. Patterson , J. Reichert , M. Reid , A. Ryd , J. Thom , P. Wittich , R. Zou 

**Fermi National Accelerator Laboratory, Batavia, IL, USA**

M. Albrow , M. Alyari , O. Amram , G. Apollinari , A. Apresyan , L.A.T. Bauerdick , D. Berry , J. Berryhill , P.C. Bhat , K. Burkett , J.N. Butler , A. Canepa , G.B. Cerati , H.W.K. Cheung , F. Chlebana , G. Cummings , J. Dickinson , I. Dutta , V.D. Elvira , Y. Feng , J. Freeman , A. Gandrakota , Z. Gece , L. Gray , D. Green, S. Grünendahl , D. Guerrero , O. Gutsche , R.M. Harris , R. Heller , T.C. Herwig , J. Hirschauer , L. Horyn , B. Jayatilaka , S. Jindariani , M. Johnson , U. Joshi , T. Klijnsma , B. Klima , K.H.M. Kwok , S. Lammel , D. Lincoln , R. Lipton , T. Liu , C. Madrid , K. Maeshima , C. Mantilla , D. Mason , P. McBride , P. Merkel , S. Mrenna , S. Nahn , J. Ngadiuba , D. Noonan , V. Papadimitriou , N. Pastika , K. Pedro , C. Pena <sup>88</sup>, F. Ravera , A. Reinsvold Hall <sup>89</sup>, L. Ristori , E. Sexton-Kennedy , N. Smith , A. Soha , L. Spiegel , S. Stoynev , J. Strait , L. Taylor , S. Tkaczyk , N.V. Tran , L. Uplegger , E.W. Vaandering , I. Zoi 

**University of Florida, Gainesville, FL, USA**

C. Aruta , P. Avery , D. Bourilkov , L. Cadamuro , P. Chang , V. Cherepanov , R. D. Field, E. Koenig , M. Kolosova , J. Konigsberg , A. Korytov , K. H. Lo, K. Matchev , N. Menendez , G. Mitselmakher , A. Muthirakalayil Madhu , N. Rawal , D. Rosenzweig , S. Rosenzweig , K. Shi , J. Wang 























**Florida State University, Tallahassee, FL, USA**

T. Adams , A. Al Kadhim , A. Askew , N. Bower , R. Habibullah , V. Hagopian , R. Hashmi , R.S. Kim , S. Kim , T. Kolberg , G. Martinez, H. Prosper , P. R. Prova, O. Viazlo , M. Wulansatiti , R. Yohay , J. Zhang












**Florida Institute of Technology, Melbourne, FL, USA**

B. Alsufyani, M.M. Baarmand , S. Butalla , T. Elkafray <sup>17</sup>, M. Hohmann , R. Kumar Verma , M. Rahmani, F. Yumiceva 

**University of Illinois Chicago, Chicago, Chicago, USA**

M.R. Adams , C. Bennett, R. Cavanaugh , S. Dittmer , R. Escobar Franco , O. Evdokimov , C.E. Gerber , D.J. Hofman , J.h. Lee , D. S. Lemos , A.H. Merrit , C. Mills , S. Nanda , G. Oh , B. Ozek , D. Pilipovic , T. Roy , S. Rudrabhatla , M.B. Tonjes , N. Varelas , X. Wang , Z. Ye , J. Yoo 
























**The University of Iowa, Iowa City, IA, USA**

M. Alhusseini , D. Blend, K. Dilsiz <sup>90</sup>, L. Emediato , G. Karaman , O.K. Köseyan , J.-P. Merlo, A. Mestvirishvili <sup>91</sup>, J. Nachtman , O. Neogi, H. Ogul <sup>92</sup>, Y. Onel , A. Penzo , C. Snyder, E. Tiras <sup>93</sup>

**Johns Hopkins University, Baltimore, MD, USA**

B. Blumenfeld , L. Corcodilos , J. Davis , A.V. Gritsan , L. Kang , S. Kyriacou , P. Maksimovic , M. Roguljic , J. Roskes , S. Sekhar , M. Swartz , T.Á. Vámi 

**The University of Kansas, Lawrence, KS, USA**

A. Abreu , L.F. Alcerro Alcerro , J. Anguiano , P. Baringer , A. Bean , Z. Flowers , D. Grove, J. King , G. Krintiras , M. Lazarovits , C. Le Mahieu , C. Lindsey, J. Marquez , N. Minafra , M. Murray , M. Nickel , M. Pitt , S. Popescu <sup>94</sup>, C. Rogan , C. Royon , R. Salvatico , S. Sanders , C. Smith , Q. Wang , G. Wilson 

**Kansas State University, Manhattan, KS, USA**

B. Allmond , A. Ivanov , K. Kaadze , A. Kalogeropoulos , D. Kim, Y. Maravin , K. Nam, J. Natoli , D. Roy , G. Sorrentino 

























**Lawrence Livermore National Laboratory, Livermore, CA, USA**

F. Rebassoo , D. Wright 














**University of Maryland, College Park, MD, USA**

E. Adams , A. Baden , O. Baron, A. Belloni , A. Bethani , Y.M. Chen , S.C. Eno , N.J. Hadley , S. Jabeen , R.G. Kellogg , T. Koeth , Y. Lai , S. Lascio , A.C. Mignerey , S. Nabili , C. Palmer , C. Papageorgakis , M. M. Paranjpe, L. Wang , K. Wong 

**Massachusetts Institute of Technology, Cambridge, MA, USA**

J. Bendavid , W. Busza , I.A. Cali , Y. Chen , M. D'Alfonso , J. Eysermans , C. Freer , G. Gomez-Ceballos , M. Goncharov, P. Harris, D. Hoang, D. Kovalskiy , J. Krupa , L. Lavezzo , Y.-J. Lee , K. Long , C. Mironov , C. Paus , D. Rankin , C. Roland , G. Roland , S. Rothman , Z. Shi , G.S.F. Stephans , J. Wang, Z. Wang , B. Wyslouch , T. J. Yang 












**University of Minnesota, Minneapolis, MN, USA**

B. Crossman , B.M. Joshi , C. Kapsiak , M. Krohn , D. Mahon , J. Mans , S. Pandey , M. Revering , R. Rusack , R. Saradhy , N. Schroeder , N. Strobbe , M.A. Wadud 












**University of Mississippi, Oxford, MS, USA**

L.M. Cremaldi 


















**University of Nebraska-Lincoln, Lincoln, NE, USA**

K. Bloom , M. Bryson, D.R. Claes , C. Fangmeier , F. Golf , J. Hossain , C. Joo , I. Kravchenko , I. Reed , J.E. Siado , G. R. Snow<sup>†</sup>, W. Tabb , A. Wightman , F. Yan , D. Yu , A.G. Zecchinelli 







**State University of New York at Buffalo, Buffalo, NY, USA**

G. Agarwal , H. Bandyopadhyay , L. Hay , I. Iashvili , A. Kharchilava , C. McLean , M. Morris , D. Nguyen , J. Pekkanen , S. Rappoccio , H. Rejeb Sfar, A. Williams 

























**Northeastern University, Boston, MA, USA**

G. Alverson , E. Barberis , Y. Haddad , Y. Han , A. Krishna , J. Li , M. Lu , G. Madigan , B. Marzocchi , D.M. Morse , V. Nguyen , T. Orimoto , A. Parker , L. Skinnari , A. Tishelman-Charny , B. Wang , D. Wood 

**Northwestern University, Evanston, IL, USA**

S. Bhattacharya , J. Bueghly, Z. Chen , K.A. Hahn , Y. Liu , Y. Miao , D.G. Monk , M.H. Schmitt , A. Taliercio , M. Velasco

**University of Notre Dame, Notre Dame, IN, USA**

R. Band , R. Bucci, S. Castells , M. Cremonesi, A. Das , R. Goldouzian , M. Hildreth , K.W. Ho , K. Hurtado Anampa , C. Jessop , K. Lannon , J. Lawrence , N. Loukas , L. Lutton , J. Mariano, N. Marinelli, I. Mcalister, T. McCauley , C. Mcgrady , K. Mohrman , C. Moore , Y. Musienko <sup>13</sup>, H. Nelson , M. Osherson , R. Ruchti , A. Townsend , M. Wayne , H. Yockey, M. Zarucki , L. Zygala 

**The Ohio State University, Columbus, OH, USA**

A. Basnet , B. Bylsma, M. Carrigan , L.S. Durkin , C. Hill , M. Joyce , A. Lesauvage , M. Nunez Ornelas , K. Wei, B.L. Winer , B. R. Yates 






















**Princeton University, Princeton, NJ, USA**

F.M. Addesa , H. Bouchamaoui , P. Das , G. Dezoort , P. Elmer , A. Frankenthal , B. Greenberg , N. Haubrich , S. Higginbotham , G. Kopp , S. Kwan , D. Lange , A. Loeliger , D. Marlow , I. Ojalvo , J. Olsen , D. Stickland , C. Tully 


**University of Puerto Rico, Mayaguez, PR, USA**

S. Malik 















**Purdue University, West Lafayette, IN, USA**

A.S. Bakshi , V.E. Barnes , S. Chandra , R. Chawla , S. Das , A. Gu , L. Gutay, M. Jones , A.W. Jung , D. Kondratyev , A. M. Koshy, M. Liu , G. Negro , N. Neumeister , G. Paspalaki , S. Piperov , A. Purohit , J.F. Schulte , M. Stojanovic , J. Thieman , A. K. Viridi , F. Wang , W. Xie 












**Purdue University Northwest, Hammond, IN, USA**

J. Dolen , N. Parashar , A. Pathak 


**Rice University, Houston, TX, USA**

D. Acosta , A. Baty , T. Carnahan , S. Dildick , K.M. Ecklund , P.J. Fernández Manteca , S. Freed, P. Gardner, F.J.M. Geurts , A. Kumar , W. Li , O. Miguel Colin , B.P. Padley , R. Redjimi, J. Rotter , E. Yigitbasi , Y. Zhang 














**University of Rochester, Rochester, NY, USA**

A. Bodek , P. de Barbaro , R. Demina , J.L. Dulemba , C. Fallon, A. Garcia-Bellido , O. Hindrichs , A. Khukhunaishvili , P. Parygin <sup>84</sup>, E. Popova <sup>84</sup>, R. Taus , G.P. Van Onsem 

**The Rockefeller University, New York, NY, USA**

K. Goulios 

**Rutgers, The State University of New Jersey, Piscataway, NJ, USA**

B. Chiarito, J.P. Chou , Y. Gershtein , E. Halkiadakis , A. Hart , M. Heindl , D. Jaroslowski , O. Karacheban <sup>28</sup>, I. Laflotte , A. Lath , R. Montalvo, K. Nash, H. Routray , S. Salur , S. Schnetzer, S. Somalwar , R. Stone , S.A. Thayil , S. Thomas, J. Vora , H. Wang 

**University of Tennessee, Knoxville, TN, USA**

H. Acharya, D. Ally , A.G. Delannoy , S. Fiorendi , T. Holmes , N. Karunaratna , L. Lee , E. Nibigira , S. Spanier 








**Texas A&M University, College Station, TX, USA**

D. Aebi , M. Ahmad , O. Bouhali <sup>95</sup>, M. Dalchenko , R. Eusebi , J. Gilmore , T. Huang , T. Kamon <sup>96</sup>, H. Kim , S. Luo , S. Malhotra, R. Mueller , D. Overton , D. Rathjens , A. Safonov 

**Texas Tech University, Lubbock, TX, USA**

N. Akchurin , J. Damgov , V. Hegde , A. Hussain , Y. Kazhykarim, K. Lamichhane , S.W. Lee , A. Mankel , T. Mengke, S. Muthumuni , T. Peltola , I. Volobouev , A. Whitbeck 

**Vanderbilt University, Nashville, TN, USA**

E. Appelt , S. Greene, A. Gurrola , W. Johns , R. Kunnawalkam Elayavalli , A. Melo , F. Romeo , P. Sheldon , S. Tuo , J. Velkovska , J. Viinikainen 









**University of Virginia, Charlottesville, VA, USA**

B. Cardwell , B. Cox , J. Hakala , R. Hirosky , A. Ledovskoy , A. Li , C. Neu , C.E. Perez Lara 










**Wayne State University, Detroit, MI, USA**

P.E. Karchin 

**University of Wisconsin-Madison, Madison, WI, USA**

A. Aravind, S. Banerjee , K. Black , T. Bose , S. Dasu , I. De Bruyn , P. Everaerts , C. Galloni, H. He , M. Herndon , A. Herve , C.K. Koraka , A. Lanaro, R. Loveless , J. Madhusudanan Sreekala , A. Mallampalli , A. Mohammadi , S. Mondal, G. Parida , D. Pinna, A. Savin, V. Shang , V. Sharma , W.H. Smith , D. Teague, H.F. Tsoi , W. Vetens , A. Warden 

**Authors affiliated with an institute or an international laboratory covered by a cooperation agreement with CERN, Geneva, Switzerland**

S. Afanasiev , V. Andreev , Yu. Andreev , T. Aushev , M. Azarkin , A. Babaev , A. Belyaev , V. Blinov <sup>97</sup>, E. Boos , V. Borshch , D. Budkouski , M. Chadeeva <sup>97</sup>, V. Chekhovsky, R. Chistov <sup>97</sup>, A. Dermenev , T. Dimova <sup>97</sup>, D. Druzhkin <sup>98</sup>, M. Dubinin <sup>88</sup>, L. Dudko , A. Ershov , G. Gavrillov , V. Gavrillov , S. Gninenko , V. Golovtsov , N. Golubev , I. Golutvin , I. Gorbunov , A. Gribushin , Y. Ivanov 



V. Kachanov , A. Kaminskiy , L. Kardapoltsev <sup>97</sup>, V. Karjavine , A. Karneyeu , V. Kim <sup>97</sup>, M. Kirakosyan, D. Kirpichnikov , M. Kirsanov , V. Klyukhin , O. Kodolova <sup>99</sup>, D. Konstantinov , V. Korenkov , A. Kozyrev <sup>97</sup>, N. Krasnikov , A. Lanev , P. Levchenko <sup>100</sup>, N. Lychkovskaya , V. Makarenko , A. Malakhov , V. Matveev <sup>97</sup>, V. Murzin , A. Nikitenko <sup>101,99</sup>, S. Obraztsov , V. Oreshkin , V. Palichik , V. Perelygin , S. Petrushanko , S. Polikarpov <sup>97</sup>, V. Popov, O. Radchenko <sup>97</sup>, M. Savina , V. Savrin , D. Selivanova , V. Shalaev , S. Shmatov , S. Shulha , Y. Skovpen <sup>97</sup>, S. Slabospitskii , V. Smirnov , A. Snigirev , D. Sosnov , V. Sulimov , E. Tcherniaev , A. Terkulov , O. Teryaev , I. Tlisova , A. Toropin , L. Uvarov , A. Uzunian , A. Vorobyev<sup>†</sup>, N. Voytishin , B. S. Yuldashev<sup>102</sup>, A. Zarubin , I. Zhizhin , A. Zhokin 

#### † Deceased

- 1: Also at Yerevan State University, Yerevan, Armenia
- 2: Also at TU Wien, Vienna, Austria
- 3: Also at Institute of Basic and Applied Sciences, Faculty of Engineering, Arab Academy for Science, Technology and Maritime Transport, Alexandria, Egypt
- 4: Also at Ghent University, Ghent, Belgium
- 5: Also at Universidade Estadual de Campinas, Campinas, Brazil
- 6: Also at Federal University of Rio Grande do Sul, Porto Alegre, Brazil
- 7: Also at UFMS, Nova Andradina, Brazil
- 8: Also at Nanjing Normal University, Nanjing, China
- 9: Now at The University of Iowa, Iowa City, IA, USA
- 10: Also at University of Chinese Academy of Sciences, Beijing, China
- 11: Also at University of Chinese Academy of Sciences, Beijing, China
- 12: Also at Université Libre de Bruxelles, Bruxelles, Belgium
- 13: Also at An institute or an international laboratory covered by a cooperation agreement with CERN, Geneva, Switzerland
- 14: Also at Helwan University, Cairo, Egypt
- 15: Now at Zewail City of Science and Technology, Zewail, Egypt
- 16: Also at British University in Egypt, Cairo, Egypt
- 17: Now at Ain Shams University, Cairo, Egypt
- 18: Also at Birla Institute of Technology, Mesra, Mesra, India
- 19: Also at Purdue University, West Lafayette, IN, USA
- 20: Also at Université de Haute Alsace, Mulhouse, France
- 21: Also at Department of Physics, Tsinghua University, Beijing, China
- 22: Also at The University of the State of Amazonas, Manaus, Brazil
- 23: Also at Erzincan Binali Yildirim University, Erzincan, Turkey
- 24: Also at University of Hamburg, Hamburg, Germany
- 25: Also at III. Physikalisches Institut A, RWTH Aachen University, Aachen, Germany
- 26: Also at Isfahan University of Technology, Isfahan, Iran
- 27: Also at Bergische University Wuppertal (BUW), Wuppertal, Germany
- 28: Also at Brandenburg University of Technology, Cottbus, Germany
- 29: Also at Forschungszentrum Jülich, Juelich, Germany
- 30: Also at CERN, European Organization for Nuclear Research, Geneva, Switzerland
- 31: Also at Physics Department, Faculty of Science, Assiut University, Assiut, Egypt
- 32: Also at Wigner Research Centre for Physics, Budapest, Hungary
- 33: Also at Institute of Physics, University of Debrecen, Debrecen, Hungary
- 34: Also at Institute of Nuclear Research ATOMKI, Debrecen, Hungary
- 35: Now at Universitatea Babeş-Bolyai - Facultatea de Fizica, Cluj-Napoca, Romania
- 36: Also at Faculty of Informatics, University of Debrecen, Debrecen, Hungary
- 37: Also at Punjab Agricultural University, Ludhiana, India
- 38: Also at UPES-University of Petroleum and Energy Studies, Dehradun, India
- 39: Also at University of Visva-Bharati, Santiniketan, India
- 40: Also at University of Hyderabad, Hyderabad, India
- 41: Also at Indian Institute of Science (IISc), Bangalore, India
- 42: Also at IIT Bhubaneswar, Bhubaneswar, India

- 43: Also at Institute of Physics, Bhubaneswar, India
- 44: Also at Deutsches Elektronen-Synchrotron, Hamburg, Germany
- 45: Also at Department of Physics, Isfahan University of Technology, Isfahan, Iran
- 46: Also at Sharif University of Technology, Tehran, Iran
- 47: Also at Department of Physics, University of Science and Technology of Mazandaran, Behshahr, Iran
- 48: Also at Italian National Agency for New Technologies, Energy and Sustainable Economic Development, Bologna, Italy
- 49: Also at Centro Siciliano di Fisica Nucleare e di Struttura Della Materia, Catania, Italy
- 50: Also at Università degli Studi Guglielmo Marconi, Rome, Italy
- 51: Also at Scuola Superiore Meridionale, Università di Napoli 'Federico II', Naples, Italy
- 52: Also at Fermi National Accelerator Laboratory, Batavia, IL, USA
- 53: Also at Laboratori Nazionali di Legnaro dell'INFN, Legnaro, Italy
- 54: Also at Università di Napoli 'Federico II', Naples, Italy
- 55: Also at Consiglio Nazionale delle Ricerche-Istituto Officina dei Materiali, Perugia, Italy
- 56: Also at Riga Technical University, Riga, Latvia
- 57: Also at Department of Applied Physics, Faculty of Science and Technology, Universiti Kebangsaan Malaysia, Bangi, Malaysia
- 58: Also at Consejo Nacional de Ciencia y Tecnología, Mexico City, Mexico
- 59: Also at Trincomalee Campus, Eastern University, Sri Lanka, Nilaveli, Sri Lanka
- 60: Also at INFN Sezione di Pavia, Università di Pavia, Pavia, Italy
- 61: Also at National and Kapodistrian University of Athens, Athens, Greece
- 62: Also at Ecole Polytechnique Fédérale Lausanne, Lausanne, Switzerland
- 63: Also at University of Vienna Faculty of Computer Science, Vienna, Austria
- 64: Also at Universität Zürich, Zurich, Switzerland
- 65: Also at Stefan Meyer Institute for Subatomic Physics, Vienna, Austria
- 66: Also at Laboratoire d'Annecy-le-Vieux de Physique des Particules, IN2P3-CNRS, Annecy-le-Vieux, France
- 67: Also at Near East University, Research Center of Experimental Health Science, Mersin, Turkey
- 68: Also at Konya Technical University, Konya, Turkey
- 69: Also at Izmir Bakircay University, Izmir, Turkey
- 70: Also at Adiyaman University, Adiyaman, Turkey
- 71: Also at Necmettin Erbakan University, Konya, Turkey
- 72: Also at Bozok Universitetesi Rektörlüğü, Yozgat, Turkey
- 73: Also at Marmara University, Istanbul, Turkey
- 74: Also at Milli Savunma University, Istanbul, Turkey
- 75: Also at Kafkas University, Kars, Turkey
- 76: Also at Hacettepe University, Ankara, Turkey
- 77: Also at Faculty of Engineering, Istanbul University-Cerrahpasa, Istanbul, Turkey
- 78: Also at Yildiz Technical University, Istanbul, Turkey
- 79: Also at Vrije Universiteit Brussel, Brussel, Belgium
- 80: Also at School of Physics and Astronomy, University of Southampton, Southampton, UK
- 81: Also at University of Bristol, Bristol, UK
- 82: Also at IPPP Durham University, Durham, UK
- 83: Also at Monash University, Faculty of Science, Clayton, Australia
- 84: Now at an institute or an international laboratory covered by a cooperation agreement with CERN, Geneva, Switzerland
- 85: Also at Università di Torino, Turin, Italy
- 86: Also at Bethel University, St. Paul, MN, USA
- 87: Also at Karamanoğlu Mehmetbey University, Karaman, Turkey
- 88: Also at California Institute of Technology, Pasadena, CA, USA
- 89: Also at United States Naval Academy, Annapolis, MD, USA
- 90: Also at Bingol University, Bingol, Turkey
- 91: Also at Georgian Technical University, Tbilisi, Georgia
- 92: Also at Sinop University, Sinop, Turkey
- 93: Also at Erciyes University, Kayseri, Turkey
- 94: Also at Horia Hulubei National Institute of Physics and Nuclear Engineering (IFIN-HH), Bucharest, Romania

- 95: Also at Texas A&M University at Qatar, Doha, Qatar  
96: Also at Kyungpook National University, Daegu, Korea  
97: Also at Another institute or international laboratory covered by a cooperation agreement with CERN,  
Geneva, Switzerland  
98: Also at Universiteit Antwerpen, Antwerpen, Belgium  
99: Also at Yerevan Physics Institute, Yerevan, Armenia  
100: Also at Northeastern University, Boston, MA, USA  
101: Also at Imperial College, London, UK  
102: Also at Institute of Nuclear Physics of the Uzbekistan Academy of Sciences, Tashkent, Uzbekistan