

19



OFICINA ESPAÑOLA DE
PATENTES Y MARCAS

ESPAÑA



11 Número de publicación: **2 534 734**

21 Número de solicitud: 201331405

51 Int. Cl.:

C12Q 1/68 (2006.01)

12

PATENTE DE INVENCION

B1

22 Fecha de presentación:

26.09.2013

43 Fecha de publicación de la solicitud:

27.04.2015

Fecha de la concesión:

02.02.2016

45 Fecha de publicación de la concesión:

09.02.2016

56 Se remite a la solicitud internacional:

PCT/ES2014/070731

73 Titular/es:

**SERVICIO ANDALUZ DE SALUD (25.0%)
Avda. de la Constitución, 18
41071 Sevilla (Sevilla) ES;
CONSEJO SUPERIOR DE INVESTIGACIONES
CIENTÍFICAS (25.0%);
FUNDACIÓN PÚBLICA ANDALUZA PARA LA
GESTIÓN DE LA INVESTIGACIÓN EN SALUD EN
SEVILLA (25.0%) y
UNIVERSIDAD DE SEVILLA (25.0%)**

72 Inventor/es:

**GARCÍA CARBONERO, Rocío;
ESTEVEZ GARCÍA, Purificación;
PAZ-ARES RODRÍGUEZ, Luis;
MOLINA PINELO, Sonia y
CARNERO MOYA, Amancio**

54 Título: **Método para predecir la respuesta al tratamiento con quimioterapia en pacientes de cáncer colorrectal**

57 Resumen:

Método para predecir la respuesta al tratamiento con quimioterapia en pacientes de cáncer colorrectal. Método de obtención de datos útiles para predecir la respuesta al tratamiento con quimioterapia en pacientes con cáncer colorrectal, kit, dispositivo y microarray para llevar a cabo dicho método.

ES 2 534 734 B1

DESCRIPCIÓN

Método para predecir la respuesta al tratamiento con quimioterapia en pacientes de cáncer colorrectal.

CAMPO DE LA INVENCION

5

La presente invención se encuentra dentro del campo de la Biología Molecular y la Medicina. Específicamente se refiere a un método de obtención de datos útiles para predecir la respuesta al tratamiento con quimioterapia en pacientes con cáncer colorrectal, que permite el establecimiento de un patrón individual de reconocimiento cuantitativo específico, que se puede modificar con el tratamiento, permitiendo el establecimiento de grupos de pacientes con el mismo diagnóstico pero distinto comportamiento clínico, pudiendo seleccionar así, el tratamiento más adecuado para cada paciente. La predicción de respuesta al tratamiento se realiza mediante el análisis del perfil de expresión de los genes *AQP*, *CLEC3B*, *DCK*, *DEFA5*, *DNAJC3*, *FBLIM1*, *GAS7*, *IGFBP4*, *KSR1*, *LONP1*, *MTHFD1L*, *NAV1*, *NIPBL*, *PALM2*, *PCDHGC3*, *PROS1*, *RARA*, *RSF1*, *TENC1*, *TGFBR3*, *TRAK2*, *VSNL1*, *WHSC1L1*, *WWC2*, *FAF1*, *FBXO9*, *KIAA1033*, *N4BP2L1*, *SLC12A*, *STARD13* y *RB1CC1*.

10
15

ANTECEDENTES DE LA INVENCION

El cáncer colorrectal (CCR) es el tercer tumor más común en el mundo, con más de 1.2 millones de nuevos casos diagnosticados cada año, y es responsable de alrededor del 8% de las muertes relacionadas con cáncer (<http://globocan.iarc.fr>). Aproximadamente dos tercios de los pacientes se diagnostican en estadios precoces de la enfermedad (I-III), potencialmente curables mediante tratamiento quirúrgico seguido o no de quimioterapia adyuvante. No obstante, un 40% de estos pacientes eventualmente recidivan tras la cirugía. El tratamiento con quimioterapia adyuvante postquirúrgica reduce el riesgo de recidiva tumoral en un 10-20%. Globalmente, por lo tanto, se estima que aproximadamente un 80% de los pacientes no se benefician de un tratamiento quimioterápico complementario a la cirugía, bien por estar curados con tratamiento quirúrgico únicamente, bien por ser refractarios al tratamiento quimioterápico. Los tumores no subsidiarios de resección quirúrgica completa se consideran incurables. La quimioterapia en este contexto ha demostrado mejorar de manera modesta aunque significativa la calidad y esperanza de vida de los pacientes, si bien a expensas de un considerable coste económico y de una no desdeñable toxicidad. El tratamiento estándar en el cáncer colorrectal avanzado consiste en distintas combinaciones de fluoropirimidinas con oxaliplatino o irinotecan. Estos esquemas terapéuticos inducen respuestas tumorales objetivas en un 40-60% de los pacientes con

20
25
30
35

medianas de supervivencia en torno a los 20 meses. A lo largo de la última década, diversos fármacos, entre los que se encuentran fármacos dirigidos frente al factor de crecimiento endotelial o VEGF (bevacizumab, aflibercept) o el receptor del factor de crecimiento epidérmico o EGFR (cetuximab, panitumumab), han sido incorporados al arsenal terapéutico con resultados prometedores. A pesar de estos avances, no obstante, la mayoría de los pacientes con enfermedad irreseccable eventualmente fallece por progresión tumoral, con una mediana de supervivencia de 20-24 meses en el mejor de los casos (Vieitz *et al.*, 2011. *Clin. Transl. Oncol.* 13(11), 798–804; García-Carbonero *et al.* 2010. *Clin. Transl. Oncol.*, 12(11), 729–734).

10

Los factores pronósticos tradicionales empleados en los sistemas de estadiaje convencionales como el TNM, fundamentalmente basados en las características histopatológicas del tumor y en su grado de extensión en el organismo, clasifican a los pacientes con carcinoma colorrectal en cuatro grandes grupos o estadios de la enfermedad: tumores limitados a la mucosa colorrectal o estadio I, tumores que infiltran toda la pared intestinal o estadio II, tumores que invaden los ganglios linfáticos regionales o estadio III, y tumores con metástasis en órganos a distancia o estadio IV. Si bien estas clasificaciones tradicionales permiten diferenciar de una manera grosera subgrupos de pacientes con distinto pronóstico a largo plazo, existe una enorme heterogeneidad biológica dentro de dichos subgrupos tanto en términos de supervivencia como en términos de potencial respuesta tumoral al tratamiento con quimioterapia. En este contexto resulta fundamental el desarrollo de nuevos marcadores biológicos que nos permitan mejorar nuestra habilidad de clasificar a los pacientes en subgrupos pronósticos/predictivos.

15

20

25

30

35

La elaboración de perfiles de expresión génica usando la tecnología microarray muestra un alto potencial en la investigación del cáncer, ya que permite el análisis simultáneo y comparado de miles de genes en diversas muestras biológicas (p.ej. muestras tumorales) de pacientes afectados de la misma enfermedad pero con distinto comportamiento clínico (Nannini *et al.* 2009. *Cancer Treat. Rev.* 35(3), 201-209). El análisis del patrón de expresión génica ha demostrado mejorar el diagnóstico, pronóstico y la precisión predictiva en diferentes tipos de cáncer (Liang *et al.* 2003. *Nat. Rev. Cancer*, 3, 869-876). Por ejemplo, varios estudios han mostrando como los perfiles de expresión génica discriminan entre cáncer de mama con o sin receptores de estrógenos, o entre cáncer de mama familiar o esporádico. Además, de esta manera han sido descritos subgrupos moleculares antes desconocidos, como el subgrupo de células basales o lumbales de cáncer de mama, y han dado lugar a nuevas propuestas de clasificación en tumores del sistema nervioso central o

en sarcomas de partes blandas. Pero la aplicación más atractiva desde el punto de visto clínico, es la posibilidad de diferenciación entre subgrupos de pacientes con diferentes probabilidades de recurrencia o muerte por cáncer (Rosenwald *et al.*, 2002. *N. Engl. J. Med.* 246, 1937-1947; van de Vijver He Y.D. *et al.*, 2002. *N. Engl. J. Med.* 247, 1999-2009; Beer D.G. *et al.*, 2002. *Nat. Med.* 8, 816-824), o con diferentes probabilidades de responder a un determinado agente antineoplásico (Staunton J.E. *et al.*, 2001. *Proc. Natl. Acad. Sci* 98,10787-10792; Puzstai L. *et al.*, 2003. *The Oncologist*, 8, 252-258).

En las 2 últimas décadas, se ha demostrado que el perfil de expresión génica puede diferenciar entre tejido colónico normal, adenomas benignos y adenocarcinomas en distintos estadios de extensión de la enfermedad, y se puede determinar también el riesgo de desarrollar CCR dependiente del análisis de tejido colónico normal, así como la probabilidad de recurrencia después de la resección quirúrgica de un CCR (Bertucci *et al.*, 2004. *Oncogene* 23, 1377-1391; Bandrés *et al.*, 2007. *Oncology Reports* 17, 1089-1094). Sin embargo, el valor de esta tecnología como un predictor de la respuesta del cáncer de colon a la quimioterapia, ha sido poco investigado.

Los tratamientos para el CCR avanzado tienen una eficacia limitada, son costosos y no están exentos de riesgos para el paciente. Por todo ello, resulta fundamental desarrollar biomarcadores que permitan predecir prospectivamente qué pacientes van a responder al tratamiento. Por un lado, el disponer de herramientas que permitan identificar *a priori* aquellos pacientes que no se van a beneficiar de un determinado tratamiento médico evitaría al paciente la toxicidad, el gasto y el tiempo que conlleva recibir dicho tratamiento, a la vez que le posibilitaría recibir un tratamiento alternativo con mayores posibilidades de éxito. Por otro lado, la identificación de marcadores biológicos predictivos de respuesta tumoral puede aportar información fundamental acerca de los mecanismos moleculares que determinan y regulan dicha respuesta y facilitar el descubrimiento de vías de manipulación de la misma que permitan maximizar el efecto terapéutico. En este contexto, el estudio mediante microarrays del patrón de expresión génica en pacientes con CCR avanzado tratados con quimioterapia, en función de su respuesta a la misma, podría facilitar el desarrollo de una firma genética de una incuestionable utilidad clínica.

BREVE DESCRIPCIÓN DE LA INVENCION

Un primer aspecto de la invención se refiere al uso de cualquiera de los genes *AQP*, *CLEC3B*, *DCK*, *DEFA5*, *DNAJC3*, *FBLIM1*, *GAS7*, *IGFBP4*, *KSR1*, *LONP1*, *MTHFD1L*, *NAV1*, *NIPBL*, *PALM2*, *PCDHGC3*, *PROS1*, *RARA*, *RSF1*, *TENC1*, *TGFBR3*, *TRAK2*,

VSNL1, WHSC1L1, WWC2, FAF1, FBXO9, KIAA1033, N4BP2L1, SLC12A, STARD13 y RB1CC1, o cualquiera de sus combinaciones, para predecir la respuesta al tratamiento con quimioterapia en un individuo que se sospecha que padece cáncer colorrectal, o que ha sido diagnosticado de cáncer colorrectal.

5

Otro aspecto de la invención se refiere a un método de obtención de datos útiles para predecir la respuesta al tratamiento con quimioterapia en un individuo que se sospecha que padece cáncer colorrectal, o que ha sido diagnosticado de cáncer colorrectal, que comprende:

10

a) obtener una muestra biológica aislada que comprende células tumorales del individuo, y

b) detectar la cantidad de producto de expresión de cualquiera de los genes *AQP, CLEC3B, DCK, DEFA5, DNAJC3, FBLIM1, GAS7, IGFBP4, KSR1, LONP1, MTHFD1L, NAV1, NIPBL, PALM2, PCDHGC3, PROS1, RARA, RSF1, TENC1, TGFBR3, TRAK2, VSNL1, WHSC1L1, WWC2, FAF1, FBXO9, KIAA1033, N4BP2L1, SLC12A, STARD13 y RB1CC1*, o cualquiera de sus combinaciones en la muestra aislada de (a).

20 En una realización preferida el primer método de la invención comprende además:

c) comparar los niveles de expresión de los genes *AQP, CLEC3B, DCK, DEFA5, DNAJC3, FBLIM1, GAS7, IGFBP4, KSR1, LONP1, MTHFD1L, NAV1, NIPBL, PALM2, PCDHGC3, PROS1, RARA, RSF1, TENC1, TGFBR3, TRAK2, VSNL1, WHSC1L1, WWC2, FAF1, FBXO9, KIAA1033, N4BP2L1, SLC12A, STARD13 y RB1CC1*, en la muestra obtenida en (a), con la cantidad de expresión detectada para dichos genes en una población de individuos de referencia de respuesta patológica conocida.

Otro aspecto de la invención se refiere a un método para predecir o pronosticar la respuesta al tratamiento con quimioterapia en un individuo que se sospecha que padece cáncer colorrectal, o que ha sido diagnosticado de cáncer colorrectal, que comprende los pasos (a)-(c) del primer método de la invención, y además comprende:

d) incluir al individuo que presentan un nivel de expresión de los genes *AQP, CLEC3B, DCK, DEFA5, DNAJC3, FBLIM1, GAS7, IGFBP4, KSR1, LONP1, MTHFD1L, NAV1, NIPBL, PALM2, PCDHGC3, PROS1, RARA, RSF1, TENC1, TGFBR3, TRAK2,*

VSNL1, WHSC1L1, WWC2, FAF1, FBXO9, KIAA1033, N4BP2L1, SLC12A, STARD13 y RB1CC1 significativamente superior a los niveles de expresión de los mismos genes en una población de referencia, en el grupo de individuos respondedores a la terapia del cáncer colorrectal.

5

En una realización preferida de este aspecto de la invención la muestra biológica aislada de un individuo del paso (a) empleada para la determinación de los niveles de expresión de los genes *AQP, CLEC3B, DCK, DEFA5, DNAJC3, FBLIM1, GAS7, IGFBP4, KSR1, LONP1, MTHFD1L, NAV1, NIPBL, PALM2, PCDHGC3, PROS1, RARA, RSF1, TENC1, TGFB3, TRAK2, VSNL1, WHSC1L1, WWC2, FAF1, FBXO9, KIAA1033, N4BP2L1, SLC12A, STARD13 y RB1CC1* se obtiene del tejido tumoral colorrectal del paciente.

En otra realización preferida de la invención la determinación del nivel de expresión de los genes no necesita limitarse de manera particular y se puede seleccionar a partir de un procedimiento de perfilado génico, tal como una micromatriz y/o un procedimiento que comprenda la PCR (reacción en cadena de la polimerasa), tal como la PCR en tiempo real; y/o la transferencia Northern.

Más preferentemente, la detección del producto de expresión de los genes *AQP, CLEC3B, DCK, DEFA5, DNAJC3, FBLIM1, GAS7, IGFBP4, KSR1, LONP1, MTHFD1L, NAV1, NIPBL, PALM2, PCDHGC3, PROS1, RARA, RSF1, TENC1, TGFB3, TRAK2, VSNL1, WHSC1L1, WWC2, FAF1, FBXO9, KIAA1033, N4BP2L1, SLC12A, STARD13 y RB1CC1* se realiza mediante PCR cuantitativa a tiempo real.

En otra realización aun mas preferida de este aspecto de la invención la detección del producto de expresión de los genes *AQP, CLEC3B, DCK, DEFA5, DNAJC3, FBLIM1, GAS7, IGFBP4, KSR1, LONP1, MTHFD1L, NAV1, NIPBL, PALM2, PCDHGC3, PROS1, RARA, RSF1, TENC1, TGFB3, TRAK2, VSNL1, WHSC1L1, WWC2, FAF1, FBXO9, KIAA1033, N4BP2L1, SLC12A, STARD13 y RB1CC1* se realiza mediante microarrays.

30

En una realización preferida de este aspecto de la invención el tratamiento quimioterápico comprende el uso de compuestos basados en platino, compuestos inhibidores de la topoisomerasa I, compuestos análogos de las pirimidinas, o cualquiera de sus combinaciones. Más preferiblemente el compuesto basado en platino es el oxaliplatino, el inhibidor de la topoisomerasa I es el irinotecan, y el análogo de pirimidina es el 5-fluorouracilo.

35

Una realización preferida de este aspecto de la invención, comprende realizar al menos dos veces la secuencia de pasos (a) – (b) del método de la invención, en muestras biológicas procedentes de un mismo individuo, y aisladas en momentos diferentes. Más preferiblemente, las muestras se obtienen antes y después del tratamiento, o de un ciclo de
5 tratamiento con quimioterapia.

Otro aspecto de la presente invención se refiere a un kit o dispositivo, de ahora en adelante kit o dispositivo de la invención, que comprende los elementos necesarios para analizar la cantidad del producto de expresión de los genes *AQP*, *CLEC3B*, *DCK*, *DEFA5*, *DNAJC3*,
10 *FBLIM1*, *GAS7*, *IGFBP4*, *KSR1*, *LONP1*, *MTHFD1L*, *NAV1*, *NIPBL*, *PALM2*, *PCDHGC3*, *PROS1*, *RARA*, *RSF1*, *TENC1*, *TGFBR3*, *TRAK2*, *VSNL1*, *WHSC1L1*, *WWC2*, *FAF1*, *FBXO9*, *KIAA1033*, *N4BP2L1*, *SLC12A*, *STARD13* y *RB1CC1*.

Otro aspecto de la invención se refiere a un microarray, de ahora en adelante microarray de
15 la invención, que comprende oligonucleótidos o microarreglos de canal único diseñados a partir de una secuencia conocida o un ARNm de los genes *AQP*, *CLEC3B*, *DCK*, *DEFA5*, *DNAJC3*, *FBLIM1*, *GAS7*, *IGFBP4*, *KSR1*, *LONP1*, *MTHFD1L*, *NAV1*, *NIPBL*, *PALM2*, *PCDHGC3*, *PROS1*, *RARA*, *RSF1*, *TENC1*, *TGFBR3*, *TRAK2*, *VSNL1*, *WHSC1L1*, *WWC2*, *FAF1*, *FBXO9*, *KIAA1033*, *N4BP2L1*, *SLC12A*, *STARD13* y *RB1CC1*.

Más preferiblemente, la secuencia de los genes *AQP*, *CLEC3B*, *DCK*, *DEFA5*, *DNAJC3*,
20 *FBLIM1*, *GAS7*, *IGFBP4*, *KSR1*, *LONP1*, *MTHFD1L*, *NAV1*, *NIPBL*, *PALM2*, *PCDHGC3*, *PROS1*, *RARA*, *RSF1*, *TENC1*, *TGFBR3*, *TRAK2*, *VSNL1*, *WHSC1L1*, *WWC2*, *FAF1*, *FBXO9*, *KIAA1033*, *N4BP2L1*, *SLC12A*, *STARD13* y *RB1CC1* es la secuencia nucleotídica correspondiente que se selecciona de la SEQ ID NO: 1 a la SEQ ID NO: 82.

Otro aspecto de la invención se refiere al uso del kit o dispositivo de la invención, o del microarray para la obtención de datos útiles para predecir o pronosticar la respuesta al
tratamiento en pacientes con cáncer colorrectal.

30

DESCRIPCIÓN DE LA INVENCION

La presente invención proporciona un método de obtención de datos útiles para predecir la
35 respuesta de un sujeto humano con cáncer colorrectal al tratamiento de quimioterapia, permitiendo el establecimiento de grupos de pacientes afectados de la misma enfermedad

pero con distinto comportamiento clínico. Se trata de un procedimiento fácil y fiable *in vitro* y herramientas útiles para este objetivo, tales como kits, dispositivos o sistemas de detección que puedan emplearse para llevar a cabo los métodos de la invención. Un objetivo adicional de la presente invención, radica en proporcionar la medicación apropiada para un paciente individual que padezca de cáncer colorrectal basándose en la predicción del éxito del tratamiento.

El tratamiento de quimioterapia del cáncer colorrectal puede consistir, pero no está restringido, a la administración combinada o no de medicamentos como son capecitabina, floxuridina, fluorouracilo, oxaliplatino, irinotecán, etc.

Por tanto, un primer aspecto de la invención se refiere al uso de cualquiera de los genes *AQP*, *CLEC3B*, *DCK*, *DEFA5*, *DNAJC3*, *FBLIM1*, *GAS7*, *IGFBP4*, *KSR1*, *LONP1*, *MTHFD1L*, *NAV1*, *NIPBL*, *PALM2*, *PCDHGC3*, *PROS1*, *RARA*, *RSF1*, *TENC1*, *TGFBR3*, *TRAK2*, *VSNL1*, *WHSC1L1*, *WWC2*, *FAF1*, *FBXO9*, *KIAA1033*, *N4BP2L1*, *SLC12A*, *STARD13* y *RB1CC1*, o cualquiera de sus combinaciones, para predecir o pronosticar la respuesta al tratamiento con quimioterapia en un individuo que se sospecha que padece cáncer colorrectal, o que ha sido diagnosticado de cáncer colorrectal.

Otro aspecto de la invención se refiere al uso simultáneo de los genes *AQP*, *CLEC3B*, *DCK*, *DEFA5*, *DNAJC3*, *FBLIM1*, *GAS7*, *IGFBP4*, *KSR1*, *LONP1*, *MTHFD1L*, *NAV1*, *NIPBL*, *PALM2*, *PCDHGC3*, *PROS1*, *RARA*, *RSF1*, *TENC1*, *TGFBR3*, *TRAK2*, *VSNL1*, *WHSC1L1*, *WWC2*, *FAF1*, *FBXO9*, *KIAA1033*, *N4BP2L1*, *SLC12A*, *STARD13* y *RB1CC1* para predecir la respuesta al tratamiento con quimioterapia en un individuo que se sospecha que padece cáncer colorrectal, o que ha sido diagnosticado de cáncer colorrectal. Sin embargo, el uso independiente de cualquiera de ellos o cualquiera de sus combinaciones podrían ser suficientes para evaluar la respuesta y/o el seguimiento de dicha enfermedad.

En una realización preferida de este aspecto de la invención, la respuesta al tratamiento es una respuesta a la reducción de la carga tumoral. En una realización alternativa, la respuesta al tratamiento es una mejora o ausencia de deterioro del estado del tumor. En otra realización, la respuesta al tratamiento es un resultado clínico, tal como la supervivencia exenta de progresión o la supervivencia global.

35

MÉTODO DE OBTENCIÓN DE DATOS ÚTILES Y MÉTODO PARA PREDECIR LA RESPUESTA AL TRATAMIENTO DEL CÁNCER COLORRECTAL

Otro aspecto de la invención se refiere a un método de obtención de datos útiles, de ahora en adelante primer método de la invención, para predecir o pronosticar la respuesta al tratamiento con quimioterapia en un individuo que se sospecha que padece cáncer colorrectal, o que ha sido diagnosticado de cáncer colorrectal, que comprende:

a) obtener una muestra biológica aislada que comprende células tumorales del individuo, y

b) detectar la cantidad de producto de expresión de cualquiera de los genes *AQP*, *CLEC3B*, *DCK*, *DEFA5*, *DNAJC3*, *FBLIM1*, *GAS7*, *IGFBP4*, *KSR1*, *LONP1*, *MTHFD1L*, *NAV1*, *NIPBL*, *PALM2*, *PCDHGC3*, *PROS1*, *RARA*, *RSF1*, *TENC1*, *TGFBR3*, *TRAK2*, *VSNL1*, *WHSC1L1*, *WWC2*, *FAF1*, *FBXO9*, *KIAA1033*, *N4BP2L1*, *SLC12A*, *STARD13* y *RB1CC1*, o cualquiera de sus combinaciones en la muestra aislada de (a).

Aunque la detección de la cantidad de producto de expresión de cualquiera de los genes, o de cualquiera de sus combinaciones, puede servir para predecir o pronosticar la respuesta al tratamiento con quimioterapia, en una realización preferida, la detección de la cantidad de producto de expresión de los genes del paso (b) se hace de manera simultánea.

En otra realización preferida el primer método de la invención además comprende:

c) comparar los niveles de expresión de los genes *AQP*, *CLEC3B*, *DCK*, *DEFA5*, *DNAJC3*, *FBLIM1*, *GAS7*, *IGFBP4*, *KSR1*, *LONP1*, *MTHFD1L*, *NAV1*, *NIPBL*, *PALM2*, *PCDHGC3*, *PROS1*, *RARA*, *RSF1*, *TENC1*, *TGFBR3*, *TRAK2*, *VSNL1*, *WHSC1L1*, *WWC2*, *FAF1*, *FBXO9*, *KIAA1033*, *N4BP2L1*, *SLC12A*, *STARD13* y *RB1CC1*, en la muestra obtenida en (a), con la cantidad de expresión detectada para dichos genes en una población de individuos de referencia de respuesta patológica conocida.

Otro aspecto de la invención se refiere a un método para predecir o pronosticar la respuesta al tratamiento con quimioterapia en un individuo que se sospecha que padece cáncer colorrectal, o que ha sido diagnosticado de cáncer colorrectal, de ahora en adelante segundo método de la invención, que comprende los pasos (a)-(c) del primer método de la invención, y además comprende:

d) incluir al individuo que presentan un nivel de expresión de los genes *AQP*, *CLEC3B*, *DCK*, *DEFA5*, *DNAJC3*, *FBLIM1*, *GAS7*, *IGFBP4*, *KSR1*, *LONP1*, *MTHFD1L*, *NAV1*, *NIPBL*, *PALM2*, *PCDHGC3*, *PROS1*, *RARA*, *RSF1*, *TENC1*, *TGFBR3*, *TRAK2*, *VSNL1*, *WHSC1L1*, *WWC2*, *FAF1*, *FBXO9*, *KIAA1033*, *N4BP2L1*, *SLC12A*, *STARD13* y *RB1CC1* significativamente superior a los niveles de expresión de los mismos genes en una población de referencia, en el grupo de individuos respondedores a la quimioterapia del cáncer colorrectal.

La Tabla 1 muestra los niveles de expresión obtenidos para dichos genes:

10

Tabla 1. Niveles de expresión en células tumorales de pacientes respondedores con cáncer colorrectal.

Nombre del Gen	Veces de cambio en su nivel de expresión (Fold change)	Descripción	Gene ID	Secuencias nucleotídicas	Secuencias aminoacídicas
AQP1	2,30	aquaporin 1	358	SEQ ID NO:1 - SEQ ID NO:4	SEQ ID NO:83 - SEQ ID NO:86
CLEC3B	3,06	C-type lectin domain family 3, member B	7123	SEQ ID NO:5	SEQ ID NO:87
DCK	1,85	deoxycytidine kinase	1633	SEQ ID NO:6 - SEQ ID NO:7	SEQ ID NO:88 - SEQ ID NO:89
DEFA5	3,03	defensin, alpha 5, Paneth cell-specific	1670	SEQ ID NO:49	SEQ ID NO:131
DNAJC3	2,68	DnaJ (Hsp40) homolog, subfamily C, member 3	5611	SEQ ID NO:50	SEQ ID NO:132
FBLIM1	1,93	filamin binding LIM protein 1	54751	SEQ ID NO:13 - SEQ ID NO:15	SEQ ID NO:95 - SEQ ID NO:97
GAS7	2,00	growth arrest-specific 7	8522	SEQ ID NO:16 - SEQ ID NO:19	SEQ ID NO:98 - SEQ ID NO:101
IGFBP4	1,74	insulin-like growth factor binding protein 4	3487	SEQ ID NO:20	SEQ ID NO:102
KSR1	2,00	kinase suppressor of ras 1	8844	SEQ ID NO:51	SEQ ID NO:133

Nombre del Gen	Veces de cambio en su nivel de expresión (Fold change)	Descripción	Gene ID	Secuencias nucleotídicas	Secuencias aminoacídicas
LONP1	1,74	lon peptidase 1, mitochondrial	9361	SEQ ID NO:52	SEQ ID NO:134
MTHFD1L	1,89	methylenetetrahydrofolate dehydrogenase (NADP+ dependent) 1-like	25902	SEQ ID NO:53 - SEQ ID NO:56	SEQ ID NO:135 - SEQ ID NO:138
NAV1	1,84	neuron navigator 1	89796	SEQ ID NO:21 - SEQ ID NO:22	SEQ ID NO:103 - SEQ ID NO:104
NIPBL	2,07	Nipped-B homolog	25836	SEQ ID NO:57 - SEQ ID NO:58	SEQ ID NO:139 - SEQ ID NO:140
PALM2	2,30	PALM2-AKAP2 readthrough	445815	SEQ ID NO:59 - SEQ ID NO:60	SEQ ID NO:141 - SEQ ID NO:142
PCDHGC3	1,99	protocadherin gamma subfamily C, 3	5098	SEQ ID NO:23 - SEQ ID NO:39	SEQ ID NO:105 - SEQ ID NO:121
PROS1	2,09	protein S (alpha)	5627	SEQ ID NO:8	SEQ ID NO:90
RARA	1,95	retinoic acid receptor, alpha	5914	SEQ ID NO:40 - SEQ ID NO:43	SEQ ID NO:122 - SEQ ID NO:125
RSF1	1,74	remodeling and spacing factor 1	51773	SEQ ID NO:44	SEQ ID NO:126
TENC1	1,92	tensin like C1 domain containing phosphatase (tensin 2)	23371	SEQ ID NO:45 - SEQ ID NO:47	SEQ ID NO:127 - SEQ ID NO:129
TGFBR3	2,22	transforming growth factor, beta receptor III	7049	SEQ ID NO:10 - SEQ ID NO:12	SEQ ID NO:92 - SEQ ID NO:94
TRAK2	2,33	trafficking protein, kinesin binding 2	66008	SEQ ID NO:48	SEQ ID NO:130
VSNL1	1,95	visinin-like 1	7447	SEQ ID NO:61	SEQ ID NO:143
WHSC1L1	2,17	Wolf-Hirschhorn syndrome candidate 1-like 1	54904	SEQ ID NO:9	SEQ ID NO:91
WWC2	1,91	WW and C2 domain	80014	SEQ ID NO:62	SEQ ID NO:144

Nombre del Gen	Veces de cambio en su nivel de expresión (Fold change)	Descripción	Gene ID	Secuencias nucleotídicas	Secuencias aminoacídicas
		containing 2			
FAF1	-1,01	Fas (TNFRSF6) associated factor	11124	SEQ ID NO:63	SEQ ID NO:145
FBXO9	-1,08	F-box protein 9	26268	SEQ ID NO:64 - SEQ ID NO:66	SEQ ID NO:146 - SEQ ID NO:148
KIAA1033	-1,11	WASH complex subunit 7	23325	SEQ ID NO:67	SEQ ID NO:149
N4BP2L1	-1,02	NEDD4 binding protein 2-like 1	90634	SEQ ID NO:68 - SEQ ID NO:69	SEQ ID NO:150 - SEQ ID NO:151
SLC12A	-1,03	Solute carrier family 12 (sodium/potassium/chloride transporters), member 2	6558	SEQ ID NO:70 - SEQ ID NO:74	SEQ ID NO:152 - SEQ ID NO:156
STARD13	-1,72	StAR-related lipid transfer (START) domain containing 13	90627	SEQ ID NO:75 - SEQ ID NO:80	SEQ ID NO:157 - SEQ ID NO:162
RB1CC1	-1,04	RB1-inducible coiled-coil 1	9821	SEQ ID NO:81 - SEQ ID NO:82	SEQ ID NO:162 - SEQ ID NO:164

En el contexto de la presente invención, los genes *AQP*, *CLEC3B*, *DCK*, *DEFA5*, *DNAJC3*, *FBLIM1*, *GAS7*, *IGFBP4*, *KSR1*, *LONP1*, *MTHFD1L*, *NAV1*, *NIPBL*, *PALM2*, *PCDHGC3*, *PROS1*, *RARA*, *RSF1*, *TENC1*, *TGFBR3*, *TRAK2*, *VSNL1*, *WHSC1L1*, *WWC2*, *FAF1*, *FBXO9*, *KIAA1033*, *N4BP2L1*, *SLC12A*, *STARD13* y *RB1CC1* se definen también por una

5 secuencia de nucleótidos o polinucleótido, que constituye la secuencia codificante de las proteínas recogidas respectivamente en las SEQ ID recogidas en la Tabla 1, y que comprendería a diversas variantes procedentes de:

a) moléculas de ácido nucleico que codifican un polipéptido que comprende la

10 secuencia aminoacídica de la SEQ ID recogidas en la Tabla 1,

b) moléculas de ácido nucleico cuya cadena complementaria híbrida con la secuencia polinucleotídica de a),

c) moléculas de ácido nucleico cuya secuencia difiere de a) y/o b) debido a la degeneración del código genético,

5 d) moléculas de ácido nucleico que codifican un polipéptido que comprende la secuencia aminoacídica con una identidad de al menos un 80%, un 90%, un 95%, un 98% o un 99% con las SEQ ID recogidas en la Tabla 1, respectivamente, y en las que el polipéptido codificado por dichos ácidos nucleicos posee la actividad y las características estructurales de las proteínas *AQP*, *CLEC3B*, *DCK*, *DEFA5*, *DNAJC3*, *FBLIM1*, *GAS7*, *IGFBP4*, *KSR1*, *LONP1*, *MTHFD1L*, *NAV1*, *NIPBL*, *PALM2*, *PCDHGC3*, *PROS1*, *RARA*, *RSF1*, *TENC1*, *TGFBR3*, *TRAK2*, *VSNL1*, *WHSC1L1*, *WWC2*, *FAF1*, *FBXO9*, *KIAA1033*, *N4BP2L1*,
10 *SLC12A*, *STARD13* y *RB1CC1*. Entre dichas moléculas de ácido nucleico se encuentra la recogida en las SEQ ID indicada en la Tabla1.

Los sujetos cuya respuesta se predice son sujetos humanos que se sospecha que padecen y/o que preferiblemente han sido diagnosticados con cáncer colorrectal preferentemente
15 pero no limitado a estadios avanzados de la enfermedad (estadio IV de la clasificación TNM). Los términos “individuo”, “sujeto humano”, “sujeto” y “paciente” se usan por tanto de manera indistinta en esta memoria descriptiva. El término “individuo”, tal y como se utiliza en la descripción, se refiere a animales, preferiblemente mamíferos, y más preferiblemente, humanos. El término “individuo” no pretende ser limitativo en ningún aspecto, pudiendo ser
20 éste de cualquier edad, sexo y condición física.

“Uno o más” tal como se usa también en la presente memoria descriptiva incluye uno y la especificación individualizada de cualquier número que sea más de uno, tal como dos, tres, cuatro, cinco, seis, etc. “Más de uno” o “algunos” tal como se usa en la presente memoria
25 descriptiva incluye la especificación individualizada de cualquier número que sea más de uno, tal como dos, tres, cuatro, cinco, seis, etc.

Los pasos (b) y/o (c) de los métodos descritos anteriormente pueden ser total o parcialmente automatizados, por ejemplo, por medio de un equipo robótico sensor para la detección de la
30 cantidad de producto de la expresión de los genes en el paso (b) o la comparación computarizada en el paso (c). Además de los pasos especificados anteriormente puede comprender otros pasos adicionales, por ejemplo relacionados con el pre-tratamiento de la muestra o la evaluación de los resultados obtenidos mediante estos métodos. Por ejemplo, el método para predecir la respuesta al tratamiento de un paciente con cáncer colorrectal,
35 puede incluir un paso adicional consistente en la generación de un informe sobre los

resultados del perfil génico del paciente, que incluya la probabilidad de respuesta al tratamiento de dicho paciente diagnosticado de cáncer colorrectal.

5 En una realización preferida de este aspecto de la invención la muestra biológica aislada de un individuo del paso (a) empleada para la determinación de los niveles de expresión de los genes *AQP*, *CLEC3B*, *DCK*, *DEFA5*, *DNAJC3*, *FBLIM1*, *GAS7*, *IGFBP4*, *KSR1*, *LONP1*, *MTHFD1L*, *NAV1*, *NIPBL*, *PALM2*, *PCDHGC3*, *PROS1*, *RARA*, *RSF1*, *TENC1*, *TGFBR3*, *TRAK2*, *VSNL1*, *WHSC1L1*, *WWC2*, *FAF1*, *FBXO9*, *KIAA1033*, *N4BP2L1*, *SLC12A*, *STARD13* y *RB1CC1* se obtiene del tejido tumoral colorrectal del paciente.

10

Los estudios de los autores de la presente invención han permitido obtener información sobre los patrones de expresión de genes en pacientes afectados de cáncer colorrectal respondedores al tratamiento frente a sujetos no respondedores. Esto ha permitido obtener un modelo de las modificaciones significativas que definen la sensibilidad al tratamiento de

15 quimioterapia en este tipo de patología.

La detección de la cantidad del producto de expresión de los genes puede realizarse por cualquier medio conocido en el estado de la técnica. Los autores de la presente invención han demostrado que la detección de la cantidad o la concentración de estos productos de

20 expresión de manera semicuantitativa o cuantitativa permiten diferenciar entre el individuo con cáncer colorrectal respondedor y el individuo no respondedor. La cantidad del producto de expresión de los genes detectada podría establecer un perfil diferencial en individuos afectados por cáncer de colorrectal, que permite subclasificarlos en función de su sensibilidad a la quimioterapia.

25

La medida de la cantidad o la concentración, preferiblemente de manera semicuantitativa o cuantitativa, puede ser llevada a cabo de manera directa o indirecta. La medida directa se refiere a la medida de la cantidad o la concentración del producto de expresión de los genes, basada en una señal que se obtiene directamente de los transcritos de dichos genes, o de

30 las proteínas a las que se traducen, y que está correlacionada directamente con el número de moléculas de RNA o de proteínas producidas por los genes. Dicha señal a la que también podemos referirnos como señal de intensidad – puede obtenerse, por ejemplo, midiendo un valor de intensidad de una propiedad química o física de dichos productos. La medida indirecta incluye la medida obtenida de un componente secundario o un sistema de

35 medida biológica (por ejemplo la medida de respuestas celulares, ligandos, “etiquetas” o productos de reacción enzimática).

- El término “cantidad”, tal y como se utiliza en la descripción, se refiere pero no se limita, a la cantidad absoluta o relativa de los productos de expresión de los genes, así como a cualquier otro valor o parámetro relacionado con los mismos o que pueda derivarse de éstos. Dichos valores o parámetros comprenden valores de intensidad de la señal obtenidos a partir de cualquiera de las propiedades físicas o químicas de dichos productos de expresión obtenidos mediante medida directa. Adicionalmente, dichos valores o parámetros incluyen todos aquellos obtenidos mediante medida indirecta, por ejemplo, cualquiera de los sistemas de medida descritos en otra parte del presente documento.
- El término “comparación”, tal y como se utiliza en la descripción, se refiere pero no se limita, a la comparación de la cantidad de los productos de expresión de los genes *AQP*, *CLEC3B*, *DCK*, *DEFA5*, *DNAJC3*, *FBLIM1*, *GAS7*, *IGFBP4*, *KSR1*, *LONP1*, *MTHFD1L*, *NAV1*, *NIPBL*, *PALM2*, *PCDHGC3*, *PROS1*, *RARA*, *RSF1*, *TENC1*, *TGFBR3*, *TRAK2*, *VSNL1*, *WHSC1L1*, *WWC2*, *FAF1*, *FBXO9*, *KIAA1033*, *N4BP2L1*, *SLC12A*, *STARD13* y *RB1CC1* de la muestra biológica a analizar, también llamada muestra biológica problema, con una cantidad de los productos de expresión de los genes *AQP*, *CLEC3B*, *DCK*, *DEFA5*, *DNAJC3*, *FBLIM1*, *GAS7*, *IGFBP4*, *KSR1*, *LONP1*, *MTHFD1L*, *NAV1*, *NIPBL*, *PALM2*, *PCDHGC3*, *PROS1*, *RARA*, *RSF1*, *TENC1*, *TGFBR3*, *TRAK2*, *VSNL1*, *WHSC1L1*, *WWC2*, *FAF1*, *FBXO9*, *KIAA1033*, *N4BP2L1*, *SLC12A*, *STARD13* y *RB1CC1* de una o varias muestras de referencia deseable descrita en otra parte de la presente descripción. La muestra de referencia puede ser analizada, por ejemplo, simultánea o consecutivamente, junto con la muestra biológica problema. La comparación descrita en el apartado (c) del método de la presente invención puede ser realizada manualmente o asistida por ordenador.
- Los productos de expresión de los genes van a dar un determinado perfil de expresión génica. Se entiende por “perfil de expresión génica” el perfil génico obtenido tras la cuantificación del ARNm y/o de proteína producida por los genes de interés o biomarcadores, es decir, por los genes *AQP*, *CLEC3B*, *DCK*, *DEFA5*, *DNAJC3*, *FBLIM1*, *GAS7*, *IGFBP4*, *KSR1*, *LONP1*, *MTHFD1L*, *NAV1*, *NIPBL*, *PALM2*, *PCDHGC3*, *PROS1*, *RARA*, *RSF1*, *TENC1*, *TGFBR3*, *TRAK2*, *VSNL1*, *WHSC1L1*, *WWC2*, *FAF1*, *FBXO9*, *KIAA1033*, *N4BP2L1*, *SLC12A*, *STARD13* y *RB1CC1*, en una muestra biológica aislada. El perfil de expresión de los genes se realiza, preferiblemente, determinando el nivel de ARNm derivado de su transcripción, previa extracción del ARN total presente en la muestra biológica aislada, lo cual puede realizarse mediante protocolos conocidos en el estado de la técnica. La determinación del nivel de ARNm derivado de la transcripción de los genes *AQP*, *CLEC3B*, *DCK*, *DEFA5*, *DNAJC3*, *FBLIM1*, *GAS7*, *IGFBP4*, *KSR1*, *LONP1*, *MTHFD1L*,

NAV1, NIPBL, PALM2, PCDHGC3, PROS1, RARA, RSF1, TENC1, TGFBR3, TRAK2, VSNL1, WHSC1L1, WWC2, FAF1, FBXO9, KIAA1033, N4BP2L1, SLC12A, STARD13 y RB1CC1, puede realizarse, por ejemplo, aunque sin limitarnos, mediante amplificación por reacción en cadena de la polimerasa (PCR), retrotranscripción en combinación con la reacción en cadena de la polimerasa (RT-PCR), RT-PCR cuantitativa, retrotranscripción en combinación con la reacción en cadena de la ligasa (RT-LCR), o cualquier otro método de amplificación de ácidos nucleicos; análisis en serie de la expresión génica (SAGE, SuperSAGE); chips de ADN elaborados con oligonucleótidos depositados por cualquier mecanismo; microarrays de ADN elaborados con oligonucleótidos sintetizados *in situ* mediante fotolitografía o por cualquier otro mecanismo; hibridación *in situ* utilizando sondas específicas marcadas con cualquier método de marcaje; mediante geles de electroforesis; mediante transferencia a membrana e hibridación con una sonda específica; mediante resonancia magnética nuclear o cualquier otra técnica de diagnóstico por imagen utilizando nanopartículas paramagnéticas o cualquier otro tipo de nanopartículas detectables funcionalizadas con anticuerpos o por cualquier otro medio. El perfil de expresión génica también podría obtenerse mediante la detección y/o cuantificación de las proteínas producto de la traducción del ARNm derivado de la transcripción de los genes *AQP, CLEC3B, DCK, DEFA5, DNAJC3, FBLIM1, GAS7, IGFBP4, KSR1, LONP1, MTHFD1L, NAV1, NIPBL, PALM2, PCDHGC3, PROS1, RARA, RSF1, TENC1, TGFBR3, TRAK2, VSNL1, WHSC1L1, WWC2, FAF1, FBXO9, KIAA1033, N4BP2L1, SLC12A, STARD13 y RB1CC1*, mediante por ejemplo, pero sin limitarnos, inmunodetección por western blot. La detección cuantitativa de la expresión de los genes *AQP, CLEC3B, DCK, DEFA5, DNAJC3, FBLIM1, GAS7, IGFBP4, KSR1, LONP1, MTHFD1L, NAV1, NIPBL, PALM2, PCDHGC3, PROS1, RARA, RSF1, TENC1, TGFBR3, TRAK2, VSNL1, WHSC1L1, WWC2, FAF1, FBXO9, KIAA1033, N4BP2L1, SLC12A, STARD13 y RB1CC1* y puede realizarse más preferiblemente mediante PCR en tiempo real (RT-PCR ó RTqPCR). La detección en tiempo real de los productos amplificados puede llevarse a cabo mediante la utilización de moléculas fluorescentes que se intercalan en el ADN de cadena doble o mediante hibridación con diferentes tipos de sondas.

30

Por tanto, en otra realización preferida de la invención la determinación del nivel de expresión de los genes no necesita limitarse de manera particular y se puede seleccionar a partir de un procedimiento de perfilado génico, tal como una micromatriz y/o un procedimiento que comprenda la PCR (reacción en cadena de la polimerasa), tal como la PCR en tiempo real; y/o la transferencia Northern.

35

Más preferentemente, la detección del producto de expresión de los genes *AQP*, *CLEC3B*, *DCK*, *DEFA5*, *DNAJC3*, *FBLIM1*, *GAS7*, *IGFBP4*, *KSR1*, *LONP1*, *MTHFD1L*, *NAV1*, *NIPBL*, *PALM2*, *PCDHGC3*, *PROS1*, *RARA*, *RSF1*, *TENC1*, *TGFBR3*, *TRAK2*, *VSNL1*, *WHSC1L1*, *WWC2*, *FAF1*, *FBXO9*, *KIAA1033*, *N4BP2L1*, *SLC12A*, *STARD13* y *RB1CC1* se realiza mediante PCR cuantitativa a tiempo real y se expresa como $-\Delta\Delta Ct$. La PCR cuantitativa en tiempo real (RQ-PCR) es una técnica de cuantificación de la expresión génica sensible y reproducible que se puede usar de manera particular para la expresión del perfil génico en células y tejidos. Se puede usar cualquier procedimiento para la evaluación de los resultados de la RT-PCR y se puede preferir el procedimiento $\Delta\Delta Ct$. El procedimiento $\Delta\Delta Ct$ se describe en detalle en Livak y col. (*Methods* 2001, 25, 402-408). (Ct = Valores umbral del ciclo). Cuando se lleva la presente invención a la práctica, se deberá usar preferiblemente el procedimiento $\Delta\Delta Ct$ tal como describen Livak y col. (*Methods* 2001, 25:402-408). El procedimiento $\Delta\Delta Ct$ implicará una "muestra del control" y una "muestra del sujeto". La "muestra del sujeto" es una muestra procedente del sujeto que se va a analizar. Por cada muestra, se incluyen un gen diana (aquí: el gen de interés) y un gen endógeno del control (tal como se describe a continuación) para la amplificación de la PCR a partir de alícuotas (normalmente diluciones en serie). Normalmente se usan varias réplicas de cada concentración diluida para derivar la eficacia de la amplificación. La eficacia de la amplificación de la PCR se puede definir como el porcentaje de amplificación (de 0 a 1). Durante la reacción de la qPCR, un software mide normalmente el número de ciclos de cada muestra en el cual la fluorescencia cruza una línea arbitraria (indicadora de la amplificación de la PCR), el umbral. Este punto de cruce es el valor Ct. Muestras más diluidas cruzarán a valores Ct posteriores. Para cuantificar la expresión génica de un gen particular, se resta el Ct de un ácido nucleico procedente del gen de interés al Ct del ácido nucleico procedente del control endógeno en la misma muestra para normalizar la variación en la cantidad y calidad del ARN entre diferentes muestras y obtener la expresión relativa (con respecto al control endógeno) de cada una de las muestras, la "muestra del sujeto" y la "muestra del control". Opcionalmente, esto se lleva a cabo por duplicado, triplicado, cuadruplicado y de manera similar, respectivamente. Se puede obtener de manera adecuada un valor ΔCt del control calculando el promedio de los valores ΔCt obtenidos a partir de muestras de un grupo del control de varios individuos con los cuales se van a comparar los valores de la "muestra del sujeto". El grupo del control (del cual se calcula el valor promedio) consiste en los individuos adecuados a los respectivos fines (de comparación). La persona experta aprenderá de esta divulgación que un grupo de control adecuado es para un fin concreto. En una realización particular, la presente invención se puede llevar a la práctica omitiendo la determinación del valor ΔCt del grupo del control, es decir, determinar (solo) el valor ΔCt de

la "muestra del sujeto" y a continuación comparando posteriormente este con el respectivo valor ΔCt promedio del control indicado en los ejemplos.

5 En otra realización aun mas preferida de este aspecto de la invención la detección del producto de expresión de los genes *AQP*, *CLEC3B*, *DCK*, *DEFA5*, *DNAJC3*, *FBLIM1*, *GAS7*, *IGFBP4*, *KSR1*, *LONP1*, *MTHFD1L*, *NAV1*, *NIPBL*, *PALM2*, *PCDHGC3*, *PROS1*, *RARA*, *RSF1*, *TENC1*, *TGFBR3*, *TRAK2*, *VSNL1*, *WHSC1L1*, *WWC2*, *FAF1*, *FBXO9*, *KIAA1033*, *N4BP2L1*, *SLC12A*, *STARD13* y *RB1CC1* se realiza mediante microarrays.

10 La cantidad de referencia se obtiene a partir de los valores de expresión constitutiva de los genes, en un grupo de individuos sanos, o de la expresión de los genes en el grupo de individuos antes de ser sometidos al tratamiento.

15 La cantidad de referencia será, por ejemplo, en el caso de la diferenciación entre los pacientes afectados por cáncer colorrectal respondedores al tratamiento, la expresión constitutiva del gen en un grupo control de individuos no respondedores.

20 Por otro lado, la muestra o muestras de referencia pueden ser, por ejemplo, obtenidas a partir de tejido tumoral de un paciente con cáncer colorrectal que no respondió al tratamiento.

25 En otra realización preferida de este aspecto de la presente invención, la cantidad de referencia se obtiene a partir de una muestra de referencia. La cantidad de referencia puede obtenerse también, por ejemplo, de los límites de distribución normal de una cantidad encontrada en muestras obtenidas de una población de individuos con cáncer colorrectal no respondedores, mediante técnicas estadísticas bien conocidas. En otra realización preferida, la muestra de referencia se obtiene de los pacientes antes y después del tratamiento. Por tanto, una realización preferida de este aspecto de la invención, comprende realizar al menos dos veces la secuencia de pasos (a) – (b) del método de la invención, en
30 muestras biológicas procedentes de un mismo individuo, y aisladas en momentos diferentes. Más preferiblemente, las muestras se obtienen antes y después del tratamiento.

35 Los inventores han demostrado que los niveles de expresión de uno o más de estos genes pueden ser indicativos de la respuesta de un sujeto al tratamiento. En una realización preferida de este aspecto de la invención, la respuesta es una reducción significativa de la carga tumoral evaluada por criterios radiológicos objetivos estándar universales (criterios

RECIST). En una realización alternativa, la respuesta es un resultado clínico, tal como la supervivencia exenta de progresión tumoral.

5 La evaluación de la respuesta completa y/o la respuesta parcial es un factor importante para determinar el estado de un paciente individual. De esta manera, es necesario estimar la carga total del tumor en el valor inicial y usar ésta como elemento comparador para las posteriores medidas que se llevan a cabo normalmente de acuerdo a los criterios RECIST (versión 1.1), Eisenhauer *et al.*, 2009. *Eur. J. Cancer*, 45 (228–247), definidos de la siguiente manera:

10 1. Respuesta Completa (RC): Desaparición de todas las evidencias medibles y evaluables de la enfermedad

2. Respuesta Parcial (RP): Al menos una disminución del 30% en la suma de diámetros de las lesiones diana, tomando como referencia el valor inicial de la suma de diámetros.

15 3. Enfermedad Progresiva (EP): Al menos un aumento del 20% en la suma de diámetros de las lesiones diana, tomando como referencia la suma más pequeña en el estudio (esto incluye el valor inicial de la suma si este es el más pequeño del estudio). Además del aumento relativo del 20%, la suma debe también demostrar un aumento absoluto de al menos 5 mm. (Nota: la aparición de una o más nuevas lesiones se considera también progresión).

20 4. Enfermedad Estable (EE): Ni una disminución suficiente para calificarla como RP ni un aumento suficiente para calificarla como EP.

A lo largo de la presente invención, los términos RC, RP, EP y EE se definen de acuerdo con las definiciones 1 a 4 anteriores tomadas de las Directrices RECIST revisadas de Eisenhauer *et al.*, 2009. *Eur. J. Cancer*, 45 228–247.

En otra realización preferida, el tratamiento neoadyuvante comprende el uso de radioterapia. En otra realización aun más preferida, dicho tratamiento comprende la administración de quimioterapia con compuestos de tipo fluoropirimidina y un agente adicional.

30 La quimioterapia, la respuesta a la cual se va a prever, comprende esquemas de quimioterapia estándar en el tratamiento del cáncer colorrectal, esquemas basados en fluoropirimidinas. Se entiende la quimioterapia como el tratamiento del cáncer con un fármaco antineoplásico o con una combinación de dichos fármacos. Sin pretender estar vinculado a ninguna teoría particular, se entiende que la quimioterapia actúa normalmente

eliminando células que se dividen rápidamente, lo que es una de las propiedades principales de la mayor parte de células cancerosas. Para el tratamiento de los pacientes de cáncer colorrectal, la quimioterapia comprende preferiblemente la administración de fluoropirimidinas, que se piensa que actúan como antimetabolitos. Los ejemplos de compuestos de fluoropirimidina son la capecitabina, la floxuridina, y el fluorouracilo (5-FU), que es el más preferido en la presente invención. Dicha fluoropirimidina se puede administrar sola o en combinación con un agente adicional, siendo la poliquimioterapia en general más eficaz aunque también más tóxica. El agente adicional puede ser una molécula capaz de interactuar con el ADN, tal como en la inhibición de la síntesis de ADN y/o en prevenir el desenrollado del ADN. En una realización preferida de la presente invención, la quimioterapia puede comprender la administración de oxaliplatino y fluoropirimidina, o de irinotecán y fluoropirimidina. Se piensa que la citotoxicidad del oxaliplatino (documento US 4.169.846) da como resultado la inhibición de la síntesis del ADN en células cancerosas. Los estudios *in vivo* han mostrado que oxaliplatino presenta actividad antitumoral frente al carcinoma de colon por su efecto citotóxico (no dirigidos). Irinotecán por otra parte es un análogo semisintético del alcaloide natural camptotecina, que se piensa que actúa evitando el desenrollado del ADN mediante la inhibición de la topoisomerasa 1. De esta manera, oxaliplatino e irinotecán se piensa que ejercen su función interviniendo con el ADN.

Por lo tanto, en una realización aún mas preferida, la quimioterapia es una terapia que comprende la administración de compuestos basados en platino, compuestos inhibidores de la topoisomerasa I, un compuesto análogo de pirimidina, o cualquiera de sus combinaciones. Más preferiblemente, el compuesto basado en platino es el oxaliplatino, el inhibidor de la topoisomerasa I es el irinotecan, y el análogo de pirimidina es el 5-fluorouracilo.

Otro aspecto de la invención se refiere a un método para el seguimiento de la evolución del cáncer colorrectal en un individuo, de ahora en adelante tercer método de la invención, que comprende realizar al menos dos veces la secuencia de pasos (a) – (b) según el primer o el segundo método de la invención, en muestras biológicas procedentes de un mismo individuo, y aisladas en momentos diferentes.

KIT DE LA INVENCION

Otro aspecto de la presente invención se refiere a un kit o dispositivo, de aquí en adelante kit o dispositivo de la invención, que comprende los elementos necesarios para analizar la

cantidad del producto de expresión de los genes *AQP*, *CLEC3B*, *DCK*, *DEFA5*, *DNAJC3*, *FBLIM1*, *GAS7*, *IGFBP4*, *KSR1*, *LONP1*, *MTHFD1L*, *NAV1*, *NIPBL*, *PALM2*, *PCDHGC3*, *PROS1*, *RARA*, *RSF1*, *TENC1*, *TGFBR3*, *TRAK2*, *VSNL1*, *WHSC1L1*, *WWC2*, *FAF1*, *FBXO9*, *KIAA1033*, *N4BP2L1*, *SLC12A*, *STARD13* y *RB1CC1*.

5

El kit se basa en el poder predictivo del procedimiento de la presente invención. Tal como se ha mencionado anteriormente, el valor indicador de referencia para la falta de respuesta de cada gen concreto se puede determinar antes de llevar a cabo el procedimiento de la presente invención. En el caso particular del kit, se pueden proporcionar con el valor
10 indicador de referencia para la falta de respuesta (y/o un valor de referencia indicador para la respuesta). Con la ayuda del kit, se puede calcular la expresión de cada gen, es decir, con respecto a las muestras de control ejemplificadas anteriormente. El control puede de esta manera estar comprendido también en el kit.

15 El kit de la invención más preferiblemente comprende los medios necesarios para comparar la cantidad detectada en el paso (b) con una cantidad de referencia. Dicho kit puede contener todos aquellos reactivos necesarios para analizar la cantidad del producto de expresión de los genes *AQP*, *CLEC3B*, *DCK*, *DEFA5*, *DNAJC3*, *FBLIM1*, *GAS7*, *IGFBP4*, *KSR1*, *LONP1*, *MTHFD1L*, *NAV1*, *NIPBL*, *PALM2*, *PCDHGC3*, *PROS1*, *RARA*, *RSF1*,
20 *TENC1*, *TGFBR3*, *TRAK2*, *VSNL1*, *WHSC1L1*, *WWC2*, *FAF1*, *FBXO9*, *KIAA1033*, *N4BP2L1*, *SLC12A*, *STARD13* y *RB1CC1* por medio de cualquiera de los métodos descritos anteriormente en este documento. El kit además puede incluir, sin ningún tipo de limitación, tampones, agentes para prevenir la contaminación, inhibidores de la degradación de las proteínas, etc. Por otro lado el kit puede incluir todos los soportes y recipientes necesarios
25 para su puesta en marcha y optimización. Preferiblemente, el kit comprende además las instrucciones para llevar a cabo cualquiera de los métodos de la invención.

Más preferiblemente, el kit o dispositivo de la invención comprende los cebadores y sondas obtenidos de las secuencias de los genes de la invención, tal y como también se encuentran en la Tabla 1. Puesto que un solo gen puede ser útil para predecir o pronosticar la respuesta
30 al tratamiento en pacientes con cáncer colorrectal, el kit puede contener la/s sonda/s y cebadores útiles para cuantificar la expresión de dicho gen, o cualquiera de las combinaciones de los genes *AQP*, *CLEC3B*, *DCK*, *DEFA5*, *DNAJC3*, *FBLIM1*, *GAS7*, *IGFBP4*, *KSR1*, *LONP1*, *MTHFD1L*, *NAV1*, *NIPBL*, *PALM2*, *PCDHGC3*, *PROS1*, *RARA*, *RSF1*, *TENC1*, *TGFBR3*, *TRAK2*, *VSNL1*, *WHSC1L1*, *WWC2*, *FAF1*, *FBXO9*, *KIAA1033*,
35 *N4BP2L1*, *SLC12A*, *STARD13* y *RB1CC1*.

En realizaciones particulares, el kit se selecciona entre (a) un kit adecuado para la PCR, (b) un kit adecuado para la Transferencia Northern Blot y (c) un kit adecuado para los análisis de micromatriz. Se pueden combinar cualquiera de dos o más de estas realizaciones, de tal manera que el kit puede comprender, por ejemplo, ambos de (a) y (c).

5

En el caso de (a) un kit adecuado para la PCR, esta PCR es normalmente la PCR cuantitativa en tiempo real PCR (RQ-PCR), una técnica de cuantificación de la expresión génica sensible y reproducible. En este caso se desea que el kit comprenda adicionalmente cebadores y sondas y oligonucleótido(s) del kit. Estos reactivos pueden estar comprendidos

10

opcionalmente en el kit.

Una Transferencia Northern implica el uso de electroforesis para separar las muestras de ARN por tamaño y la posterior detección con un(os) oligonucleótido(s) (sonda de hibridación) complementaria con (parte de) la secuencia diana del ARN de interés.

15

Es también posible que el(los) oligonucleótido(s) estén inmovilizados en manchas sobre una superficie (preferiblemente sólida). En una de sus realizaciones, el kit comprende una micromatriz. Una micromatriz de ARN es una matriz sobre un sustrato sólido (normalmente un porta de vidrio o una celda de una película fina de silicio) que evalúa grandes cantidades

20

de diferentes ARN que son detectables mediante sondas específicas inmovilizadas sobre manchas sobre un sustrato sólido. Cada mancha contiene una secuencia específica de ácido nucleico, normalmente una secuencia de ADN, como sondas (o indicadores). Aunque el número de manchas no está limitado de manera alguna, existe una realización preferida en la que la micromatriz se personaliza para los procedimientos de la invención. En una

25

MICROARRAY DE LA INVENCION

Por tanto, otro aspecto de la invención se refiere a un microarray, de ahora en adelante

30

microarray de la invención, que comprende oligonucleótidos o microarreglos de canal único diseñados a partir de una secuencia conocida o un ARNm de los genes *AQP*, *CLEC3B*, *DCK*, *DEFA5*, *DNAJC3*, *FBLIM1*, *GAS7*, *IGFBP4*, *KSR1*, *LONP1*, *MTHFD1L*, *NAV1*, *NIPBL*, *PALM2*, *PCDHGC3*, *PROS1*, *RARA*, *RSF1*, *TENC1*, *TGFBR3*, *TRAK2*, *VSNL1*, *WHSC1L1*, *WWC2*, *FAF1*, *FBXO9*, *KIAA1033*, *N4BP2L1*, *SLC12A*, *STARD13* y *RB1CC1*. Más

35

preferiblemente, la secuencia de los genes *AQP*, *CLEC3B*, *DCK*, *DEFA5*, *DNAJC3*, *FBLIM1*, *GAS7*, *IGFBP4*, *KSR1*, *LONP1*, *MTHFD1L*, *NAV1*, *NIPBL*, *PALM2*, *PCDHGC3*, *PROS1*,

RARA, RSF1, TENC1, TGFBR3, TRAK2, VSNL1, WHSC1L1, WWC2, FAF1, FBXO9, KIAA1033, N4BP2L1, SLC12A, STARD13 y RB1CC1 es la secuencia nucleotídica indicada para cada uno de ellos en la Tabla 1, respectivamente.

5 El uso del kit no está particularmente limitado, aunque se prefiere su uso en cualquiera de los métodos de la invención o en cualquiera de sus realizaciones. Así pues, otro aspecto de la invención se refiere al uso del kit o dispositivo de la invención para la obtención de datos útiles para el pronóstico o la predicción de la respuesta a la quimioterapia neoadyuvante en individuos con cáncer colorrectal.

10 Otro aspecto de la invención se refiere a un medio de almacenamiento legible por un ordenador que comprende instrucciones de programa capaces de hacer que un ordenador lleve a cabo los pasos de cualquiera de los métodos de la invención (del primer, el segundo o el tercer método de la invención).

15 Otro aspecto de la invención se refiere a una señal transmisible que comprende instrucciones de programa capaces de hacer que un ordenador lleve a cabo los pasos de cualquiera de los métodos de la invención.

20 Los términos "polinucleótido" y "ácido nucleico" se usan aquí de manera intercambiable, refiriéndose a formas poliméricas de nucleótidos de cualquier longitud, tanto ribonucleótidos (ARN ó RNA) como desoxiribonucleótidos (ADN ó DNA). Los términos "secuencia aminoacídica", "péptido", "oligopéptido", "polipéptido" y "proteína" se usan aquí de manera intercambiable, y se refieren a una forma polimérica de aminoácidos de cualquier longitud, que pueden ser codificantes o no codificantes, química o bioquímicamente modificados.

25 A lo largo de la descripción y las reivindicaciones la palabra "comprende" y sus variantes no pretenden excluir otras características técnicas, aditivos, componentes o pasos. Para los expertos en la materia, otros objetos, ventajas y características de la invención se desprenderán en parte de la descripción y en parte de la práctica de la invención. Los siguientes ejemplos y dibujos se proporcionan a modo de ilustración, y no se pretende que
30 sean limitativos de la presente invención.

BREVE DESCRIPCIÓN DE LAS FIGURAS

35 Con objeto de ayudar a una mejor comprensión de las características del invento de acuerdo con un ejemplo preferente de realización práctica del mismo y para complementar esta

descripción, se acompaña como parte integrante de la misma un juego de dibujos, cuyo carácter es ilustrativo y no limitativo. En estas figuras:

Figura 1. Análisis cluster jerárquico supervisado que muestra los genes diferencialmente expresados en pacientes que lograron una respuesta objetiva a la quimioterapia (Si: RC y RP; azul) frente a pacientes que no responden a la quimioterapia (No: EE o EP; rojo). Los genes en rojo indican sobreexpresión, verde indica infraexpresión.

Figura 2. Análisis cluster jerárquico supervisado que muestra los genes expresados diferencialmente en paciente que lograron una supervivencia libre de progresión (SLP) mayor que la media de tiempo de SLP (Si; azul) frente a pacientes SLP menor que la media (No; rojo). Los genes en rojo indican sobreexpresión, verde indica infraexpresión.

Figura 3. Valores medios ΔCt de genes validados en pacientes con respuesta objetiva a la quimioterapia (si) frente a no respondedores (No). *valor de $p < 0.05$. **valor de $p < 0.01$. ***valor de $p < 0.001$. Los datos derivados de RT-qPCR son presentados como valores ΔCt con valores más altos para la menor expresión de ARN.

Figura 4. El resultado clínico considerando la supervivencia libre de progresión (SLP) de pacientes por los niveles de expresión génica. La línea negra sólida representa a los pacientes con mayor nivel de expresión génica (sobre la media). La línea negra discontinua representa a los pacientes con menos niveles de expresión génica.

Figura 5. Los valores medios ΔCt de genes validados en pacientes con supervivencia libre de progresión (SLP) mayor que la media (11.53 meses) [Si] comparados con los pacientes con menor SLP [No]. *valor- $p < 0.05$; **valor $p < 0.01$; ***valor- $p < 0.001$. Los datos derivados de la RT-qPCR están representados como valores ΔCt , con mayores valores para menos expresión de ARN.

30 EJEMPLOS DE LA INVENCION

A continuación se ilustrará la invención mediante unos ensayos realizados por los inventores, que pone de manifiesto la especificidad y efectividad de los métodos de la invención para obtener datos útiles en la predicción de la respuesta al tratamiento de dicha enfermedad.

Materiales y métodos

El protocolo del estudio ha sido aprobado por los comités éticos de los centros participantes y con un formulario de consentimiento por escrito de todos los pacientes. Se utilizaron un total de 159 tumores de pacientes diagnosticados con CCR avanzado, como *training* (formación) (n=40) y validación (n=119). Las muestras que cumplían los siguientes criterios fueron incluidas en el estudio: (1) diagnóstico primario confirmado de CCR; (2) los pacientes fueron tratados con al menos una línea de quimioterapia para la enfermedad avanzada y la respuesta fue evaluada; (3) tejidos adecuados congelados disponibles para ensayos moleculares (se requiere una proporción de células tumorales >50%). El conjunto de formación consistía en 40 muestras de CCR procedentes del Hospital Marqués de Valdecilla, Santander, España. El conjunto de validación consistía en 119 muestras procedentes de 4 hospitales diferentes (Hospital Virgen del Rocío de Sevilla (España), Hospital Virgen de la Victoria de Málaga (España), Hospital Virgen de la Merced de Osuna (España) y Hospital Marqués de Valdecilla de Santander (España), y se incluyeron 86 muestra tumorales (40 procedentes del conjunto de formación y 46 de pacientes de CCR recién tratados) y 33 muestras de tejido normal de pacientes con CCR fueron usadas como controles. La distribución de las características demográficas y clínico-patológicas de las cohortes iniciales y de validación se presenta en la Tabla 2, y las características histológicas de las muestras tumorales están esbozadas en la Tabla 3. No se encontraron diferencias significativas entre ambos grupos.

Tabla 2. Datos demográficos, características clínicas y tratamiento en los conjuntos de formación y validación.

	Conjunto de Formación (n=40)	Conjunto de Validación (n=86)	
Características	N (%)	N (%)	P
Edad (años)			0,417
• Mediana (rango)	61 (47-79)	65 (42-80)	
Sexo			1,00
• Femenino	16 (40)	33 (38,4)	
• Masculino	24 (60)	53 (61,6)	
Metástasis en el diagnóstico			0,625
• Sí	34 (85)	69 (80,3)	
• No	6 (15)	17 (19,7)	
<u>Metástasis / enfermedad avanzada</u>			
Estado funcional			0,306
• 0-1	40 (100)	82 (95,3)	
• 2	0 (0)	4 (4,7)	
Parámetros de laboratorio (Mediana (rango))			
• CEA (ng/mL)	62,5 (1-4007)	28 (1-1448)	
• Hemoglobina (g/dL)	12 (2-15)	12 (2-15)	
• Alcalinofosfatasa (UI/L)	107 (48-620)	96 (43-16189)	
• Lactatodehidrogenasa (UI/L)	441 (273-2692)	355 (109-2692)	
<u>Regímenes de quimioterapia (CT) iniciales</u>			
Quimioterapia basada en Oxaliplatino			
• Oxaliplatino+FP	18 (45)	39 (45,4)	
• Oxaliplatino+FP+AntiEGFR	8 (20)	14 (16,3)	
• Oxaliplatino+FP+AntiEGFR/AntiVEGFR	9 (22,5)	14 (16,3)	
Quimioterapia basada en Irinotecan			
• Irinotecan+FP	0 (0)	9 (10,5)	
• Irinotecan+FP+AntiEGFR	0 (0)	1 (1,2)	

	Conjunto de Formación (n=40)	Conjunto de Validación (n=86)	
<ul style="list-style-type: none"> Irinotecan+FP+AntiEGFR+AntiEGFR/AntiVEGFR 	0 (0)	1 (1,2)	
Triple (Oxaliplatino+ Irinotecan+FP)	5 (12,5)	4 (4,6)	
Sólo FP	0 (0)	3 (3,4)	
<u>Respuesta</u>			
Respuesta del tumor a la CT inicial			0,441
<ul style="list-style-type: none"> Sí (CR+PR) 	25 (62,5)	46 (53,5)	
<ul style="list-style-type: none"> No (SD+PD) 	15 (37,5)	40 (46,5)	
Progresión del tumor después de la CT inicial			0,068
<ul style="list-style-type: none"> Sí 	27 (67,5)	71 (82,6)	
<ul style="list-style-type: none"> No 	13 (32,5)	15 (17,4)	
Tratamiento quirúrgico de la recidiva o metástasis con resección completa			0,378
<ul style="list-style-type: none"> Sí 	12 (30)	19 (22,1)	
<ul style="list-style-type: none"> No 	28 (70)	67 (77,9)	
<u>Resultado</u>			
Seguimiento de los pacientes vivo (meses)			0,586
<ul style="list-style-type: none"> Mediana (rango) 	31.9 (12.9-77-57)	30.8 (5.50-77.57)	
Estado del paciente en el último contacto			
<ul style="list-style-type: none"> Muerto 	17 (42,5)	49 (57)	
<ul style="list-style-type: none"> Vivo con tumor 	22 (55)	31 (36)	
<ul style="list-style-type: none"> Vivo sin tumor 	1 (2,5)	6 (7)	
<p><i>CEA: antígeno carcinoembrionario; EGFR: receptor del factor de crecimiento epidermal; VEGF: factor de crecimiento endotelial vascular; VEGFR: receptor del factor de crecimiento endotelial vascular; FP: fluoropirimidinas; CR: respuesta completa; PR: respuesta parcial; SD: estabilidad de la enfermedad; PD: progresión de la enfermedad.</i></p>			

Tabla 3. Características de los tumores en los conjuntos de formación y validación.

	Conjunto de Formación (n=40)	Conjunto de Validación (n=86)	
Características	N (%)	N (%)	P
<u>Tipo de muestra</u>			
• Pieza quirúrgica	38 (95)	85 (98,8)	
• Biopsia endoscópica	1 (2,5)	1 (1,2)	
• Otros	1 (2,5)	0 (0)	
<u>Localización del tumor</u>			
Ubicación del tumor primario			0,834
• Colon	28 (70)	62 (72,1)	
• Recto	12 (30)	24 (27,9)	
Ubicación de la metástasis			
• Hígado	33 (82,5)	57 (66,3)	0,062
• Pulmón	12 (30)	22 (25,6)	0,668
• Carcinomatosis peritoneal	6 (15)	16 (18,6)	0,802
• Otros	1 (2,5)	24 (27,9)	
<u>Características histológicas</u>			
Histología			0,306
• Adenocarcinoma	40 (100)	82 (95,3)	
• Mucino carcinoma		4 (4,7)	
Diferenciación del tumor			
• Bien diferenciado	14 (35)	38 (44,2)	
• Moderadamente diferenciado	8 (20)	28 (32,6)	
• Poco diferenciado	15 (37,5)	15 (17,4)	
• Desconocido	3 (7,5)	5 (5,8)	
Invasión Linfovascular			
• Sí	23 (57,5)	30 (34,9)	
• No	3 (7,5)	15 (17,4)	
• Desconocida	14 (35)	41 (47,7)	
Estado de K-ras			0,338
• Silvestre	25 (62,5)	45 (52,3)	
• Mutado	15 (37,5)	41 (47,7)	

Muestras de ARN

Las muestras de tejido tumoral fueron molidas hasta un polvo fino bajo nitrógeno líquido usando un mortero. La homogenización fue lograda usando homogeneizadores
 5 QIAashredder y el ARN total fue extraído usando el mini kit RNeasy (ambos kits de QiagenInc; Valencia, CA, USA). La cantidad y calidad del ARN fueron estimadas mediante gel de agarosa y medidas espectrofotométricas. Cuando no fue posible debido a la escasa cantidad de ARN, fueron estimados usando el Bioanalyzer 2100 (Eukaryote total RNA Nano o Pico kit: Agilent Technologies; Santa Clara, CA, USA). De las 40 muestras iniciales,
 10 podríamos obtener ARN adecuado en calidad y cantidad en 37 casos (93%).

Microarray de perfiles de expresión génica

Los experimentos de microarray fueron desarrollados usando el *Human Whole Genome*
 15 U133 Plus 2.0 array (Affymetrix; Santa Clara, CA, USA), que contiene 54675 sondas de genes humanos. El AND de doble hebra fue sintetizado usando One-Cycle cDNA Synthesis kit (Affymetrix), de acuerdo a las recomendaciones del fabricante. El ARN total (2 µg) fue primero transcrito a la inversa usando un promotor de cebador T-7 Oligo (dT) para obtener ADNc de primera hebra y después ADNc de segunda hebra que fue purificado con
 20 GeneChip Cleanup Module (Affymetrix) y usado como una plantilla en la posterior reacción de transcripción *in vitro*. El ARNc marcado fue purificado también con GeneChip Cleanup Module y cuantificado espectrofotométricamente. El ARNc purificado fue fragmentado in buffer de fragmentación (5x buffer: 200 mMTris-acetate (pH 8.1) + 500 mMKOAc + 150 mM MgOAc) e hibridizado al microarray en 200 µl de solución de hibridación que contiene 15
 25 µg de diana marcada en 1x Mes buffer (0.1 M Mes + 1.0 M NaCl + 20mM ETA + 0.01% Tween 20) y 0.1 mg/ml de ADN de esperma de arenque, 10% DMSO, 0.5 mg/ml BSA, 50 pM del oligonucleótido control B2 y 1x controles de hibridación eucariota (nioB, bioC, bioD, cre). Tanto el oligonucleótido control B2 como los controles de hibridación eucariota fueron obtenidos de Affymetrix. La mezcla de hibridación fue aplicada a Human Genome U133 Plus
 30 2.0 array (Affymetrix), el cual incluye el total del genoma humano con 54613 conjuntos de sondas. Los arrays se situaron en el horno de hibridación 640 (Affymetrix) a 45 °C durante 16 horas, girando a 60 rpm. Tras la hibridación, los arrays fueron lavados con 6x SSPE-T (0.9 M NaCl + 60 mM NaH₂PO₄ + 6 mM AEDT + 0.01 % Tween 20) a 30 °C sobre una superficie fluida (FS400 Affymetrix) en 10 ciclos de 2 mezclas por ciclo, y posteriormente con
 35 0.1 M Mes + 0.1 M NaCl + 0.01% Tween 20 a 50°C en 6 ciclos de 15 mezclas por ciclo. Los

arrays fueron teñidos después durante 5 minutos a 35°C con un conjugado Estreptavidina-Phycoeritrina (sondas moleculares), seguido de 10 ciclos de lavado de 4 mezclas por ciclo con 6x SSPE-T. Para aumentar las señales, los arrays fueron teñidos complementariamente con una solución de anticuerpos anti-estreptavidina durante 5 minutos, seguido por 5 minutos de tinción con un conjugado de estreptavidina-phycoeritrina. Después de 15 ciclos de lavado de 4 mezclas por ciclo, los arrays fueron escaneados usando GC300 laser confocal scanner (Affymetrix).

Validación de los genes expresados diferencialmente en CCR.

10

El ARN total fue extraído de las muestras de tejidos tumorales con mirVanaRNA isolation kit (Ambion, Austin, TX, USA), de acuerdo a las instrucciones del fabricante. El ARN total recogido, fue determinado usando el Nanodrop ND-100025 spectrophotometer (Nanodrop Tech, DE, USA). Los arrays de baja densidad Taqman® de diseño personalizado (TLDA) 7900 HT con tarjetas de microfluidos que cuentan con 161 ensayos individuales fueron ordenados a partir de Applied Biosystems (Applied Biosystems; Carlsbad, CA, USA) (*utilizar los términos correctos en castellano).

15

20

Los TLDA fueron desarrollados en un proceso de 2 pasos: brevemente durante el primer paso, 800 ng (50 ng/16 µl) del ARN total fueron transcritos a la inversa usando Megaplex RT primers y TaqManRNA reverse transcription kit en un volumen total de 20 µl. Las reacciones fueron incubadas en un GStormThermal Cyclor (Gene Technologies, Essex, UK) durante 5 minutos a 25°C, 30 minutos a 42°C, y un minuto a 50°C durante 40 ciclos, mantenido durante 5 minutos a 85°C y después a 4°C. En el segundo paso, 450 µL de la muestra de ADNc y 450 µL de la Taqman Universal PCR master mix, fueron cargados en puertos llenos, sobre la tarjeta microfluidica TLDA. La tarjeta fue brevemente centrifugada durante 1 minutos a (280 gramos *utilizar el término correcto) para distribuir las muestras en los múltiples pozos conectados a los puertos llenos y después sellados para prevenir la contaminación entre pozos. Las tarjetas TLDA fueron manejadas y analizadas por el ABI PRISM® 7900HT sequence detection protocol (Applied Biosystems). Las reacciones fueron incubadas a 95°C durante 10 minutos, seguido de 40 ciclos de 15 segundos a 95°C y un minuto a 60°C.

25

30

Análisis estadístico

VARIABLES DE RESULTADO CLÍNICO. Las estadísticas fueron usadas para caracterizar los parámetros clínicos más relevantes. La asociación de las variables categóricas, fue explorada por el test del chi-cuadrado, o la prueba exacta de Fisher. Para evaluar la distribución de las variables continuas entre los grupos de estudio, fueron usados los tests paramétricos (t-test) y no-paramétrico (Kruskal-Wallis) cuando era apropiado.

La respuesta tumoral fue evaluada por métodos convencionales de acuerdo a los criterios estándar RECIST 1.0: Una respuesta completa (RC) fue definida como la desaparición de todas las evidencias medibles y evaluables de la enfermedad; una respuesta parcial (RP) fue definida como una disminución igual o mayor al 30% en la suma de los diámetros más largos de las lesiones diana; la enfermedad estable (EE) fue considerada cuando la carga tumoral disminuyó menos del 30% o aumentó menos del 20%; y enfermedad progresiva (EP) fue señalada por un incremento mayor del 20% en la suma de los diámetros más largos de las lesiones diana o la aparición de una nueva lesión. Los pacientes fueron clasificados de acuerdo a la mejor respuesta a la quimioterapia, en 2 grupos: aquellos que lograron una respuesta objetiva (respondedores [R]: RC + RP) y aquellos que no lo hicieron (no respondedores [NR]: EE + EP). La supervivencia libre de progresión (SLP) fue definida como el tiempo transcurrido desde el inicio de la quimioterapia de primera línea hasta la primera evidencia de la progresión de la enfermedad. La supervivencia general (SG) fue calculada desde el inicio de la terapia para enfermedad avanzada hasta la fecha de la muerte por cualquier causa. El método de Kaplan-Meier del límite de producto, fue usado para estimar las variables tiempo dependientes (SLP y SG), y las diferencias observadas entre los subgrupos de pacientes fueron evaluadas por el test de log-rank. $P < 0.05$ fue considerado significativo. Todos los análisis fueron desarrollados usando el paquete estadístico para Social Sciences software (SPSS 15.0 for Windows, SPSS Inc, Chicago, IL).

Microarrays

Los datos de imagen de microarray fueron analizados usando el GeneChip Operating Software (GCOS 1.4 Affymetrix). El partek genomics suite v7.3.1 (Partek Inc.; St. Louis, MO, USA) fue usado para el análisis estadístico. La calidad de los arrays fue evaluado usando los parámetros P llamado %, array outlier y el error estándar normalizado sin escala. Posteriormente, los datos fueron procesados a través del RMA (robusto promedio multichip), método para obtener los valores de intensidad individuales en cada array, después

normalizados y filtrados para eliminar secuencias no informativas (incluyendo secuencias control, aquellas que presentan un señal de hibridación cerca del fondo y a aquellos sin cambios en la expresión en todas las muestras). Finalmente, 9619 secuencias fueron seleccionadas para generar la lista de trabajo. Un modelo de regresión lineal usando la tasa de falso descubrimiento (siglas en inglés FDR), análisis de componentes principales (ACP) y técnicas de agrupamiento fueron usadas para comparar el perfil de expresión génica entre pacientes R y NR después de la quimioterapia metastásica de primera línea, y considerando la SLP después.

10 **Análisis de reacción en cadena de la polimerasa cuantitativa en tiempo real (RT-qPCR).**

La expresión de los genes diana, fue normalizada en relación a la expresión de GAPDH. Los valores de ciclo umbral (siglas en inglés Ct) fueron calculados usando el software SDS v.2.3 (Applied Biosystems) usando condiciones automáticas basales y un umbral de 0.2. La expresión de cada gen diana fue calculada relativa a un control endógeno GAPDH. Los datos se presentan como diana de expresión génica = $2^{\Delta Ct}$, con $\Delta Ct = (\text{gen diana Ct} - \text{GAPDH Ct})$. Este método es una manera conveniente para analizar los cambios relativos en la expresión génica de los experimentos PCR cuantitativos en tiempo real. (Applied Biosystems user Bulletin no.2 (P/N 4303859)). La expresión génica fue calculada usando el software Real-Time Statminer® v.4.2 (Integromics, Inc). Este software realiza un moderado t-test entre los grupos (R y NR) y los corrige usando el algoritmo Benjamini-Hochberg (Benjamini Y, et al 1995) con FDR establecido en el valor del 5%. Para el propósito de este estudio, la expresión génica significativa fue considerada cuando el gen había sido detectado al menos en el 50% de los pacientes en cada grupo comparado. Además, en situaciones en las que el gen es indetectable y los valores Ct están más allá del máximo Ct32, el software Statminer® establece un valor igual al máximo.

30 **RESULTADOS**

La comparativa de los niveles de expresión génica relativa entre respondedores (23 pacientes; 62%) frente a no respondedores (14 pacientes; 38%) a la quimioterapia están representados en la figura 1.

35 Se encontraron diferencias de expresión ($p < 0.05$) en 595 genes (6.2%) de las 9619 secuencias finales seleccionadas después del análisis. Usando el test FDR, el 5% de ellos

(480 genes) son considerados como hallazgos de falsos positivos. En un cluster supervisado, se observó la expresión génica desregulada y SLP como un marcador de respuesta, detectando perfiles de expresión asociados diferenciales (figura 2).

5 Basado en ambos análisis, seleccionados aquellos genes (n=161) con los valores p más significativos y su desregulación fue consistente en respuesta a la quimioterapia y en el análisis de supervivencia para ser validado usando qRT-PCR en una cohorte independiente de pacientes con CCR y muestras control no-tumorales.

10 **Identificación del patrón de expresión génica pacientes con CCR de acuerdo a la respuesta a la quimioterapia.**

Se confirmaron 24 de los 161 como genes diferencialmente expresados entre pacientes que lograron una respuesta objetivo a la quimioterapia (R: RC + RP) frente a aquellos que no lo hicieron (NR: EE + EP) (p<0.05) después qRT-PCR usando el software Statminer®: *AQP1*, *CLEC3B*, *DCK*, *DEFA5*, *DNAJC3*, *FBLIM1*, *GAS7*, *IGFBP4*, *KSR1*, *LONP1*, *MTHFD1L*, *NAV1*, *NIPBL*, *PALM2*, *PCDHGC3*, *PROS1*, *RARA*, *RSF1*, *TENC1*, *TGFBR3*, *TRAK2*, *VSNL1*, *WHSC1L1* y *WWC2*.

20 **Tabla 4.** Genes expresados diferencialmente en respuesta a la quimioterapia en pacientes con carcinoma colorrectal metastásico, según el análisis de PCR en tiempo real.

Gen	Gen ID	R vs NR (- $\Delta\Delta$ Ct)	p-valor* ajustados
<i>AQP1</i>	358	1,200	0,025
<i>CLEC3B</i>	7123	1,614	0,006
<i>DCK</i>	1633	0,888	0,044
<i>DEFA5</i>	1670	1,599	0,017
<i>DNAJC3</i>	5611	1,421	0,006
<i>FBLIM1</i>	54751	0,947	0,038
<i>GAS7</i>	8522	1,000	0,034
<i>IGFBP4</i>	3487	0,803	0,025
<i>KSR1</i>	8844	0,997	0,034
<i>LONP1</i>	9361	0,800	0,034
<i>MTHFD1L</i>	25902	0,915	0,044
<i>NAV1</i>	89796	0,881	0,038

Gen	Gen ID	R vs NR (-$\Delta\Delta$Ct)	p-valor* ajustados
<i>NIPBL</i>	25836	1,049	0,026
<i>PALM2</i>	445815	1,203	0,024
<i>PCDHGC3</i>	5098	0,991	0,038
<i>PROS1</i>	5627	1,064	0,026
<i>RARA</i>	5914	0,960	0,034
<i>RSF1</i>	51773	0,796	0,044
<i>TENC1</i>	23371	0,942	0,038
<i>TGFBR3</i>	7049	1,150	0,023
<i>TRAK2</i>	66008	1,220	0,017
<i>VSNL1</i>	7447	0,966	0,034
<i>WHSC1L1</i>	54904	1,116	0,026
<i>WWC2</i>	80014	0,932	0,044

*Gen ID: número de acceso GenBank. * Los p-valores obtenidos se ajustaron para pruebas múltiples por el ajuste de Benjamini-Hochberg.*

Los pacientes se estratificaron en dos grupos, es decir, respondedores a quimioterapia (R),
5 incluyendo pacientes con respuesta completa o respuesta parcial, y no respondedores (NR),
incluyendo pacientes con enfermedad estable o progresión de la enfermedad sobre la base
en el cambio en el tamaño de la lesión.

Para evaluar aún más las diferencias en la expresión génica potencialmente predictiva de la
10 respuesta a la quimioterapia, se compararon los niveles de expresión génica entre muestras
de pacientes R, NR y controles no-tumorales.

Los resultados se representan en la figura 3. Las diferencias significativas ($p < 0.05$) fueron
encontrados en 15/24 genes: *AQP*, *CLECL3B*, *DCK*, *PROS1*, *WHSC1L1*, *TGFBR3*, *FBLIM1*,
15 *GAS7*, *IGFBP4*, *NAV1*, *PCDHGC3*, *RARA*, *RSF1*, *TENC1* y *TRAK2*. Y adicionalmente, el
gen *DNAJC3* mostró una significancia en el límite ($p = 0,076$).

La identificación de patrones de expresión génica en pacientes con cáncer de colon, de acuerdo a la supervivencia libre de progresión (SLP).

5 El estimador Kaplan-Meier estima para la SLP de acuerdo a los niveles de expresión génica en pacientes agrupados como por arriba o por debajo de la media del tiempo (11,53 meses) mostró 4 genes con perfil de expresión diferencial ($p < 0.05$); FAF1, KIAA1033, N4BP2L1 y SLC12A2. Otros 4 genes mostraron significancia límite, y fueron consideradas también por más análisis: DIDO1 ($p = 0.076$), FBXO9 ($p = 0.054$), RB1CC1 ($p = 0.065$) y STARD13 ($p = 0.051$)

10

Tabla 5. Genes expresados diferencialmente por supervivencia libre de progresión en pacientes con carcinoma colorrectal metastásico, según análisis de PCR en tiempo real.

Gen	Gen ID	PFS_LM vs PFS_HM ($-\Delta\Delta Ct$)	p-valor* (95%CI)
<i>DIDO1</i>	11083	-0.020	0.076
<i>FAF1</i>	11124	-0.021	0.022
<i>FBXO9</i>	26268	-0.116	0.054
<i>KIAA1033</i>	23325	-0.148	0.026
<i>N4BP2L1</i>	90634	-0.025	0.001
<i>SLC12A2</i>	6558	-0.047	0.033
<i>STARD13</i>	90627	-0.784	0.051
<i>RB1CC1</i>	9821	-0.052	0.065

15 Los pacientes fueron estratificados en dos grupos. En pacientes con tiempo de supervivencia más baja que la progresión de la mediana (PFS_LM) o superior a la mediana (PFS_HM). * PFS se estimó mediante el método de Kaplan-Meier y los valores de p fueron evaluados mediante la prueba de log-rank. Gene ID: número de acceso GenBank, IC: intervalo de confianza.

20 Luego, se compararon estos niveles de expresión génica entre pacientes agrupados por encima o por debajo de la media de tiempo de SLP y muestras control no-tumorales. Las diferencias significativas se mostraban en 5/8 genes: *N4BP2L1*, *STARD13*, *FAF1*, *FBXO9* y *SLC12A2*. (Figura 4).

REIVINDICACIONES

1. El uso simultáneo de los genes *AQP*, *CLEC3B*, *DCK*, *DEFA5*, *DNAJC3*, *FBLIM1*,
5 *GAS7*, *IGFBP4*, *KSR1*, *LONP1*, *MTHFD1L*, *NAV1*, *NIPBL*, *PALM2*, *PCDHGC3*,
PROS1, *RARA*, *RSF1*, *TENC1*, *TGFBR3*, *TRAK2*, *VSNL1*, *WHSC1L1*, *WWC2*, *FAF1*,
FBXO9, *KIAA1033*, *N4BP2L1*, *SLC12A*, *STARD13* y *RB1CC1*, para predecir la
respuesta al tratamiento con quimioterapia en un individuo que se sospecha que
padece cáncer colorrectal, o que ha sido diagnosticado de cáncer colorrectal.
- 10 2. Un método de obtención de datos útiles para predecir la respuesta al tratamiento con
quimioterapia en un individuo que se sospecha que padece cáncer colorrectal, o que
ha sido diagnosticado de cáncer colorrectal, que comprende:
- a. Obtener una muestra biológica aislada que comprende células del individuo, y
b. Detectar la cantidad de producto de expresión de los genes *AQP*, *CLEC3B*,
15 *DCK*, *DEFA5*, *DNAJC3*, *FBLIM1*, *GAS7*, *IGFBP4*, *KSR1*, *LONP1*, *MTHFD1L*,
NAV1, *NIPBL*, *PALM2*, *PCDHGC3*, *PROS1*, *RARA*, *RSF1*, *TENC1*, *TGFBR3*,
TRAK2, *VSNL1*, *WHSC1L1*, *WWC2*, *FAF1*, *FBXO9*, *KIAA1033*, *N4BP2L1*,
SLC12A, *STARD13* y *RB1CC1* en la muestra aislada de (a).
- 20 3. El método según la reivindicación 2, que además comprende:
- c. Comparar los niveles de expresión de los genes *AQP*, *CLEC3B*, *DCK*,
DEFA5, *DNAJC3*, *FBLIM1*, *GAS7*, *IGFBP4*, *KSR1*, *LONP1*, *MTHFD1L*, *NAV1*,
NIPBL, *PALM2*, *PCDHGC3*, *PROS1*, *RARA*, *RSF1*, *TENC1*, *TGFBR3*,
25 *TRAK2*, *VSNL1*, *WHSC1L1*, *WWC2*, *FAF1*, *FBXO9*, *KIAA1033*, *N4BP2L1*,
SLC12A, *STARD13* y *RB1CC1* en la muestra obtenida en (a), con la cantidad
de expresión detectada para dichos genes en una población de individuos de
referencia de respuesta patológica conocida.
- 30 4. Un método para predecir la respuesta al tratamiento con quimioterapia en un
individuo que se sospecha que padece cáncer colorrectal, o que ha sido
diagnosticado de cáncer colorrectal, que comprende los pasos (a)-(c) según
cualquiera de las reivindicaciones 2-3, y además comprende:
- d. incluir al individuo que presenta una cantidad de expresión de los genes *AQP*,
35 *CLEC3B*, *DCK*, *DEFA5*, *DNAJC3*, *FBLIM1*, *GAS7*, *IGFBP4*, *KSR1*, *LONP1*,
MTHFD1L, *NAV1*, *NIPBL*, *PALM2*, *PCDHGC3*, *PROS1*, *RARA*, *RSF1*,
TENC1, *TGFBR3*, *TRAK2*, *VSNL1*, *WHSC1L1*, *WWC2*, *FAF1*, *FBXO9*,

KIAA1033, N4BP2L1, SLC12A, STARD13 y RB1CC1 significativamente superior a los niveles de expresión de los mismos genes en una población de referencia, en el grupo de individuos respondedores a la quimioterapia del cáncer colorrectal.

5

5. El método según cualquiera de las reivindicaciones 2-4, donde la muestra se obtiene de un tumor colorrectal.

10

6. El método según cualquiera de las reivindicaciones 2-5 en el que la cantidad de producto de expresión de los genes *AQP, CLEC3B, DCK, DEFA5, DNAJC3, FBLIM1, GAS7, IGFBP4, KSR1, LONP1, MTHFD1L, NAV1, NIPBL, PALM2, PCDHGC3, PROS1, RARA, RSF1, TENC1, TGFBR3, TRAK2, VSNL1, WHSC1L1, WWC2, FAF1, FBXO9, KIAA1033, N4BP2L1, SLC12A, STARD13 y RB1CC1* se obtiene mediante:

15

- a. Un procedimiento de perfilado génico, tal y como una micromatriz y/o
- b. Un procedimiento que comprende la PCR, tal como la PCR en tiempo real; y/o
- c. Transferencia Northern

20

7. El método según la reivindicación anterior, donde la cantidad de producto de expresión de los genes *AQP, CLEC3B, DCK, DEFA5, DNAJC3, FBLIM1, GAS7, IGFBP4, KSR1, LONP1, MTHFD1L, NAV1, NIPBL, PALM2, PCDHGC3, PROS1, RARA, RSF1, TENC1, TGFBR3, TRAK2, VSNL1, WHSC1L1, WWC2, FAF1, FBXO9, KIAA1033, N4BP2L1, SLC12A, STARD13 y RB1CC1* se obtiene mediante PCR cuantitativa a tiempo real.

25

8. El método según la reivindicación 7, donde la detección del producto de expresión se realiza mediante microarrays.

30

9. El método para predecir la respuesta al tratamiento con quimioterapia en un individuo que se sospecha que padece cáncer colorrectal, o que ha sido diagnosticado de cáncer colorrectal según cualquiera de las reivindicaciones 2-8, donde el tratamiento quimioterápico comprende el uso de compuestos basados en platino, compuestos inhibidores de la topoisomerasa I, compuestos análogos de las pirimidinas, o cualquiera de sus combinaciones.

35

- 5 10. El método para predecir la respuesta al tratamiento con quimioterapia en un individuo que se sospecha que padece cáncer colorrectal, o que ha sido diagnosticado de cáncer colorrectal según la reivindicación anterior, donde el compuesto basado en platino es el oxaliplatino, el inhibidor de la topoisomerasa I es el Irinotecan, y el análogo de pirimidina es el 5-fluorouracilo.
- 10 11. Un método de seguimiento de la evolución del cáncer colorrectal que comprende realizar al menos dos veces la secuencia de pasos (a) y (c) según cualquiera de las reivindicaciones 3-10, en muestras biológicas procedentes de un mismo individuo, y aisladas en momentos diferentes.
12. Un kit o dispositivo que comprende los cebadores y sondas diseñados a partir de las secuencias nucleotídicas de la Tabla 1.
- 15 13. Un microarray que comprende oligonucleótidos o microarreglos de canal único diseñados a partir de una secuencia conocida o de un ARNm de los genes *AQP*, *CLEC3B*, *DCK*, *DEFA5*, *DNAJC3*, *FBLIM1*, *GAS7*, *IGFBP4*, *KSR1*, *LONP1*, *MTHFD1L*, *NAV1*, *NIPBL*, *PALM2*, *PCDHGC3*, *PROS1*, *RARA*, *RSF1*, *TENC1*, *TGFBR3*, *TRAK2*, *VSNL1*, *WHSC1L1*, *WWC2*, *FAF1*, *FBXO9*, *KIAA1033*, *N4BP2L1*, *SLC12A*, *STARD13* y *RB1CC1*.
- 20 14. El microarray según la reivindicación anterior, donde la secuencia de los genes *AQP*, *CLEC3B*, *DCK*, *DEFA5*, *DNAJC3*, *FBLIM1*, *GAS7*, *IGFBP4*, *KSR1*, *LONP1*, *MTHFD1L*, *NAV1*, *NIPBL*, *PALM2*, *PCDHGC3*, *PROS1*, *RARA*, *RSF1*, *TENC1*, *TGFBR3*, *TRAK2*, *VSNL1*, *WHSC1L1*, *WWC2*, *FAF1*, *FBXO9*, *KIAA1033*, *N4BP2L1*, *SLC12A*, *STARD13* y *RB1CC1* es la secuencia nucleotídica SEQ ID recogida en la Tabla 1, respectivamente.
- 25 15. El uso del kit o dispositivo según la reivindicación 12, o del microarray según cualquiera de las reivindicaciones 13-14, para la obtención de datos útiles para predecir la respuesta al tratamiento en pacientes con cáncer de colorrectal.
- 30

FIG.1




FIG.2




FIG.3

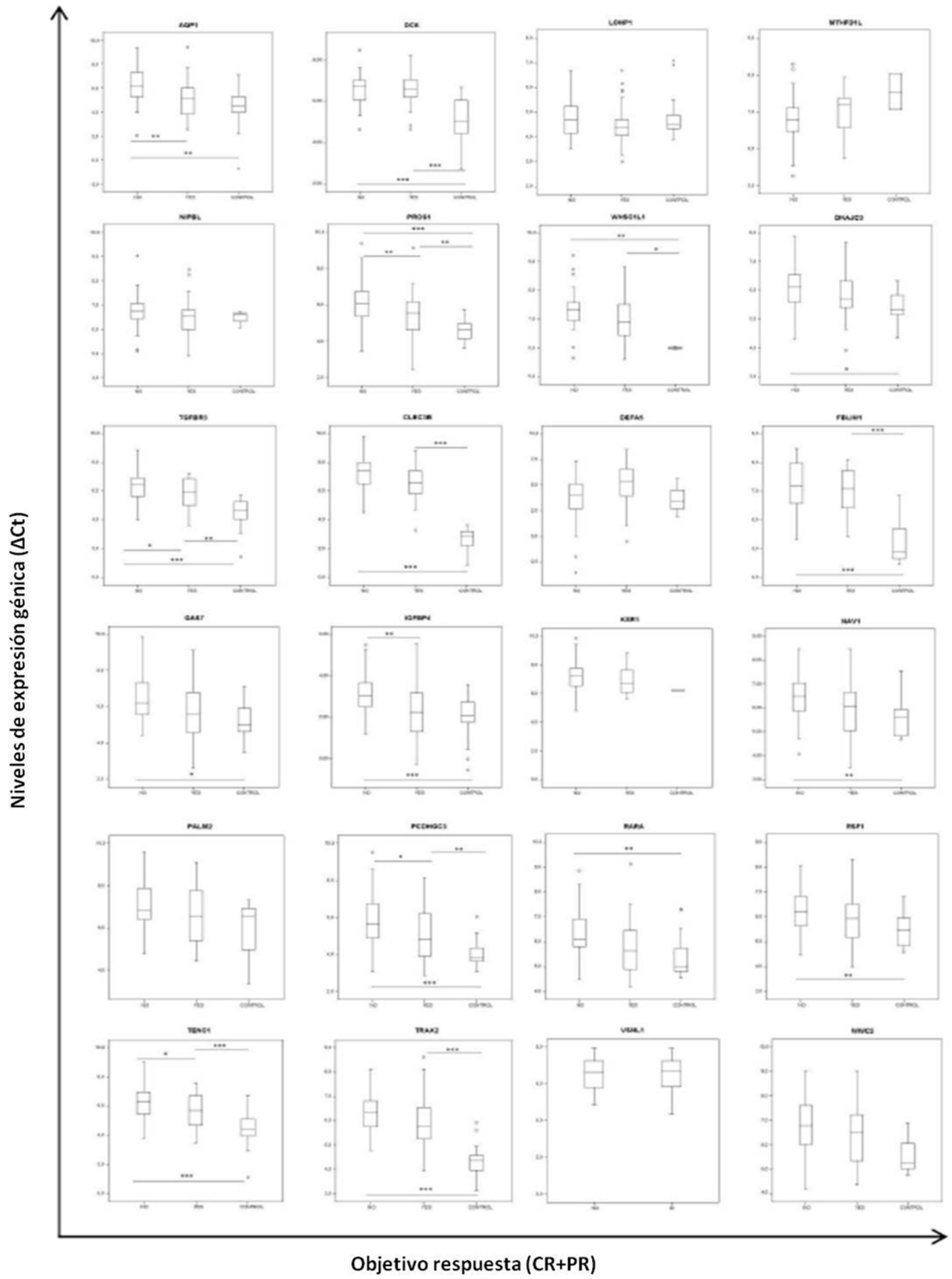


FIG.4

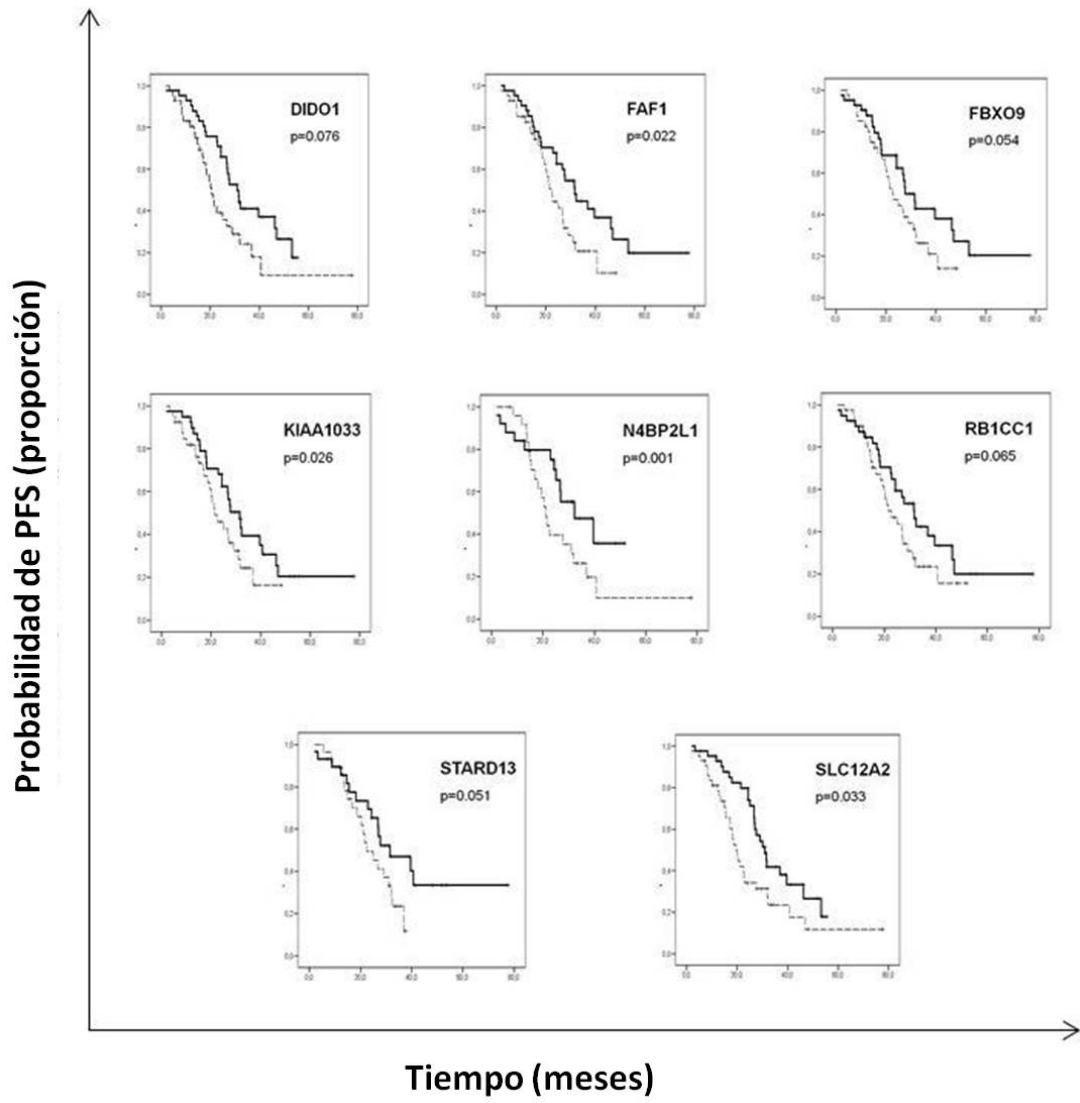
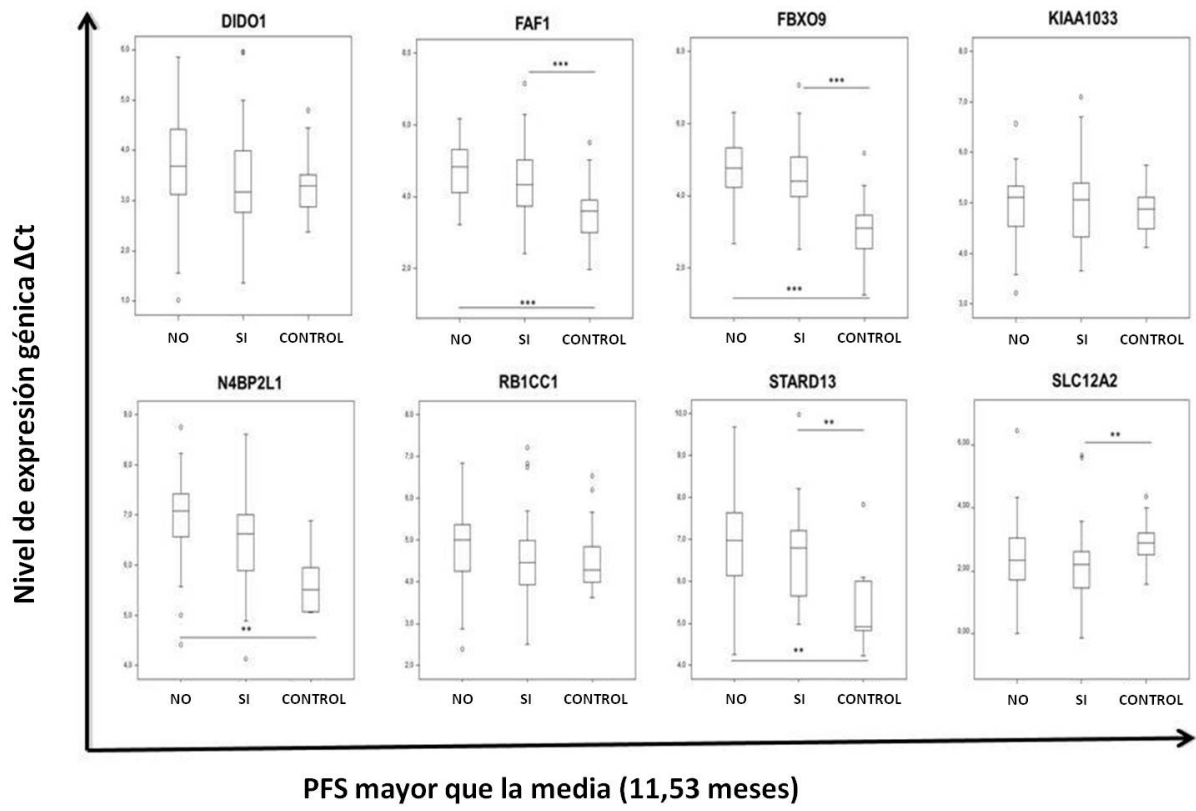


FIG.5



ES 2 534 734 B1

LISTADO DE SECUENCIAS

<110> SERVICIO ANDALUZ DE SALUD
CONSEJO SUPERIOR DE INVESTIGACIONES CIENTÍFICAS
FUNDACIÓN PÚBLICA ANDALUZA PARA LA GESTIÓN DE LA INVESTIGACIÓN EN
SALUD EN SEVILLA
UNIVERSIDAD DE SEVILLA

<120> Método para predecir la respuesta al tratamiento con quimioterapia
en pacientes de cáncer colorrectal.

<130> P-06647

<160> 164

<170> PatentIn version 3.5

<210> 1

<211> 2807

<212> DNA

<213> Homo sapiens

<400> 1
gtgctcccc cgcccccg ccctataaat aggcccagcc caggctgtgg ctcagctctc 60
agagggaatt gagcaccg cagcggcttc aggccaagcc cctgcccagc atggccagcg 120
agttcaagaa gaagctcttc tggagggcag tgggtggcca gttcctggcc acgaccctct 180
ttgtcttcat cagcatcgg tctgcccctgg gcttcaaata cccgggtgggg aacaaccaga 240
cggcgggtcca ggacaacgtg aagggtgtgc tggccttcgg gctgagcatc gccacgctgg 300
cgcagagtgt gggccacatc agcggcgccc acctcaacc ggctgtcaca ctggggctgc 360
tgctcagctg ccagatcagc atcttccgtg ccctcatgta catcatcgcc cagtgcgtgg 420
gggcatcgt cgccaccgcc atcctctcag gcatcacctc ctccctgact gggaaactcg 480
ttggccgcaa tgacctggct gatggtgtga actcgggcca gggcctgggc atcgagatca 540
tcgggaccct ccagctgggtg ctatgcgtgc tggctactac cgaccggagg cgccgtgacc 600
ttgggtggctc agccccctt gccatcggcc tctctgtagc cttggacac ctctgggcta 660
ttgactacac tggctgtggg attaaccctg ctcggtcctt tggctccgcg gtgatcacac 720
acaacttcag caaccactgg attttctggg tggggccatt catcggggga gccctggctg 780
tactcatcta cgacttcac ctggccccac gcagcagtga cctcacagac cgcgtgaagg 840
tgtggaccag cggccaggtg gaggagtatg acctggatgc cgacgacatc aactccaggg 900
tggagatgaa gcccaaatag aaggggtctg gcccgggcat ccacgtaggg ggcaggggca 960
ggggcgggcg gagggagggg aggggtgaaa tccatactgt agacactctg acaagctggc 1020
caaagtcact tccccagat ctgccagacc tgcatggtca agcctcttat gggggtgttt 1080

ES 2 534 734 B1

ctatctcttt	ctttctcttt	ctgtttcctg	gcctcagagc	ttcctgggga	ccaagattta	1140
ccaattcacc	cactcccttg	aagttgtgga	ggaggtgaaa	gaaagggacc	cacctgctag	1200
tcgcccctca	gagcatgatg	ggaggtgtgc	cagaaagtcc	cccctcgccc	caaagttgct	1260
caccgactca	cctgcgcaag	tgcttgggat	tctaccgtaa	ttgctttgtg	cctttgggca	1320
cggccctcct	tcttttccta	acatgcacct	tgctcccaat	ggtgcttggg	gggggaagag	1380
atcccaggag	gtgcagtgga	gggggcaagc	tttgctcctt	cagttctgct	tgctcccaag	1440
cccctgacct	gctcggactt	actgcctgac	cttggaatcg	tccctatata	agggcctgag	1500
tgacctcctt	ctgcaaagtg	gcagggaccg	gcagagctct	acaggcctgc	agcccctaag	1560
tgcaaacaca	gcatgggtcc	agaagacgtg	gtctagacca	gggctgctct	ttccacttgc	1620
cctgtgttct	ttccccaggg	gcatgactgt	cgccacacgc	ctctgtgtac	atgtgtgcag	1680
agcagacagg	ctacaaagca	gagatcgaca	gacagccagg	tagttggaac	tttctgttcc	1740
ctatggagag	gcttccctac	acagggcctg	ctattgcaga	atgaagccat	ttagaggggtg	1800
aaggagaaat	acccatgtta	cttctctgag	ttttagttgg	tctttccatc	tatcactgca	1860
ttatcttgct	cattcttcag	ttctctactc	cctcttgcca	gtgtagacac	aggtcaccat	1920
tatgctggtg	tatgtttatc	aaagagcact	tgagctgtct	gaagcccaaa	gcctgaggac	1980
agaaagacct	tgatgcaggt	cagcccatgg	aggcagatgc	ccttgctggg	cctggggggtt	2040
ttccaagccc	tcagctgggc	ctgaccagga	tggagcaagc	tcttcccttg	ctcatgagct	2100
cctgatcaga	ggcatttgag	cagctgaata	acctgcacag	gcttgctgta	tgaccctggg	2160
ccacagcctt	ccctctgcat	tgacctggag	gggagaggtc	agccttgacc	taatgaggta	2220
gctatagttg	cagcccaagg	acagttcaga	gatcaggatc	agctttgaag	gctggattct	2280
atctacataa	gtcctttcaa	ttccaccagg	gccagagcag	ctccaccact	gtgcacttag	2340
ccatgatggc	aacagaaacc	aagagacaca	attacgcagg	tatttagaag	cagagggaca	2400
accagaaggc	ccttaactat	caccagtgca	tcacatctgc	acactctctt	ctccattccc	2460
tagcaggaac	ttctagctca	tttaacagat	aaagaaactg	aggcccacgg	tttcagctag	2520
acaatgattt	ggccaggcct	agtaaccaag	gccctgtctc	tggctactcc	ctggaccacg	2580
aggctgattc	ctctcatttc	cagcttctca	gtttctgcct	gggcaatggc	caggggccag	2640
gagtggggag	agttgtgatg	gaggggagag	gggtcacacc	caccccctgc	ctggttctag	2700
gctgctgcac	accaaggccc	tgcatctgtc	tgctctgcat	atatgtctct	ttggagttgg	2760
aatttcatta	tatgttaaga	aaataaagga	aatgacttg	taaggtc		2807

ES 2 534 734 B1

<210> 2
 <211> 2487
 <212> DNA
 <213> Homo sapiens

<400> 2
 taaaagtggc ccaggagagt gctcctgacc atcaccttca tgcctggggc tcgccccttg 60
 cctctgggtct tggtagccca gaataccctg gcctggatgc agctggatgc aaaggcccca 120
 gctcacccca ggcctctcca gcttctaggg agagtggggc ctgggtctag gcagctggct 180
 gatggtgtga actcggggcca gggcctgggg atcgagatca tcgggaccct ccagctgggtg 240
 ctatgctgctc tggctactac cgaccggagg cgccgtgacc ttgggtggctc agccccctt 300
 gccatcggcc tctctgtagc cttggacac ctccctggcta ttgactacac tggctgtggg 360
 attaaccctg ctcggtcctt tggctccgcg gtgatcacac acaacttcag caaccactgg 420
 attttctggg tggggccatt catcggggga gccctggctg tactcatcta cgacttcatac 480
 ctggcccccac gcagcagtga cctcacagac cgcgtgaagg tgtggaccag cggccaggtg 540
 gaggagtatg acctggatgc cgacgacatc aactccaggg tggagatgaa gcccaaatag 600
 aaggggtctg gcccgggcat ccacgtaggg ggcaggggca ggggcggggc gagggagggg 660
 aggggtgaaa tccatactgt agacactctg acaagctggc caaagtcact tccccagat 720
 ctgccagacc tgcattggtca agcctcttat ggggggtgttt ctatctcttt ctttctcttt 780
 ctgtttcctg gcctcagagc ttctggggga ccaagattta ccaattcacc cactcccttg 840
 aagttgtgga ggaggtgaaa gaaagggacc cacctgctag tcgcccctca gagcatgatg 900
 ggaggtgtgc cagaaagtcc cccctcgccc caaagttgct caccgactca cctgcgcaag 960
 tgcctgggat tctaccgtaa ttgctttgtg cctttgggca cggccctcct tcttttctta 1020
 acatgcacct tgctcccaat ggtgcttggg gggggaagag atcccaggag gtgcagtgga 1080
 gggggcaagc tttgctcctt cagttctgct tgctcccaag cccctgacct gctcggactt 1140
 actgcctgac cttggaatcg tcctatatc agggcctgag tgacctcctt ctgcaaagtg 1200
 gcagggaccg gcagagctct acaggcctgc agcccctaag tgcaaacaca gcatgggtcc 1260
 agaagacgtg gtctagacca gggctgctct ttccacttgc cctgtgttct tccccaggg 1320
 gcatgactgt cgccacacgc ctctgtgtac atgtgtgcag agcagacagg ctacaaagca 1380
 gagatcgaca gacagccagg tagttggaac tttctgttcc ctatggagag gcttccctac 1440
 acagggcctg ctattgcaga atgaagccat ttagaggggtg aaggagaaat acccatgtta 1500

ES 2 534 734 B1

cttctctgag ttttagttgg tctttccatc tatcactgca ttatcttgct cattcttcag	1560
ttctctactc cctcttgca gtgtagacac aggtcacatc tatgctggtg tatgtttatc	1620
aaagagcact tgagctgtct gaagcccaaa gcctgaggac agaaagacc tgatgcaggt	1680
cagcccatgg aggcagatgc ccttgctggg cctgggggtt ttccaagccc tcagctggtc	1740
ctgaccagga tggagcaagc tcttcccttg ctcatgagct cctgatcaga ggcatctgag	1800
cagctgaata acctgcacag gcttgctgta tgaccctgg ccacagcctt ccctctgcat	1860
tgacctggag gggagaggtc agccttgacc taatgaggta gctatagttg cagcccaagg	1920
acagttcaga gatcaggatc agctttgaag gctggattct atctacataa gtcctttcaa	1980
ttccaccagg gccagagcag ctccaccact gtgcacttag ccatgatggc aacagaaacc	2040
aagagacaca attacgcagg tattttagaag cagagggaca accagaaggc ccttaactat	2100
caccagtgca tcacatctgc aactctctt ctccattccc tagcaggaac ttctagctca	2160
tttaacagat aaagaaactg aggcccacgg tttcagctag acaatgattt gccaggcct	2220
agtaaccaag gccctgtctc tggctactcc ctggaccacg aggctgattc ctctcatttc	2280
cagcttctca gtttctgcct gggcaatggc caggggccag gagtggggag agttgtgatg	2340
gaggggagag gggtcacacc caccctctgc ctggttctag gctgctgcac accaaggccc	2400
tgcatctgtc tgctctgcat atatgtctct ttggagttgg aatttcatta tatgttaaga	2460
aaataaagga aatgacttg taaggtc	2487

<210> 3
 <211> 2662
 <212> DNA
 <213> Homo sapiens

<400> 3 gagaggggtg agacaatagg gaggcaggca cagaggagaa agaggggtg agggagccag	60
gacctaccg aaggcctcct cagccctgga atttagatgc agtcgggcat ggggtggaat	120
gttctggact tttgggtatg aagccgtgtc ccctgctggg ctttcccacc tttttgcatc	180
tcttctccta ggagtgtcc tgaccatcac cttcatgcct ggggctcgcc ccttgctct	240
ggtcttggtg cccagaata ccctggcctg gatgcagctg gatgcaaagg cccagctca	300
cccaggcct ctccagcttc taggcagagt ggggcctggg tctaggcagc tggctgatgg	360
tgtgaactcg ggccagggcc tgggcatcga gatcatcggg accctccagc tgggtctatg	420
cgtgctggct actaccgacc ggaggcgccg tgaccttggg ggctcagccc cccttgccat	480
cggcctctct gtagcccttg gacacctcct ggctattgac tacactggct gtgggattaa	540

ES 2 534 734 B1

ccctgctcgg tcctttggct ccgcggtgat cacacacaac ttcagcaacc actggatfff	600
ctgggtgggg ccattcatcg ggggagccct ggctgtactc atctacgact tcatcctggc	660
cccacgcagc agtgacctca cagaccgcgt gaagggtgtgg accagcggcc aggtggagga	720
gtatgacctg gatgccgacg acatcaactc cagggtggag atgaagccca aatagaaggg	780
gtctggcccg ggcattccacg tagggggcag gggcaggggc gggcggaggg aggggagggg	840
tgaaatccat actgtagaca ctctgacaag ctggccaaag tcacttcccc aagatctgcc	900
agacctgcat ggtcaagcct cttatggggg tgtttctatc tctttctttc tctttctggt	960
tcctggcctc agagcttcct ggggaccaag atttaccat tcaccactc ccttgaagtt	1020
gtggaggagg tgaaagaaag ggaccacct gctagtgcgc cctcagagca tgatgggagg	1080
tgtgccagaa agtccccct cgccccaaag ttgctcaccg actcacctgc gcaagtgcct	1140
gggattctac cgtaattgct ttgtgccttt gggcacggcc ctcttcttt tcttaacatg	1200
caccttgctc ccaatgggtg ttggaggggg aagagatccc aggaggtgca gtggaggggg	1260
caagctttgc tccttcagtt ctgcttgctc ccaagcccct gaccgctcg gacttactgc	1320
ctgaccttgg aatcgtccct atatcagggc ctgagtgacc tccttctgca aagtggcagg	1380
gaccggcaga gctctacagg cctgcagccc ctaagtgcaa acacagcatg ggtccagaag	1440
acgtggtcta gaccagggct gctctttcca cttgccctgt gttctttccc caggggcatg	1500
actgtcgcca cacgcctctg tgtacatgtg tgcagagcag acaggctaca aagcagagat	1560
cgacagacag ccaggtagtt ggaactttct gttccctatg gagaggcttc cctacacagg	1620
gcctgctatt gcagaatgaa gccatttaga ggggtgaagga gaaataccca tgttacttct	1680
ctgagtttta gttggtcttt ccatctatca ctgcattatc ttgctcattc ttcagttctc	1740
tactccctct tgtcagtgta gacacaggtc accattatgc tgggtgatgt ttatcaaaga	1800
gcacttgagc tgtctgaagc ccaaagcctg aggacagaaa gaccctgatg caggtcagcc	1860
catggaggca gatgcccttg ctgggcctgg gggttttcca agccctcagc tggctctgac	1920
caggatggag caagctcttc ccttgctcat gagctcctga tcagaggcat ttgagcagct	1980
gaataacctg cacaggcttg ctgtatgacc cctggccaca gccttccctc tgcatgacc	2040
tggaggggag aggtcagcct tgacctaatg aggtagctat agttgcagcc caaggacagt	2100
tcagagatca ggatcagctt tgaaggctgg attctatcta cataagtcct ttcaattcca	2160
ccagggccag agcagctcca cactgtgca cttagccatg atggcaacag aaaccaagag	2220
acacaattac gcaggtatftt agaagcagag ggacaaccag aaggccctta actatcacca	2280

ES 2 534 734 B1

gtgcatcaca tctgcacact ctcttctcca ttccctagca ggaacttcta gctcatttaa	2340
cagataaaga aactgaggcc cacggtttca gctagacaat gatttggcca ggcctagtaa	2400
ccaaggccct gtctctggct actccctgga ccacgaggct gattcctctc atttccagct	2460
tctcagtttc tgcctgggca atggccaggg gccaggagtg gggagagttg tgatggaggg	2520
gagaggggtc acaccacccc cctgcctggc tctaggctgc tgcacaccaa ggcctgcat	2580
ctgtctgctc tgcataatg tctctttgga gttggaattt cattatatgt taagaaaata	2640
aaggaaaatg acttgtaagg tc	2662

<210> 4
 <211> 2434
 <212> DNA
 <213> Homo sapiens

<400> 4 aatagggagg caggcacaga ggagaaagag ggggtggaggg agccaggacc tcaccgaagg	60
cctcctcagc cctggaattt agatgcagtc gggcatgggg tggaatgttc tggacttttg	120
gctggctgat ggtgtgaact cgggccaggg cctgggcatc gagatcatcg ggaccctcca	180
gctggtgcta tgcgtgctgg ctactaccga ccggaggcgc cgtgaccttg gtggctcagc	240
cccccttgcc atcggcctct ctgtagccct tggacacctc ctggctattg actacactgg	300
ctgtgggatt aaccctgctc ggtcctttgg ctccgcggtg atcacacaca acttcagcaa	360
ccactggatt ttctgggtgg ggccattcat cgggggagcc ctggctgtac tcatctacga	420
cttcatcctg gccccacgca gcagtgacct cacagaccgc gtgaaggtgt ggaccagcgg	480
ccaggtggag gagtatgacc tggatgccga cgacatcaac tccaggggtg agatgaagcc	540
caaatagaag gggctctggc cgggcatcca cgtagggggc aggggcaggg gcgggcggag	600
ggaggggagg ggtgaaatcc atactgtaga cactctgaca agctggccaa agtcacttcc	660
ccaagatctg ccagacctgc atggcctcagc ctcttatggg ggtgtttcta tctctttctt	720
tctctttctg tttcctggcc tcagagcttc ctggggacca agatttacca attcaccac	780
tcccttgaag ttgtggagga ggtgaaagaa agggaccac ctgctagtcg ccctcagag	840
catgatggga ggtgtgccag aaagtcccc ctcgccccaa agttgctcac cgactcacct	900
gcgcaagtgc ctgggattct accgtaattg ctttgtgcct ttgggcacgg ccctccttct	960
tttcttaaca tgcacctgac tccaatggt gcttgagggg ggaagagatc ccaggaggtg	1020
cagtggaggg ggcaagcttt gctccttcag ttctgcttgc tccaagccc ctgaccgct	1080

ES 2 534 734 B1

```

cggacttact gcctgacctt ggaatcgctc ctatatcagg gcctgagtga cctccttctg      1140
caaagtggca gggaccggca gagctctaca ggctgcagc ccctaagtgc aaacacagca      1200
tgggtccaga agacgtggtc tagaccaggg ctgctctttc cacttgcctt gtgttctttc      1260
cccaggggca tgactgtcgc cacacgcctc tgtgtacatg tgtgcagagc agacaggcta      1320
caaagcagag atcgacagac agccaggtag ttggaacttt ctgttcccta tggagaggct      1380
tccctacaca gggcctgcta ttgcagaatg aagccattta gaggggtgaag gagaaatacc      1440
catgttactt ctctgagttt tagttgggtc ttccatctat cactgcatta tcttgcctcat      1500
tcttcagttc tctactccct cttgtcagtg tagacacagg tcaccattat gctgggtgat      1560
gtttatcaaa gagcacttga gctgtctgaa gcccaaagcc tgaggacaga aagaccctga      1620
tgcaggtcag cccatggagg cagatgcctt tgctgggctt gggggttttc caagccctca      1680
gctggtcctg accaggatgg agcaagctct tcccttgctc atgagctcct gatcagaggc      1740
atgtgagcag ctgaataacc tgcacaggct tgctgtatga cccctggcca cagccttccc      1800
tctgcattga cctggagggg agaggtcagc cttgacctaa tgaggtagct atagttgcag      1860
ccaagagaca gttcagagat caggatcagc tttgaaggct ggattctatc tacataagtc      1920
ctttcaattc caccagggcc agagcagctc caccactgtg cacttagcca tgatggcaac      1980
agaaaccaag agacacaatt acgcaggatc ttagaagcag agggacaacc agaaggcctt      2040
taactatcac cagtgcacac catctgcaca ctctcttctc cattccctag caggaacttc      2100
tagctcattt aacagataaa gaaactgagg cccacggttt cagctagaca atgatttggc      2160
caggcctagt aaccaaggcc ctgtctctgg ctactccctg gaccacgagg ctgattcctc      2220
tcatttccag cttctcagtt tctgcctggg caatggccag gggccaggag tggggagagt      2280
tgtgatggag gggagagggg tcacaccac cccctgcctg gttctaggct gctgcacacc      2340
aaggccctgc atctgtctgc tctgcatata tgtctctttg gagttggaat ttcattatat      2400
gttaagaaaa taaagaaaa tgacttgtaa ggtc                                     2434

```

```

<210> 5
<211> 886
<212> DNA
<213> Homo sapiens

```

```

<400> 5
gctgctgcct taagacgtgc agcctgggcc gtggctgtca ctgctgttcgg acccagacc      60
gctgcaggca gcagcagccc ccgcccgcgc agcagcatgg agctctgggg ggctacctc      120
ctcctctgcc tcttctccct cctgaccag gtcaccaccg agccaccaac ccagaagccc      180

```

ES 2 534 734 B1

aagaagattg taaatgccaa gaaagatggt gtgaacacaa agatgtttga ggagctcaag	240
agccgtctgg acaccctggc ccaggaggtg gccctgctga aggagcagca ggcctgcag	300
acggctctgcc tgaaggggac caaggtgcac atgaaatgct ttctggcctt caccagacg	360
aagaccttcc acgaggccag cgaggactgc atctcgcgcg ggggcaccct gggcaccct	420
cagactggct cggagaacga cgcctgtat gagtacctgc gccagagcgt gggcaacgag	480
gccgagatct ggctgggcct caacgacatg gcggccgagg gcacctgggt ggacatgacc	540
ggcgcccgca tcgcctacaa gaactgggag actgagatca ccgcgcaacc cgatggcggc	600
aagaccgaga actgcgcggt cctgtcaggc gcggccaacg gcaagtgggt cgacaagcgc	660
tgccgcgatc agctgccta catctgccag ttcgggatcg tntagccggc gggcggggg	720
ccgtgggggg cctggaggag ggcaggggcc gcgggaggcc gggaggaggg tggggacctt	780
gcagcccca tcctctccgt gcgcttgag cctctttttg caaataaagt tggcagct	840
tcgcggagag gaaaaaaaaa aaaaaaaaaa aaaaaaaaaa aaaaaa	886

<210> 6
 <211> 2594
 <212> DNA
 <213> Homo sapiens

<400> 6 agcaaatcgc attgocgaga cgaccagcgg gcgcctcgga ttccgcccc gggatggccc	60
cgctcctcc cgccccgcg caaggcacgc acagggcagt gcgcggttg gtgggtccta	120
gcagcgcggc ctgacgggac caaggcggcg ggagtctgcg gtcgttcctt cggctgtgga	180
ccgggcggca cgcacgcggt gcagggtaac atggcggatg cggaagtaat tattttgcca	240
aagaaacata agaagaaaa ggagcggag tcattgccag aagaagatgt agccgaaata	300
caacacgctg aagaatttct tatcaaacct gaatccaaag ttgctaagtt ggacacgtct	360
cagtggcccc ttttgctaaa gaattttgat aagctgaatg taaggacaac aactataca	420
cctcttgcat gtggttcaaa tcctctgaag agagagattg gggactatat caggacaggt	480
ttcattaatc ttgacaagcc ctctaacccc tcttccatg aggtggtagc ctggattcga	540
cggatacttc gggtgagaa gacagggcac agtggactc tggatcccaa ggtgactggt	600
tgtttaatcg tgtgcataga acgagccact cgcttggtga agtcacaaca gactgcaggc	660
aaagagtatg tggggattgt ccggctgcac aatgctattg aaggggggac ccagctttct	720
agggccctag aaactctgac aggtgcctta ttccagcgc cccacttat tgctgcagta	780

ES 2 534 734 B1

aagaggcagc	tccgagtgag	gaccatctac	gagagcaaaa	tgattgaata	cgatcctgaa	840
agaagattag	gaatcttttg	ggtgagttgt	gaggctggca	cctacattcg	gacattatgt	900
gtgcaccttg	gtttgttatt	gggagttggt	ggtcagatgc	aggagcttcg	gagggttcgt	960
tctggagtca	tgagtgaaaa	ggaccacatg	gtgacaatgc	atgatgtgct	tgatgctcag	1020
tggctgtatg	ataaccacaa	ggatgagagt	tacctgcggc	gagttgttta	ccctttggaa	1080
aagctgttga	catctcataa	acggctgggt	atgaaagaca	gtgcagtaaa	tgccatctgc	1140
tatggggcca	agattatgct	tccaggtggt	cttcgatatg	aggacggcat	tgaggccaat	1200
caggagattg	tggttatcac	caccaaagga	gaagcaatct	gcatggctat	tgattaatg	1260
accacagcgg	tcatctctac	ctgcgacat	ggtatagtag	ccaagatcaa	gagagtgatc	1320
atggagagag	acacttacc	tcggaagtgg	ggtttaggtc	caaaggcaag	tcagaagaag	1380
ctgatgatca	agcagggcct	tctggacaag	catggaagc	ccacagacag	cacacctgcc	1440
acctggaagc	aggagtatgt	tgactacagt	gagtctgcca	aaaaagaggt	ggttgctgaa	1500
gtggtaaaag	ccccgcaggt	agttgccgaa	gcagcaaaaa	ctgcgaagcg	gaagcgagag	1560
agtgagagtg	aaagtgacga	gactcctcca	gcagctcctc	agttgatcaa	gaaggaaaag	1620
aagaagagta	agaaggacaa	gaaggccaaa	gctggctctgg	agagcggggc	cgagcctgga	1680
gatggggaca	gtgataccac	caagaagaag	aagaagaaga	agaaagcaaa	agaggtagaa	1740
ttggtttctg	agtagtgaag	gccacttgaa	gctggaggag	aaactaaagc	cttattgaga	1800
aaacatgtta	tagatccttt	tgttgctgag	agagtggaac	ataggtccta	gacaggggtga	1860
agagttctgg	cacattttag	ctgctacttt	gagacctcgg	tgatgttacc	tggtgtggtc	1920
atcccatctt	gtcctgtttt	aaggatatgg	gtggtgaaag	atgaaagagg	cagagtttat	1980
cccaatgact	tctctgtttg	agttgggaag	cctcaccttc	agaccagta	actgtccgca	2040
gctgtctgct	agtggttgtc	ttaacatcgt	agtcctagtt	tgcatTTTTT	aaatcccctc	2100
tgtttaaaag	gtttgtaaaa	caaaaacaaa	aaactaagtc	tgctcagtga	aatgctgtag	2160
aaccctaaat	aagtggtaga	agagtgtcac	tgaattttgt	ctctgaattc	agtataactg	2220
agttttgtcc	atgctgggtg	ctgggttata	ggcctgatgg	gcctggtagt	tttccatctt	2280
gttctggcct	agaggtcagt	cctttgcact	tcctcaaagc	ttgtgtacag	tgctcaccta	2340
aatccatctg	actacttggt	cctgtgccct	cttgttttag	gcctcgttta	cttttaaaaa	2400
atgaaattgt	tcattgctgg	gagaagaatg	ttgtaatttt	tacttattaa	agtcaacttg	2460
ttaagttttt	tatgtattcc	tgttgggttt	tcttgttgat	ctcatgctag	cagagcaaaa	2520

ES 2 534 734 B1

attgtaaaat attttgatta aaaatctagg gacctttatg tcctatttga aatgtgaaaa 2580
 aaaaaaaaaa aaaa 2594

<210> 7
 <211> 2579
 <212> DNA
 <213> Homo sapiens

<400> 7
 agcaaatcgc attgvcgaga cgaccagcgg gvcgctcggg ttccgcccc ggatggccc 60
 cgcctcctcc cgccccgcgg caaggcacgc acagggcagt gvcggggtgg gtgggtccta 120
 gcagcgcggc ctgacgggac caaggcggcg ggagtctgcg gtcgttcctt cggtgtgga 180
 ccgggcggca cgcacgcggt gcagggtaac atggcggatg cggagtaat tattttgcca 240
 aagaaacata agaagaaaaa ggagcggag tcattgccag aagaagatgt agccgaaata 300
 caacacgctg aagaatttct tatcaaacct gaatccaaag ttgctaagtt ggacacgtct 360
 cagtggcccc ttttgctaaa gaattttgat aagctgaatg taaggacaac aactataca 420
 cctcttgcac gtggttcaaa tcctctgaag agagagattg gggactatat caggacaggt 480
 ttcattaatc ttgacaagcc ctctaacccc tcttcccatg aggtggtagc ctggattcga 540
 cggatacttc gggtgagaaa gacagggcac agtggctactc tggatcccaa ggtgactggt 600
 tgtttaatcg tgtgcataga acgagccact cgcttgggta agtcacaaca gagtgcaggc 660
 aaagagtatg tggggattgt ccggctgcac aatgctattg aaggggggac ccagctttct 720
 agggccctag aaactctgac aggtgcctta ttccagcgcac cccacttat tgctgcagta 780
 aagaggcagc tccgagtgag gaccatctac gagagcaaaa tgattgaata cgatcctgaa 840
 agaagattag gaatcttttg ggtgagttgt gaggctggca cctacattcg gacattatgt 900
 gtgcaccttg gtttgttatt gggagttggt ggtcagatgc aggagcttcg gagggttcgt 960
 tctggagtca tgagtgaaaa ggaccacatg gtgacaatgc atgatgtgct tgatgctcag 1020
 tggctgatg ataaccacaa ggatgagagt tacctgcggc gagttgttta cccttgga 1080
 aagctgttga catctcataa acggctgggt atgaaagaca gtgcagtaaa tgccatctgc 1140
 tatggggcca agattatgct tccaggtggt cttcgatatg aggacggcat tgaggccaat 1200
 caggagattg tggttatcac caccaaagga gaagcaatct gcatggctat tgcattaatg 1260
 accacagcgg tcatctctac ctgacgacct ggtatagtag ccaagatcaa gagagtgatc 1320
 atggagagag aacttacc cgggaagtgg ggtttaggctc caaaggcaag tcagaagaag 1380
 ctgatgatca agcagggcct tctggacaag catgggaagc ccacagacag cacacctgcc 1440

ES 2 534 734 B1

acctggaagc aggatgagtc tgccaaaaaa gaggtggttg ctgaagtggg aaaagccccg 1500
caggtagttg ccgaagcagc aaaaactgcg aagcgggaagc gagagagtga gagtgaaagt 1560
gacgagactc ctccagcagc tcctcagttg atcaagaagg aaaagaagaa gagtaagaag 1620
gacaagaagg ccaaagctgg tctggagagc ggggccgagc ctggagatgg ggacagtgat 1680
accaccaaga agaagaagaa gaagaagaaa gcaaaagagg tagaattggg ttctgagtag 1740
tgaaggccac ttgaagctgg aggagaaact aaagccttat tgagaaaaca tgttatagat 1800
ccttttgttg ctgagagagt ggaacatagg tcctagacag ggtgaagagt tctggcacat 1860
tttagctgct actttgagac ctcggtgatg ttacctggg ggtcatccc atcttgcct 1920
gttttaagga tatgggtggg gaaagatgaa agaggcagag tttatcccaa tgacttctct 1980
gtttgagttg ggaagcctca cttcagacc cagtaactgt ccgcagctgt ctgctagtgg 2040
ttgtcttaac atcgtagtcc tagtttgcat tttttaaatc ccctctgttt aaaaggtttg 2100
taaaacaaaa acaaaaaact aagtctgctc agtgaaatgc tgtagaacct taaataagtg 2160
gtagaagagt gtcactgaat tttgtctctg aattcagtat aactgagttt tgtccatgct 2220
gggtgtctggg ttataggcct gatgggcctg gtagttttcc atcttgttct ggctagagg 2280
tcagtccttt gcacttctc aaagcttggtg tacagtgtc acctaaatcc atctgactac 2340
ttgttctgt gccctcttgt tttaggcctc gtttactttt aaaaaatgaa attgttcatt 2400
gctgggagaa gaatgttgta atttttactt attaaagtca acttgttaag ttttttatgt 2460
attcctgttg ggttttcttg ttgatctcat gctagcagag caaaaattgt aaaatatttt 2520
gattaaaaat ctagggacct ttatgtccta tttgaaatgt gaaaaaaaaa aaaaaaaaaa 2579

<210> 8
<211> 3595
<212> DNA
<213> Homo sapiens

<400> 8
tttgaaaacg tcacactgtg gaggaaaagc agcaactagg gagctggtga agaaggatgt 60
ctcagcagtg ttacttaggc ctccaacact agagcccatc cccagctcc gaaaagcttc 120
ctggaaatgt ccttgttatc acttcccctc tcgggctggg cgctgggagc gggcggctc 180
ctccgcccc ggctgttccg ccgaggctcg ctgggtcgct ggcgccgccc cgagcacgg 240
ctcagaccga ggcgcacagg ctcgcagctc cgcggcgcct agcgcctccg tccccgccg 300
gacgcgccac cgtccctgcc ggcgcctccg cgcgcttcga aatgagggtc ctgggtgggc 360

ES 2 534 734 B1

gctgcggggc gctgctggcg tgtctcctcc tagtgcttcc cgtctcagag gcaaactttt	420
tgtcaaagca acaggcttca caagtcctgg ttaggaagcg tcgtgcaaat tctttacttg	480
aagaaaccaa acagggtaat cttgaaagag aatgcatcga agaactgtgc aataaagaag	540
aagccaggga ggtctttgaa aatgaccchg aaacggatta tttttatcca aaatacttag	600
tttgtcttcg ctcttttcaa actgggttat tcaactgctgc acgtcagtca actaatgctt	660
atcctgacct aagaagctgt gtcaatgcca ttccagacca gtgtagtcct ctgccatgca	720
atgaagatgg atatatgagc tgcaaagatg gaaaagcttc ttttacttgc acttgtaaac	780
caggttggca aggagaaaag tgtgaatttg acataaatga atgcaaagat cctcaaata	840
taaatggagg ttgcagtcaa atttgtgata atacacctgg aagttaccac tgttcctgta	900
aaaatggttt tgttatgctt tcaaataaga aagattgtaa agatgtggat gaatgctctt	960
tgaagccaag catttgtggc acagctgtgt gcaagaacat cccaggagat tttgaatgtg	1020
aatgccccga aggctacaga tataatctca aatcaaagtc ttgtgaagat atagatgaat	1080
gctctgagaa catgtgtgct cagctttgtg tcaattacc tggaggttac acttgctatt	1140
gtgatgggaa gaaaggattc aaacttgccc aagatcagaa gagttgtgag gttgtttcag	1200
tgtgccttcc cttgaacctt gacacaaagt atgaattact ttacttggcg gagcagtttg	1260
caggggttgt tttatattta aaatttcggt tgccagaaat cagcagattt tcagcagaat	1320
ttgatttccg gacatatgat tcagaaggcg tgatactgta cgcagaatct atcgatcact	1380
cagcgtggct cctgattgca cttcgtgggtg gaaagattga agttcagctt aagaatgaac	1440
atacatccaa aatcacaact ggaggtgatg ttattaataa tgggtctatgg aatatggtgt	1500
ctgtggaaga attagaacat agtattagca ttaaaatagc taaagaagct gtgatggata	1560
taaataaacc tggaccctt ttttaagccgg aaaatggatt gctggaaacc aaagtatact	1620
ttgcaggatt ccctcggaaa gtggaaagtg aactcattaa accgattaac cctcgtctag	1680
atggatgat acgaagctgg aatttgatga agcaaggagc ttctggaata aaggaaatta	1740
ttcaagaaaa acaaaataag cattgcctgg ttactgtgga gaagggctcc tactatcctg	1800
gttctggaat tgctcaattt cacatagatt ataataatgt atccagtgct gagggttggc	1860
atgtaaagt gaccttgaat attcgtccat ccacgggcac tgggtgttatg cttgccttgg	1920
tttctggtaa caacacagtg ccctttgctg tgtccttggg ggactccacc tctgaaaaat	1980
cacaggatat tctgttatct gttgaaaata ctgtaataata tcggatacag gccctaagtc	2040
tatgttccga tcaacaatct catctggaat ttagagtcaa cagaaacaat ctggagttgt	2100

ES 2 534 734 B1

cgacaccact taaaatagaa accatctccc atgaagacct tcaaagacaa cttgccgtct 2160
 tggacaaagc aatgaaagca aaagtggcca catacctggg tggccttcca gatgttccat 2220
 tcagtgccac accagtgaat gccttttata atggctgcat ggaagtgaat attaatggtg 2280
 tacagtggga tctggatgaa gccatttcta aacataatga tattagagct cactcatgtc 2340
 catcagtttg gaaaaagaca aagaattctt aaggcatctt ttctctgctt ataatacctt 2400
 ttccttgtgt gtaattatac ttatgtttca ataacagctg aagggtttta tttacaatgt 2460
 gcagtctttg attattttgt ggtcctttcc tgggattttt aaaaggtcct ttgtcaagga 2520
 aaaaaattct gttgtgatat aatcacagt aaagaaattc ttacttctct tgctatctaa 2580
 gaatagtga aataacaat tttaaatttg aatttttttc ctacaaatga cagtttcaat 2640
 ttttgtttgt aaaactaaat tttaatttta tcatcatgaa ctagtgtcta aatacctatg 2700
 tttttttcag aaagcaagga agtaaactca aacaaaagtg cgtgtaatta aatactatta 2760
 atcataggca gatactatth tgtttatggt tttgtttttt tcctgatgaa ggcagaagag 2820
 atggtggtct attaaatatg aattgaatgg agggtcctaa tgccttattt caaacaatt 2880
 cctcaggggg aacagctttg gcttcatctt tctcttgtgt ggcttcacat ttaaaccagt 2940
 atctttattg aattagaaaa caagtgggac atatthtctt gagagcagca caggaatctt 3000
 cttcttggca gctgcagtct gtcaggatga gatatcagat taggttggat aggtggggaa 3060
 atctgaagtg ggtacatttt ttaaattttg ctgtgtgggt cacacaaggt ctacattaca 3120
 aaagacagaa ttcagggatg gaaaggagaa tgaacaaatg tgggagtcca tagttttcct 3180
 tgaatccaac ttttaattac cagagtaagt tgccaaaatg tgattgttga agtacaaaag 3240
 gaactatgaa aaccagaaca aatthtaaca aaaggacaac cacagagggga tatagtgaat 3300
 atcgtatcat tgtaatcaaa gaagtaagga ggtaagattg ccacgtgcct gctggtactg 3360
 tgatgcattt caagtggcag ttttatcacg tttgaatcta ccattcatag ccagatgtgt 3420
 atcagatgth tcactgacag tthttaacaa taaattctth tcactgtatt ttatatcact 3480
 tataataaat cgggtgtataa tthtaaatg catgtgaata tctthattat atcaactgth 3540
 tgaataaaac aaaattacat aatagacatt taactcttca aaaaaaaaaa aaaaa 3595

<210> 9
 <211> 5431
 <212> DNA
 <213> Homo sapiens

<400> 9
 gggggctttg tgcgcggcgg cggcgggaga ggcggcggcg gcggccagca cggagggcga 60

ES 2 534 734 B1

ggccgagggg gctgtgcaca ggtcgccgcg gagaggcgtg cgaattccga gccgagcgcc	120
gaggaccgtg ctaccaggc cgggctgcc gccgcaggct cctctctggc agcagcggcg	180
gcgcggcgac ccccgtcctt cggcctcccc ttcccatccc acctcccagag ccttcctctt	240
cccgcagcac gcccgggccc gcccggccgt ggcctcctc agtgccggcc gccatggcag	300
aggcgtccgg cgcggggaaa atctagccc gggatttcat gcggcctagc tcggttccgc	360
ctcctcctcg cgcggcccca gcggctgccc gcaccccagc cccactccgg gcctccgtgt	420
ctctcctgtg atcgcactga cacggccggg gggttagaat ggaacaaact gaaggcccga	480
tgagagaaa ggaagttaa ggatgctgga gcagaacaat ggatttctct ttctctttca	540
tgcaagggat catgggaaac acaattcagc aaccacctca actcattgac tccgccaaca	600
tccgtcagga ggatgccttt gataacaaca gtgacattgc tgaagatggt gccagacac	660
catatgaagc tactttgcag caaggctttc agtaccagc tacaacagaa gatcttcctc	720
cactcacaaa tgggtatcca tcatcaatca gtgtgtatga aactcaaacc aaataccagt	780
catataatca gtatcctaata gggtcagcca atggctttgg tgcagttaga aactttagcc	840
ccactgacta ttatcattca gaaattccaa acacaagacc acatgaaatt ctggaaaaac	900
cttcccctcc acagccacca cctcctcctt cgggtaccaca aactgtgatt ccaaagaaga	960
ctggctcacc tgaaattaaa ctaaaaataa ccaaaactat ccagaatggc agggaattgt	1020
ttgagtcttc cttttgtgga gaccttttaa atgaagtaca ggcaagtgag cacacgaaat	1080
caaagcatga aagcagaaaa gaaaagagga aaaaaagcaa caagcatgac tcatcaagat	1140
ctgaagagcg caagtcacac aaaatcccca aattagaacc agaggaacaa aatagaccaa	1200
atgagagggg tgacactgta tcagaaaaac caagggaaga accagtacta aaagaggaag	1260
cccagttca gccaaacta tcttctgttc caacaacgga agtgtccact ggtgttaagt	1320
ttcaggttg cgatcttgtg tggccaagg tgggaaccta tccttgggtg cttgtatgg	1380
tttcaagtga tcccagctt gaggttcata ctaaaattaa cacaagaggt gcccgagaat	1440
atcatgtcca gttttttagc aaccagccag agagggcgtg ggttcatgaa aaacgggtac	1500
gagagtataa aggtcataaa cagtatgaag aattactggc tgaggcaacc aaacaagcca	1560
gcaatcactc tgagaaacaa aagattcggg aaccccagacc tcagagagaa cgtgctcagt	1620
gggatattgg cattgcccac gcagagaaag cattgaaaat gactcgagaa gaaagaatag	1680
aacagtatac ttttatttac attgataaac agcctgaaga ggctttatcc caagcaaaaa	1740
agagtgttgc ctccaaaacc gaagttaaaa aaacccgacg accaagatct gtgctgaata	1800

ES 2 534 734 B1

ctcagccaga	acagaccaat	gcaggggagg	tggcctcctc	actctcaagt	actgaaattc	1860
ggagacatag	ccagagggcg	cacacaagtg	cggaagagga	agagccaccg	cctgttaaaa	1920
tagcctggaa	aactgcggca	gcaaggaaat	ccttaccagc	ttccattacg	atgcacaaag	1980
ggagcctgga	tttgcagaag	tgtaacatgt	ctccagttgt	gaaaattgaa	caagtgtttg	2040
ctcttcagaa	tgctacaggg	gatgggaaat	ttatcgatca	atltgtttat	tcaacaaagg	2100
gaattggtaa	caaaacagaa	ataagtgtca	gggggcaaga	caggcttata	atltctacac	2160
caaaccagag	aatgaaaag	ccaacgcaga	gtgtatcatc	tcctgaagca	acatctggtt	2220
ctacaggctc	agtagaaaag	aagcaacaga	gaagatcaat	tagaactcgt	tctgaatcag	2280
agaaatccac	tgaggttgtg	caaagaaga	agatcaaaaa	ggagcagggt	gaaacagttc	2340
ctcaggctac	agtgaagact	ggattacaga	aaggtgccag	cgagatttca	gattcctgta	2400
aacctctaaa	gaaaaggagt	cgcgctcaa	ctgatgtaga	aatgactagt	tcagcataca	2460
gagacacatc	tgactccgat	tctagaggac	tgagtgacct	gcaggtaggc	tttggaagc	2520
aagtagatag	cccttcagct	actgcagatg	cagacgtttc	tgatgtgcag	tccatggatt	2580
caagtttgtc	gagaagaggc	actggaatga	gtaagaagga	cactgtatgt	cagatttgtg	2640
aaagctctgg	tgactctctg	attccttgtg	agggagagtg	ctgcaaacac	tttcacctgg	2700
agtgcctggg	attggcatca	cttctgata	gcaagttcat	ctgcatggaa	tgtaaaactg	2760
ggcagcacc	atgtttttcg	tgtaaagtgt	ctggtaaaga	tgtgaagcgt	tgttctgttg	2820
gtgcttgtgg	gaaatlttat	catgaagcct	gtgtccgcaa	attccccact	gccatctttg	2880
aatcaaaagg	attccgctgt	cctcagcact	gctgctctgc	ctgctctatg	gagaaagata	2940
tccacaaagc	aagtaaaggc	cgcatgatga	gatgtttaag	atgtccagtt	gcctatcact	3000
ctggagatgc	ttgcattgcg	gccggaagca	tgttagtatc	ctcctacatt	ctcatctgta	3060
gtaatcattc	caaacggagc	agtaattctt	ctgctgtaaa	tgtaggcttt	tgtttcgttt	3120
gtgccagagg	gctgatagtt	caggaccatt	cagaccccat	gttcagttca	tatgcctata	3180
agtcccacta	cctactgaat	gaatcaaadc	gtgctgagtt	gatgaaatta	cctatgattc	3240
cttcttcgtc	agcttccaaa	aagaaatgtg	agaaagggtg	aagattgctc	tgctgtgaat	3300
cgtgccagc	ttccttccac	ccggaatgcc	taagcataga	aatgccagaa	ggctgctgga	3360
attgtaatga	ctgtaaagct	ggcaagaaac	tacattacaa	gcagattggt	tgggtcaaat	3420
tgggaaatta	cagatgggtg	ccagcagaga	tctgcaacc	caggctctgtg	cactgaaca	3480
tccagggcct	taaacadgac	ttgggggact	tccctgtatt	cttctttggt	tctcatgact	3540

ES 2 534 734 B1

actactgggt	acaccagggc	agagtgttcc	cttatgttga	aggagacaaa	agctttgctg	3600
aagggcagac	tagtattaac	aagaccttca	aaaaggcact	ggaagaagct	gcaaaacgtt	3660
tccaggaatt	gaaagcacia	agagaaagta	aagaagcctt	agagattgaa	aaaaactcaa	3720
gaaaaccccc	tccctacaaa	cacatcaaag	ctaacaaagt	aataggaaag	gtgcagatcc	3780
aggttgctga	cctgtcagag	attccccgct	gtaactgcaa	gccagctgat	gaaaaccctt	3840
gtggcttggg	atcggagtg	ctgaacagaa	tgttgcagta	tgaatgccac	ccgcaggtgt	3900
gcccagctgg	agatcgttgt	cagaaccagt	gctttacaaa	gagactatac	cctgatgcag	3960
agatcatcaa	aacggagcgg	agaggctggg	gcctcaggac	caaaaggagc	attaagaagg	4020
gtgaatttgt	aatgaatac	gtcggtgaat	taattgatga	agaagaatgc	agattgcgaa	4080
tcaagcgagc	ccacgagAAC	agtgtaacta	atTTTTat	gttaactggt	accaaggacc	4140
gtataattga	tgccggccca	aaaggaaatt	attctcgctt	catgaaccac	agttgtaatc	4200
ccaactgtga	aacacaaaag	tggacagtga	atggagatgt	tcgagtggga	ctatttgctc	4260
tctgtgat	tcttgcaggg	atggagttaa	catttaatta	taacctagat	tgtctgggca	4320
acggcagAAC	ggagtgccac	tgtggagcag	ataactgcag	tggTTTTcta	ggagtgcggc	4380
caaagtcggc	atgtgcgtca	acaaatgaag	agaaggcaaa	aatgctaag	ttaaaacaga	4440
agagacgaaa	gatcaaaaaca	gaaccaaagc	agatgcatga	agattactgt	tttcaatgtg	4500
gagatggtgg	agagctggtc	atgtgtgaca	aaaaagactg	tcccaaagca	taccacctcc	4560
tatgccttaa	cctgactcag	ccaccat	gaaagtggga	gtgtccgtgg	catcagtgcg	4620
atgagtgcag	cagtgcagct	gtttccttct	gtgaattctg	tccacattca	ttttgtaaag	4680
atcatgaaaa	gggggcccctg	gttccctctg	cactggaagg	ccgcctctgc	tgctcggAAC	4740
atgaccccat	ggctcctgtg	tcaccagaat	actggagcaa	gataaaatgt	aatgggaat	4800
cacaagatca	tggagaagaa	gtaaaagaat	aatgtgtgg	tgtcccctcc	tttctattta	4860
agtgaaaaaa	gcaaatagat	catgcattta	aaaagaagag	actgctacag	tgcatacagc	4920
ctttgcatc	ggaactgcct	tattaaagca	aaaatgggaa	accagttcat	gcaggcagaa	4980
gcagttggtg	gtgtctgggt	tttgtttgat	ttggttggt	tgggattctt	ttgtggaggg	5040
ttaaattccc	ttggtctttt	cttgcctttt	attgtgcttc	agtgccattg	cagcttgaaa	5100
aagaaatggt	tttgcgtgta	aaataagaac	aaagagaaaa	gtaagttttg	ttaatgagat	5160
aaatttaaag	tctaagatgt	gttccttggg	tgtataaagc	aaaagtagcc	atcattcctt	5220
tatttatTTT	catttttagg	aatttcaaga	agtgtagttc	aatagtctaa	tcaagtgtgt	5280

ES 2 534 734 B1

gtgtgtttta agtaggaatc tgagaaagcc ctctaggaaa gggtagata agctttatat 5340
 acctctttac tgagcagtag gtaggctcac ttctctttcc cttcaaaatg cttttcatag 5400
 gcttagagaa gggctctatg gaagtattaa a 5431

<210> 10
 <211> 6308
 <212> DNA
 <213> Homo sapiens

<400> 10
 tctttaagat ttgtagctac taagaaagaa aggagctttt tttccttggg cttcaaact 60
 gaaagaaccg catgagcctg aagctgcgca tggctctaac atcaggctgt gcaggaagaa 120
 gctatctgca gatggatgcc agcacacaca aggaagcaga gctctggcaa cattgagtca 180
 aagcaaggac acaacatcag agggacggca gagaatcctt gtgtgtagat ctttgggtggc 240
 agtttgaaaa ttgcaaggag ggactttaag actacttctg atttgcaaag attgtctgtg 300
 ctctgagcag gctgaagtga ctggacgaga cgcactgttg gagaaataaa aatgacttcc 360
 cattatgtga ttgccatctt tgcctgatg agctcctggt tagccactgc aggtccagag 420
 cctggtgcac tgtgtgaact gtcacctgtc agtgcctccc atcctgtcca ggcttggatg 480
 gagagcttca ctgttttgtc aggctgtgcc agcagaggca caactgggct gccacaggag 540
 gtgcatgtcc tgaatctccg cactgcaggc caggggcctg gccagctaca gagagaggtc 600
 aacttcacc tgaatcccat ctctcagtc cacatccacc acaagtctgt tgtgttctctg 660
 ctcaactccc cacaccccct ggtgtggcat ctgaagacag agagacttgc cactggggtc 720
 tccagactgt ttttgggtgtc tgagggttct gtgggtccagt tttcatcagc aaacttctcc 780
 ttgacagcag aaacagaaga aaggaacttc ccccatggaa atgaacatct gttaaattgg 840
 gcccgaaaag agtatggagc agttacttca ttcaccgaac tcaagatagc aagaaacatt 900
 tatattaaag tgggggaaga tcaagtgttc cctccaaagt gcaacatagg gaagaatttt 960
 ctctcactca attaccttgc tgagtacctt caacccaaag cagcagaagg gtgtgtgatg 1020
 tccagccagc cccagaatga ggaagtacac atcatcgagc taatcacccc caactctaac 1080
 ccctacagtg ctttccaggt ggatataaca attgatataa gaccttctca agaggatctt 1140
 gaagtgttca aaaatctcat cctgatcttg aagtgcaaaa agtctgtcaa ctgggtgatc 1200
 aaatcttttg atgttaaggg aagcctgaaa attattgctc ctaacagtat tggctttgga 1260
 aaagagagtg aaagatctat gacaatgacc aaatcaataa gagatgacat tccttcaacc 1320

ES 2 534 734 B1

caagggaatc tggatgaagtg ggctttggac aatggctata gtccaataac ttcatacaca	1380
atggctcctg tggctaatag atttcatctt cggcttgaaa ataatgagga gatgggagat	1440
gaggaagtcc aactatttcc tctgagcta cggatcctgc tggaccctgg tgcctgcct	1500
gccctgcaga acccgcccat ccggggaggg gaaggccaaa atggaggcct tccgtttcct	1560
ttcccagata tttccaggag agtctggaat gaagagggag aagatgggct ccctcgcca	1620
aaggaccctg tcattcccag catacaactg tttcctggtc tcagagagcc agaagaggtg	1680
caagggagcg tggatattgc cctgtctgtc aaatgtgaca atgagaagat gatcgtggct	1740
gtagaaaaag attcctttca ggccagtggc tactcgggga tggacgtcac cctgttggat	1800
cctacctgca aggccaagat gaatggcaca cactttgttt tggagtctcc tctgaatggc	1860
tgcggtactc ggccccgggtg gtcagccctt gatgggtgtgg tctactataa ctccattgtg	1920
atacaggttc cagcccttgg ggacagtagt ggttggccag atggttatga agatctggag	1980
tcaggtgata atggatttcc gggagatatg gatgaaggag atgcttcctt gttcacccga	2040
cctgaaatcg tgggtgtttaa ttgcagcctt cagcaggtga ggaaccccag cagcttcag	2100
gaacagcccc acggaaacat caccttcaac atggagctat acaaacactga cctctttttg	2160
gtgccctccc agggcgtctt ctctgtgcca gagaatggac acgtttatgt tgaggatatct	2220
gttactaagg ctgaacaaga actgggattt gccatccaaa cgtgctttat ctctccatat	2280
tcgaaccctg ataggatgtc tcattacacc attattgaga atatttgtcc taaagatgaa	2340
tctgtgaaat tctacagtcc caagagagtg cactttccta tcccgcaagc tgacatggat	2400
aagaagcgat tcagctttgt cttcaagcct gtcttcaaca cctcactgct ctttctacag	2460
tgtgagctga cgctgtgtac gaagatggag aagcaccccc agaagttgcc taagtgtgtg	2520
cctcctgacg aagcctgcac ctgctggac gcctcgataa tctgggccat gatgcagaat	2580
aagaagacgt tctaagacc cttgctgtg atccaccatg aagcagaatc taaagaaaaa	2640
ggtccaagca tgaaggaacc aaatccaatt tctccaccaa ttttccatgg tctggacacc	2700
ctaaccgtga tgggcattgc gtttgagcc tttgtgatcg gagcactcct gacgggggcc	2760
ttgtgtgata tctatttctca cacaggggag acagcaggaa ggcagcaagt cccacctcc	2820
ccgccagcct cggaaaacag cagtgtgccc cacagcatcg gcagcacgca gagcacgcct	2880
tgctccagca gcagcacggc ctagcccaac ccagcccaac ccggcccaac ccagcccagc	2940
ccagctcagc tcagctactg ccaagggcag gaccaatggc tgagcctcgt gtccagactc	3000
agagggctgg attttggttc ccttgtaaag acagagtgaa tttcagtata aagatcacc	3060

ES 2 534 734 B1

gttgtattca	ccccacaccc	agggctagta	taaacaatgac	cctggggcttc	tgtaccacac	3120
tagaattcat	gtgagaaagc	taaaatgggtg	gtcttctcca	ccagcccctc	acaggcttgg	3180
gggttttcaa	tgtgaaacac	atgccagttt	ttaaaatgct	gctttgtcca	ggtgagaaca	3240
tccataattt	ggggccctga	gttttaccca	gactcaagga	gttggtaaag	ggttaatagc	3300
cagatagtag	aaccagtgag	gagatgcggc	caaagattct	ttatatctga	accaagatgt	3360
aaaacaagaa	atgctttgag	gctttctaag	cgatcctcct	gtctaatttg	cacctttgtc	3420
tggatgcaca	cttctgacct	tgctgccaca	acctgtgggg	tctgatgtgt	cccttgatgg	3480
gtgctgcct	cagggactgc	acctgacaa	gtgttaaggc	aacattcctt	tcttgtgcc	3540
tgggccaaaa	ccaatgctga	tgaccttadc	agcttcctgt	ttcttcccat	acttgcatac	3600
accactgcaa	aatgtcttaa	tgcaaatttt	gtatttctta	caggcctaca	gaaattgaaa	3660
atgaccaaaa	tcaggaacca	cagatttgtg	ccattccta	atattttggt	ctgcaaatta	3720
atgtataatt	tgaggtgaaa	ttcagttata	aagtcaagga	cgaatttgca	cagtgatata	3780
tttctatgtg	tatgcaagta	caagtatata	atatgtcacc	tggcacattc	attttctcag	3840
ttgaagaaga	gaaaatttga	aatgtcctt	atgcttttag	agttgcaact	taagtatatt	3900
tggtaggggtg	agtgtttcca	ctcaaaatat	gtcaacttaa	aaaaaaatag	gccctttcat	3960
aaaaaccaa	ctgtagcaag	atgcaaatgc	atggcaaatc	ctgtcgggtc	ccagttgggt	4020
atctgaatag	tgtcaccaat	tccaccaaga	cagtgctgag	attggaaaag	ggcactcatt	4080
tggattgcct	tacttctctt	gccttaaata	tatcccatat	atttaatatg	tcaaaaaggg	4140
cttgaggtga	atttcattaa	atggaataat	atgatgccac	tttgcagcta	aaataagctc	4200
agtgatacct	ccttgttaaa	aaaaaaaaaa	aaaaaaaaaga	atgccagggg	ggaattatca	4260
tgctaaatta	ttttactgct	gaagatagct	tcattgcaaa	ttattctttt	tccagaattt	4320
cccccaaaca	acttagaatt	ccataagtag	aacaagatag	attctacccc	caaaatattc	4380
ataagcaaat	cccactgccc	ttaaaataag	gaagttatgc	ctggttgtct	gtgaatggaa	4440
cctcagtagg	taatcctgat	gaagcttaaa	accttagggc	agtgtctaca	tgggaacaa	4500
gtatgtggaa	attgacaatc	atttttacca	aatcgttgag	taataatatg	acttacctga	4560
tagatataca	cattcaataa	ggaacatttt	tttttttcaa	taaggaacat	tttaactaaa	4620
acattacttt	agggctgaga	tttccaggct	atctacattg	atctactgaa	aaatttctag	4680
atttccatat	acaaacgaag	aagacatgag	tttagagaat	ttttttcctt	taattttttt	4740
ttaacagaag	ggtatcagag	tggaggacct	agattacgct	acctgtgttt	gaaaatattg	4800

ES 2 534 734 B1

cgctttgcct aaccttcggt ggaatgtatt gtttcagcat attctatgta taaaaaagtt	4860
taaagatgtc ttcaaagaag actagagtct ttaagtcact tatagctata ttttactaca	4920
aaatttgtgt ataaagatat atttaagtgt tttagataaa ttttaagttac tccatatgaa	4980
atgtttaatt tcagctactg tgaattcttt cgatcagtc ctttgcttttt taaaaaatct	5040
tttccatcgt gttaaaaaga aaattagcta ttaggagata ttaaaagatt gatgtcttag	5100
aaggacaggg ttaaaacctt ctgtaatata tttaaatata tatttttaag agagatgcta	5160
cattgccaat gattttataa ataatttaa attaatctac aaatttatag atgcaaacca	5220
aaagatcttt ttaaaagaga gagagaggaa aaaaatcacc ttttatttgt ttgggtctca	5280
ttgtcagaat tattattcag atcaagaaat ctgtgtcgat aaaacctaatt ctcatattgg	5340
agagtgaatg tcgttaagta tttctgaaat gtttctaaaa aatgaacatg aaaaaataa	5400
ggatatttct ccctagcttc tcattacagt atttctaatt gcttcacact ttacagtttt	5460
aatacaaagt acaagctcta cttttataac gtgtactaca agtttcttta aaagtattgt	5520
tgtatttcag ctgaaactct gtatctgcag tcttttgta tttctgcagg ctacaccctt	5580
aatttgcaga ggccattttg ttgtttgtt gatgctgaag ctgttgtaaa aatgccccaa	5640
actccaaggc agattgtctg tataatacgc tatagctttt caccatgtgg tgtttaccag	5700
ctgttactct gtattttaaa aagccagaga tttcttctgt ctaaactggt tctatagcat	5760
tttctaaaca aaaaaaatgg ttttttctt tgccttgtaa taagattgta aatccatttc	5820
ctgcttgtgt tcttagtggg catgattgtg agtgtgtgtg ggggtgctcac acgcgtgcca	5880
gtctttttgt actgtaacta cctcatgggt tgaatgatga ttgtactgct ggttgtgta	5940
acagagcaca ttttgttggg tgagtcctat gtgatttttt tcatgtttgt tttatctggg	6000
ggttgttcat gaaactgaca gatgtttttc taaaaggac tattatcagt ttccaaatac	6060
aatacttctc tcttctgggt tttcctgaat gagcctgatt ttgttgctgg ttttcatcat	6120
ctatgagggt aaaacgagta cccttaaaat ccctgtggcc agtttgaaca ccctgttgt	6180
attcttttct ctgttcagtg tgcagctat tttgtgaaga tgcttagatg tatagttttg	6240
ataaccacag ttttaaatct tttatctgtg cataataaaa agatatatat cagttattaa	6300
aaaaaaaa	6308

<210> 11
 <211> 6472
 <212> DNA
 <213> Homo sapiens

ES 2 534 734 B1

<400> 11

gagagccccc ggtggggccg gcggaggagc gcccttcccc ccgcgcgctg attgctgtgg	60
cgctctgccc gtccccgccc gcgtgtgtgc gagggagggc gagtgcgccg ggtcggcctg	120
atgggggtaa tcgagggttt cggggacgcc gagcggcact ttctcttcc cagcgagtga	180
aggagggcag tcggcggctc tcgcgccccg gccactttcc ctgcgcgatt cccggagctc	240
cctgcaggag gtgagagtcc ccagcgggtc cggatggcgt agttttgccg cggcgcagca	300
gctgccggag ctcgccgccg ccgagcgcctg ggcggggaaa cttgccgccg ctttctcca	360
acttgctgcg ggtggatctc cgctggacac accgcctccg aggcagtttg aaaattgcaa	420
ggagggactt taagactact tctgatttgc aaagattgtc tgtgctctga gcaggctgaa	480
gtgactggac gagacgcact gttggagaaa taaaaatgac ttcccattat gtgattgcca	540
tctttgccct gatgagctcc tgtttagcca ctgcaggtcc agagcctggg gactgtgtg	600
aactgtcacc tgtcagtgcc tcccatcctg tccaggcctt gatggagagc ttcactgttt	660
tgtcaggctg tgccagcaga ggcacaactg ggctgccaca ggaggtgcat gtctgaatc	720
tccgcactgc aggccagggg cctggccagc tacagagaga ggtcacactt cacctgaatc	780
ccatctctc agtccacatc caccacaagt ctgttgtgtt cctgctcaac tccccacacc	840
ccctggtgtg gcatctgaag acagagagac ttgccactgg ggtctccaga ctgtttttgg	900
tgtctgaggg ttctgtggtc cagttttcat cagcaaactt ctcttgaca gcagaaacag	960
aagaaaggaa cttccccat ggaaatgaac atctgttaa ttgggcccga aaagagtatg	1020
gagcagttac ttcattcacc gaactcaaga tagcaagaaa catttatatt aaagtggggg	1080
aagatcaagt gttccctcca aagtgaaca tagggaagaa ttttctctca ctcaattacc	1140
ttgctgagta ctttcaacc aaagcagcag aagggtgtgt gatgtccagc cagccccaga	1200
atgaggaagt acacatcatc gagctaatca ccccaactc taaccctac agtgctttcc	1260
aggtggatat aacaattgat ataagacctt ctcaagagga tcttgaagtg gtcaaaaatc	1320
tcatcctgat cttgaagtgc aaaaagtctg tcaactgggt gatcaaatct tttgatgtta	1380
aggaagcct gaaaattatt gctcctaaca gtattggctt tggaaaagag agtgaagat	1440
ctatgacaat gaccaaataca ataagagatg acattccttc aaccgaagg aatctggtga	1500
agtgggcttt ggacaatggc tatagtccaa taacttcata cacaatggct cctgtggcta	1560
atagatttca tcttcggctt gaaaataatg aggagatggg agatgaggaa gtccacacta	1620
ttctctctga gctacggatc ctgctggacc ctggtgccct gcctgccctg cagaaccgcg	1680
ccatccgggg aggggaaggc caaatggag gccttccgtt tcctttccca gatatttcca	1740

ES 2 534 734 B1

ggagagtctg	gaatgaagag	ggagaagatg	ggctccctcg	gccaaaggac	cctgtcattc	1800
ccagcataca	actgtttcct	ggtctcagag	agccagaaga	ggtgcaaggg	agcgtggata	1860
ttgccctgtc	tgtcaaatgt	gacaatgaga	agatgatcgt	ggctgtagaa	aaagattctt	1920
ttcaggccag	tggctactcg	gggatggacg	tcaccctggt	ggatcctacc	tgcaaggcca	1980
agatgaatgg	cacacacttt	gttttgaggt	ctcctctgaa	tggctgcggt	actcggcccc	2040
ggtggtcagc	ccttgatggt	gtggcttact	ataactccat	tgtgatacag	gttccagccc	2100
ttggggacag	tagtggttgg	ccagatgggt	atgaagatct	ggagtcaggt	gataatggat	2160
ttccgggaga	tatggatgaa	ggagatgctt	ccctgttcac	ccgacctgaa	atcgtggtgt	2220
ttaattgcag	ccttcagcag	gtgaggaacc	ccagcagctt	ccaggaacag	cccacggaa	2280
acatcacctt	caacatggag	ctatacaaca	ctgacctctt	tttggtgccc	tcccagggcg	2340
tcttctctgt	gccagagaat	ggacacgttt	atggtgaggt	atctgttact	aaggctgaac	2400
aagaactggg	atgtgccatc	caaacgtgct	ttatctctcc	atattcgaac	cctgatagga	2460
tgtctcatta	caccattatt	gagaatattt	gtcctaaaga	tgaatctgtg	aaattctaca	2520
gtcccaagag	agtgcacttt	cctatcccgc	aagctgacat	ggataagaag	cgattcagct	2580
ttgtcttcaa	gcctgtcttc	aacacctcac	tgctctttct	acagtgtgag	ctgacgctgt	2640
gtacgaagat	ggagaagcac	ccccagaagt	tgcctaagtg	tgtgcctcct	gacgaagcct	2700
gcacctcgct	ggacgcctcg	ataatctggg	ccatgatgca	gaataagaag	acgttcacta	2760
agccccttgc	tgtgatccac	catgaagcag	aatctaaaga	aaaagggtcca	agcatgaagg	2820
aaccaaatcc	aattttctcca	ccaattttcc	atggtctgga	caccctaacc	gtgatgggca	2880
ttgcgtttgc	agcctttgtg	atcggagcac	tcctgacggg	ggccttgtgg	tacatctatt	2940
ctcacacagg	ggagacagca	ggaaggcagc	aagtccccac	ctccccgcca	gcctcggaaa	3000
acagcagtgc	tgcccacagc	atcggcagca	cgcagagcac	gccttgctcc	agcagcagca	3060
cggcctagcc	caaccagcc	caaccggcc	caaccagcc	cagcccagct	cagctcagct	3120
actgccaagg	gcaggaccaa	tggctgagcc	tcgtgtccag	actcagaggg	ctggattttg	3180
gttcccttgt	aaagacagag	tgaatttcag	tataaagatc	accgttgta	ttcaccctac	3240
accagggct	agtataaaca	tgaccctggg	cttctgtacc	acactagaat	tcatgtgaga	3300
aagctaaaat	ggtggtcttc	tccaccagcc	cctcacaggc	ttgggggttt	tcaatgtgaa	3360
acacatgcca	gtttttaaaa	tgctgctttg	tccaggtgag	aacatccata	atttggggcc	3420
ctgagtttta	cccagactca	aggagttggt	aaagggtaa	tagccagata	gtagaaccag	3480

ES 2 534 734 B1

tgaggagatg	cggccaaaga	ttctttatat	ctgaaccaag	atgtaaaaca	agaaatgctt	3540
tgaggctttc	taagcgatcc	tctgtcttaa	tttgcacctt	tgtctggatg	cacacttctg	3600
accttgctgc	cacaacctgt	ggggtctgat	gtgtcccttg	atgggtgctg	ccctcagggg	3660
ctgcaccctg	acaagtgtta	aggcaacatt	cctttcttgt	gccctggggc	aaaaccaatg	3720
ctgatgacct	tatcagcttc	ctgtttcttc	ccatacttgc	atacaccact	gcaaaatgtc	3780
ttaatgcaaa	ttttgtatth	cttacaggcc	tacagaaatt	gaaaatgacc	aaaatcagga	3840
accacagatt	tgtgcccatt	cctaataatth	tgttctgcaa	attaatgtat	aatttgaggt	3900
gaaattcagt	tataaagtca	aggacgaatt	tgcacagtga	tatatttcta	tgtgtatgca	3960
agtacaagta	tataatatgt	cacctggcac	attcattttc	tcagttgaag	aagagaaaat	4020
ttgaaaatgt	ccttatgctt	ttagagttgc	aacttaagta	tatttggtag	ggtgagtgtt	4080
tccactcaaa	atatgtcaac	ttaaaaaaaaa	ataggccctt	tcataaaaaac	caaactgtag	4140
caagatgcaa	atgcatggca	aatcctgtcg	gtctccagtt	ggttatctga	atagtgtcac	4200
caattccacc	aagacagtgc	tgagattgga	aaagggcact	catttggatt	gccttacttc	4260
tcttgctta	aatatatccc	atatatttaa	tatgtcaaaa	agggcttgag	gtgaatttca	4320
ttaaattgaa	taatatgatg	ccactttgca	gctaaaataa	gctcagtgat	acctccttgt	4380
taaaaaaaaa	aaaaaaaaaa	aagaatgcca	ggggggaatt	atcatgctaa	attattttac	4440
tgctgaagat	agcttcattg	caaattatth	tttttccaga	atttccccca	aacaacttag	4500
aattccataa	gtagaacaag	atagattcta	cccccaaaat	attcataagc	aatcccact	4560
gcccttaaaa	taaggaagtt	atgcctgggt	gtctgtgaat	ggaacctcag	taggtaatcc	4620
tgatgaagct	taaaacctta	gggcagtgtc	tacatgggaa	acaagtatgt	ggaaattgac	4680
aatcattttt	accaaactgt	tgagtaataa	tatgacttac	ctgatagata	tacacattca	4740
ataaggaaca	tttttttttt	tcaataagga	acattttaac	taaaacatta	ctttagggct	4800
gagatttcca	ggctatctac	attgatctac	tgaaaaatth	ctagatttcc	atatacaaac	4860
gaagaagaca	tgagtttaga	gaattttttt	cctttaatth	ttttttaaca	gaagggatc	4920
agagtggagg	acctagatta	cgctacctgt	gtttgaaaat	attgctgctt	gcctaacctt	4980
cggtggaatg	tattgtttca	gcatattcta	tgtataaaaa	agtttaaaga	tgtcttcaaa	5040
gaagactaga	gtctttaagt	cacttatagc	tatattttac	tacaaaatth	gtgtataaag	5100
atatatttaa	gtgttttaga	taaatttaag	ttactccata	tgaaatgtth	aatttcagct	5160
actgtgaatt	ctttcgatca	gtcctttgct	tttttaaaaa	atcttttcca	tcgtgttaaa	5220

ES 2 534 734 B1

```

aagaaaatta gctattagga gatattaa gattgatgtc ttagaaggac agggttaaaa      5280
ccttctgtaa tatatttaa tatatatttt taagagagat gctacattgc caatgatttt      5340
ataaataatt taaaattaat ttacaaattt atagatgcaa accaaaagat ctttttaaaa      5400
gagagagaga ggaaaaaaat caccttttat ttgtttgggt ctcatgttca gaattattat      5460
tcagatcaag aaatctgtgt cgataaaacc taatctcata ttggagagtg aatgtcgtta      5520
agtatttctg aaatgtttct aaaaaatgaa catgaaaaaa ataaggtatt ttctccctag      5580
cttctcatta cagtatttct aattgcttca cactttacag ttttaataca aagtacaagc      5640
tctactttta taacgtgtac tacaagtttc tttaaaagta ttgttgtatt tcagctgaac      5700
tcttgatctc gcagtctttt gttatttctg caggctacac ccttaatttg cagaggccat      5760
tttgttgttt gtttgatgct gaagctgttg ttaaaatgcc ccaaactcca aggcagattg      5820
tctgtataat acgctatagc ttttcacat  gtggtgttta ccagctgtta ctctgtattt      5880
taaaaagcca gagatttctt ctgtctaaac tgtttctata gcattttcta aacaaaaaaa      5940
atggtttttt tctttgcctt gtaataagat tgtaaatcca tttcctgctt gtgttcttag      6000
tgggcatgat tgtgagtgtg tgtgggggtg tcacacgcgt gccagtcttt ttgtactgta      6060
actacctcat ggtttgaatg atgattgtac tgctggttgt gttaacagag cacattttgt      6120
tgggtgagtc ctatgtgatt tttttcatgt ttgttttatc tggggggttg tcatgaaact      6180
gacagatgtt tttctaaaaa ggactattat cagtttccaa atacaatact tctctcttct      6240
ggtttttcct gaatgagcct gattttgttg ctggttttca tcatctatga gggtaaaacg      6300
agtaccctta aaatccctgt ggccagtttg aacaccctg ttgtattctt ttctctgttc      6360
agtgtgtcag ctattttgtg aagatgctta gatgtatagt tttgataacc acagttttaa      6420
atcttttatc tgtgcataat aaaaagatat atatcagtta ttaaaaaaaa aa          6472

```

```

<210> 12
<211> 6475
<212> DNA
<213> Homo sapiens

```

```

<400> 12
gagagcccc ggtggggccg gcggaggagc gcccttcccc ccgcgcgctg attgctgtgg      60
cgtcctgccc gtccccgccc gcgtgtgtgc gagggagggc gagtgcgccg ggtcggcctg      120
atgggggtaa tcgagggttt cggggacgcc gagcggcact ttcctcttcc cagcgagtga      180
aggagggcag tcggcggctc tcgcgccccg gccactttcc ctgcgcgatt cccggagctc      240

```

ES 2 534 734 B1

cctgcaggag	gtgagagtcc	ccagcggggtc	cggatggcgt	agttttgccg	cggcgcagca	300
gctgccggag	ctcgccgccg	ccgagcgtg	ggcggggaaa	cttgccgccg	ctttcctcca	360
acttgctgcg	ggtggatctc	cgctggacac	accgcctccg	aggcagtttg	aaaattgcaa	420
ggagggactt	taagactact	tctgatttgc	aaagattgtc	tgtgctctga	gcaggctgaa	480
gtgactggac	gagacgcact	gttggagaaa	taaaaatgac	ttcccattat	gtgattgcca	540
tctttgccct	gatgagctcc	tgtttagcca	ctgcagggtc	agagcctggg	gcactgtgtg	600
aactgtcacc	tgtcagtgcc	tcccatcctg	tccaggcctt	gatggagagc	ttcactgttt	660
tgtcaggctg	tgccagcaga	ggcacaactg	ggctgccaca	ggaggtgcat	gtcctgaatc	720
tccgcactgc	aggccagggg	cctggccagc	tacagagaga	ggtcacactt	cacctgaatc	780
ccatctcctc	agtccacatc	caccacaagt	ctgttgtgtt	cctgctcaac	tccccacacc	840
ccctggtgtg	gcatctgaag	acagagagac	ttgccactgg	ggctctccaga	ctgtttttgg	900
tgtctgaggg	ttctgtggtc	cagttttcat	cagcaaactt	ctccttgaca	gcagaaacag	960
aagaaaggaa	cttcccccat	ggaaatgaac	atctgttaaa	ttgggcccga	aaagagtatg	1020
gagcagttac	ttcattcacc	gaactcaaga	tagcaagaaa	catttatatt	aaagtggggg	1080
aagatcaagt	gttccctcca	aagtgcaaca	tagggaagaa	ttttctctca	ctcaattacc	1140
ttgctgagta	ccttcaacc	aaagcagcag	aagggtgtgt	gatgtccagc	cagccccaga	1200
atgaggaagt	acacatcatc	gagctaata	cccccaactc	taacccttac	agtgctttcc	1260
aggtggatat	aacaattgat	ataagacctt	ctcaagagga	tcttgaagtg	gtcaaaaatc	1320
tcatcctgat	cttgaagtgc	aaaaagtctg	tcaactgggt	gatcaaactc	tttgatgtta	1380
aggaagcct	gaaaattatt	gctcctaaca	gtattggctt	tggaaaagag	agtgaaagat	1440
ctatgacaat	gaccaaata	ataagagatg	acattccttc	aacccaaggg	aatctgggtga	1500
agtgggcttt	ggacaatggc	tatagtccaa	taacttcata	cacaatggct	cctgtggcta	1560
atagatttca	tcttcggctt	gaaaataatg	cagaggagat	gggagatgag	gaagtccaca	1620
ctattcctcc	tgagctacgg	atcctgctgg	accctggtgc	cctgcctgcc	ctgcagaacc	1680
cgcccatccg	gggaggggaa	ggccaaaatg	gaggccttcc	gtttcctttc	ccagatattt	1740
ccaggagagt	ctggaatgaa	gagggagaag	atgggctccc	tcggccaaag	gaccctgtca	1800
ttcccagcat	acaactgttt	cctggtctca	gagagccaga	agaggtgcaa	gggagcgtgg	1860
atattgccct	gtctgtcaaa	tgtgacaatg	agaagatgat	cgtggctgta	gaaaagatt	1920
cttttcaggc	cagtggctac	tcggggatgg	acgtcacctc	gttggatcct	acctgcaagg	1980

ES 2 534 734 B1

ccaagatgaa tggcacacac tttgttttgg agtctcctct gaatggctgc ggtactcggc	2040
cccggtggtc agcccttgat ggtgtggtct actataactc cattgtgata caggttccag	2100
cccttgggga cagtagtggt tggccagatg gttatgaaga tctggagtca ggtgataatg	2160
gatttccggg agatatggat gaaggagatg cttccctggt caccgcacct gaaatcgtgg	2220
tgtttaattg cagccttcag caggtgagga accccagcag cttccaggaa cagccccacg	2280
gaaacatcac cttcaacatg gagctataca aactgacct ctttttggtg ccctcccagg	2340
gcgtcttctc tgtgccagag aatggacacg tttatgttga ggtatctggt actaaggctg	2400
aacaagaact gggatttgcc atccaaacgt gctttatctc tccatattcg aaccctgata	2460
ggatgtctca ttacaccatt attgagaata tttgtcctaa agatgaatct gtgaaattct	2520
acagtcccaa gagagtgcac tttcctatcc cgcaagctga catggataag aagcgattca	2580
gctttgtctt caagcctgtc ttcaacacct cactgctctt tctacagtgt gagctgacgc	2640
tgtgtacgaa gatggagaag cacccccaga agttgcctaa gtgtgtgcct cctgacgaag	2700
cctgcacctc gctggacgcc tcgataatct gggccatgat gcagaataag aagacgttca	2760
ctaagcccct tgctgtgatc caccatgaag cagaatctaa agaaaaaggc ccaagcatga	2820
aggaaccaa tccaatttct ccaccaattt tccatggtct ggacacccta accgtgatgg	2880
gcattgcggt tgcagccttt gtgatcggag cactcctgac gggggccttg tggtagatct	2940
attctcacac aggggagaca gcaggaaggc agcaagtccc cacctccccg ccagcctcgg	3000
aaaacagcag tgctgcccac agcatcggca gcacgcagag cacgccttgc tccagcagca	3060
gcacggccta gcccaaccga gcccaaccgg gcccaaccga gccagccca gctcagctca	3120
gctactgcca agggcaggac caatggctga gcctcgtgtc cagactcaga gggctggatt	3180
ttggttcctt tgtaaagaca gagtgaattt cagtataaag atcaccggtt gtattcacc	3240
cacaccaggg gctagtataa acatgacctt gggcttctgt accacactag aattcatgtg	3300
agaaagctaa aatggtggtc ttctccacca gccctcaca ggcttggggg ttttcaatgt	3360
gaaacacatg ccagttttta aaatgctgct ttgtccaggt gagaacatcc ataatttggg	3420
gccctgagtt ttaccagac tcaaggagtt ggtaaagggt taatagccag atagtagaac	3480
cagtgaggag atgcggccaa agattcttta tatctgaacc aagatgtaaa acaagaaatg	3540
ctttgaggct ttctaagcga tcctcctgtc taatttgcac ctttgtctgg atgcacactt	3600
ctgaccttgc tgccacaacc tgtgggtctt gatgtgtccc ttgatgggtg ctgcctcag	3660
ggactgcacc ctgacaagtg ttaaggcaac attcctttct tgtgccctgg gccaaaacca	3720

ES 2 534 734 B1

atgctgatga ccttatcagc ttctgtttc ttcccatact tgcatacacc actgcaaaat	3780
gtcttaaatgc aaatthttgta tttcttacag gcctacagaa attgaaaatg accaaaatca	3840
ggaaccacag atthttgtgcc atthcttaata tthttgttctg caaatthaatg tataatthtga	3900
ggtgaaattc agttataaag tcaaggacga atthtgcacag tgatatatth ctatgtgtat	3960
gcaagtacaa gtatataata tgtcacctgg cacatthcatt thctcagttg aagaagagaa	4020
aatthtgaaaa tgtcctthtatt cthtttagagt tgcaactthaa gtatathttgg taggggtgagt	4080
gthttccactc aaaaatattgtc aactthaaaa aaaaataggcc cthttcataaa aaccaaactg	4140
tagcaagatg caaatgcatg gcaaatcctg tcgggtctcca gthttggttattc tgaatagtgt	4200
caccaattcc accaagacag tgctgagatt ggaaaagggc actcathttgg atthgcctthac	4260
thctcttgcc thaaatataat cccataatatt thaatattgtca aaaaagggctt gaggtgaaatt	4320
tcaththaaatg gaataaatatt atgccactth gcagctaaaa thagctcagt gatacctcct	4380
tgtthaaaaaa aaaaaaaaaa aaaaagaatg ccagggggga atthattcatgc thaaattatth	4440
tactgctgaa gatagctthca thtgcaththaa thctthtttcc agaathttccc ccaacaact	4500
tagaattcca thagtagaac aagatagatt ctaccccca aatathcata agcaaatccc	4560
actgccctta aataaggaa gthattgcctg gthtgtctgtg aatggaaacct cagtaggthaa	4620
tcctgatgaa gctthaaaacc thtagggcagt gtctacatgg gaaacaagta tgtggaaatt	4680
gacaatcatt thttaccaaatt cgttgagthaa thaatattgact thacctgatag atatacacat	4740
tcaataagga acaththtttt thttcaataa ggaacathth aacthaaaaca thtactthtagg	4800
gctgagattth ccaggctattc thacattgatt tactgaaaa thttctagatt thccatataca	4860
aacgaagaag acattgagthth agagaathth thttcctthth thttthttthta acagaaggggt	4920
atcagagthgg aggacctaga thtacgctacc tgtgtthtgaa aatathtgctg thttgcctaac	4980
cttcggtgga atgtattgth thcagcatatt ctattgtataa aaaaagththaa agatgtcttc	5040
aaagaagact agagthctthth agthcactth agctatathth thactacaaaa thttgtgtata	5100
aagatathatt thagtgththth agataathth aagthtactcc atattgaaatg ththaaattthca	5160
gctactgtga atthctthtcga thcagthctthth gctththththaa aaaaatctthth ccatcgtgth	5220
aaaaagaaaa thtagctatta ggagatatta aaagattgat gtctthagaag gacagggthta	5280
aaacctthctg thaatathatt thaatathatt ththtaagaga gatgctacat thgccaatgat	5340
ththataaata atththaaatt thattthacaaa ththattagatt caaaccaaaa gatctthththta	5400
aaagagagag agaggaaaaa aatcacctth thatttgththg ggtctcattg thcagaattth	5460

ES 2 534 734 B1

tattcagatc aagaaatctg tgtcgataaa acctaatactc atattggaga gtgaatgtcg	5520
ttaagtatth ctgaaatggt tctaaaaaat gaacatgaaa aaaataaggt atthttctccc	5580
tagcttctca ttacagtatt tctaattgct tcacacttta cagthtttaat acaaagtaca	5640
agctctactt ttataacgtg tactacaagt ttctthtaaaa gtattgthgt atthtcagctg	5700
aactcttgta tctgcagtct thtgthtatt ctgcaggcta cacccttaat thgcagaggc	5760
cattthgthg thtgthtgat gctgaagctg thgtthaaaat gcccctaaact ccaaggcaga	5820
thgtctgtat aatacgctat agctthttcac catgtgthgt thaccagctg thactctgta	5880
ththtaaaaag ccagagatth cttctgtcta aactgthttct atagcattth ctaaacaaaa	5940
aaaatgthth ththctthtg cthgtaataa gattgthaaat ccattthctg cthgtgthct	6000
tagtgggcat gattgtgagt gthgtgthggg thgtcacacg cgtgccagtc thththgtact	6060
gtaactacct catgththga atgatgattg tactgctggt thgtgthtaaca gagcacattth	6120
thgtgggthg thcctatgth atththththca thththgthth atctgthgggt ththcatgaa	6180
actgacagat gthththctaa aaaggactat tatcagthth caaatacaat actthctctct	6240
thctgththth cctgaaatgag cctgattthg thgtctgthth thcatcatcta thgaggtthaa	6300
acgagtacc ththaaatccc thgtggccagt thgaaacacc ctgththgatt cththctctg	6360
thcagthgtg cagctatthth thggaagatgc thtagatgtat agthththgata accacagthth	6420
thaaatctthth atctgtgcat aataaaaaga tatatatcag thththtaaaa aaaaa	6475

<210> 13
 <211> 3363
 <212> DNA
 <213> Homo sapiens

<400> 13	
ggacgggctg aggggacggg agggccagcg gctccgggct ccgctggctc gggcgtcggg	60
tcggagccgc cggggcgcgg gcggcccaga gctggcctga acctccagga cttcagccct	120
tctaggagaa tctgatccca ggtgagggag gtcacttggg gtgtggccca gcaggcaggc	180
gggactccag actgggaacg gaagtcagcc ctgctggggc tgggagctga agcatctgth	240
cctthctcgc gggthgtgaga caaggaagag thgatcattgc cacaccagga gctgaagcca	300
thggcctcaa gcctgagaag agggthgcat cgtctgtctt tatcaccctg gcacccccgc	360
gccgcgatgt ggccgtggcg gaggaagtga ggcaggcagt thgtgaggcc cggcgtggcc	420
ggccctggga ggctcctgcc cccatgaaga caccgcaggc thggctthggcg gggaggccca	480
ggccctggac aaccctggc agagctgcag ccacagthgc ggctgcacct atgcagctct	540

ES 2 534 734 B1

tcaatggagg atgcccaccc ctcctcctg tcctggatgg tgaggacgtg cttcctgacc	600
tggacctcct cccaccccct ccaccgcccc ctccagtgtc tctgccttct gaagaggagg	660
ctcctgctcc aatggggggc tctactcattg cagacttaga gcagctgcac ctgtccccgc	720
ccccgcccc accacaggcc ccagcggagg gaccttcagt ccagcccggc cccctcaggc	780
ccatggagga agagctgcca cctccccggc cagaacctgt tgagaaaggg gcatccacag	840
acatctgtgc cttctgccac aagaccgtgt ccccccgaga gctggctgtg gaggccatga	900
agaggcagta ccatgcccag tgcttcacgt gccgcacctg ccgccgccag ctggctgggc	960
agagcttcta ccagaaggat gggcgacccc tctgcgaacc ctgctaccag gacacactgg	1020
agaggtgagg caagtgtggc gaggtggtcc gggaccacat catcagggcc ctgggccagg	1080
ccttccaccc ctctgcttc acgtgtgtga cctgcgcccg gtgcattggg gatgagagct	1140
ttgccctggg cagccagaac gaggtgtact gcctggacga cttctacagg aaattcgccc	1200
ccgtctgcag catctgtgaa aatcccatca tccctcggga tgggaaagat gccttcaaaa	1260
tcgaatgcat gggagaagaa ttccatgaaa attgctacag gtgtgaggac tgcaggatcc	1320
tcctgtctgt cgagcccacg gaccaaggct gctaccccct gaacaacat ctcttctgca	1380
agccatgcca tgtgaagcgg agtgctgcgg ggtgctgctg agagtgcccg ctgggcagtg	1440
aacagaccac tagccccggc tggggccctt ccctgacttg gtttcccttc ctaacctgct	1500
cttgcacact ttccttctga gcctccatgg agaccagcct gcaagccggc ccagcctgtc	1560
caggatacag tggggctgag cccccccagg ccttccactc ctctaccctc tgggcaccag	1620
aaggctcctg gaccatgagc ttcaccccc gaattccctg ctgaccctgc cccacttcca	1680
gggaaaagct gggggagggt ggaccctct cactgactag ctgtctggta ggggtgctag	1740
gaccagcctc gcctgtgggg ttgagctggt tgaggacaaa ctccaaggtc ccttaaaaag	1800
tgcttttag aggctgggca tgggtgctca cgcttgtaat ccagcactt tgggaggcca	1860
aggtgggtgg atcacctgag gtcaggagtt caagaccagc ctggccaaca tggtgaaacc	1920
ctgtctctac taaaaataca aaaattagcc aggcattgta gcaggtgcct gtaatcccag	1980
ctactgggga aagctgaggc aggagaattg cttcaatctg gaaggcagag gttgcagtga	2040
gattgcacca ttgcattcca gcctgggcaa caagagggaa actccgtctc aaaaaaaaa	2100
aagtgccttt taggccggat gtggtggctc atgcctgtaa tcccagcact ttgggaggcc	2160
aaggcaggca gatcacttga ggtcaggagt ttgagaccag cctggccaac acggcaaac	2220
cccgcttcta ctaaaaatac aaaaattagc tgggtgtggt ggcgtgcgcc tgtaatcca	2280

ES 2 534 734 B1

gctactcagg aggctgaggc aggagcattg cttgaacccg ggaggcagag gttgcagtga	2340
gctgagatgg caccactgca ctccagcctg ggagacacag cgagactctg tctccaaaaa	2400
aaaaagtgct ttttgaaaat gttgaggttg aaatgatggg aaccaacatt ctttgattt	2460
agtggggagc ataatagcaa acaccccctt ggttcgcaca tgtacaggaa tgggaccag	2520
ttggggcaca gccatggact tccccgccct ggaatgtgtg gtgcaaagtg gggccagggc	2580
ccagaccaa gaggagaggg tggtcgcag acaccccggg atgtcagcat cccccgacct	2640
gccttctggc ggcacctccc gggtgctgtg ttgagtcagc aggcattgggg tgagagcctg	2700
gtatatgctg ggaacagggg gcaggggcca agcgttcctc cttcagcctt gacttgggcc	2760
atgcaccccc tctcccccaa acacaaaca gcacttctcc agtatgggtgc caggacaggt	2820
gtcccttcag tcctctgggt atgacctcaa gtcctacttg ggccctgcag ccagcctgt	2880
gttgtaacct ctgcgtcctc aagaccacac ctggaagatt cttcttcctt ttgaaggaga	2940
atcatcattg ttgctttatc acttctaaga cattttgtac ggcacggaca agttaaacag	3000
aatgtgcttc cctccctggg gtctcacacg ctcccacgag aatgccacag gggccgtgca	3060
ctgggcaggc ttctctgtag aaccccaggg gcttcggccc agaccacagc gtcttgcct	3120
gagcctagag cagggagtcc cgaacttctg cattcacaga ccacctccac aattgttata	3180
accaaaggcc tcctgttctg ttatttctact taaatcaaca tgctattttg ttttctca	3240
cttctgactt tagcctcgtg ctgagccgtg tatccatgca gtcattgttca cgtgctagtt	3300
acgtttttct tcttacacat gaaaataaat gcataagtgt tagaagctca aaaaaaaaaa	3360
aaa	3363

<210> 14
 <211> 1521
 <212> DNA
 <213> Homo sapiens

<400> 14 tggcctgaac ctccaggact tcagcccttc taggagaatc tgatcccagg tgaggaggt	60
cacttggggg gtggcccagc aggcaggcgg gactccagac tgggaacgga agtcagccct	120
gctggggctg ggagctgaag catctgttcc ttctcgcgg gtgtgagaca aggaagagtg	180
atcattgcca caccaggagc tgaagccatg gcctcaaagc ctgagaagag ggtggcatcg	240
tctgtcttta tcacctggc acccccgcgc cgcgatgtgg ccgtggcgga ggaagtgagg	300
caggcagttt gtgaggcccg gcgtggccgc ccctgggagg ctctgcccc catgaagaca	360

ES 2 534 734 B1

```

cccgaggctg gcttggcggg gaggcccagc ccctggacaa cccctggcag agctgcagcc      420
acagtgccgg ctgcacctat gcagctcttc aatggaggat gccaccccc tcctcctgtc      480
ctggatggtg aggacgtgct tcctgacctg gacctcctcc caccctctcc accgccccct      540
ccagtgcttc tgccttctga agaggaggct cctgctccaa tgggggcctc actcattgca      600
gacttagagc agctgcacct gtccccgccc ccgccccac cacaggcccc agcggaggga      660
ccttcagtcc agcccgggtc cctcaggccc atggaggaag agctgccacc tccccggca      720
gaacctgttg agaaaggggc atccacagac atctgtgcct tctgccacaa gaccgtgtcc      780
ccccgagagc tggctgtgga ggccatgaag aggcagtacc atgcccagtg cttcacgtgc      840
cgcacctgcc gccgccagct ggctgggcag agcttctacc agaaggatgg gcgaccctc      900
tgcgaaccct gctaccagga cacactggag aggtgcggca agtgtggcga ggtggtccgg      960
gaccacatca tcagggccct gggccaggcc ttccaccct cctgcttcac gtgtgtgacc     1020
tgcgcccggg gcattgggga tgagagcttt gccctgggca gccagaacga ggtgtactgc     1080
ctggacgact tctacaggta cgagaagggt ttgtgcactg ggtggggtgc agggacaggg     1140
cgagacccaa gcagggtgaa ggagctgagc ttgagtcttg ggtgctgggc cagagtttcc     1200
tgtctactgg tttattataa agaatattac agggctgggc tgggcgcggg ggctcacgcc     1260
tgtaatccca gcactttggg aggccgaggc ggggtgatca cgaggtcagg agatcgagat     1320
catcctggct aacatggtga aacccgtct ctactaaaaa tacaaaaaaa attagccagg     1380
catggtggcg ggcgcctgta gtcccagcta ctcgggaggc tgaggcagga gaatggcgtg     1440
aacctgggag gcagagcttg cagtgagccg agatcacgcc actgcactcc agcctgggca     1500
acagagtgtg agactccgtc t                                     1521

```

```

<210> 15
<211> 2793
<212> DNA
<213> Homo sapiens

```

```

<400> 15
ccacaccagg agctgaagcc atggcctcaa agcctgagaa gagggtggca tcgtctgtct      60
ttatcacctt ggcacccccg cgccgcgatg tggccgtggc ggaggaagtg aggcaggcag     120
tttgtgaggc ccggcgtggc cgcccctggg aggctcctgc ccccatgaag acaccgagg     180
ctggcttggc ggggaggccc agcccctgga caaccctgg cagagctgca gccacagtgc     240
cggctgcacc tatgcagctc ttcaatggag acatctgtgc cttctgccac aagaccgtgt     300
ccccccgaga gctggctgtg gaggccatga agaggcagta ccatgccag tgcttcacgt     360

```

ES 2 534 734 B1

gccgcacctg ccgccgccag ctggctgggc agagcttcta ccagaaggat gggcgacccc		420
tctgcgaacc ctgctaccag gacacactgg agaggtgcgg caagtgtggc gaggtggctc		480
gggaccacat catcagggcc ctgggccagg ccttccaccc ctctgcttc acgtgtgtga		540
cctgcgcccg gtgcattggg gatgagagct ttgccctggg cagccagaac gaggtgtact		600
gcctggacga cttctacagg aaattcgccc ccgtctgcag catctgtgaa aatcccatca		660
tccctcggga tgggaaagat gccttcaaaa tcgaatgcat ggggaagaaac ttcatgaaa		720
attgctacag gtgtgaggac tgcaggatcc tcctgtctgt cgagcccacg gaccaaggct		780
gctaccccct gaacaacctat ctcttctgca agccatgcca tgtgaagcgg agtgctgcgg		840
ggtgctgctg agagtgcctg ctgggcagtg aacagaccac tagccccggc tggggccctt		900
ccctgacttg gtttcccttc ctaacctgct cttgcacact ttccttctga gcctccatgg		960
agaccagcct gcaagccggc ccagcctgtc caggatacag tggggctgag cacccccagg		1020
ccttccactc ctctaccctc tgggcaccag aaggctcctg gaccatgagc ttcaccccga		1080
gaattccctg ctgacctgc ccacttcca gggaaaagct gggggagggt ggaccctct		1140
cactgactag ctgtctggta ggggtgctag gaccagcctc gcctgtgggg ttgagctgtt		1200
tgaggacaaa ctccaaggtc ccttaaaaag tgccttttag aggctgggca tgggtggctca		1260
cgcttgtaat ccagcactt tgggaggcca aggtgggtgg atcacctgag gtcaggagtt		1320
caagaccagc ctggccaaca tggtgaaacc ctgtctctac taaaaataca aaaattagcc		1380
aggcatggta gcaggtgcct gtaatcccag ctactgggga aagctgaggc aggagaattg		1440
cttcaatctg gaaggcagag gttgcagtga gattgcacca ttgcattcca gcctgggcaa		1500
caagagggaa actccgtctc aaaaaaaaaa aagtgccttt taggccggat gtggtggctc		1560
atgcctgtaa tcccagcact ttgggaggcc aaggcaggca gatcacttga ggtcaggagt		1620
ttgagaccag cctggccaac acggcaaac cccgtttcta ctaaaatac aaaaattagc		1680
tgggtgtggt ggcgtgcgcc tgtaatcca gctactcagg aggctgaggc aggagcattg		1740
cttgaacccg ggaggcagag gttgcagtga gctgagatgg caccactgca ctccagcctg		1800
ggagacacag cgagactctg tctccaaaaa aaaaagtgt ttttgaaaat gttgaggttg		1860
aatgatggg aaccaacatt ctttgattt agtggggagc ataatagcaa acaccccctt		1920
ggttcgcaca tgtacaggaa tgggaccag ttggggcaca gccatggact tccccgcct		1980
ggaatgtgtg gtgcaaagtg gggccagggc ccagacccaa gaggagaggg tgggccgcag		2040
acaccccggg atgtcagcat cccccacct gccttctggc ggcacctccc ggtgctgtg		2100

ES 2 534 734 B1

```

ttgagtcagc aggcattgggg tgagagcctg gtatatgctg ggaacagggg gcaggggcca      2160
agcgttcctc cttcagcctt gacttggggc atgcaccccc tctcccccaa acacaaacaa      2220
gcacttctcc agtatgggtg caggacaggt gtcccttcag tcctctgggt atgacctcaa      2280
gtcctacttg ggccctgcag cccagcctgt gttgtaacct ctgctctctc aagaccacac      2340
ctggaagatt cttcttccct ttgaaggaga atcatcattg ttgctttatc acttctaaga      2400
cattttgtac ggcacggaca agttaaacag aatgtgcttc cctccctggg gtctcacacg      2460
ctcccacgag aatgccacag gggccgtgca ctgggcaggg ttctctgtag aaccccaggg      2520
gcttcggccc agaccacagc gtcttgccct gagcctagag cagggagtcc cgaacttctg      2580
cattcacaga ccacctccac aattgttata accaaaggcc tcctgttctg ttatttact      2640
taaatacaaca tgctattttg ttttactca cttctgactt tagcctcgtg ctgagccgtg      2700
tatccatgca gtcattgtca cgtgctagtt acgtttttct tcttacacat gaaaataaat      2760
gcataagtgt tagaagctca aaaaaaaaaa aaa      2793

```

```

<210> 16
<211> 8211
<212> DNA
<213> Homo sapiens

```

```

<400> 16
gtcccccgcc tgccctgagga cccccgcgca ccccagagac ggcgcgcgcc cagagcgcgg      60
gagcccggag cgccggggcg ctgggacccc gcgagaccgc tgcccagccc gtggggctcg      120
gcgggaatgc aggctgcgct gtgaaccggg gcgccaaggc catgtccggc gctcgtgcc      180
ggaccctgta ccccttctcc ggggagcggc acggccaggg gctgcgcttc gccgcggggc      240
agctgatcac gctgctgcag gtcccggacg gcggtggtg ggaaggcgag aaggaggacg      300
ggctccgtgg ctggttcccg gcgagctacg tgcagttgct ggagaagcct ggaatggtcc      360
cccctccgcc gggagaagaa agccagacgg tcatccttcc acctggctgg cagagctacc      420
tgtgcctca gggccggcgg tactatgtca acacgaccac caatgagacc acctgggaac      480
gtcccagcag ttctcctggg attccagcca gccctggctc tcacaggagc tctctgcctc      540
caacagtgaa tggataccac gcatcagga ccccagcgca ccctccagag actgcccaca      600
tgagtgtccg aaaatccacc ggtgattccc agaacctggg atcctcatcg ccaagcaaaa      660
agcagagcaa ggaaaacacc atcacaataa actgtgtgac gttccctcac ccagacacga      720
tgccggaaca gcagctgctg aaaccaaccg agtgagagcta ctgcgactac ttctgggctg      780

```

ES 2 534 734 B1

ataagaagga cccccaaggc aacggcaccg tggctgggtt tgaactactg ctccagaaac	840
agctgaaggg caaacaaatg cagaaggaaa tgtcagaatt catccgggaa aggataaaga	900
ttgaagaaga ctatgcgaag aacttagcta agctctctca gaactccttg gcttcacagg	960
aggaaggctc cttgggagag gcgtgggccc aggtgaagaa gagcctggcg gacgaagcag	1020
aagttcacct caagttctct gccaaagctc acagcgaggt ggagaagccc ctgatgaact	1080
tccgtgagaa cttcaagaaa gacatgaaga agtgcgacca ccacattgcc gaccttcgca	1140
agcagctcgc cagccgctat gcctcgggtg agaaggccc gaaagccctc acagagcggc	1200
agagagacct ggagatgaag acccagcagc tggagatcaa gctgagcaac aagacagagg	1260
aggacatcaa gaaggcgcgg agaaagtcca cacaggctgg agacgacctc atgcgctgtg	1320
tggatctcta caaccaggcc cagtccaaat ggtttgaaga gatggtgacc accacattgg	1380
agctagagcg gctggaggtg gagagggtag agatgatccg gcagcacctg tgccagtaca	1440
cgcagctcgc gcatgaaaca gacatgttca accaaagcac agtcgagccc gtggatcagc	1500
tgcttcgaaa agtggacccc gccaaagaca gggagctgtg ggtcagagag cacaagacgg	1560
gcaacatccg ccctgtggac atggagatct agatgggctt gtgcagcttc ggggggtcct	1620
gctggggagg ggggctgggc tcccaccatg gggcccatgc cgagtggatg cccccacce	1680
tctctcctgg gccactgagg agaggggaga gagctggtga ttccagaagg gtgacctgga	1740
cagcctagct gggggctccc ccatattccc aggcccagaa gacagacca cagccctgcc	1800
cttgtctctg aggctgaaga ccccctgact cccatgctgt gcttgccgct ctgaaacaaa	1860
cagaggctgg aactttgtgg tccttgccga gttttgtagg ggtcactgtc acatgcttgt	1920
gccctggaag ccccaaggct cttcctccag ctggctccct tgtctccagg gctttggagg	1980
atcagggtag ggagggctct gtctctaagc caggtgtcag gatcagaatc atgggtagaa	2040
ggtgccattc agctcacagc cgcaccaga atcctttgca gccctccttc tttatTTTTT	2100
tcccattgca ttctgggagt ccacatctgg ctttctcagc cactgttcat caccaggggt	2160
tttaggagga aggcttggct cctgtcttcc cagaccacc atgcctggag aggtcaggat	2220
ggaactacct cattcggcaa attagccca aattgagcgc tgaatcgtgt cccatgagat	2280
caggcgccat ctgtaaagtc tcctctggaa atgccaatcc atccttcccc cagctgcttc	2340
ctcggggagg ccctgcccc caccctgcca gcccttcca gtctcattag aggaagcttt	2400
ccaaagttct cagttatcaa gacctcatcc agctcgtcca aaggcttcag ggatggaac	2460
aaaccagctc gtctcagagg ccagcaagct ggggcctgtc cgccacgggtg ccctgtgcac	2520

ES 2 534 734 B1

ctttgggctg ccctggcccc cactctcccg ggccgcccac cacaggctct taatggggcc	2580
gggtcagtcc tacatgtgag atgggtagg gcaagtcttt gccatcccc agatggctct	2640
gtcttcttgt gtatggcagg gctgggactg ctgtcccttg tacagttttc tgtcactggt	2700
gggcactgga caggcatagc agactctctt gtggccacac taggttgctg cctttcaggc	2760
agtgtccgc cacctttgct tcccgctcct tctggacatt ccagagcct gcaccaaacc	2820
cttacttggt gtctgcacct ctttccctc tctccatctt ccaatccctg gaaaagtctg	2880
gtctgagtgt gacttgggaa gctttcagtg ctgctgtttg gccagctca ttactttctc	2940
cctttctcta ccacagcaaa cacattctcc accatgtcag tctaaagagt ctaaaggggc	3000
cgggagaagc atgagcgagg ggcagattct agtcgggagc ccatgccctg gaaatccatc	3060
tttcttcatc tttccattg accactttgg gtttgacctg cacatctgca gtgagggcag	3120
aattcaacaa gcacaactca ctggctcttc agtcaacgtg ctagaaaccg atgacttatt	3180
aatctctaata tttttggcgc ctctttcatt gaatgagaat tgctttcgta tagttcacat	3240
tagaaaaatg cctaataatac taaagtaaac caaacgttg cacttttctc ttgttcttga	3300
aacattgcaa ccaaaaaggt cagcaciaag gccttcacct acgtgaagac ctctggtag	3360
gatctgtcca tgggatggag aaccactctg tccagatctg gggttgggtc atgacaccag	3420
ctaccaatth tagaatatta tttcttggtt tctttatgaa aaatgggtgc tagtggtaat	3480
tgctttgtgg cttagtaaac tactctgtgg atgatttcca aacattcaaa gccaatagcc	3540
ttgttattaa caagatattt tgagtacaat atggctcatt gacttttcca ttacatctga	3600
ggattccaga gtctctgtt catccctggg atagagtgag ccctcttgcg tcttccaggg	3660
tagctcaggt tggcccagtt tgggccagtc catttttgga ggtcactctt tccccctca	3720
tcccctcacc tccttctctt tacccttcc acgtacttcc tttctttctt ccctctgtta	3780
ttcattcatc aagcaggta aagccattgt gctaagatct aatctgagga cactataatg	3840
gccctgtcgt caggaagcc cgtgatcgt cgttttcagg ggtcttaccg gtcagcaacc	3900
ttggcattga tacataggca ctctacagaa ttttaagttt cagaggtaag tctgttgttc	3960
tgattaatct gcattcattc agcgaatgct caagacaagc caggcatgct gagaagcggc	4020
gctctagttg tatgtaagat gggcattcct ctgctctcct ctattctcca tgtcgactga	4080
gaagagtata ataagaacat tgtaccctct ccacacttaa ccctctggga ttctttatta	4140
taatataaac caccgtcgtg aggcatctac ctggttgatg gaaggtagac agcaacaaga	4200
ttttaatcac ctggtcacca gaccctcacg gcccatatcc aattcgaatt tcagaaatth	4260

ES 2 534 734 B1

ctctgtttgc	tttaaataac	tctttacaaa	taagggtcgg	gcacgggtggc	tcacgcctgt	4320
aatcccagct	ctttgggagg	ccgaggtggg	cagatcacga	ggtcaggaga	tcgagaccat	4380
cctggctaac	atggtgaaac	cccgtctctg	ctaaaaatac	aaaaaattag	ccagatgtgg	4440
tggtgcacac	ctgtagtccc	aactattcgg	caggctgagg	cagtagaatc	gcttgaacct	4500
gggaggcgga	gattgcagtg	aaccaagatc	gggccactgc	actccagctt	gggtgacaga	4560
gcaagactcc	atctcaaaaa	aattataaat	aactctttgc	aataggaaa	gtgaagctca	4620
agggtaacca	gtgaggctat	gaaattgcca	gtgaattaag	accagggcta	gagtcaacag	4680
tccagaacc	ctatccgtat	gaacaggggc	ccgtttctgg	ttgaaatcaa	ggttaggatg	4740
caactgagaa	aataaaagac	tgcactttgg	agaggcaagc	acgctatccg	ggttgttggt	4800
ttgttttatg	tcttggtgct	taggtgagga	cttagctggg	tttattcaaa	gtgggcggggt	4860
ctgggctatt	cttgagaatg	tcccttccat	ttctgagaac	aagtcagccc	cttctacctg	4920
cctccacca	ggagactgat	gcacaagatc	tgtttgtgaa	agcctgattt	aaaaagaaaa	4980
aaaaaattcc	ttaagccaaa	tggtgttcca	agttggttgc	tgtgacaacc	tccaggaaga	5040
gccacttggt	accctctatt	ctttctagtg	ctttcagtca	gtggcaacac	ataggcccct	5100
tggaccgtgg	ggatggcggc	cctgagatte	tgtcagtggg	accaccctgg	gcctccttcc	5160
tacctccact	cagcacctcg	ttggccaagg	agaatttctg	cgggtgggagg	cagtgctctg	5220
ctagttagga	ttgataaaca	gctgggcaca	ccgaaacagt	gtaccaacga	attcaccaac	5280
caggggtttc	tttccctacc	ctttgtgaaa	accaatcaat	tactagatga	gtggatggat	5340
gcagaaaaat	ctgggctgag	ccaaagtccc	ttttggaaat	acaagccata	acattcgaag	5400
gacatcagcg	accttggtct	gtttaggtga	ttttacttcc	agctgcaggt	agtcttgaca	5460
aggagtgttt	aaacagaagg	ctcaagatgc	attccttgtg	taggtcggag	agagcacttc	5520
taatgttaag	tggggtacag	atcagctgcc	ccccacgta	gcctggacat	cgtcttatcc	5580
ccataatcct	tgccatccct	acaaggccca	tcgccaccac	cttttcccag	gtttattgag	5640
gtatgattga	catccagtaa	aattcacctt	ttggaaatat	acagctctgt	gaattttgac	5700
aaatttagtg	tcttgtgacc	atcaccaaga	tcaacctgtt	tttaaccctc	caaaaaattc	5760
ccttctcctg	ccctctttcc	ctggcaacct	tgattgatta	tctgatccta	taattttgcc	5820
ttttctagaa	tgtcatataa	atggagtcac	actgatgtcg	ccttttgagt	ctggcatctt	5880
tcctcagct	taatgctttt	gagtcattca	tgatgtgtgc	gtgtggtttg	ttccttctcc	5940
ttgccgggaa	gtatttcatt	gcatgggcgt	actactctgc	ttctttatth	ttacactgag	6000

ES 2 534 734 B1

cctttcgccc	tggaagttct	tggcccaggg	tcttcaactt	gtttgcacga	ccacttccag	6060
cttgctgctt	ccttcagttc	cccaggctcc	tcctccaaat	gccagctgtg	cccacaagct	6120
gttcttaggg	ctcacactcg	ccttttggcg	cgtggtgggt	ttttggtagt	gcagaaagaa	6180
tccagggatg	ggaggggaag	ggacggatgg	gtgctcaatt	gctgctcacg	tctgctgcaa	6240
cctgaagctt	gcatctcagc	cagcagatct	gctcccttct	gggacccagg	cttcagtgtc	6300
acacggtcct	tggctatgta	ttgggcgttg	gaggctttga	aaggcgagca	gaagcagcat	6360
ggacaagaag	gctggggctg	gccctggggc	tcatcatgat	gctttcctgg	atctgttgct	6420
tcatctgcaa	gctgaggggtg	tttgttctag	atgagtgtct	caggccaccg	gcaactgcat	6480
gtacctctc	cctttctcat	ttccaatgat	gtaccctgta	cacgtgttca	tgctgtgtct	6540
ggctctcatc	tgcacaaatcg	tgcatagaat	tgctcaagt	cctggtgaga	gagatgccgt	6600
ggtaactttc	catttagatt	caaatggagc	taaaattaag	agttttatga	gctgttaaga	6660
atgaggtagt	ttctcctagg	acccccaaa	gacagtgcaa	gtaatgaccg	tttggatctc	6720
attcgtcgat	ctttgatagt	atgttctgga	gtctactccc	caggagccag	gacaggcgtg	6780
aagatggagt	ccttgtcgca	gctggagcct	tgcttagctg	gtgatcacac	agcctggcct	6840
gtacctgcac	cccactggat	ggtggtacat	ggtggcaggg	acaggaccac	accagttaa	6900
ggccagacca	ggctgagtg	gaccctgag	gtaaactc	cactaagctg	tgtcttgttc	6960
atgccccctg	ctcagtgaaa	ggtgagtccc	gagaccagtt	gggtacctct	ctatgcgaac	7020
cagagacatt	tctggatcca	ggccaggtga	agattagggc	caggaagcct	gagccccggg	7080
ggcctcaagg	tagggagccg	aagaggctgc	caggactctg	ctgggttgaa	at ttgccggg	7140
gaggactctt	gtctccccct	caggagtatt	tttgttgagg	ctttcctgga	ggtgaagaag	7200
caattcccat	tgcaagcaggt	tagagcgaga	atcagacaga	gggcaaaaac	caattcgctt	7260
ctccccacgt	tctaaatgct	ggggcatggc	tgtcaggagg	gcttcctggg	aggtgtctct	7320
gggggtgggg	tgaggttggg	gcgatggcct	ttggagattg	cgtgtggtgt	tcaggactgt	7380
tccttgggtg	ttgagggaaa	ctttagtggg	attgcagtgg	aatgtaaggt	cagggcacgt	7440
gggtgctctc	tcgggggtggg	gtgactggga	gacctagagg	gaaagcctgc	tatgcagggg	7500
gagagcacag	gactggccct	gctctgcggc	ctcctttgtc	ccataacctg	aagttaagtc	7560
acatcccctg	tcgggacctc	cgtgcactca	tctgtcaagt	gggggcgctt	cccttccagc	7620
atcacctgca	gcagacgggc	tctcgggagt	cgtgggttcc	aggcagctgt	gtggaccag	7680
ggacagacat	tcaaagggac	gccagccatc	cttagtgaca	ggggcccaa	cttagcatcc	7740

ES 2 534 734 B1

```

cttcccttcc gttaggaag agatgaccgg aagcaacccc ttcacagaca cgagcacatc      7800
ggcaaaccct atgaaagtgg aatthttctaa caaaataaac ttgcttggttt gatctgtttt      7860
ctgtaacttt tgctaaatac tttatacatt tttcatgtta aagagccgtg tctcccgccca      7920
gcactcctca ccccggtatg aatgtgtttc ctccacattg tatatccttc caccctctgg      7980
ctgcctagat cagtaaataa aattgatgta atataattta taagtaacac tgttgaacc      8040
ctgatcccag tggaggctgt aaccacactg cccccgcacc acccccctga ccctgttac      8100
cgcatttgtg tgtattaatg ctgaagaatt aaatgtttaa agagtttaa ttttgaaggc      8160
gtttgctata tacagttgtc ctgcattatt ataaagagtt ttcaggaagt t      8211

```

```

<210> 17
<211> 8181
<212> DNA
<213> Homo sapiens

```

```

<400> 17
agaaacattg catctggaaa gtccagaaca agttgttaat ttcccagcaa gcaactggagc      60
ggatttggaa ggaactatgc aatgtagtgg gttctttgtg aaagaacagc aatgagcaaa      120
gccacaggaa cctccgctgg ggtgccca gaacactggccc tgggctagc acttgctca      180
gccccatttc ccggagaggc tgccatgaag aggaagccgg cggagtcttg gtgctgagtc      240
tgagggcttc aggcaggacc caagactctc ctctgaggta gcagccccca gagaaggtta      300
gctgttctct gatgaagcct ggaatggtcc cccctccgcc gggagaagaa agccagacgg      360
tcatccttcc acctggctgg cagagctacc tgtcgcctca gggccggcgg tactatgtca      420
acacgaccac caatgagacc acctgggaac gtcccagcag ttctcctggg attccagcca      480
gccctggctc tcacaggagc tctctgcctc caacagtga tggataccac gcatcagggga      540
cccagcgca ccctccagag actgcccaca tgagtgtccg aaaatccacc ggtgattccc      600
agaacctggg atcctcatcg ccaagcaaaa agcagagcaa ggaaaacacc atcacaataa      660
actgtgtgac gttccctcac ccagacacga tgccggaaca gcagctgctg aaaccaaccg      720
agtggagcta ctgcgactac ttctgggctg ataagaagga cccccaaggc aacggcaccg      780
tggctgggtt tgaactactg ctccagaaac agctgaaggg caaacaatg cagaaggaaa      840
tgtcagaatt catccgggaa aggataaaga ttgaagaaga ctatgcgaag aacttagcta      900
agctctctca gaactccttg gcttcacagg aggaaggctc cttgggagag gcgtgggcc      960
aggatgaaga gagcctggcg gacgaagcag aagttcacct caagttctct gccaagcttc      1020
acagcgaggt ggagaagccc ctgatgaact tccgtgagaa cttcaagaaa gacatgaaga      1080

```

ES 2 534 734 B1

agtgcgacca ccacattgcc gaccttcgca agcagctcgc cagccgctat gcctcggtgg	1140
agaaggcccg gaaagccctc acagagcggc agagagacct ggagatgaag acccagcagc	1200
tggagatcaa gctgagcaac aagacagagg aggacatcaa gaaggcgcgg aaaaagtcca	1260
cacaggctgg agacgacctc atgctgctgtg tggatctcta caaccaggcc cagtccaaat	1320
ggtttgaaga gatggtgacc accacattgg agctagagcg gctggagggtg gagagggtag	1380
agatgatccg gcagcacctg tgccagtaca cgcagctcgc gcatgaaaca gacatgttca	1440
accaaagcac agtcgagccc gtggatcagc tgcttcgaaa agtggacccg gccaaagaca	1500
gggagctgtg ggtcagagag cacaagacgg gcaacatccg ccctgtggac atggagatct	1560
agatgggcct gtgcagcttc ggggggtcct gctggggagg ggggctgggc tcccaccatg	1620
gggcccattg cgagtggatg cccccaccc tctctcctgg gccactgagg agaggggaga	1680
gagctggtga ttccagaagg gtgaccggga cagcctagct gggggctccc ccatattccc	1740
aggcccagaa gacagaccca cagccctgcc cttgtctctg aggctgaaga cccctgact	1800
cccatgctgt gcttgccgct ctgaaacaaa cagaggctgg aactttgtgg tccttgccga	1860
gtttttagg ggtcactgtc acatgcttgt gccctggaag cccaaggct ctctctccag	1920
ctggctccct tgtctccagg gctttggagg atcagggtag ggagggctct gtctctaagc	1980
cagggtgcag gatcagaatc atgggtagaa ggtgccattc agctcacagc cgcaccaga	2040
atcctttgca gccctccttc tttatTTTT tcccattgca ttctgggagt ccacatctgg	2100
ctttctcagc cactgttcat caccaggggt tttaggagga aggcttggct cctgtcttcc	2160
cagaccacc atgcctggag aggtcaggat ggaactacct cattcggcaa attagcccca	2220
aattgagcgc tgaatcgtgt cccatgagat caggcggcat ctgtaaagtc tcctctggaa	2280
atgccaatcc atccttcccc cagctgcttc ctcggggagg ccctgcccc caccctgcca	2340
gcccttcca gtctcattag aggaagcttt ccaaagtctt cagttatcaa gacctatcc	2400
agctcgtcca aaggcttcag ggatggaaac aaaccagctc gtctcagagg ccagcaagct	2460
ggggcctgtc cgccacgggtg ccctgtgcac ctttgggctg ccctggcccc cactctcccg	2520
ggccgcccac cacaggctct taatggggcc gggtcagtcc tacatgtgag atgggttagg	2580
gcaagtcttt gccatcccc agatggctct gtcttcttgt gtatggcagg gctgggactg	2640
ctgtcccttg tacagttttc tgtcactggt gggcactgga caggcatagc agactctctt	2700
gtggccacac taggttgtcg ctttcaggc agtgtcccgc cacctttgct tcccgtcct	2760
tctggacatt ccagagccct gcaccaaacc ctacttggt gtctgcacct ctttcctc	2820

ES 2 534 734 B1

tctccatctt ccaatccctg gaaaagtctg gtctgagtgt gacttgggaa gctttcagtg	2880
ctgctgtttg gccagctca ttactttctc cctttctcta ccacagcaaa cacattctcc	2940
accatgtcag tctaaagagt ctaaaggggc cgggagaagc atgagcgagg ggcagattct	3000
agtcgggagc ccatgcctg gaaatccatc tttcttcac tttcccattg accactttgg	3060
gtttgacctg cacatctgca gtgagggcag aattcaacaa gcacaactca ctggctcttc	3120
agtcaacgtg ctagaaaccg atgacttatt aatctcta tttttggcgc ctctttcatt	3180
gaatgagaat tgctttcgta tagttcacat tagaaaaatg cctaataatac taaagtaaac	3240
caaacgttgt cacttttctc ttgttcttga aacattgcaa ccaaaaagggt cagcaciaag	3300
gccttcacct acgtgaagac ctctggtag gatctgtcca tgggatggag aaccactctg	3360
tccagatctg gggttgggtc atgacaccag ctaccaat ttagaatatta tttcttggtt	3420
tctttatgaa aaatgggtgc tagtggtaat tgctttgtgg cttagtaaac tactctgtgg	3480
atgatttcca aacattcaaa gccaatagcc ttgttattaa caagatattt tgagtacaat	3540
atggctcatt gacttttcca ttacatctga ggattccaga gtcctctggt catcctggg	3600
atagagtgag ccctcttgcg tcttccagg tagctcaggt tggcccagtt tgggccagtc	3660
catttttggg ggtcactctt tccccctca tcccctcacc tccttctctt tacccttctc	3720
acgtacttcc tttctttctt ccctctgtta ttcatctac aagcagggtta aagccattgt	3780
gctaagatct aatctgagga cactataatg gccctgtcgt caggggaagcc cgtgatcgct	3840
cgttttcagg ggtcttaccg gtcagcaacc ttggcattga tacataggca ctctacagaa	3900
tttaagttt cagaggtaag tctgttggtc tgattaatct gcattcattc agcgaatgct	3960
caagacaagc caggcatgct gagaagcggc gctctagtgt tatgtaagat gggcattcct	4020
ctgctctcct ctattctcca tgctgactga gaagagtata ataagaacat tgtaccctct	4080
ccacacttaa ccctctggga ttctttatta taatataaac caccgtcgtg aggcatttac	4140
ctgttgatg gaaggtagac agcaacaaga ttttaatcac ctggtcacca gaccctcacg	4200
gccatatcc aattcgaatt tcagaaattt ctctgtttgc tttaaataac tctttacaaa	4260
taagggtcgg gcacgggtggc tcacgcctgt aatcccagct ctttgggagg ccgaggtggg	4320
cagatcacga ggtcaggaga tcgagaccat cctggctaac atggtgaaac cccgtctctg	4380
ctaaaatac aaaaaattag ccagatgtgg tgggtgcacac ctgtagtccc aactattcgg	4440
caggctgagg cagtagaatc gcttgaacct gggaggcggg gattgcagtg aaccaagatc	4500
gggccactgc actccagctt gggtgacaga gcaagactcc atctcaaaaa aattataaat	4560

ES 2 534 734 B1

aactctttgc	aatagggaaa	gtgaagctca	agggtaacca	gtgaggctat	gaaattgccca	4620
gtgaattaag	accaggggcta	gagtcaacag	tccagaaccc	ctatccgtat	gaacaggggc	4680
ccgtttctgg	ttgaaatcaa	ggttaggatg	caactgagaa	aataaaagac	tgcactttgg	4740
agaggcaagc	acgctatccg	ggttggttgtt	ttgttttatg	tcttggtgct	taggtgagga	4800
cttagctggg	tttattcaaa	gtgggcgggt	ctgggctatt	cttgagaatg	tcccttccat	4860
ttctgagaac	aagtcagccc	cttctacctg	cctccacca	ggagactgat	gcacaagatc	4920
tgtttgtgaa	agcctgattt	aaaaagaaaa	aaaaaattcc	ttaagccaaa	tggtgttcca	4980
agttggttgc	tgtgacaacc	tccaggaaga	gccacttgtt	accctctatt	ctttctagtg	5040
ctttcagtca	gtggcaacac	ataggcccct	tggaccgtgg	ggatggcggc	cctgagattc	5100
tgtcagtggg	accaccctgg	gcctcctttc	tacctccact	cagcacctcg	ttggccaagg	5160
agaatttctg	cggtgggagg	cagtgctctg	ctagtcagga	ttgataaaca	gctgggcaca	5220
ccgaaacagt	gtaccaacga	attcaccaac	caggggtttc	tttccctacc	ctttgtgaaa	5280
accaatcaat	tactagatga	gtggatggat	gcagaaaaat	ctgggctgag	ccaaagtccc	5340
ttttggaat	acaagccata	acattcgaag	gacatcagcg	accttggctt	gtttaggtga	5400
ttttacttcc	agctgcaggt	agtcttgaca	aggagtgttt	aaacagaagg	ctcaagatgc	5460
attccttgtg	taggtcggag	agagcacttc	taatgttaag	tggggtacag	atcagctgcc	5520
ccccacgta	gcctggacat	cgtcttatcc	ccataatcct	tgccatccct	acaaggccca	5580
tcgccaccac	cttttcccag	gtttattgag	gtatgattga	catccagtaa	aattcacctt	5640
ttggaaatat	acagctctgt	gaattttgac	aaatttagtg	tcttgtgacc	atcaccaaga	5700
tcaacctgtt	tttaaccctc	caaaaaattc	ccttctcctg	ccctctttcc	ctggcaacct	5760
tgattgatta	tctgatccta	taattttgcc	ttttctagaa	tgtcatataa	atggagtcac	5820
actgatgtcg	ccttttgagt	ctggcatctt	tccctcagct	taatgctttt	gagtcattca	5880
tgatgtgtgc	gtgtggtttg	ttccttctcc	ttgccgggaa	gtatttcatt	gcatgggcgt	5940
actactctgc	ttctttatth	ttacactgag	cctttcgccc	tggaagtctt	tggcccaggg	6000
tcttcaactt	gtttgcacga	ccacttccag	cttgctgctt	ccttcagttc	cccaggctcc	6060
tcctccaaat	gccagctgtg	cccacaagct	gttcttaggg	ctcacactcg	ccttttggcg	6120
cgtggtgggt	ttttggtagt	gcagaaagaa	tccagggatg	ggaggggaag	ggacggatgg	6180
gtgctcaatt	gctgctcacg	tctgctgcaa	cctgaagctt	gcatctcagc	cagcagatct	6240
gctcccttct	gggaccagc	cttcagtgtc	acacggtcct	tggctatgta	ttgggcgttg	6300

ES 2 534 734 B1

gaggctttga	aaggcgagca	gaagcagcat	ggacaagaag	gctggggctg	gccctggggc	6360
tcacatgat	gctttcctgg	atctgttgct	tcacctgcaa	gctgaggggtg	tttgttctag	6420
atgagtgtct	caggccaccg	gcaactgcat	gtacctcctc	cctttctcat	ttccaatgat	6480
gtaccctgta	cacgtgttca	tgctgtgtct	ggctctcatc	tgcaaatcg	tgcatagaat	6540
tgccctcaagt	cctggtgaga	gagatgccgt	ggtacttttc	catttagatt	caaatggagc	6600
taaaattaag	agttttatga	gctgttaaga	atgaggtagt	ttctcctagg	acccccaaa	6660
gacagtgcaa	gtaatgaccg	tttggatctc	attcgtcgat	ccttgatagt	atgttctgga	6720
gtctactccc	caggagccag	gacaggcgtg	aagatggagt	ccttgctgca	gctggagcct	6780
tgccctagctg	gtgatcacac	agcctggcct	gtacctgcac	cccactggat	ggtggtacat	6840
ggtggcaggg	acaggaccac	accagttaa	ggccagacca	ggctgagtg	gaccctgag	6900
gtaaactctc	cactaagctg	tgtcttgttc	atgccccctg	ctcagtgaaa	ggtgagtccc	6960
gagaccagtt	gggtacctct	ctatgcgaac	cagagacatt	tctggatcca	ggccaggtga	7020
agattagggc	caggaagcct	gagcccccg	ggcctcaagg	tagggagccg	aagaggctgc	7080
caggactctg	ctgggttgaa	atttgccggg	gaggactctt	gtctccccct	caggagtatt	7140
tttgttgagg	ccttcctgga	ggtgaagaag	caattcccat	tgcaagcagg	tagagcgaga	7200
atcagacaga	gggcaaaaac	caattcgctt	ctccccacgt	tctaaatgct	ggggcatggc	7260
tgctcaggagg	gcttcctggg	aggtgtctct	gggggtgggg	tgaggttggg	gcatggcct	7320
ttggagattg	cgtgtgggtg	tcaggactgt	tccttggtgt	ttgagggaaa	ccttagtggg	7380
attgcagtgg	aatgtaaggt	cagggcacgt	gggtgctctc	tcgggggtggg	gtgactggga	7440
gacctagagg	gaaagcctgc	tatgcagggg	gagagcacag	gactggccct	gctctgcggc	7500
ctcctttgtc	ccataacctg	aagttaagtc	acatcccctg	tcgggacctc	cgtgcactca	7560
tctgtcaagt	gggggcgctt	cccttcagc	atcacctgca	gcagacgggc	tctcgggagt	7620
cgtgggttcc	aggcagctgt	gtggaccag	ggacagacat	tcaaaggac	gccagccatc	7680
ccttagtgaca	ggggcccaa	ccttagcatcc	cctcccttcc	gcttaggaagg	agatgaccgg	7740
aagcaacccc	ttcacagaca	cgagcacatc	ggcaaaccct	atgaaagtgg	aattttctaa	7800
caaaataaac	ttgcttgttt	gatctgtttt	ctgtaacttt	tgctaaatac	tttatacatt	7860
tttcatgtta	aagagccgtg	tctcccgcca	gcactcctca	ccccggtatg	aatgtgtttc	7920
ctccacattg	tatatccttc	caccctctgg	ctgcctagat	cagtaaataa	aattgatgta	7980
atataattta	taagtaacac	tgttgaaacc	ctgatcccag	tggaggctgt	aaccacctg	8040

ES 2 534 734 B1

```

ccccgcacc acccccctga ccctgttac cgcatttgtg tgtattaatg ctgaagaatt      8100
aatgtttaa agagtttaa ttttgaaggc gtttgctata tacagttgtc ctgcattatt      8160
ataaagagtt ttcaggaagt t                                           8181

```

```

<210> 18
<211> 8024
<212> DNA
<213> Homo sapiens

```

```

<400> 18
atgcttttct ttagagctcc tattgcttct gggtttgggg tgtgagagga tgcagagtgg      60
gagaccttaa aaccgtctga tctggctgct aaagcgagtg tctgacgacc accattaac      120
accagcgagt agcgtttgct cacggcttta ggataagaag cctggaatgg tccccctcc      180
gccgggagaa gaaagccaga cggtcacctc tccacctggc tggcagagct acctgtcgcc      240
tcagggccgg cggactatg tcaacacgac caccaatgag accacctggg aacgtcccag      300
cagttctcct gggattccag ccagccctgg ctctcacagg agctctctgc ctccaacagt      360
gaatggatac cacgcatcag ggaccccage gcaccctcca gagactgccc acatgagtgt      420
ccgaaaatcc accggtgatt cccagaacct gggatcctca tcgccaagca aaaagcagag      480
caaggaaaac accatcacia taaactgtgt gacgttcctc caccagaca cgatgccgga      540
acagcagctg ctgaaaccaa ccgagtggag ctactgcgac tacttctggg ctgataagaa      600
ggaccccaa ggcaacggca ccgtggctgg gtttgaacta ctgctccaga aacagctgaa      660
gggcaaacia atgcagaagg aatgtcaga attcatccgg gaaaggataa agattgaaga      720
agactatgcg aagaacttag ctaagctctc tcagaactcc ttggcttcac aggaggaagg      780
ctccttggga gaggcgtggg cccaggtgaa gaagagcctg gcggacgaag cagaagttca      840
cctcaagttc tctgccaagc ttcacagcga ggtggagaag cccctgatga acttccgtga      900
gaacttcaag aaagacatga agaagtgcga ccaccacatt gccgacctc gcaagcagct      960
cgccagccgc tatgcctcgg tggagaaggc ccggaaagcc ctcacagagc ggagagaga      1020
cctggagatg aagaccagc agctggagat caagctgagc aacaagacag aggaggacat      1080
caagaaggcg cggagaaagt ccacacaggc tggagacgac ctcatgctgct gtgtggatct      1140
ctacaaccag gccagtcca aatggtttga agagatggtg accaccacat tggagctaga      1200
gcggctggag gtggagaggg tagagatgat ccggcagcac ctgtgccagt acacgcagct      1260
gcggcatgaa acagacatgt tcaaccaaag cacagtcgag cccgtggatc agctgcttcg      1320

```

ES 2 534 734 B1

aaaagtggac	ccggccaaag	acagggagct	gtgggtcaga	gagcacaaga	cgggcaacat	1380
ccgccctgtg	gacatggaga	tctagatggg	cctgtgcagc	ttcggggggg	cctgctgggg	1440
aggggggctg	ggctcccacc	atggggccca	tgccgagtgg	atgcccccca	ccctctctcc	1500
tgggccactg	aggagagggg	agagagctgg	tgattccaga	agggtgacct	ggacagccta	1560
gctgggggct	ccccatatt	cccaggccca	gaagacagac	ccacagccct	gcccttgtct	1620
ctgaggctga	agaccccctg	actcccatgc	tgtgcttgcc	gctctgaaac	aaacagaggc	1680
tggaactttg	tggtccttgc	cgagttttgt	aggggtcact	gtcacatgct	tgtgccctgg	1740
aagccccaag	gctcttcctc	cagctggctc	ccttgtctcc	agggctttgg	aggatcaggg	1800
tagggagggc	tctgtctcta	agccaggtgt	caggatcaga	atcatgggta	gaagggtcca	1860
ttcagctcac	agccgcaccc	agaatccttt	gcagccctcc	ttctttatth	ttttccatt	1920
gcattctggg	agtccacatc	tggctttctc	agccactgth	catcaccagg	ggttttagga	1980
ggaaggcttg	gctcctgtct	tcccagacct	accatgcctg	gagaggtcag	gatggaacta	2040
cctcattcgg	caaattagcc	ccaattgag	cgctgaatcg	tgtcccatga	gatcaggcgc	2100
catctgtaaa	gtctcctctg	gaaatgcaa	tccatccttc	cccagctgc	ttcctcgggg	2160
aggccctgc	ccccaccctg	ccagcccttc	ccagtctcat	tagaggaagc	tttccaaagt	2220
tctcagttat	caagacctca	tccagctcgt	ccaaaggctt	cagggatgga	aacaaaccag	2280
ctcgtctcag	aggccagcaa	gctggggcct	gtccgccacg	gtgccctgtg	cacctttggg	2340
ctgccctggc	ccccactctc	ccgggccgcc	caccacaggc	tcttaatggg	gccgggtcag	2400
tcctacatgt	gagatgggth	agggcaagtc	tttgccatcc	cccagatggc	tctgtcttct	2460
tgtgtatggc	agggctggga	ctgctgtccc	ttgtacagth	ttctgtcact	ggtgggcact	2520
ggacaggcat	agcagactct	cttgtggcca	cactaggthg	tcgcctttca	ggcagtgthc	2580
cgccacctth	gcttcccgtc	ccttctggac	attccagagc	cctgcaccaa	acccttactt	2640
ggtgtctgca	cctcctttcc	ctctctccat	cttccaatcc	ctggaaaagt	ctggtctgag	2700
tgtgacttgg	gaagctttca	gtgctgctgt	ttggcccagc	tcattactth	ctccctttct	2760
ctaccacagc	aaacacattc	tccacatgt	cagtctaaag	agtctaaagg	ggccgggaga	2820
agcatgagcg	aggggcagat	tctagtcggg	agcccatgcc	ctggaaatcc	atctttcttc	2880
atctttccca	ttgaccactt	tgggtttgac	ctgcacatct	gcagtgaggg	cagaattcaa	2940
caagcacaac	tactggtct	ttcagtcaac	gtgctagaaa	ccgatgactt	attaatctct	3000
aatthtttgg	cgctctttc	attgaatgag	aattgctthc	gtatagthca	cattagaaaa	3060

ES 2 534 734 B1

atgcctaata tactaaagta aaccaaacgt tgtcactttt ctcttgttct tgaacattg	3120
caaccaaaaa ggtcagcaca aaggccttca cctacgtgaa gacctcctgg taggatctgt	3180
ccatgggatg gagaaccact ctgtccagat ctggggttgg gtcatgacac cagctaccaa	3240
ttttagaata ttatttcttg gtttctttat gaaaaatggg tgctagtggg aattgctttg	3300
tggcttagta aactactctg tggatgattt ccaaacattc aaagccaata gccttgttat	3360
taacaagata ttttgagtac aatatggctc attgactttt ccattacatc tgaggattcc	3420
agagtctct gttcatccct gggatagagt gagccctctt gcgtcttcca gggtagctca	3480
ggttggccca gtttgggcca gtccatTTTT ggaggtcact ctttcccccc tcatcccctc	3540
acctccttct ctttaccccc ttcacgtact tcctttcttt cttccctctg ttattcattc	3600
atcaagcagg ttaaagccat tgtgctaaga tctaacttga ggacactata atggccctgt	3660
cgtcagggaa gcccgatgat gctcgTTTT aggggtctta ccggtcagca accttggcat	3720
tgatacatag gcactctaca gaatttaagt tttcagaggt aagtctgttg ttctgattaa	3780
tctgcattca ttcagcgaat gctcaagaca agccaggcat gctgagaagc ggcgctctag	3840
ttgtatgtaa gatgggcatt cctctgctct cctctattct ccatgtcgac tgagaagagt	3900
ataataagaa cattgtacc cctccacact taaccctctg ggattcttta ttataatata	3960
aaccaccgtc gtgaggcatt tacctgttgg atggaaggta gacagcaaca agattttaat	4020
cacctggtca ccagaccctc acggcccata tccaattcga atttcagaaa tttctctggt	4080
tgctttaaat aactctttac aaataagggg cgggcacggt ggctcacgcc tgtaatccca	4140
gctctttggg aggccgaggt gggcagatca cgaggtcagg agatcgagac catcctggct	4200
aacatggtga aaccccgctc ctgctaaaaa tacaaaaaat tagccagatg tggtggtgca	4260
cacctgtagt cccaactatt cggcaggctg aggcagtaga atcgcttgaa cctgggaggc	4320
ggagattgca gtgaaccaag atcgggccac tgcactccag cttgggtgac agagcaagac	4380
tccatctcaa aaaaattata aataactctt tgcaaatagg aaagtgaagc tcaagggtaa	4440
ccagtgaggc tatgaaattg ccagtgaatt aagaccaggg ctagagtcaa cagtccagaa	4500
ccctatccg tatgaacagg ggcccgtttc tggttgaaat caaggttagg atgcaactga	4560
gaaaataaaa gactgcactt tggagaggca agcacgctat ccgggttggt gttttgtttt	4620
atgtcttggg gcttaggtga ggacttagct gggtttattc aaagtgggcg ggtctgggct	4680
attcttgaga atgtcccttc catttctgag aacaagtcag ccccttctac ctgcctccac	4740
ccaggagact gatgcacaag atctgtttgt gaaagcctga tttaaaaaga aaaaaaaaaat	4800

ES 2 534 734 B1

tccttaagcc aatggtggt ccaagttggt tgctgtgaca acctccagga agagccactt	4860
gttaccctct attctttcta gtgctttcag tcagtggcaa cacataggcc ccttggaccg	4920
tggggatggc ggccctgaga ttctgtcagt gggaccaccc tgggcctcct ttctacctcc	4980
actcagcacc ctgttggcca aggagaattt ctgcggtggg aggcagtgct ctgctagtca	5040
ggattgataa acagctgggc acaccgaac agtgtaccaa cgaattcacc aaccaggggt	5100
ttctttccct accctttgtg aaaaccaatc aattactaga tgagtggatg gatgcagaaa	5160
aatctgggct gagccaaagt cccttttggg aatacaagcc ataacattcg aaggacatca	5220
gcgaccttgg cttgttttagg tgattttact tccagctgca ggtagtcttg acaaggagtg	5280
tttaaacaga aggctcaaga tgcattcctt gtgtaggtcg gagagagcac ttctaagtgt	5340
aagtggggta cagatcagct gccccccac gtagcctgga catcgtctta tccccataat	5400
ccttgccatc cctacaaggc ccatcgccac caccttttcc caggtttatt gaggtatgat	5460
tgacatccag taaaattcac ctttggaaa tatacagctc tgtgaatttt gacaaattta	5520
gtgtcttgtg accatcacca agatcaacct gtttttaacc ctccaaaaaa ttcccttctc	5580
ctgccctctt tccttggcaa ccctgattga ttatctgac ctataatttt gccttttcta	5640
gaatgtcata taaatggagt cacactgatg tcgccttttg agtctggcat ctttccctca	5700
gcttaatgct tttgagtcac tcatgatgtg tgcgtgtggt ttgttccttc tccttgccgg	5760
gaagtatttc attgcatggg cgtactactc tgcttcttta tttttacact gagcctttcg	5820
ccctggaagt tcttggccca gggcttcaa cttgtttgca cgaccacttc cagcttgctg	5880
cttccttcag ttccccaggc tcctcctcca aatgccagct gtgccacaaa gctgttctta	5940
gggctcacac tcgccttttg gcgcgtgggt ggtttttggt agtgcagaaa gaatccaggg	6000
atgggagggg aagggacgga tgggtgctca attgctgctc acgtctgctg caacctgaag	6060
cttgcacctc agccagcaga tctgctccct tctgggaccc aggccttcagt gtcacacggt	6120
ccttggctat gtattgggcg ttggaggctt tgaaaggcga gcagaagcag catggacaag	6180
aaggctgggg ctggccctgg ggctcatcat gatgctttcc tggatctggt gcttcatctg	6240
caagctgagg gtgtttgttc tagatgagtg tctcaggcca ccggcaactg catgtacctc	6300
ctccctttct catttccaat gatgtaccct gtacacgtgt tcatgctgtg tctggctctc	6360
atctgcacaa tcgtgcatag aattgcctca agtcctgggt agagagatgc cgtggctactt	6420
ttccatttag attcaaatgg agctaaaatt aagagtttta tgagctgtta agaatgaggt	6480
agtttctcct aggaccccc aaagacagtg caagtaatga ccgtttggat ctcatcgtc	6540

ES 2 534 734 B1

```

gatctttgat agtatgttct ggagtctact ccccaggagc caggacaggc gtgaagatgg      6600
agtccttgtc gcagctggag ccttgccctag ctggtgatca cacagcctgg cctgtacctg      6660
caccccactg gatggtggta catggtggca gggacaggac cacaccagc taaggccaga      6720
ccaggctgag tgtgaccctt gaggtaaaca ctccactaag ctgtgtcttg ttcattgcccc      6780
ctgctcagtg aaaggtgagt cccgagacca gttgggtacc tctctatgcg aaccagagac      6840
atctctggat ccaggccagg tgaagattag ggccaggaag cctgagcccc cggggcctca      6900
aggtagggag ccgaagaggc tgccaggact ctgctggggt gaaatttgcc ggggaggact      6960
cttgtctccc cctcaggagt atttttgttg aggctttcct ggaggtgaag aagcaattcc      7020
cattgcagca ggttagagcg agaatcagac agagggcaaa aaccaattcg cttctcccca      7080
cgttctaaat gctggggcat ggctgtcagg agggcttcct gggaggtgtc tctgggggtg      7140
gggtgagggt ggggcatgag ctttgagaga ttgcgtgtgg tgttcaggac tgttccttgg      7200
tgtttgaggg aaactttagt gggattgcag tggaatgtaa ggtcagggca cgtgggtgct      7260
ctctcggggg ggggtgactg ggagacctag agggaaagcc tgctatgcag ggggagagca      7320
caggactggc cctgctctgc ggctccttt gtcccataac ctgaagttaa gtcacatccc      7380
ctgtcgggac ctccgtgcac tcactctgtc agtgggggcg ctcccttcc agcatcacct      7440
gcagcagacg ggctctcggg agtcgtgggt tccaggcagc tgtgtggacc caggacaga      7500
cattcaaagg gacgccagcc atccttagtg acaggggccc caacttagca tcccttccct      7560
tccgttagga aggagatgac cggaagcaac cccttcacag acacgagcac atcggcaaac      7620
cctatgaaag tggaattttc taacaaaata aacttgcttg tttgatctgt tttctgtaac      7680
ttttgctaaa tactttatac atttttcatg ttaaagagcc gtgtctcccg ccagcactcc      7740
tcaccccggt atgaatgtgt ttctccaca ttgtatatcc ttccaccctc tggtgccta      7800
gatcagtaaa taaaattgat gtaatataat ttataagtaa cactgttgaa accctgatcc      7860
cagtggaggc tgtaaccac ctgccccgc accaccccc tgaccctgt taccgattt      7920
gtgtgtatta atgctgaaga attaaatgtt taaagagttt aaattttgaa ggcgtttgct      7980
atatacagtt gtcctgcatt attataaaga gttttcagga agtt      8024

```

<210> 19

<211> 7773

<212> DNA

<213> Homo sapiens

<400> 19

```

cccgagagct gggcgtggga acagcgtggg gtcagggaga cccctgcttg ccttgccca      60

```

ES 2 534 734 B1

gaatatggtg acttaggatt cagactgagc atccctgatt cccagcgc tccaccctca	120
gggaacctga atggggggaa aaaatgtcca atatggagaa cagctttgac gatgtttctt	180
gcctctctcc ccagaacctg ggatcctcat cgccaagcaa aaagcagagc aaggaaaaca	240
ccatcacaat aaactgtgtg acgttcctc acccagacac gatgccggaa cagcagctgc	300
tgaaaccaac cgagtggagc tactgagact acttctgggc tgataagaag gacccccaaag	360
gcaacggcac cgtggctggg tttgaactac tgctccagaa acagctgaag ggcaaaaaa	420
tgcagaagga aatgtcagaa ttcacccggg aaaggataaa gattgaagaa gactatgcga	480
agaacttagc taagctctct cagaactcct tggtctcaca ggaggaaggc tccttgggag	540
aggcgtgggc ccaggtgaag aagagcctgg cggacgaagc agaagttcac ctcaagttct	600
ctgccaagct tcacagcgag gtggagaagc ccctgatgaa cttccgtgag aacttcaaga	660
aagacatgaa gaagtgcgac caccacattg ccgacctcg caagcagctc gccagccgct	720
atgcctcggg ggagaaggcc cggaaagccc tcacagagcg gcagagagac ctggagatga	780
agaccagca gctggagatc aagctgagca acaagacaga ggaggacatc aagaaggcgc	840
ggagaaagtc cacacaggct ggagacgacc tcatgcgctg tgtggatctc tacaaccagg	900
cccagtcaa atggtttgaa gagatggtga ccaccacatt ggagctagag cggctggagg	960
tggagagggg agagatgatc cggcagcacc tgtgccagta cacgcagctg cggcatgaaa	1020
cagacatggt caaccaaaagc acagtcgagc ccgtggatca gctgcttcga aaagtggacc	1080
cggccaaaga cagggagctg tgggtcagag agcacaagac gggcaacatc cgccctgtgg	1140
acatggagat ctgatgggc ctgtgcagct tcggggggtc ctgctgggga ggggggctgg	1200
gctcccacca tggggcccat gccgagtgga tgccccccac cctctctcct gggccactga	1260
ggagagggga gagagctggt gattccagaa gggtgacctg gacagcctag ctgggggctc	1320
ccccatattc ccaggcccag aagacagacc cacagccctg cccttgtctc tgaggctgaa	1380
gaccccctga ctcccatgct gtgcttgccg ctctgaaaca aacagaggct ggaactttgt	1440
ggtccttgcc gagttttgta ggggtcactg tcacatgctt gtgccctgga agccccaaag	1500
ctcttcctcc agctggctcc cttgtctcca gggctttgga ggatcagggt agggaggct	1560
ctgtctctaa gccagggtgc aggatcagaa tcatgggtag aaggtgccat tcagctcaca	1620
gccgcacca gaatcctttg cagccctcct tctttatfff tttcccattg cattctggga	1680
gtccacatct ggctttctca gccactgttc atcaccaggg gttttaggag gaaggcttgg	1740
ctcctgtctt cccagacca ccatgcctgg agaggtcagg atggaactac ctcatcggc	1800

ES 2 534 734 B1

aaattagccc	caaattgagc	gctgaatcgt	gtcccatgag	atcagggcgc	atctgtaaag	1860
tctcctctgg	aatgccaat	ccatccttcc	cccagctgct	tcctcgggga	ggcccctgcc	1920
cccaccctgc	cagcccttcc	cagtctcatt	agaggaagct	ttccaaagtt	ctcagttatc	1980
aagacctcat	ccagctcgtc	caaaggcttc	agggatggaa	acaaccagc	tcgtctcaga	2040
ggccagcaag	ctggggcctg	tccgccacgg	tgccctgtgc	acctttgggc	tgccctggcc	2100
cccactctcc	cggggcgcgc	accacaggct	cttaatgggg	cggggtcagt	cctacatgtg	2160
agatgggtta	gggcaagtct	ttgccatccc	ccagatggct	ctgtcttctt	gtgtatggca	2220
gggctgggac	tgctgtccct	tgtacagttt	tctgtcactg	gtgggcactg	gacaggcata	2280
gcagactctc	ttgtggccac	actaggttgt	cgcctttcag	gcagtgtccc	gccacctttg	2340
cttcccgtc	cttctggaca	ttccagagcc	ctgcaccaa	cccttacttg	gtgtctgcac	2400
ctcctttccc	tctctccatc	ttccaatccc	tggaaaagtc	tggctctgagt	gtgacttggg	2460
aagctttcag	tgctgctggt	tggcccagct	cattactttc	tccctttctc	taccacagca	2520
aacacattct	ccaccatgtc	agtctaaaga	gtctaaagg	gccgggagaa	gcatgagcga	2580
ggggcagatt	ctagtcggga	gcccattgcc	tggaaatcca	tctttcttca	tctttcccat	2640
tgaccacttt	gggtttgacc	tgcacatctg	cagtgagggc	agaattcaac	aagcacaact	2700
cactggtctt	tcagtcaacg	tgctagaaac	cgatgactta	ttaatctcta	atTTTTTggc	2760
gcctctttca	ttgaatgaga	attgctttcg	tatagttcac	attagaaaa	tgctaatat	2820
actaaagtaa	accaaagctt	gtcacttttc	tcttgcttct	gaaacattgc	aaccaaaaag	2880
gtcagcacia	aggccttcac	ctacgtgaag	acctcctggt	aggatctgtc	catgggatgg	2940
agaaccactc	tgtccagatc	tggggttggg	tcatgacacc	agctaccaat	tttagaatat	3000
tatttcttgg	tttctttatg	aaaaatgggt	gctagtggta	attgctttgt	ggcttagtaa	3060
actactctgt	ggatgatttc	caaacattca	aagccaatag	ccttgttatt	aacaagatat	3120
tttgagtaca	atatggctca	ttgacttttc	cattacatct	gaggattcca	gagtcctctg	3180
ttcatccctg	ggatagagtg	agccctcttg	cgtcttccag	ggtagctcag	gttggcccag	3240
tttgggccag	tccatttttg	gaggtcactc	tttccccct	catccccctc	cctccttctc	3300
tttaccctc	tcacgtactt	cctttcttcc	ttccctctgt	tattcattca	tcaagcaggt	3360
taaagccatt	gtgctaagat	ctaactctgag	gacactataa	tggccctgtc	gtcagggag	3420
cccgtgatcg	ctcgttttca	ggggtcttac	cggtcagcaa	ccttggcatt	gatacatagg	3480
cactctacag	aatttaagtt	ttcagaggta	agtctgttgt	tctgattaat	ctgcattcat	3540

ES 2 534 734 B1

tcagcgaatg ctcaagacaa gccaggcattg ctgagaagcg gcgctctagt tgtatgtaag 3600
atgggcattc ctctgctctc ctctattctc catgtcgact gagaagagta taataagaac 3660
attgtaccct ctccacactt aaccctctgg gattctttat tataatataa accaccgtcg 3720
tgaggcattt acctgttgga tggaaggtag acagcaacaa gattttaatc acctggtcac 3780
cagaccctca cggcccatat ccaattcgaa tttcagaaat ttctctgttt gctttaaata 3840
actctttaca aataagggtc gggcacgggtg gctcacgcct gtaatcccag ctctttggga 3900
ggccgaggtg ggcagatcac gaggtcagga gatcgagacc atcctgggcta acatggtgaa 3960
accccgtctc tgctaaaaat acaaaaaatt agccagatgt ggtgggtgcac acctgtagtc 4020
ccaactattc ggcaggctga ggcagtagaa tcgcttgaac ctgggaggcg gagattgcag 4080
tgaaccaaga tcggggccact gcactccagc ttgggtgaca gagcaagact ccatctcaaa 4140
aaaattataa ataactcttt gcaaatagga aagtgaagct caagggtaac cagtgaggct 4200
atgaaattgc cagtgaatta agaccagggc tagagtcaac agtccagaac ccctatccgt 4260
atgaacaggg gcccgtttct ggttgaaatc aaggttagga tgcaactgag aaaataaaag 4320
actgcacttt ggagaggcaa gcacgctatc cgggttggtt ttttgtttta tgtcttgggtg 4380
cttaggtgag gacttagctg ggtttattca aagtgggcgg gtctgggcta ttcttgagaa 4440
tgtcccttc atttctgaga acaagtcagc cccttctacc tgcctccacc caggagactg 4500
atgcacaaga tctgtttggtg aaagcctgat ttaaaaagaa aaaaaaatt ccttaagcca 4560
aatgggtgtc caagttgggtt gctgtgacaa cctccaggaa gagccacttg ttaccctcta 4620
ttctttctag tgctttcagt cagtggcaac acataggccc cttggaccgt ggggatggcg 4680
gccctgagat tctgtcagtg ggaccacct gggcctcctt tctacctcca ctcagcacc 4740
tgttggccaa ggagaatttc tgcggtggga ggcagtgctc tgctagtcag gattgataaa 4800
cagctgggca caccgaaaca gtgtaccaac gaattcacca accaggggtt tctttcccta 4860
ccctttgtga aaaccaatca attactagat gagtggatgg atgcagaaaa atctgggctg 4920
agccaaagtc ctttttgga atacaagcca taacattcga aggacatcag cgacctggc 4980
ttgtttaggt gattttactt ccagctgcag gtagtcttga caaggagtgt ttaaacagaa 5040
ggctcaagat gcattccttg ttaggtcgg agagagcact tctaattgta agtggggtac 5100
agatcagctg cccccccacg tagcctggac atcgtcttat ccccataatc cttgccatcc 5160
ctacaaggcc catcgccacc accttttccc aggtttattg aggtatgatt gacatccagt 5220
aaaattcacc ctttggaat atacagctct gtgaattttg acaaatttag tgtcttgtga 5280

ES 2 534 734 B1

ccatcaccaa gatcaacctg tttttaaccc tccaaaaaat tcccttctcc tgcctcttt	5340
ccttggaac cctgattgat tatctgatcc tataattttg ccttttctag aatgtcatat	5400
aatggagtc aactgatgt cgccttttga gtctggcatc tttccctcag cttaatgctt	5460
ttgagtcatt catgatgtgt gcgtgtgggt tgttccttct ccttgccggg aagtatttca	5520
ttgcatgggc gtactactct gcttctttat ttttacctg agcctttcgc cctggaagtt	5580
cttggccag ggtcttcaac ttgtttgcac gaccacttcc agcttgctgc ttccttcagt	5640
tccccaggct cctcctccaa atgccagctg tgcccacaag ctgttcttag ggctcacact	5700
cgccttttgg cgcgtgggtg gtttttggta gtgcagaaag aatccaggga tgggagggga	5760
agggacggat gggtgctcaa ttgctgctca cgtctgctgc aacctgaagc ttgcatctca	5820
gccagcagat ctgctccctt ctgggaccca ggcttcagtg tcacacggtc cttggctatg	5880
tattgggctg tggaggcttt gaaaggcgag cagaagcagc atggacaaga aggctggggc	5940
tggccctggg gctcatcatg atgctttcct ggatctgttg cttcatctgc aagctgaggg	6000
tgtttgttct agatgagtggt ctcaggccac cggcaactgc atgtacctcc tccctttctc	6060
atttccaatg atgtaccctg tacacgtggt catgctgtgt ctggctctca tctgcacaat	6120
cgtgcataga attgcctcaa gtctggtga gagagatgcc gtggtaactt tccatttaga	6180
ttcaaatgga gctaaaatta agagttttat gagctgttaa gaatgaggta gtttctccta	6240
ggacccccca aagacagtgc aagtaatgac cgtttggatc tcattcgctg atctttgata	6300
gtatgttctg gagtctactc cccaggagcc aggacaggcg tgaagatgga gtccttgtcg	6360
cagctggagc cttgcctagc tggtgatcac acagcctggc ctgtacctgc acccactgg	6420
atggtggtac atggtggcag ggacaggacc acaccagtt aaggccagac caggctgagt	6480
gtgaccctg aggtaaacac tccactaagc tgtgtcttgt tcatgcccc tgctcagtga	6540
aaggtgagtc ccgagaccag ttgggtacct ctctatgcga accagagaca tttctggatc	6600
caggccaggt gaagattagg gccaggaagc ctgagcccc ggggcctcaa ggtagggagc	6660
cgaagaggct gccaggactc tgctgggttg aaatttgccg gggaggactc ttgtctcccc	6720
ctcaggagta tttttgttga ggctttcctg gaggtgaaga agcaattccc attgcagcag	6780
gtagagcga gaatcagaca gagggcaaaa accaattcgc ttctccccac gttctaaatg	6840
ctggggcatg gctgtcagga gggcttctg ggaggtgtct ctgggggtg ggtgaggtg	6900
gggcgatggc ctttgagat tgcgtgtggt gttcaggact gttccttggg gtttgaggga	6960
aactttagtg ggattgcagt ggaatgtaag gtcagggcac gtgggtgctc tctcggggtg	7020

ES 2 534 734 B1

gggtgactgg gagacctaga gggaaagcct gctatgcagg gggagagcac aggactggcc	7080
ctgctctgcg gcctcctttg tcccataacc tgaagttaag tcacatcccc tgtcgggacc	7140
tccgtgcact catctgtcaa gtgggggagc ttcccttcca gcatcacctg cagcagacgg	7200
gctctcggga gtcgtgggtt ccaggcagct gtgtggacc agggacagac attcaaagg	7260
acgccagcca tccttagtga caggggcccc aacttagcat cccttccctt ccgtaggaa	7320
ggagatgacc ggaagcaacc cttcacaga cacgagcaca tcggcaaacc ctatgaaagt	7380
ggaatthtct aacaaaataa acttgcttgt ttgatctggt ttctgtaact tttgctaaat	7440
actttataca tttttcatgt taaagagccg tgtctccgc cagcactcct caccgccgta	7500
tgaatgtgtt tcctccacat tgtatctct tccaccctct ggctgcctag atcagtaaat	7560
aaaattgatg taatataatt tataagtaac actggtgaaa ccctgatccc agtggaggct	7620
gtaaccacc tgccccgca ccaccctt gaccctgtt accgcatttg tgtgtattaa	7680
tgctgaagaa ttaaatgttt aaagagttta aatthtgaag gcgthtgcta tatacagttg	7740
tcctgcatta ttataaagag ttttcaggaa gtt	7773

<210> 20
 <211> 2246
 <212> DNA
 <213> Homo sapiens

<400> 20 aaagtccggg ggagccggtc ccgggcagcc gctcagcccc ctgcccctcg ccgcccggc	60
cctgcctggg ccgggcccag gatgcccgc agcgcctcg cgccaggct tgtcccctc	120
cggcacgcct gctaacttcc cccgctacgt cccggttcgc ccgcccggcc gcccgtctc	180
cccgcgccct ccgggtcggg tcctccagga gcgccaggcg ctgcccgcgt gtgccctccg	240
ccgctcgcgc gcgcgcccgc gctccccgc tgcgccagc gcccgcgccc cgcgccagc	300
cctcgggagg tcatgctgcc cctctgctc gtggcccgc tgctgctggc cgcggggccc	360
gggccgagcc tgggagacga agccatccac tgcccgcct gctccgagga gaagctggcg	420
cgctgccgc ccccgtggg ctgagaggag ctggtgagc agccgggctg cggctgttgc	480
gccacttgcg ccctgggctt ggggatgcc tgcggggtgt acacccccg ttgaggctcg	540
ggcctgcgct gctaccgcc ccgaggggtg gagaagcccc tgcacacact gatgcacggg	600
caaggcgtgt gcatggagct ggcggagatc gaggccatcc aggaaagcct gcagccctc	660
gacaaggagc agggtagcca cccaacaac agcttcagcc cctgtagcgc ccatgaccgc	720

ES 2 534 734 B1

```

aggtgcctgc agaagcactt cgccaaaatt cgagaccgga gcaccagtgg gggcaagatg      780
aaggtcaatg gggcgccccg ggaggatgcc cggcctgtgc cccagggctc ctgccagagc      840
gagctgcacc gggcgctgga gcggctggcc gcttcacaga gccgcaccca cgaggacctc      900
tacatcatcc ccatcccca ctgctgaccgc aacggcaact tccaccccaa gcagtgtcac      960
ccagctctgg atgggcagcg tggcaagtgc tgggtgtgtgg accggaagac ggggggtgaag    1020
cttccggggg gcctggagcc aaagggggag ctggactgcc accagctggc tgacagcttt    1080
cgagagtgag gcctgccagc aggccagga ctcagcgtcc cctgctactc ctgtgctctg    1140
gaggctgcag agctgaccca gagtggagtc tgagtctgag tcctgtctct gctgctggcc    1200
cagaagtttc cctcaaatgc gcgtgtgcac gtgtgcgtgt gcgtgcgtgt gtgtgtgttt    1260
gtgagcatgg gtgtgccctt ggggtaagcc agagcctggg gtgttctctt tgggtttaca    1320
cagcccaaga ggactgagac tggcacttag cccaagaggt ctgagccctg gtgtgtttcc    1380
agatcgatcc tggattcact cactcactca ttccttact catccagcca ctaaaaaaca    1440
tttactgacc atgtactacg tgccagctct agttttcagc cttgggaggt tttattctga    1500
cttcctctga ttttggcatg tggagacact cctataagga gagttcaagc ctgtgggagt    1560
agaaaaatct cattcccaga gtcagaggag aagagacatg taccttgacc atcgtccttc    1620
ctctcaagct agccagaggg tgggagccta aggaagcgtg gggtagcaga tggagtaatg    1680
gtcacgaggt ccagaccac tcccaaagct cagacttgcc aggcctccct tctcttcttc    1740
cccaggtcct tcctttaggt ctggttggtg caccatctgc ttggttggtt ggcagctgag    1800
agccctgctg tgggagagcg aaggggggtca aaggaagact tgaagcacag agggctaggg    1860
aggtggggta catttctctg agcagtcagg gtgggaagaa agaatgcaag agtggactga    1920
atgtgcctaa tggagaagac ccacgtgcta ggggatgagg ggcttctctg gtcctgttcc    1980
ctaccccatt tgtggtcaca gccatgaagt caccgggatg aacctatcct tccagtggct    2040
cgctccctgt agctctgcct ccctctccat atctccttcc cctacacctc cctccccaca    2100
cctccctact ccctgggca tcttctggct tgactggatg gaaggagact taggaacctc    2160
ccagttggcc atgatgtctt ttcttctttt tctttttttt aacaaaacag aacaaaacca    2220
aaaaatgtcc agatgaaaaa aaaaaa                                2246

```

```

<210> 21
<211> 13029
<212> DNA
<213> Homo sapiens

```


ES 2 534 734 B1

<400> 21

ggagccgcgg ggcttccatc cttcctttga ctgattttta aattttaatt tgtattttcc	60
ccgccgcccc gccctttttc ctccgacccc gccctatcgc tccccggctt ccctgctctt	120
tcctttttcc cggttccctt cctcgcgttt ctttcccctg cgccctcggc ttgcctctct	180
ccctcctccc tcgctctctc ccccttctct ccccttcttc ctcggtttct tccgtcctct	240
ctctccccct cctcctcccc cgcctcctcc tcctgcgctc ccgccccctg cccctcccc	300
ccgtgctgc agacgcgcgg atcgtccatg cgctcctcgc gggcagaatg ctgggcagca	360
gcgtcaagag cgtgcagccc gaggtggagc tgagcagcgg cggcggcgac gagggcgcgg	420
acgaaccgcg gggcgccggc aggaaggcgg cagcggcgga cggcagaggc atgctgccca	480
agcgcgccaa ggcgcccggc ggcgggcgcg gcatggccaa ggccagcgcg gctgagctga	540
aggtcttcaa gtccggcagc gtggacagcc gtgtccccgg cgggcccggc gcctccaacc	600
tgcgcaagca gaagtcactc accaacctct cttttctcac ggactccgag aaaaagctgc	660
agctttatga gcccgaaatgg agcgacgata tggccaaggc gcccaaaggc ttaggcaagg	720
tggggtccaa gggccgtgaa gctccgctga tgtccaagac gctgtccaag tcggagcact	780
cgctcttcca ggccaagggc agcccggcgg gcggcgccaa gacccccctg gctccgctcg	840
cgcccaacct gggaaagccg agccggatcc ctcgaggacc ctatgcccag gtcaagccgc	900
tcagcaaggc gcctgaagcg gccgtgagcg aagatggcaa atcggacgac gagctgctct	960
ccagcaaggc caaggcgcaa aagagctctg ggcctgtccc ctctgccaaag ggccaggagg	1020
agcgcgcctt cctcaagggtg gacccccgagc tgggtggtgac cgtgctggga gacctggagc	1080
agctgctctt cagccagatg ctggaccagc agtcccagag aaagaggaca gtgcagaatg	1140
tcctggatct ccggcagAAC ctggaagaga ccatgtccag cctgcgaggg tcccaggtga	1200
ctcacagctc cctggagatg acctgctacg acagcgatga tgccaacca cgcagcgtgt	1260
ccagcctctc caaccgctcg tcccctctgt catggcgcta tggccagtcc agtccgcggc	1320
tgcaggctgg tgacgcgccc tctgtgggtg ggagctgccg ctcggagggg acgcccgcct	1380
ggtacatgca cggcgaacgg gccactact cccacacat gcccatgcgc agcccagca	1440
agctcagcca tatctcccgc ctggagctgg tcgaatccct ggactcggat gaggtggacc	1500
tcaagtccgg ctacatgagc gacagtgacc tcatgggcaa gaccatgacg gaggatgatg	1560
acatcactac cggctgggat gaaagcagct ccatcagtag tggactcagc gatgcctcag	1620
acaatctcag ttcagaagaa ttcaatgcc a gctcctcact caactccctc ccaagtactc	1680
ccactgcttc tcgcaggaac tcaacaatag tgctacgcac agactcagag aagcgcctcac	1740

ES 2 534 734 B1

tggcagaaag	tgggctgagc	tggtttagtg	aatcagagga	gaaagcccct	aaaaactgg	1800
agtacgacag	tggtagcctg	aagatggaac	ctgggacttc	taagtggcgg	agggagcggc	1860
ctgagagctg	tgatgattca	tccaaggggtg	gagaactgaa	aaagcccatac	agcctggggcc	1920
accctggttc	cctgaagaag	ggcaagaccc	cacctgtggc	tgtaacttcc	cccatcactc	1980
acacagccca	gagtgcctc	aaagtcgcag	gcaaacctga	gggcaaagct	acagacaagg	2040
gtaagcttgc	agtgaagaat	actgggctcc	aacgctcctc	ctctgatgct	ggtcgggacc	2100
gcctgagtga	tgctaagaag	ccccctcgg	gcattgctcg	cccctccact	tcgggatcct	2160
ttggctacaa	gaagcctcct	cctgccacag	gcacagccac	tgtcatgcaa	actggtggtt	2220
cagccactct	cagcaagatc	cagaagtcct	caggcatccc	tgtcaagcca	gtaaattgggc	2280
gcaagactag	cttagatggt	tccaacagtg	cagagccagg	attcctggct	cctggagccc	2340
gttctaacat	ccagtaccgc	agcctgcccc	ggccagccaa	gtcaagttct	atgagcgtga	2400
ccggcgggcg	gggtggacct	cgccctgtga	gcagcagcat	tgaccccagt	ctcctcagca	2460
ccaagcaggg	aggccttacg	ccttccagac	tgaaggagcc	taccaaggta	gccagtgggc	2520
ggaccactcc	agcccctgtc	aatcagacag	atcgggaaaa	ggagaaggcc	aaagccaagg	2580
cagtggcctt	ggactcagac	aacatctcct	tgaagagtat	tggctcccca	gaaagtactc	2640
ccaagaacca	agcaagccac	cccacagcca	ccaagctggc	agagctgcca	ccaaccctc	2700
tcagggccac	agcgaagagc	tttgtcaaac	caccctcact	agccaatctt	gacaagggtca	2760
actccaacag	tctggatcta	ccatcatcca	gtgataccac	ccatgcttca	aaggtcccag	2820
atctgcatgc	tacaagctca	gcactctggg	gccctctccc	ttcctgcttc	accccagtc	2880
cggcacccat	cctcaatatt	aactcagcca	gcttctccca	gggcctggag	ctaatgagtg	2940
gtttcagtgt	gccaaaagag	accgcgatgt	accccaaact	ctcaggcctg	cacaggagca	3000
tggagtccct	ccagatgcca	atgagcctcc	ccagtgcctt	cccagcagt	actcccgtcc	3060
ccaccccacc	tgctccccct	gctgctccca	cagaagaaga	gacggaagag	ctgacttgga	3120
gtggaagccc	cagagctggg	caactggaca	gtaatcagcg	ggatcggaac	actcttccca	3180
agaaagggct	caggtaccag	cttcagtccc	aggaggagac	caaggagag	cgacattccc	3240
ataccattgg	tgggctgcct	gaatccgatg	accagtcaga	gctgccttct	cccctgcac	3300
ttcccatgtc	tctgagtgca	aagggccaac	ttaccaacat	agtgagtccc	actgcgcca	3360
ccacgccaag	aatcacccgc	tccaacagca	tccccacca	cgaggcggcc	ttcgagctgt	3420
acagcggctc	ccaaatgggg	agcacccctgt	ccctggccga	gagacccaag	ggaatgattc	3480

ES 2 534 734 B1

ggtcaggatc cttccgagac cccacggacg atgttcacgg ctcaagtgcctg tccctggcct	3540
ccagtgcctc ctccacctac tcctcagctg aggagaggat gcaatctgag caaatccgga	3600
agcttcgtag ggaactggaa tcatcccagg aaaaagtggc caccttgacg tctcagcttt	3660
ctgccaatgc taatctggtg gctgcttttg agcagagcct ggtgaatatg acatcccgcc	3720
tgcgacacct ggcagagacg gccgaggaga aggacactga gctgctggat ttgcgagaaa	3780
ccatagactt tctgaagaaa aagaactctg aggcccaggc agtcattcag ggagccctta	3840
atgcctcaga aaccacaccc aaagaacttc ggatcaagag acaaaaactcc tcagatagca	3900
tctcaagcct caacagcatc actagccatt ccagcatcgg cagcagcaag gatgctgatg	3960
cgaaaaagaa gaaaaaaaaag agttgggtct atgagcttcg aagttccttc acaaagcgt	4020
tcagtataaa aaagggggccc aagtcagctt cctcatactc ggatatagag gagattgcta	4080
cacccgactc ttcagccccc tcatccccca aactacagca tggttctaca gagactgctt	4140
caccctccat caagtctctc acctcgtcct ccgtgggcac tgatgtcacc gagggccctg	4200
ctcaccacgc cccccacact aggctgttcc atgcaaatga ggaggaggag ccagagaaga	4260
aggaggtatc ggagctgctc tctgagctat gggagaagga aatgaagctt acagacatcc	4320
gcttgagggc cctcaactct gccaccaac tggatcagct tcgggagacc atgcacaaca	4380
tgcagttgga ggtggacctg ctgaaagcag agaatgaccg actgaaggta gccccaggcc	4440
cctcatcagg ctccactcca gggcaggtcc ctggatcatc tgcattatct tccccacgcc	4500
gctccctagg cctggcactc acccattcct tcggccccag tcttgcagac acagacctgt	4560
cacccatgga tggcatcagt acttgtggtc caaaggagga agtgaccctc cgggtggtgg	4620
tgaggatgcc cccgcagcac atcatcaaag gggacttgaa gcagcaggaa ttcttcctgg	4680
gctgtagcaa ggtcagtgga aaagttgact ggaagatgct ggatgaagct gttttccaag	4740
tgttcaagga ctatatttct aaaatggacc cagcctctac cctgggacta agcactgagt	4800
ccatccatgg ctacagcatc agccacgtga aacgagtgtt ggatgcagag cccccgaga	4860
tgctccttg ccgtcgaggt gtcaataaca tatcagtctc cctcaaaggt ctgaaggaga	4920
aatgcgtcga cagcctggtg ttcgagacgc tgatcccaa gccgatgatg cagcactaca	4980
taagcctcct gctgaagcac cggcgctcg tcctctcggg cccagcggc acgggcaaga	5040
cctacctgac caatcgcttg gccgagtacc tgggtggagcg ctctggccgt gaggtcacag	5100
agggcatcgt cagcaccttc aacatgcacc agcagtcttg caaggatctg caactgtatc	5160
tttccaacct agccaaccag atagaccggg aaacaggaat tggggatgtg ccctggtga	5220

ES 2 534 734 B1

ttctattgga tgacctgagt gaagcaggct ccatcagtga gttgggtcaat ggggcctca	5280
cctgcaagta tcataaatgt ccctatatta taggtaccac caatcagcct gtaaaaatga	5340
cacccaacca tggcttgac ttgagcttca ggatgttgac cttctccaac aacgtggagc	5400
cagccaatgg cttcctgggt cgttacctga ggaggaagct ggtagagtca gacagcgaca	5460
tcaatgccaa caaggaagag ctgcttcggg tgctcgactg ggtaccaag ctgtggtatc	5520
atctccacac cttccttgag aagcacagca cctcagactt cctcatcggc ccttgcttct	5580
ttctgtcgtg tcccattggc attgaggact tccggacctg gttcattgac ctgtggaaca	5640
actctatcat tccctatcta caggaaggag ccaaggatgg gataaaggtc catggacaga	5700
aagctgcttg ggaggacca gtggaatggg tccgggacac acttccctgg ccatcagccc	5760
aacaagacca atcaaagctg taccacctgc cccacccac cgtgggccct cacagcattg	5820
cctcacctcc cgaggatagg acagtcaaag acagcacccc aagttctctg gactcagatc	5880
ctctgatggc catgctgctg aaacttcaag aagctgccaa ctacattgag tctccagatc	5940
gagaaacct cctggacccc aaccttcagg caacacttta agggttcggc aatcactgtc	6000
acccccggac agcagaacgc tggcatcage tatcttagct cctcctctcc cctctcctct	6060
ttcagagcac tggctctcca gcccaggag gagaacagga gggaggagga gatgaaagag	6120
gagggacagg ttcttgggtg tgtaccttg agaacttctt aggaaggaat ggtgggggtg	6180
cgtttgggaa cttgtgcccc ctaaacacat ttactggcct cctctaataga ctttggggaa	6240
aagatgattc tgggtctttc cttgacttc ttgtttcaat taaaactcc tgggctttct	6300
ggggaggggt tcagaaaaca tcaaaactt gcagcagttc ctaaatagatt ctcaagca	6360
accctgagag agacagtctt gtgagggaga tctgggggag gcaggaagct cctcagattt	6420
tctcacagac ctttcccaat tccatcacca ctgccaacaa ctctcccc agagatctgg	6480
ctggagccca gaaaaagaag catgtggttt aaaaaatgtt taaatcaatc tgtaaaaggt	6540
aaaaatgaaa acaaaaaaca agcaaaaaa caaaaaacaa tggaaaagat gaagctggag	6600
agagaggaac cagttgccaa ggtagagagc tgcccgctcc tgccctctgg atgacatagg	6660
ggacatcaac aagacggctg ccaacctgag aagtcaccaa accacaaaaa taaccttaca	6720
gccttcaggg aaagactacc agctctgtct ttctaccctc taatttaaca atgcataaga	6780
gtcaataaac cctacttttt tatttttggg ttttattttg ttttcatttt tttctcccat	6840
ttgcctattt atttttttgt ttcccttttt tttttctttt tccgtttttc catttcctca	6900
catgtccacg agatgcttgg gttgcttttc caggggctag tttggctttt ccaagtgggt	6960

ES 2 534 734 B1

tttctttgga gaatctgatg ccatgcaatt ggcacatgacac ctgccatgcc actatctttg	7020
gcatccatgg ggcttatatg agacatgaag cattggctca gaagtagagg gagaagagga	7080
accagttcc cttgacttcc cttttgagag cacacgttct gctgggtagc tcaattgccca	7140
gcctctgtca tgagaaggta tagcccatc ttgatagaag agttactccg agctttatca	7200
tggaccagag gaaaaccaga aaactgaaaa cattcctctg tcttgtggcc agtttggcct	7260
ttcactgcac tattctgatg gtgcctgact gaatccaaat atcctagctg gctcttacta	7320
tttttcacaa atgagtatcc acatataaga gatgaacatc catgtgagat catcccaatc	7380
agaatataag actcaaggag tttgacttgg tggccaatac ctgccttcca aagagatcct	7440
acctttgcag atttgctcct ttcccattgc cttgaaggtc tggcaatccc tgttctttca	7500
tttgacaagt acttactgag tactcactat atacaaatca ttaggttaaa acagacacac	7560
acacacacac acacacacac acacacacac acacacacac aagacctggg cccttaagtt	7620
tacagtccag caggaaatgt taacctccat tcagctacgc ccccttgtta tctagacctt	7680
cgggatcatc taagaaatgt agctgaaacc caaggagcca gctagaaaga agcttttgat	7740
tagatgtaca atacattggg ggcagaagat ctgggatcaa ttaagatgga gcctgaagga	7800
ctatggaatc ttgcttgtca ggaatgggca agtctacttc ctgccatttc tgaaagcccc	7860
gcgggaccag cttctaggct gagctgccta gtaggctgaa gcttcaggac tctgcaggtc	7920
aaggatatgt gatgagcacc ggcttaagtg tttgctcttc agattcctaa gtagcacaag	7980
actttatcag aatctatagg cataccaacc tggatcactc ttccacccaa ccgaggagta	8040
gatgcatctg aatcttcata tcggtatatt aagtccaaaa gatgggtccgg gctgcccctc	8100
acaaaagctt ctgcatccac gtggttaagct cccatggatg acagggttct gtatgatgga	8160
gactattatt gctattgctg ctaattccat gagctgtgaa gatccctaac caactcagct	8220
gtaacatatg caattctgtg gtgggaagag gctgtgtgtc caaggatggt gctgaaatca	8280
ctgccttaag gtctctgctg tgcagaatga ggaggcccc gagctggctg ttctaactta	8340
gaaggaagag aagactggat gggcctgctt gggatctagg cctcttctaa accctatcct	8400
aagctccagt tccatggcaa ggctcagact tttaatgcca tcttaatctg atggttgagc	8460
gcttactct attttctggg gctgcccagc cagtgccttc tgccatggat gttactggct	8520
acttgagaaa aaggagaggg gagaaccct tctttcattc caactgcctc cgaccccaaa	8580
gggattcttg gctctctggg aaccatggat accacatga attttatttg gatcctcagc	8640
aggttgattc tggaggcctc atgctatgac tttttatttc tcttctggg atccaccacc	8700

ES 2 534 734 B1

ctctactctc agctgactgc tgcatttagg ccaggctctc aattgctttc ctccagaaag	8760
tgtgttcccc tctagtgagg tagtattgaa gcctcggctt tccctctgga gcctgggacc	8820
ctgtttacag ttgcacatct gggcccctca ctgtggggat tgatcattct catgaaggaa	8880
tcacagttat atggcaactg cagaaggctg agcctcctca tgggtgctata accccttggg	8940
acactcatcc agacttctct gaagcagaaa acctgagctc cccactcact gccctagaat	9000
ttatggcaag gagcaaatct acagcattct ctcccaccta cgtcctgctt ctggttgag	9060
actactggga tccttcagaa aagaacact ggggtcccata gctaaattct caaccgccag	9120
gcaccttcag aagaatccag cctaatactg gaatttgtgc tattatcttc ctctccagcc	9180
ccccaaactcc atccctcacc acagttgtct aggaaatgac atgaattcaa tatctaagt	9240
caaccaatgg ggagagccac aactccagga gaggttctct agctgagtcc ctttaatttct	9300
ggatgaagaa gaccaacaag ttttgtccaa tgtatttgtt tctcagacct tgcctaggca	9360
ctaaaaataa aatactaggt cattggaggc taatgtggga cctgatgtct gcgtgtgtgt	9420
gtgtgtgtgt gtgtgtgtgt gtctccctct ctcacacaca caagagcagt ttgctgttgc	9480
tgtttcctac cttctgaggc ttcaaagtat tttttaaaat ctatgctttg tggcagctct	9540
acggtgctta tctctgtctt tgtgtcaatc ctttaagtacc catgtctttt tcatgtctaa	9600
ccattgggaa ggtagaggct ggcagggag acaaatctgc tacaagtcca tgggaagacc	9660
ctacaatgaa atgttcattg gttggtatac tgttttagtc ttgaattgcc aactttccaa	9720
ctgatctatc catattcctt aagtactaaa gacaaaatag agggcttctt tttctctctt	9780
aatgtcttgc cttctggttt tcctggtttg caagactaag tgtacctaat ctcaccatct	9840
cttcacttct agctctctga aacaagggtc aactactca gagggataac cccttacagt	9900
ggtctgagga gtaactatth cctaaagtat tctaaaagag taggaagaga gaaatggtag	9960
cctgctgctt ctcacagaca cctcacatcc tcaactggga tggcatccac atagaaacc	10020
tgcatttagg taaaatttgc ctgactgaag gggactcagt cctccaaatc aaggtaaga	10080
agatatctgc atgagacctt aagaactctt tattgccatt atttgagag ggcgggggaa	10140
ttgtcctaat cacacattta acacagggaa taagtgtga agtgaccag atcaccaagc	10200
gcagttcctc atcatacttt atttttgctt tccttattcc ttggcactga ctaagctaaa	10260
gttaagaagc cgacttcata agccaacccc tgtgatggga tggaaaaatg ggcttttgca	10320
gagggtttat taatagagat ggatatacta ctcacaagtt ctggctcatg gctccactga	10380
gaaggccata gtaataaaat gatcttatga aactgttcc ccaaaggcca aagcctgaag	10440

ES 2 534 734 B1

atattgcccc	ttataatcca	atcagcctta	tattttaata	agtcctgaat	caacctgact	10500
acggatatat	ggggccacca	gggtgcatgg	gtgcatgtct	gctcagccta	gccctggaag	10560
tgagcactgc	cgggcacaga	tcctgggaaa	ggtggtagta	accagaaga	tgtagccttg	10620
aagggaggat	acctatcaaa	atgccaaagc	tgcagggaca	cgaagacggt	tgaaaattca	10680
acctatgtat	actagatcct	tccagtttga	tggtttggtc	attcttcttc	atgattatac	10740
catggagaat	tttctgtgac	aagggtggtc	atggaagtaa	gtgagtgatc	ccttggtttc	10800
tcattcctta	aagcagtggg	tcgcaaagta	tggcacaaga	ccagcagcat	cagcagcctt	10860
tgggaacttg	ttagaaacga	aaattctcaa	tcccatccca	gatctgctga	atcagaaact	10920
ctaatgagag	gacccggcaa	tccacgtttt	aataagcctt	cctggtgatt	ctgatgcaca	10980
ctaaattcaa	ctgttttaaa	gggaaagccc	tttatagtat	tggagttccc	acactgagag	11040
gctttggggc	ccaaaataag	aaggttctag	gttgtcattc	agactttaac	attaatttca	11100
aagtcacctt	tctcatgctt	ccttgtgttt	ctgtttttcc	atztatgatt	ttaacaaaga	11160
aaggtatgtg	tgcttttggg	tggaagttag	gagaatgttt	gtgtctttcc	tagttgaata	11220
caaccttcag	agaaaaacct	tatgccttgg	aaattactac	ctggcacaca	aaggggcttc	11280
aacaaggaaa	agcagttgga	ggtctcttcc	agattgctct	tctgcccgaat	tatttgtatc	11340
tattccgagc	tgattatgta	ataggatgga	aaaagtaaaa	aaaaaaaaaa	aatcttaatt	11400
tgatattcca	tgacaacgtg	ttctcccagc	aacatccctc	tcctttattt	gagttataaa	11460
gggcactgct	gggcctgaga	accaggccag	aacctccttc	tgtatggcag	ctaacagtgt	11520
agggctccag	tatcccagga	aggcccctta	tccacactcc	actcagctca	taggagagtc	11580
ttgcataatg	aagacacaga	cctgggcact	tcagtccttg	tgctcctcct	ctcttttccc	11640
cacagcagga	cctggataca	gaagtactca	gccaaggtga	cagaataaaa	tccttttttt	11700
gttgttttct	gtttgtttgt	ttgttttggg	gaaggagtct	cgctttgtca	cccaggctgg	11760
tgtgcagtgg	cacgatctcg	gctcactgca	acctccgcct	cccaggttca	agcgattctc	11820
ctgtctcagc	ctcctgagta	gctgggatta	cagacgtgcg	ccatcacgcc	cagctaattt	11880
ttgtattttt	agtagatacg	gagttttgcc	ttgttggcca	ggctgtgctg	gagctcctga	11940
cctcaggtga	ttcacctgcc	acagcctccc	aaagtgctgg	gattacaggc	gtgagccaca	12000
gcaccctgcc	aaataagatc	ctttttaaaa	aatatctgaa	aaaagcttca	tatctttaca	12060
aactcataaa	atagctgatt	gggcatgga	ggagatgagg	ctgttttagaa	ctggttttgt	12120
ttcaagtttg	tcaattttcc	ctgtatgaga	acttgggtaa	agcacaaaga	aacatacagt	12180

ES 2 534 734 B1

gctagtaaca ggtctcctgc gccctggaac taagtgtttg gaggaaggac taaaccccgg 12240
 gggaggtgag tataaaataa ttccactaag atcacctcct cagtccccag aaggctgatg 12300
 gtggatcctc tggccatctc ctgtggggtc ttactgctcc tctgccattt ctctatgcct 12360
 gaagacacga agatgatatc aaggcagagc taccatatacg cagccagtct ctaggctact 12420
 gctgtgcagt ggctcccact ttctaagtct tttttgtttt tgctttttct aacaaaacaa 12480
 tcttttttca aatgaattc caaccctgc tagcttcctt ccccgctcc atactgtttt 12540
 aggcagcacc gtttatgtga cagagtccgt gtttctcaaa tgcattgggtg tctcaggtg 12600
 gagagtgggc agaagttttt gcaacacttt ttttttaagt tattgggtgc aaaatcccaa 12660
 accaggatat gtgtatgtct gtgtgtttat gttttttatt tgaccctccc ctctttcaac 12720
 ctaccccctt ttatatctaa tgtagaaaaa gcgaaattga atctggaaag caaactgttg 12780
 tatatagttg cggtaacaat catgaagaga gagccgggct gtcccctcag taattcattt 12840
 taaataacaa attatttaaa aataaaattc atgccagagc cagctgaaga ggccttcctt 12900
 catcaccact gaggccaccc ccaatctggg ccctctgtcc atctggcatg tctcctccca 12960
 gcaagattca tctgttcaat gccatttgcg tttcaataaa gttatctcct gtactgtcca 13020
 ctgaaaaaa 13029

<210> 22
 <211> 11689
 <212> DNA
 <213> Homo sapiens

<400> 22
 agctggagcc gtaagtacaa gccctggtgg tggggagaaa agggagcggg gggcaggcga 60
 gggttagggt tccgaccctc cgctggccc acagctcata ctttttcggg tgtccccggg 120
 tgtcaggcga gagcggctct ggggggcgct gggtgcccac ccggtgaatg gccgctgag 180
 ccggggaaga tgcttcatct gccctgccc agatccgaa gaacggtgaa tttccccgc 240
 agctgggatg aaagcagctc catcagtagt ggactcagcg atgcctcaga caatctcagt 300
 tcagaagaat tcaatgccag ctctcactc aactccctcc caagtactcc cactgcttct 360
 cgcaggaact caacaatagt gctacgcaca gactcagaga agcgctcact ggagaaagt 420
 gggctgagct ggttttagtga atcagaggag aaagccccta aaaaactgga gtacgacagt 480
 ggtagcctga agatggaacc tgggacttct aagtggcggg gggagcggcc tgagagctgt 540
 gatgattcat ccaaggggtg agaactgaaa aagcccatca gcctgggcca ccctggttcc 600

ES 2 534 734 B1

ctgaagaagg gcaagacccc acctgtggct gtaacttccc ccatcactca cacagcccag 660
 agtgcctca aagtcgcagg caaacctgag ggcaaagcta cagacaaggg taagcttgca 720
 gtgaagaata ctgggctcca acgtcctcc tctgatgctg gtcgggaccg cctgagtgat 780
 gctaagaagc cccctcggg cattgctcgc ccctccactt cgggatcctt tggctacaag 840
 aagcctcctc ctgccacagg cacagccact gtcatgcaa ctggtgggtc agccactctc 900
 agcaagatcc agaagtcctc aggcattcct gtcaagccag taaatgggcg caagactagc 960
 ttagatgttt ccaacagtgc agagccagga ttcttggtc ctggagcccg ttctaacatc 1020
 cagtaccgca gcctgccccg gccagccaag tcaagttcta tgagcgtgac cggcgggagg 1080
 ggtggacctc gccctgtgag cagcagcatt gaccccagtc tcctcagcac caagcagga 1140
 ggccttagc cttccagact gaaggagcct accaaggtag ccagtgggcg gaccactcca 1200
 gcccctgtca atcagacaga tcgggaaaag gagaaggcca aagccaaggc agtggccttg 1260
 gactcagaca acatctcctt gaagagtatt ggctccccag aaagtactcc caagaaccaa 1320
 gcaagccacc ccacagccac caagctggca gagctgccac caaccctct cagggccaca 1380
 gcgaagagct ttgtcaaacc acctcacta gccaatcttg acaaggtaa ctccaacagt 1440
 ctggatctac catcatccag tgataccacc catgcttcaa aggtcccaga tctgcatgct 1500
 acaagctcag catctggggg cctctcctt tcctgcttca ccccagtcg ggcacccatc 1560
 ctcaatatta actcagccag cttctcccag ggctggagc taatgagtgg tttcagtgtg 1620
 ccaaaagaga cccgcatgta ccccaaactc tcaggcctgc acaggagcat ggagtccctc 1680
 cagatgcaa tgagcctccc cagtgccttc ccagcagta ctcccgtccc caccacact 1740
 gctccccctg ctgctccac agaagaagag acggaagagc tgacttgag tggaagcccc 1800
 agagctggg aactggacag taatcagcgg gatcggaa cacttccca gaaagggctc 1860
 aggtaccagc ttcagtccca ggaggagacc aaggagaggc gacattccca taccattggt 1920
 gggctgcctg aatccgatga ccagtcagag ctgccttctc ccctgcact tccatgtct 1980
 ctgagtgcaa agggccaact taccaacata gtgagtccca ctgcgccac cacgccaaga 2040
 atcaccgct ccaacagcat cccaccac gaggcggcct tcgagctgta cagcggctcc 2100
 caaatgggga gcaccctgtc cctggccgag agaccaagg gaatgattcg gtcaggatcc 2160
 ttccgagacc ccacggacga tgttcacggc tcagtgtgt ccctggctc cagtgcctcc 2220
 tccacctact cctcagctga ggagaggatg caatctgagc aatccggaa gcttcgtagg 2280
 gaactggaat catcccagga aaaagtggcc accttgacgt ctcagcttct tgccaatgct 2340

ES 2 534 734 B1

aatctggtgg	ctgcttttga	gcagagcctg	gtgaatatga	catcccgcct	gcgacacctg	2400
gcagagacgg	ccgaggagaa	ggacactgag	ctgctggatt	tgcgagaaac	catagacttt	2460
ctgaagaaaa	agaactctga	ggcccaggca	gtcattcagg	gagcccttaa	tgctcagaa	2520
accacacca	aagaacttcg	gatcaagaga	caaaactcct	cagatagcat	ctcaagcctc	2580
aacagcatca	ctagccattc	cagcatcggc	agcagcaagg	atgctgatgc	gaaaaagaag	2640
aaaaaaaaa	gttggcttcg	aagttccttc	aacaaagcgt	tcagtataaa	aaaggggcc	2700
aagtcagctt	cctcatactc	ggatatagag	gagattgcta	cacccgactc	ttcagcccc	2760
tcatccccca	aactacagca	tggttctaca	gagactgctt	caccctccat	caagtcctcc	2820
acctcgtcct	ccgtgggcac	tgatgtcacc	gagggccctg	ctcaccacagc	ccccacact	2880
aggctgttcc	atgcaaatga	ggaggaggag	ccagagaaga	aggaggtatc	ggagctgcbc	2940
tctgagctat	gggagaagga	aatgaagctt	acagacatcc	gcttggaggc	cctcaactct	3000
gcccaccaac	tggatcagct	tcgggagacc	atgcacaaca	tgcagttgga	ggtggacctg	3060
ctgaaagcag	agaatgaccg	actgaaggta	gccccaggcc	cctcatcagg	ctccactcca	3120
gggcaggtcc	ctggatcatc	tgcattatct	tccccacgcc	gctccctagg	cctggcactc	3180
accattcct	tcggccccag	tcttgcagac	acagacctgt	cacccatgga	tggcatcagt	3240
acttgtggtc	caaaggagga	agtgaccctc	cgggtggtgg	tgaggatgcc	cccgcagcac	3300
atcatcaaag	gggacttgaa	gcagcaggaa	ttcttcctgg	gctgtagcaa	ggtcagtgga	3360
aaagttgact	ggaagatgct	ggatgaagct	gttttccaag	tgttcaagga	ctatatttct	3420
aaaatggacc	cagcctctac	cctgggacta	agcactgagt	ccatccatgg	ctacagcatc	3480
agccacgtga	aacgagtgtt	ggatgcagag	ccccccgaga	tgctccttg	ccgtcgaggt	3540
gtcaataaca	tatcagtctc	cctcaaaggt	ctgaaggaga	aatgcgtcga	cagcctggtg	3600
ttcgagacgc	tgatccccaa	gccgatgatg	cagcactaca	taagcctcct	gctgaagcac	3660
cggcgcctcg	tcctctcggg	cccagcggc	acgggcaaga	cctacctgac	caatcgcttg	3720
gccgagtacc	tggtggagcg	ctctggccgt	gaggtcacag	agggcatcgt	cagcaccttc	3780
aacatgcacc	agcagtcttg	caaggatctg	caactgtatc	tttccaacct	agccaaccag	3840
atagaccggg	aaacaggaat	tggggatgtg	cccctggtga	ttctattgga	tgacctgagt	3900
gaagcaggct	ccatcagtga	gttggtaaat	ggggccctca	cctgcaagta	tcataaatgt	3960
ccctatatta	taggtaccac	caatcagcct	gtaaaaatga	cacccaacca	tggcttgcac	4020
ttgagcttca	ggatggtgac	cttctccaac	aacgtggagc	cagccaatgg	cttctggtt	4080

ES 2 534 734 B1

cgttacctga	ggaggaagct	gtagagtca	gacagcgaca	tcaatgcca	caaggaagag	4140
ctgcttcggg	tgctcgactg	ggtacccaag	ctgtggtatc	atctccacac	cttccttgag	4200
aagcacagca	cctcagactt	cctcatcggc	ccttgcttct	ttctgtcgtg	tcccattggc	4260
attgaggact	tccggacctg	gttcattgac	ctgtggaaca	actctatcat	tccctatcta	4320
caggaaggag	ccaaggatgg	gataaaggtc	catggacaga	aagctgcttg	ggaggacca	4380
gtggaatggg	tccgggacac	acttccttgg	ccatcagccc	aacaagacca	atcaaagctg	4440
taccacctgc	ccccaccac	cgtgggccct	cacagcattg	cctcacctcc	cgaggatagg	4500
acagtcaaag	acagcacccc	aagttctctg	gactcagatc	ctctgatggc	catgctgctg	4560
aaacttcaag	aagctgcca	ctacattgag	tctccagatc	gagaaacat	cctggacccc	4620
aaccttcagg	caacacttta	agggttcggc	aatcactgtc	acccccggac	agcagaacgc	4680
tggcatcagc	tatcttagct	cctcctctcc	cctctcctct	ttcagagcac	tggtctcca	4740
gccccaggag	gagaacagga	gggaggagga	gatgaaagag	gagggacagg	ttcttgggtc	4800
tgtacctttg	agaacttcc	aggaaggaat	ggtgggggtg	cgtttgggaa	cttgtgcccc	4860
ctaaacacat	ttactggcct	cctctaata	ctttggggaa	aagatgattc	tgggtctttc	4920
ccttgacttc	ttgtttcaat	tacaaactcc	tgggctttct	ggggaggggt	tcagaaaaca	4980
tcaaaacact	gcagcagttc	ctaaatgatt	ctcacaagca	accctgagag	agacagtctt	5040
gtgagggaga	tctgggggag	gcaggaagct	cctcagattt	tctcacagac	ccttcccaat	5100
tccatcacca	ctgccaacaa	ctcctcccc	agagatctgg	ctggagccca	gaaaaagaag	5160
catgtggttt	aaaaaatggt	taaatcaatc	tgtaaaaggt	aaaaatgaaa	aacaaaaaca	5220
agcaaacaaa	caaaaaacaa	tggaaaagat	gaagctggag	agagaggaac	cagttgcca	5280
gtagagagc	tgcccgtcc	tgccctctgg	atgacatagg	ggacatcaac	aagacggctg	5340
ccaacctgag	aagtcaccaa	accacaaaa	taaccttaca	gccttcaggg	aaagactacc	5400
agctctgtct	ttctaccctc	taatttaaca	atgcataaga	gtcaataaac	cctacttttt	5460
tatttttggg	ttttattttg	ttttcatttt	tttctcccat	ttgcctattt	atttttttgt	5520
ttcccttttt	ttttcttttt	tccgtttttc	catttcctca	catgtccacg	agatgcttgg	5580
gttgcttttc	caggggctag	tttggctttt	ccaagtgggt	tttctttgga	gaatctgatg	5640
ccatgcaatt	ggcatgacac	ctgccatgcc	actatctttg	gcatccatgg	ggcttatatg	5700
agacatgaag	cattggctca	gaagtagagg	gagaagagga	accagttcc	cttgacttcc	5760
cttttgagag	cacacgttct	gctgggtagc	tcaattgcca	gcctctgtca	tgagaaggta	5820

ES 2 534 734 B1

tagccccatc ttgatagaag agttactccg agctttatca tggaccagag gaaaaccaga	5880
aaactgaaaa cattcctctg tcttgtggcc agtttggcct ttcactgcac tattctgatg	5940
gtgcctgact gaatccaaat atcctagctg gctcttacta tttttcacia atgagtattc	6000
acataataaga gatgaacatc catgtgagat catcccaatc agaataataag actcaaggag	6060
tttgacttgg tggccaatac ctgccttcca aagagatcct acctttgcag atttgctcct	6120
ttcccattgc cttgaaggtc tggcaatccc tgttctttca tttgacaagt acttactgag	6180
tactcactat atacaaatca ttaggttaaa acagacacac acacacacac acacacacac	6240
acacacacac acacacacac aagacctggg cccttaagtt tacagtccag caggaaatgt	6300
taacctccat tcagctacgc ccccttgtta tctagacctt cgggatcatc taagaaatgt	6360
agctgaaacc caaggagcca gctagaaaga agcttttggat tagatgtaca atacattggg	6420
ggcagaagat ctgggatcaa ttaagatgga gcctgaagga ctatggaatc ttgcttgtca	6480
ggaatgggca agtctacttc ctgccatttc tgaaagcccc gcgggaccag cttctaggct	6540
gagctgccta gtaggctgaa gcttcaggac tctgcaggtc aaggatatgt gatgagcacc	6600
ggcctaagtg tttgctcttc agattcctaa gtagcacaag actttatcag aatctatagg	6660
cataccaacc tggatcactc ttccacccaa ccgaggagta gatgcatctg aatcttcata	6720
tcggtatatt aagtccaaaa gatggtccgg gctgcccctc acaaaagctt ctgcatccac	6780
gtggtaagct cccatggatg acagggttct gtatgatgga gactattatt gctattgctg	6840
ctaattccat gagctgtgaa gatccctaac caactcagct gtaacatatg caattctgtg	6900
gtgggaagag gctgtgtgtc caaggatggt gctgaaatca ctgccttaag gtctctgctg	6960
tgcagaatga ggaggcccc gagctggctg ttctaactta gaaggaagag aagactggat	7020
gggcctgctt gggatctagg cctcttctaa accctatcct aagctccagt tccatggcaa	7080
ggctcagact tttaatgcca tcttaatctg atggttgagc gcttactct attttctggt	7140
gctgcccagc cagtgccttc tgccatggat gttactggct acttgagaaa aaggagaggg	7200
gagaaccct tctttcattc caactgcctc cgaccccaaa gggattcttg gctctctggt	7260
aacctggat accaccatga attttatttg gatcctcagc aggttgattc tggaggcctc	7320
atgctatgac tttttatttc tcttcctggg atccaccacc ctctactctc agctgactgc	7380
tgcatttagg ccaggtctcc aattgctttc ctccagaaag tgtgttcccg tctagtgagg	7440
tagtattgaa gcctcggctt tccctctgga gcctgggacc ctgtttacag ttgcacatct	7500
gggcccctca ctgtggggat tgatcattct catgaaggaa tcacagttat atggcaactg	7560

ES 2 534 734 B1

cagaaggctg agcctcctca tggtgctata accccttggg acactcatcc agacttctct	7620
gaagcagaaa acctgagctc cccactcact gccctagaat ttatggcaag gagcaaatct	7680
acagcattct ctcccaccta cgtcctgctt cttggttgag actactggga tccttcagaa	7740
aagaaacact ggggtcccata gctaaattct caaccgccag gcaccttcag aagaatccag	7800
cctaatactg gaatttgctc tattatcttc ctctccagcc cccaactcc atccctcacc	7860
acagttgtct aggaaatgac atgaattcaa tatctaattgt caaccaatgg ggagagccac	7920
aactccagga gaggttcctg agctgagctc cttaatctct ggatgaagaa gaccaacaag	7980
ttttgtccaa tgtatttggt tctcagacct tgcctaggca ctaaaaataa aatactaggt	8040
cattggaggc taatgtggga cctgatgtct gcggtgtgtgt gtgtgtgtgt gtgtgtgtgt	8100
gtctccctct ctcacacaca caagagcagt ttgctgttgc tgtttcctac cttctgaggc	8160
ttcaaagtat tttttaaaat ctatgctttg tggcagctct acggtgctta tctctgtctt	8220
tgtgtcaatc cttaagtacc catgtctttt tcatgtctaa ccattgggaa ggtagaggct	8280
ggcagggag acaaatctgc tacaagtcca tgggaagacc ctacaatgaa atgttcattg	8340
gttggtatac tgttttagtc ttgaattgcc aactttccaa ctgatctatc catattcctt	8400
aagtactaaa gacaaaatag agggcttctt tttctctctt aatgtcttgc cttctggttt	8460
tcttggtttg caagactaag tgtacctaat ctccacctct cttcacttct agctctctga	8520
aacaagggtc aactactca gagggataac cccttacagt ggtctgagga gtaactatct	8580
cctaaagtat tctaaaagag taggaagaga gaaatggtag cctgctgctt ctcacagaca	8640
cctcacatcc tcacttggga tggcatccac atagaaacct tgcatttagg taaaatttgc	8700
ctgactgaag gggactcagt cctccaaatc aaggtcaaga agatatctgc atgagacctt	8760
aagaactctt tattgccatt atttgagag ggcgggggaa ttgtcctaata cacacattta	8820
acacagggaa taagtgtga agtgaccag atcaccaagc gcagttctc atcatacttt	8880
atTTTTgctt tccttattcc ttggcactga ctaagctaaa gttaagaagc cgacttcata	8940
agccaacccc tgtgatggga tggaaaaatg ggcttttgca gagggtttat taatagagat	9000
ggatatacta ctcaagtt ctggctcatg gctccactga gaaggccata gtaataaaat	9060
gatcttatga aactgttcc ccaaggcca aagcctgaag atattgcccc ttataatcca	9120
atcagcctta tattttaata agtctgaat caacctgact acggatatat ggggccacca	9180
gggtgcatgg gtgcatgtct gctcagccta gccctggaag tgagcactgc cggccacaga	9240
tcctgggaaa ggtggtagta acccagaaga tgtagccttg aaggaggat acctatcaaa	9300

ES 2 534 734 B1

atgccaaagc tgcagggaca cgaagacggg tgaaaattca acctatgtat actagatcct 9360
tccagtttga tggtttggtc attcttcttc atgattatac catggagaat tttctgtgac 9420
aagggtggtc atggaagtaa gtgagtgatc ccctggtttc tcattcctta aagcagtggg 9480
tcgcaaagta tggcacaaga ccagcagcat cagcagcctt tgggaacttg ttagaaacga 9540
aaattctcaa tcccatccca gatctgctga atcagaaact ctaatgagag gacccggcaa 9600
tccacgtttt aataagccct cctggtgatt ctgatgcaca ctaaattcaa ctgttttaaa 9660
gggaaagccc tttatagtat tggagttccc aactgagag gctttggggc ccaaataag 9720
aaggttctag gttgtcattc agactttaac attaatttca aagtcacctt tctcatgctt 9780
ccttggtgtt ctgtttttcc atttatgatt ttaacaaaga aaggtatgtg tgcttttggg 9840
tggaaagttag gagaatgttt gtgtctttcc tagttgaata caaccttcag agaaaaacct 9900
tatgccttgg aaattactac ctggcacaca aaggggcttc aacaaggaaa agcagttgga 9960
ggctctctcc agattgctct tctgccgaat tatttgtatc tattccgagc tgattatgta 10020
ataggatgga aaaagtaaaa aaaaaaaaaa aaatctaatt tgtatttcca tgacaacgtg 10080
ttctcccagc aacatccctc tcctttattt gagttataaa gggcactgct gggcctgaga 10140
accaggccag aacctccttc tgtatggcag ctaacagtgt agggctccag tatcccagga 10200
aggcccctta tccacactcc actcagctca taggagagtc ttgcataatg aagacacaga 10260
cctgggcact tcagtccttg tgctcctcct ctcttttccc cacagcagga cctggataca 10320
gaagtactca gccaaaggta cagaataaaa tccttttttt gttgttttct gtttgtttgt 10380
ttgttttgga gaaggagtct cgctttgtca cccaggctgg tgtgcagtgg cacgatctcg 10440
gctcactgca acctccgcct cccaggttca agcgattctc ctgtctcagc ctctgagta 10500
gctgggatta cagacgtgcg ccatcacgcc cagctaattt ttgtattttt agtagatacg 10560
gagttttgcc ttgttgcca ggctgtgctg gagctcctga cctcaggtga ttcacctgcc 10620
acagcctccc aaagtgctgg gattacaggc gtgagccaca gcaccctgcc aaataagatc 10680
ctttttaaaa aatatctgaa aaaagcttca tatctttaca aactcataaa atagctgatt 10740
gggcatgga ggagatgagg ctgttttagaa ctggttttgt ttcaagtttg tcaattttcc 10800
ctgtatgaga acttgggtaa agcacaaga aacatacagt gctagtaaca ggtctcctgc 10860
gccctggaac taagtgtttg gaggaaggac taaaccccgg gggaggtgag tataaataa 10920
ttcactaag atcacctcct cagtccccag aaggctgatg gtggatcctc tggccatctc 10980
ctgtggggtc ttactgctcc tctgccattt ctctatgcct gaagacacga agatgatatc 11040

ES 2 534 734 B1

```

aaggcagagc taccatatcg cagccagtct ctaggctact gctgtgcagt ggctcccact 11100
ttcta atgct tttttgtttt tgctttttct aacaaaacaa tcttttttca aatgaattc 11160
caaccctgc tagcttcctt ccccgctcc atactgtttt aggcagcacc gtttatgtga 11220
cagagtccgt gtttctcaaa tgcatgggtg tcctcaggtg gagagtgggc agaagttttt 11280
gcaacacttt ttttttaagt tattgggtgc aaaatcccaa accaggatat gtgtatgtct 11340
gtgtgtttat gttttttatt tgaccctccc ctctttcaac ctaccccctt ttatatctaa 11400
tgtagaaaaa gcgaaattga atctggaaag caaactgttg tatatagttg cgtaacaat 11460
catgaagaga gagccgggct gtcccctcag taattcattt taaataacaa attatttaaa 11520
aataaaattc atgccagagc cagctgaaga ggccttcctt catcaccact gaggccaccc 11580
ccaatctggg ccctctgtcc atctggcatg tctcctccca gcaagattca tctgttcaat 11640
gccatttgcg tttcaataaa gttatctcct gtactgtcca ctgaaaaaa 11689

```

```

<210> 23
<211> 4602
<212> DNA
<213> Homo sapiens

```

```

<400> 23
atgaagattc agaaaaagct gactggctgc agcaggctga tgcttctgtg tctttctctg 60
gagctgctgt tggaagctgg ggctgggaat attcactact cagtgccgga agagacagac 120
aaaggttctt tcgtaggcaa catcgccaag gacctagggc tgcaacccca ggagctggca 180
gatggcggag tccgcatcgt ctccagaggt aggatgccgc ttttcgctct gaatcctaga 240
agtggcagct tgatcaccgc gcgcaggata gaccgggagg agctctgcgc tcagagcatg 300
ccgtgtctcg tgagttttta tacccttggt gaggataaaa tgaagctttt tcctgttgaa 360
gtagaaataa ttgatattaa tgacaacact cccaattcc agttagagga actggagttt 420
aaaatgaatg aaataacgac tccaggtacc agagtctcat tgccttttgg gcaagacctt 480
gatgtgggta tgaactcact ccagagctac caactcagct ctaaccctca tttctcctg 540
gatgtgcaac agggagccga tggcctcaa catccagaga tgggtgctgca gagtccctta 600
gacagagaag aagaagctgt ccaccacctc atcctcacag cttctgatgg gggatgaacca 660
gtccgttcag ggaccctcag aatttacatt caggtggtgg atgcaaatga caatcctcca 720
gcatttactc aggcacaata ccatataaat gtccccgaaa acgtgccgct gggatctcag 780
ctgctcatgg taaatgccac tgaccctgat gagggagcca atggggaagt aacgtactcc 840
tttcacaatg tagaccacag agtggcccaa atatttcggt tagattctta cacaggagaa 900

```

ES 2 534 734 B1

atatcaaata	agaaccact	agatttcgaa	gaatacaaaa	tgtattcaat	ggaagttcaa	960
gcccaggatg	gtgcggggct	catggctaaa	gttaaggtac	tgatcaaagt	tttggatgta	1020
aatgataatg	ccccagaagt	gaccatcacc	tctgtcacca	ctgcagttcc	agaaaacttt	1080
cctcctggga	ccataattgc	tcttatcagt	gtgcatgacc	aggactcagg	agacaatggc	1140
tacaccacat	gtttcattcc	tggaaattta	ccctttaaat	tggaaaagtt	agttgataat	1200
tattaccgtt	tagtgactga	aagaacactg	gacagagaac	ttatctctgg	gtacaacatc	1260
acaataacag	caatagacca	aggaactcca	gctctatcta	ctgaaactca	catttcacta	1320
ctagtgacag	atatcaatga	caactcccca	gtcttccatc	aggactccta	ctctgcctac	1380
attcccgaaa	acaaccccag	aggagcctcc	atcttctctg	tgagggccca	cgacttggac	1440
agcaatgaga	atgcacaaat	cacttactcc	ctaatagagg	acactatcca	gggggcaccc	1500
ctatctgcct	acctctccat	caactccgac	actggggctc	tgtatgcgct	gcgatccttc	1560
gactatgagc	agttccggga	catgcaactg	aaagtgatgg	cgcgggacag	tggggatccg	1620
cccctcagca	gcaacgtgtc	tctcagccta	ttcctgctgg	accagaacga	caacgcgccc	1680
gagatcctgt	accccgcctt	ccccacagat	ggttctaccg	gcggtggagct	ggcgcccctc	1740
tccgcagagc	ccggctacct	ggtgaccaag	gtggtggcgg	tggacagaga	ctcgggccag	1800
aacgcctggc	tgtcctaccg	cctgctcaag	gccagcgagc	cgggactctt	ctcgggtgggt	1860
ctgcacacgg	gcgaggtgcg	cacggcgcga	gccctgctgg	acagagacgc	gctcaagcag	1920
agtctcgtgg	tggccgtcca	ggaccacggc	cagccccgc	tctccgccac	tgtcacgctc	1980
accgtggccg	tggccgacag	gatctccgac	atcctggccg	acctgggcag	cctcgagccc	2040
tccgccaaac	ccaacgattc	ggacctact	ctgtacctgg	tgggtggcggc	ggccgcggtc	2100
tcttgcgtct	tcttggcctt	cgtcactcgtg	ctgctggcgc	acaggctgcg	gcgctggcac	2160
aagtcacgtc	tgctacaggc	ttcgggaggc	ggcttagcga	gcatgcccgg	ttcgactttt	2220
gtgggcgtgg	acggggttcg	ggctttctctg	cagacctatt	cccacgaggt	ctccctcact	2280
gcggactcgc	ggaagagcca	cctgattttc	cccagccca	actatgcgga	cacactcatc	2340
agccaggaga	gctgtgagaa	aaagggtttt	ctatcagcac	cccagtcttt	acttgaagac	2400
aaaaaggaac	cattttctca	gcaagccccg	cccaacacgg	actggcgttt	ctctcaggcc	2460
cagagacccg	gcaccagcgg	ctcccaaat	ggcgatgaca	ccggcacctg	gccaacaac	2520
cagtttgaca	cagagatgct	gcaagccatg	atcttggcgt	ccgccagtga	agctgctgat	2580
gggagctcca	ccctgggagg	gggtgccggc	accatgggat	tgagcgcccg	ctacggaccc	2640

ES 2 534 734 B1

cagttcacc tgcagcacgt gcccgactac cgccagaatg tctacatccc aggcagcaat 2700
 gccacactga ccaacgcagc tggcaagcgg gatggcaagg ccccagcagg tggcaatggc 2760
 aacaagaaga agtcggggcaa gaaggagaag aagtaacatg gaggccaggc caagagccac 2820
 agggcggcct ctcccccaacc agcccagctt ctccttacct gcacccaggc ctcagagttt 2880
 cagggctaac ccccagaata ctggtagggg ccaaggccat gctccccttg ggaacagaa 2940
 acaagtgcc agtcagcacc tacccttcc ccccagggg gttgaatatg caaaagcagt 3000
 tccgctggga acccccatcc aatcaactgc tgtaccatg ggggtagtgg ggttactgta 3060
 gacaccaaga accatttgcc acaccccggt tagttacagc tgaactcctc catcttccaa 3120
 atcaatcagg cccatccatc ccatgcctcc ctcctcccca cccactcca acagttcctc 3180
 tttcccgagt aagggtggtg ggggttgaa gtaccaagta acctacaagc ctctagttc 3240
 tgaaaagtg gaagggcatc atgacctctt ggcctctctt ttgattctca atcttcccc 3300
 aaagcatggt ttggtgccag cccttcacc tccttcaga gcccaagatc aatgctcaag 3360
 ttttgaggga catgatcacc atccccatgg tactgatgct tgctggattt agggagggca 3420
 ttttgctacc aagcctcttc ccaacgcctt ggggaccagt cttctgtttt gttttcatt 3480
 gtttgacgtt tccactgcat gccttgactt cccccacctc ctcctcaaac aagagactcc 3540
 actgcatggt ccaagacagt atgggggtgt aagataagga agggaagtgt gtggatgtgg 3600
 atggtggggg catggacaaa gcttgacaca tcaagttatc aaggccttgg aggaggctct 3660
 gtatgtcctc aggggactga caacatcctc cagattccag ccataaacca ataactaggc 3720
 tggacccttc ccaactacata atagggctca gcccaggcag ccagctttgg gctgagctaa 3780
 caggaccaat ggattaaact ggcatttcag tccaaggaag ctcgaagcag gtttaggacc 3840
 aggtcccctt gagaggtcag aggggcctct gtgggtgctg ggtactccag aggtgccact 3900
 ggtggaaggg tcagcggagc cccagcagga aggggtggcc agccaggcca ttcttagtcc 3960
 ctgggttggg gaggcagga gctagggcag ggaccaaagc aacagaaagt ctcagcccag 4020
 gatggggctt cttcaacagc gccctgccc tcctgaagcc tcagtccttc accttgccag 4080
 gtgccgtttc tcttccgtga aggccactgc ccaggtcccc agtgcgcccc ctagtggcca 4140
 tagcctggtt aaagttcccc agtgcctcct tgtgcataga cttcttctc ccacccctt 4200
 ctgcccctgg gtccccggcc atccagcggg gctgccagag aaccccagac ctgcccctac 4260
 agtagttag cgccccctcc ctctttcggc tgggtgtagaa tagccagtag ttagtgcg 4320
 tgtgctttta cgtgatggcg ggtgggcagc gggcggcggg ctccgcgcag ccgtctgtcc 4380

ES 2 534 734 B1

```

ttgatctgcc cgcgggcgcc cgtgttgtgt tttgtgctgt gtccacgcgc taaggcgacc      4440
ccctccccg tactgacttc tcctataagc gcttctcttc gcatagtcac gtagctccca      4500
ccccaccctc ttctgtgtc tcacgcaagt tttatactct aatatttata tggctttttt      4560
tcttcgacaa aaaaataata aaacgtttct tctgaaaagc tg                          4602

```

```

<210> 24
<211> 4790
<212> DNA
<213> Homo sapiens

```

```

<400> 24
aagggggtgg aggtttggcc ctaaagcttc aggacaccaa agaaattcag tcgaacagcc      60
caccagttct ctccataggg acctgggtcc cgtgaatgct ggttatctca caccctgagg      120
aataaagatt ggaatccgca ctggatgctg gaagttgact cggagaaaat tgcgacagga      180
gggaaatggc ggctctgcaa aagttgccac actgcagaaa gctggctctg ctgtgcttcc      240
ttttggcgac cctgtgggag gccagggccg ggcagattcg ctattctgtg cggaagaga      300
tcgacagagg ctcttcgta ggcaacatcg ccaaggactt gggtttgag ccctggcac      360
tggcagagca gggagtccgc atcgtctcca gaggtaggtc ccagctcttt gctctgaacc      420
cgcgaagcgg cagcttggtc actgcgaaca ggatagaccg ggaggagctc tgcgctcaga      480
gcgcacctg tctgttgaat ttaacattc tgctggagga taaattgact atttattcag      540
tagaggtgga aataacagat attaacgata atgccctcg ctttggagta gaggaactgg      600
agctaaaaat cagtgaacc actacgccag gattccggat tcctcttaag aatgcgcatg      660
atgcagacgt aggtgagaac gcccttcaga agtacgcact caacccaaat gaccattct      720
ccctggacgt gcgaagggga gctgatggga acaagtaccc agaactggtg ctggagcgct      780
ctctggaccg cgaggaagag gctgttcacc acctcgttct cgtggcttct gatgggggtg      840
accagtgct atctggcacc tcccgcattc gcgtgaaggt cctggatgcg aacgacaatg      900
cgctgtttt tacacagccc gagtaccgca taagcattcc ggagaatacg ctctgaggca      960
cccgatact cacggtgacc gccactgacg cagatgaggg ctactacgct caagtggat      1020
atcttctaga gaaaagccct ggagaaacct cagaggtatt tgagcttaag tcaacatctg      1080
gagaactgac aatcataaaa gatctagatt atgaggatgc tacattccat gaaattgata      1140
ttgaagctca ggatgggtccg ggccttctaa ccagagcgaa ggttatcgtc acggttctgg      1200
atgtgaatga caatgccccca gaattttaca tgacatctgc tactagctca gtttctgaag      1260

```

ES 2 534 734 B1

actctcttcc	aggaaccata	attgggcttt	ttaatgtaca	tgatagagac	tctgggcaga	1320
acgcattcac	cacctgttca	ctccccgagg	atcttccttt	taagttagaa	aagtcagtag	1380
acaattacta	ccgactgggt	acaaccagag	cccttgacag	ggaacagttt	tccttttaca	1440
acatcactct	aaccgctaaa	gatggaggga	accctcctct	gtccacggat	gctcacattt	1500
tgctccaggt	ggcagacatc	aacgacaacg	cacccgcctt	ctcccgacac	tcctactcca	1560
cctacattcc	cgaaaacaac	cccagaggag	cctctgtctt	ctcagtgcag	gccatgacc	1620
ccgacagcaa	cgacaatgct	catgtaactt	actctttcgc	ggaggacact	gttcaggggg	1680
cacccttata	ctcttacatc	tctatcaact	ccgacactgg	agtactctat	gcactgcgct	1740
cctttgatta	tgagcagttg	cgagacttgc	aagtgtgggt	gatagcgcgg	gacagcggga	1800
accctccact	cagtagcaat	gtatcattaa	gcctgttcgt	gctggaccag	aacgacaacg	1860
cgccccgagat	cctgtaccct	gccttcccca	cagacggttc	cactggcggtg	gagctggcgc	1920
cccgtctcgc	agagcccggc	tacctggtga	ccaagtggtg	ggcgggtggac	agagactcgg	1980
gccagaacgc	ctggctgtct	taccacctgc	tcaaggccag	cgagcccggga	ctcttctcgg	2040
tgggtctgca	cacgggcgag	gtgcgcacgg	cgcgagccct	gctggacaga	gacgcgctca	2100
agcagagcct	cgtggtgggc	atccaggacc	acggccagcc	ccctctctcc	gccactgtca	2160
cgctcacctg	ggccgtggcc	gacaggatcc	ccgacatcct	ggccgacctg	ggcagcctcg	2220
agccctccgc	catacccaac	gattcggacc	tcactctgta	cctggtggtg	gcggtggccg	2280
cggtctcctg	cgtcttctctg	gccttcgtca	tcgtgttget	ggcgcacagg	ctgcggcgct	2340
ggcacaagtc	acgcctgctg	caggcttcag	gaggcagctt	gacaggcatg	cagagctcgc	2400
actttgtggg	cgtggacggg	gttcgggctt	tcctgcagac	ctattcccac	gaggtctccc	2460
tcactgcgga	ctcgcggaag	agccacctga	ttttcccca	gcccaactat	gcgacacgc	2520
tcatacagcca	ggagagctgt	gagaaaaagg	atTTTTtata	agcgcctcaa	tctctactcg	2580
aagaagaaag	agaagaaacg	ttttctcagc	aagccccgcc	caacacggac	tggcgtttct	2640
ctcaggccca	gagaccggc	accagcggct	cccaaatgg	cgatgacacc	ggcacctggc	2700
ccaacaacca	gtttgacaca	gagatgctgc	aagccatgat	cttggcgctcc	gccagtgaag	2760
ctgctgatgg	gagctccacc	ctgggagggg	gtgccggcac	catgggattg	agcggccgct	2820
acggacccca	gttcaccctg	cagcacgtgc	ccgactaccg	ccagaatgtc	tacatcccag	2880
gcagcaatgc	cacactgacc	aacgcagctg	gcaagcggga	tggcaaggcc	ccagcaggtg	2940
gcaatggcaa	caagaagaag	tcgggcaaga	aggagaagaa	gtaacatgga	ggccaggcca	3000

ES 2 534 734 B1

agagccacag ggcggcctct cccaaccag ccagcttct cttacctgc accaggcct	3060
cagagtttca gggctaacc ccagaatact ggtaggggcc aaggccatgc tcccctggg	3120
aacagaaac aagtgccag tcagcaccta ccccttccc cccaggggg tgaatatgca	3180
aaagcagttc cgctgggaac cccatccaa tcaactgctg taccatggg ggtagtggg	3240
ttactgtaga caccaagaac catttgccac acccgttta gttacagctg aactcctcca	3300
tcttccaaat caatcaggcc catccatccc atgcctcct cctccccacc cactccaac	3360
agttcctctt tcccgagtaa ggtggttggg gtgttgaagt accaagtaac ctacaagcct	3420
cctagtctg aaaagttgga agggcatcat gacctctgg cctctcctt gattctcaat	3480
cttccccaa agcatggttt ggtgccagcc ccttcacctc cttccagagc ccaagatcaa	3540
tgctcaagtt ttggaggaca tgatcacat ccccatggta ctgatgcttg ctggatttag	3600
ggagggcatt ttgctaccaa gcctcttccc aacgccctgg ggaccagtct tctgtttgt	3660
ttttcattgt ttgacgtttc cactgcatgc cttgacttcc cccacctcct cctcaaacia	3720
gagactccac tgcatgttcc aagacagtat ggggtggtaa gataaggaag ggaagtgtgt	3780
ggatgtggat ggtgggggca tggacaaagc ttgacacatc aagttatcaa gccttggag	3840
gaggctctgt atgtcctcag gggactgaca acatcctcca gattccagcc ataaaccaat	3900
aactaggctg gacccttccc actacataat agggctcagc ccaggcagcc agctttgggc	3960
tgagctaaca ggaccaatgg attaaactgg catttcagtc caaggaagct cgaagcaggt	4020
ttaggaccag gtccccttga gaggtcagag gggcctctgt gggtgctggg tactccagag	4080
gtgccactgg tggaaagggtc agcggagccc cagcaggaag ggtgggcccag ccaggccatt	4140
cttagtccct gggttgggga ggcagggagc tagggcaggg accaaatgaa cagaaagtct	4200
cagcccagga tggggcttct tcaacagggc ccctgccctc ctgaagcctc agtccttcac	4260
cttgccaggt gccgtttctc ttccgtgaag gccactgcc aggtccccag tgcgcccct	4320
agtggccata gcctgggtaa agttccccag tgcctccttg tgcatagacc ttcttctccc	4380
acccccttct gccctgggt ccccgccat ccagcggggc tgccagagaa cccagacct	4440
gcccttacag tagtgtagcg cccctcct ctttcggctg gtgtagaata gccagtagtg	4500
tagtgcggtg tgcttttacg tgatggcggg tgggcagcgg gcggcgggct ccgcgagcc	4560
gtctgtcctt gatctgcccg cggcggcccg tgttggtgtt tgtgctgtgt ccacgcgcta	4620
aggcgacccc ctccccgta ctgacttctc ctataagcgc ttctcttcgc atagtcacgt	4680
agctcccacc ccaccctctt cctgtgtctc acgcaagttt tatactctaa tatttatatg	4740

ES 2 534 734 B1

```

gctttttttc ttcgacaaaa aaataataaa acgtttcttc tgaaaagctg      4790

<210> 25
<211> 4590
<212> DNA
<213> Homo sapiens

<400> 25
atgcagagag ccagagaagc cgaaatgatg aaaagtcagg tactgtttcc cttcctgctg      60
tctttgttct gcggggccat ctcccagcag atccgataca cgattccaga ggagctagcc      120
aacggctcac ggggtggggaa acttgccaag gatctggggc tcagtgtccg ggagttgcca      180
actcgaaaac tgcggggttag tgcagaggat tatttcaacg ttagtttggg gagcggggat      240
ttgttagtga acggtaggat agatcgagag aagatttgcg gaaggaaact tgagtgtgca      300
ctagaattcg aaacggtcgc tgaaaaccca atgaatgttt tccacgtggt tgttgaatc      360
caagatatta atgacaatgc accacgtttc gttgcaaaag gcattgactt agaaatttgt      420
gagtcagcct taccgggggt aaaattctct ctggattctg ctcaagatgc agatgtggaa      480
ggcaattcac tgaagttata caccatcaac cccaatcaat acttctctct gtcaacgaag      540
gaaagtcttg atggaagtaa atatccggta ttactgctgg aaaaacctct agacagggaa      600
catcagagct ctcatcgctt aatcctgact gccatggatg gcggggaccc gcctctaagc      660
ggcaccacc atatatggat ccgagttacg gatgccaatg ataatgctcc cgtgttttagc      720
caggaggtat acaggggttag cctccaagaa aacgtaccgt ggggaacctc cgtgctgctg      780
gtgatggcca cagaccagga tgagggcatt aatgcagaga tcacctatgc cttcctcaat      840
tcccgaataa gtaccagcct cttcaatctc aatccaaata ctggcgacat cacaaccaat      900
ggcacattgg attttgaaga gacaagtaga tatgtgttga gtgtggaagc taaggatgga      960
ggagtacaca cagctcactg taatgttcaa atagaaattg ttgacgagaa tgacaatgcc      1020
ccagaggtga cattcatgtc cttctctaac cagattccag aggattcaga ccttggaaact      1080
gtaatagccc tcataaaagt gcgagacaag gattctgggc aaaatggcat ggtgacatgc      1140
tatactcagg aagaagttcc tttcaaatta gaatccacct cgaagaatta ttacaagctg      1200
gtgattgctg gagccctaaa ccgggagcag acagcagact acaacgtcac aatcatagcc      1260
accgacaagg gcaaaccagc ctttctctcc aggacaagca tcaccctgca catctccgac      1320
atcaacgaca atgcacctgt tttccatcag gcctcctatg tgggccacgt gtctgagaac      1380
aaccacctg gcgcctccat tgcacaagta agcgcctccg acccggattt gggaccaaac      1440
ggcagagtct cctactctat tctggccagt gacctggagc cgcgggagct gttgtcctac      1500

```

ES 2 534 734 B1

gtgtccgtga gcccgagag cggggtggtg ttcgcgagc ggccttcga ccacgagcag	1560
ctgcggcct tcgagctcac actgcaggcc agggaccagg gctccccgc gctcagcgcc	1620
aacgtgagcc tgcgctggtt ggtgggagc ctcaatgaca atgcgccacg ggtgctgtac	1680
cccgcgctgg ggcctgatgg ctccgccctc ttcgatatgg tgccacgagc cgagagccc	1740
ggctacctgg tgaccaaggc ggtggcggtg gacgcagact caggacacaa cgcttggtg	1800
tcctaccag tgctgcaggc cagcgagccc gggctcttca gcctgggggtt gcgcacgggt	1860
gaggtgcgca cagcgctgac cttgggagc agggacgagc cccgccagcg cctgctggtc	1920
gctgtgcgtg atggaggaca gccgccactc tccgccaccg ccacgctgca cctaactctc	1980
gcggatagcc tgcaagaggc attgccagac ctcagcgacc gccctgagcc ctctgacccc	2040
cagacggaac tgcagtttta cctgggtgtg gccttggcct tgatctcagt gctctttctc	2100
ctcgcggtga ttctagcgat cgcctgagc ctgcgacgtt cctccagcct cgacactgag	2160
ggctgctttc aaaccggtct ctgctccaag tctgggcccg gggttcctcc caaccacagc	2220
gaggggactt tgccctattc ctacaatcta tgtattgcct ctcattctgc aaagacagag	2280
tttaattctc tcaacctgac accggaaatg gctccccctc aggatctgct gtgtgatgat	2340
ccttctatgg ttgtatgtgc cagtaatgaa gatcacaaaa tcgcttatga cccttctttg	2400
tcttcgcacc aagccccgcc caacacggac tggcgtttct ctcaggccca gagaccggc	2460
accagcggct cccaaaatgg cgatgacacc ggcacctggc ccaacaacca gtttgacaca	2520
gagatgctgc aagccatgat cttggcgctc gccagtgaag ctgctgatgg gagctccacc	2580
ctgggagggg gtgccggcac catgggattg agcgcccgtc acggaccca gttcacctg	2640
cagcacgtgc ccgactaccg ccagaatgtc tacatcccag gcagcaatgc cacactgacc	2700
aacgcagctg gcaagcggga tggcaaggcc ccagcaggtg gcaatggcaa caagaagaag	2760
tcgggcaaga aggagaagaa gtaacatgga ggccaggcca agagccacag ggcggcctct	2820
ccccaccag ccagcttct ccttacctgc acccaggcct cagagtttca gggctaacc	2880
ccagaatact ggtaggggccc aaggccatgc tccccttggg aacagaaac aagtgccag	2940
tcagcaccta cccttcccc ccagggggt tgaatatgca aaagcagttc cgctgggaac	3000
ccccatcaa tcaactgctg taccatggg ggtagtgggg ttactgtaga caccaagaac	3060
catttgccac accccgttta gttacagctg aactcctcca tcttccaaat caatcaggcc	3120
catccatccc atgcctccct cctccccacc cactccaac agttcctctt tcccagtaa	3180
ggtggttggg gtggtgaagt accaagtaac ctacaagcct cctagttctg aaaagttgga	3240

ES 2 534 734 B1

agggcatcat gacctcttgg cctctccttt gattctcaat cttcccccaa agcatggttt 3300
 ggtgccagcc cttcacctc cttccagagc ccaagatcaa tgctcaagtt ttggaggaca 3360
 tgatcaccat ccccatggta ctgatgcttg ctggatttag ggagggcatt ttgctaccaa 3420
 gcctcttccc aacgccctgg ggaccagtct tctgttttgt ttttcattgt ttgacgtttc 3480
 cactgcatgc cttgacttcc cccacctcct cctcaaacia gagactccac tgcattgttc 3540
 aagacagtat ggggtggtaa gataaggaag ggaagtgtgt ggatgtggat ggtgggggca 3600
 tggacaaagc ttgacacatc aagttatcaa ggccttggag gaggctctgt atgtcctcag 3660
 gggactgaca acatcctcca gattccagcc ataaaccaat aactaggctg gacccttccc 3720
 actacataat agggctcagc ccaggcagcc agctttgggc tgagctaaca ggaccaatgg 3780
 attaaactgg catttcagtc caaggaagct cgaagcaggt ttaggaccag gtccccttga 3840
 gaggtcagag gggcctctgt gggtgctggg tactccagag gtgccactgg tgaagggtc 3900
 agcggagccc cagcaggaag ggtgggccag ccaggccatt cttagtccct gggttgggga 3960
 ggcagggagc tagggcaggg accaaatgaa cagaaagtct cagcccagga tggggcttct 4020
 tcaacagggc ccctgcctc ctgaagcctc agtccttcac cttgccaggt gccgtttctc 4080
 ttccgtgaag gccactgccc aggtccccag tgcgccccct agtggccata gcctggttaa 4140
 agttccccag tgctctcttg tgcataagacc ttcttctccc accccttct gccctgggt 4200
 ccccgccat ccagcggggc tgccagagaa cccagacct gcccttacag tagtgtagcg 4260
 cccctccct ctttcggctg gtgtagaata gccagtagtg tagtgcggtg tgcttttacg 4320
 tgatggcggg tgggcagcgg gcggcgggct ccgcgcagcc gtctgtcctt gatctgcccg 4380
 cggcggcccc tgttgtgttt tgtgctgtgt ccacgcgcta aggcgacccc ctccccgta 4440
 ctgacttctc ctataagcgc ttctcttcgc atagtcacgt agtcccacc ccaccctctt 4500
 cctgtgtctc acgcaagttt tatactctaa tatttatatg gctttttttc ttcgacaaaa 4560
 aaataataaa acgtttcttc tgaaaagctg 4590

<210> 26
 <211> 4602
 <212> DNA
 <213> Homo sapiens

<400> 26
 atggcggcgc ctctgctcg cccagaccac acccggctgc tccagatctg cttctcctg 60
 ggggttctgg tggaaatcag ggccgaacag attctctact cgggtgttga ggagcaggaa 120

ES 2 534 734 B1

gaaggctcag tgggtgggcaa catcgccaag gacctgggggt tggcgccccg ggagctggcg	180
gagcgcggag tccgcatcgt ctccagaggt aggacgcagc ttttcgccct gaacccgcgc	240
agcggcacct tggtcaccgc gggtaggata gacagggagg agctctgcga cagatctcca	300
aactgtgtga caaacctgga gattcttcta gaagatacag tgaagatddd gcgggtagag	360
gtggaaataa tcgatgttaa tgataacca cccagtdttg ggacagaaca gagggaaata	420
aaagtgtctg aaaatgaaaa tcctggggca agattdcctc ttctgaagc ttttgatccg	480
gatgtaggtg taaactccct gcagggttac cagctcaact caaacggtta ctttdcctg	540
gacgtgcaaa gtggggccga tgggattaag taccagagc tgggtgctgga acgcgctcta	600
gatcgcgagg aagaggcggc tcaccacctc gttctcacgg ccttcgatgg aggtgacccg	660
gttcgctctg gcactgccag gattctcata atacttgtgg ataccaacga taatgctccc	720
gtgttcactc agcccagata ccacgtaagt gttcgtgaga acgttdcctg aggcactcgg	780
ctactcaccg taaaagccac tgatccagat gaaggagcca atggagacgt gacgtattct	840
ttccggaag taagagacaa aatatcacag ctattdcagt tgaattctct gagtggggat	900
ataacaatat tgggggggtct agattatgag gactctggat tctatgacat agatgtagaa	960
gcccattgatg ggctgtgtct ccgagctaga agcaaggtagc tggtgacagt tctggatgaa	1020
aatgacaacg caccagaagt cacagttaca tctctacca gctcagtcca ggaatcttct	1080
tccccgggta cagtaattgc acttdtcaac gtgcatgaca gtgactcagg aggaaatggc	1140
ctagtccatc gttctattcc agataatctg ccattcacac ttgaaaagac ctatggaaat	1200
tattatcggc tgttgacaca cagaacactg gacagggagc aagtctcaga atataacatc	1260
actgtaactg ccaactgacca gggaaactct ccaactgtcta cagaaactca tatttactg	1320
caagtgatgg acatcaatga caaccaccc acttdcctc atgcttdcta ctctgcttac	1380
attcctgaaa acaaccacag aggagcctcc atcttatcta tgactgctca agaccctgac	1440
agtggtgaca atgcccgaat cacttactcc ctggccgaag acaccttdca ggggtcacct	1500
ctgtcctcct atgtctccat caactccaat acagggatcc tatatgctct ttgctcctc	1560
gactatgagc agtttagaga cctgcagctg ctgatgacag ccagtgacag tggagaccct	1620
ccaactcagca gcaatgtgtc actgagcctc tttgtgctgg accagaacga caatgtcctc	1680
gagatcctgt accccacctt ccctactgat ggctccactg gtgtggagct ggcacccgc	1740
tccgcagatt ccggctacct ggtgacaaa gtgggtggcag tggacagaga ctcaggctcag	1800
aatgcctggc tgtcctacag cctactcaag tccagcgagc cgggactatt tgcagtgggg	1860

ES 2 534 734 B1

ctgcacacag gcgaggtgcg caccgcacgg gccctgctgg acagagacgc gctcaagcag	1920
aggcttgtag tggtcgtcca ggaccatggc cagccccctc tctcggccac cgtcacactc	1980
actgtggctg tggccgacag catcccagat gtcctggctg acttgggcag cctcaagcct	2040
tcagcagacc cagacgactc gggcctcaca ctctatctcg tggtaggcagt ggccgctgtc	2100
tcctgctct tccctggcttt tgtcacgggtg ctgctagcac tcaagctgag acgctggcac	2160
aagtcacgcc tgcttcacgc tgaaggcagc aggttggcag gtgtgcctgc ctgcacttt	2220
gtgggcgtgg acggggttcg ggctttcctg cagacctatt cccacgaggt ctccctcacc	2280
gcggactcgc ggaagagtca cctgatcttc tcccaacca gctatgcaga cacgctcatc	2340
agccgggaga gttgtgagaa aagcgcgacct cttctgataa ctcaggattt acttgaaca	2400
aaaggagacc ctaatcttca gcaagccccg cccaacacgg actggcgttt ctctcaggcc	2460
cagagacccg gcaccagcgg ctccccaaat ggcgatgaca ccggcacctg gcccaacaac	2520
cagtttgaca cagagatgct gcaagccatg atcttggcgt ccggcagtgga agctgctgat	2580
gggagctcca ccctgggagg gggtgccggc accatgggat tgagcgcccc ctacggacct	2640
cagttcacc tgcagcacgt gcccgactac cgccagaatg tctacatccc aggcagcaat	2700
gccacactga ccaacgcagc tggcaagcgg gatggcaagg ccccagcagg tggcaatggc	2760
aacaagaaga agtcgggcaa gaaggagaag aagtaacatg gaggccaggc caagagccac	2820
agggcggcct ctccccaaacc agcccagctt ctccctacct gcaccagggc ctcagagttt	2880
cagggctaac ccccagaata ctggtagggg ccaaggccat gctccccttg ggaaacagaa	2940
acaagtgcc agtcagcacc tacccttcc ccccagggg gttgaatatg caaaagcagt	3000
tccgctggga acccccatcc aatcaactgc tgtaccatg ggggtagtgg ggttactgta	3060
gacaccaaga accatttgcc acaccccgtt tagttacagc tgaactcctc catcttccaa	3120
atcaatcagg cccatccatc ccatgcctcc ctccctccca cccactcca acagttcctc	3180
tttcccagat aaggtggttg ggggtttgaa gtaccaagta acctacaagc ctccctagttc	3240
tgaaaagttg gaagggcatc atgacctctt ggcctctcct ttgattctca atcttcccc	3300
aaagcatggt ttggtgccag cccttcacc tccttcaga gcccaagatc aatgctcaag	3360
ttttggagga catgatcacc atccccatgg tactgatgct tgctggattt agggagggca	3420
ttttgctacc aagcctcttc ccaacgcctt ggggaccagt cttctgtttt gtttttcatt	3480
gtttgacgtt tccactgcat gccttgactt ccccccactc ctccctcaaac aagagactcc	3540
actgcatggt ccaagacagt atgggggtgt aagataagga agggaagtgt gtggatgtgg	3600

ES 2 534 734 B1

```

atggtggggg catggacaaa gcttgacaca tcaagttatc aaggccttgg aggaggctct      3660
gtatgtcctc aggggactga caacatcctc cagattccag ccataaacca ataactaggc      3720
tggacccttc cactacata atagggtca gcccaggcag ccagctttgg gctgagctaa      3780
caggaccaat ggattaaact ggcatttcag tccaaggaag ctggaagcag gtttaggacc      3840
aggtcccctt gagaggtcag aggggcctct gtgggtgctg ggtactccag aggtgccact      3900
ggtggaaggg tcagcggagc cccagcagga aggggtgggc agccaggcca ttcttagtcc      3960
ctgggttggg gaggcagga gctagggcag ggaccaaagc aacagaaagt ctgagcccag      4020
gatggggctt cttcaacagg gccctgccc tcctgaagcc tcagtccttc accttgccag      4080
gtgccgtttc tcttccgtga aggccactgc ccagggtccc agtgcgcccc ctagtggcca      4140
tagcctggtt aaagttcccc agtgcctcct tgtgcataga ctttcttctc ccacccctt      4200
ctgcccctgg gtccccggcc atccagcggg gctgccagag aaccccagac ctgcccttac      4260
agtagttag cgccccctcc ctctttcggc tgggtgtagaa tagccagtag ttagtgcg      4320
tgtgctttta cgtgatggcg ggtgggcagc gggcggcggg ctccgcgcag ccgtctgtcc      4380
ttgatctgcc cgcgggggcc cgtgttggtg tttgtgctgt gtccacgcgc taaggcgacc      4440
ccctcccccg tactgacttc tcctataage gcttctcttc gcatagtcac gtagctccca      4500
ccccaccctc ttctgtgtc tcacgcaagt tttatactct aatatttata tggctttttt      4560
tcttcgacaa aaaaataata aaacgtttct tctgaaaagc tg                          4602

```

```

<210> 27
<211> 4602
<212> DNA
<213> Homo sapiens

```

```

<400> 27
atgaaagcga gctcagggag gtgcgggctg gtgcggtggc tgcaggtact gttgcccttc      60
ctgttgcttt tgttccccgg ggctctccca gtccagatcc gctattcaat tccagaggag      120
ctggcAAAA actcggtcgt aggaaacctc gccaaaggatc tggggctcag cgtccgggac      180
ttgccagccc ggaagctgcg ggtagcgcg gagaaggaat atttcacagt aaaccagaa      240
agcggagact tacttgtgag tgacagaata gaccgagaac agatatgcgg gaagcgcct      300
ctgtgtgttc tggatttcga tactgtcgct gaaaatccac taaatatttt ctacatagca      360
gtaattgtgc aggatataaa tgataatacc ccgctattca aacagactaa gattaattta      420
aaaattggcg aatccactaa gccaggatca acatttccac ttgaccagc cctggattca      480
gatgttggtc ctaactcact acaagatac caccttaatg acaacgagta ctttgatctc      540

```

ES 2 534 734 B1

gctgagaaac agactccaga tggtcgtaaa tatcctgagt tgattctaaa acactctctg 600
gacagagaag agcacagttt acatcaattg gtcctcacag ctgtggatgg cggagaccca 660
cctcaaagtg gcacgaccca aatccgaatc aaagtcacgg atgccaacga taaccctcca 720
gtgttcagcc aggacgtgta cagggtcacc ctgagggagg acgtgcccgc gggcttcttt 780
gtgcttcaag tgacagccac cgaccgggat gaaggcataa acgcagagat cacctactcc 840
tttcataatg tggacgaaca agtgaaacac tttttcaact taaatgaaaa aacaggagaa 900
atcacgacaa aggatgattt ggatthttgag attgcaagta gttacactct gagtatcgaa 960
gcaaaagatc ctggagatct agcagcccac tgcagtatcc aagttgaaat tcttgatgac 1020
aacgattgtg cacctgaagt tattgtgact tcagtatcta ctcccctacc ggaggattcg 1080
ccaccaggaa cagtgatcgc cttgataaaa acgagagaca gagactctgg agaaaatgga 1140
gaagtthtact gccaaagtgtt gggaaatgcc aagthttattht tgaaatcttc ctcaaagaac 1200
tattacaaac tagtgacaga cggcgctctg gaccgggagg agatcccaga atacaatctc 1260
accatcacag ccaccgacgg gggcaagccg cccctctcct ccagcataat tgtcacctcg 1320
cacatctccg acgtcaacga taatgcccc a gthttccaac agacttecta catggttcac 1380
gtggcagaga acaatcctcc tggcgctctc atcgctcaa t cagtgctc tgaccctgac 1440
ttgggcccc a gtggccaagt ttctactcc atcgtagcga gcgacctgaa gccgcgggag 1500
atthttatcct acgtgtccgt gagcgcgag agcggggtgg tgttcgcgca gcgcgcttc 1560
gatcatgagc agctgcgag cttcgagctc aactgcagg cccgcgacca gggctcgccc 1620
gcgctcagcg ccaacgtgag cctgcgagtg ttagtgggag acctcaatga caatgcgcca 1680
cgggtgctgt accccgcgct ggggctgat ggctccgcc tcttcgatat ggtgccacgc 1740
gccgcagagc ccggctacct ggtgaccaag gtggtggcgg tggacgcaga ctcaggacac 1800
aacgcttggc tgtcctacca cgtgctgag gccagcgagc ccgggctctt cagcctgggg 1860
ttgcgcagcg gtgaggtgag cacagcgag gccttgggag acagggagcg gggccgagc 1920
cgctgctgg tcgctgtgag tgatggagga cagccgccac tctccgctac ggccagctg 1980
cacctaactc tcgagatag cctgcaagag gtattgccag acctcagcga ccgcccggag 2040
ccctctgacc cccaggcaaa actgcagtht tacctggttg tggccttggc cttgatctca 2100
gtgctcttct tcctcgcggt gattctggca atctccctgc gcctgcgact ctcttcagc 2160
tcagatgctt gggactgtht tcagcctggc ctcagctcca agcctggacc tggggttctc 2220
cccaattaca gtgaggtgac attgcctat tcctacaacc tgtgtgthtgc ctcacaatca 2280

ES 2 534 734 B1

gccaagacag agttcaatth tctgaacata accccggaat tggttcccgc gcaagatctc	2340
gtctgtgaca atgcctcttg ggaacaaaat acaaatcatg gagccgctgg ggtccctttt	2400
gcctcagata ctatthttgaa gcaagccccg cccaacacgg actggcgtht ctctcaggcc	2460
cagagacccg gcaccagcgg ctcccaaaat ggcgatgaca ccggcacctg gcccaacaac	2520
cagthttgaca cagagatgct gcaagccatg atcttggcgt ccgccagtga agctgctgat	2580
gggagctcca ccctgggagg gggtgccggc accatgggat tgagcgcccc ctacggacc	2640
cagthtcacc tgcagcacgt gcccgactac cgccagaatg tctacatccc aggcagcaat	2700
gccacactga ccaacgcagc tggcaagcgg gatggcaagg cccagcagg tggcaatggc	2760
aacaagaaga agtcgggcaa gaaggagaag aagtaacatg gaggccaggc caagagccac	2820
agggcggcct ctccccaaac agcccagctt ctcttacct gcaccaggc ctcaagatth	2880
cagggctaac cccagaata ctggtagggg ccaaggccat gctccccttg gaaacagaa	2940
acaagtgcc agtcagcacc tacccttcc ccccagggg gttgaatatg caaaagcagt	3000
tccgctggga acccccatcc aatcaactgc tgtacctatg ggggtagtgg ggttactgta	3060
gacaccaaga accatthgcc acaccctgt tagttacagc tgaactctc catcttccaa	3120
atcaatcagg cccatccatc ccatgcctcc ctctcccca cccactcca acagthctc	3180
thtcccgagt aaggthggtg gggthgtgaa gtaccaagta acctacaagc ctctagthc	3240
tgaaaagthg gaagggcac atgacctct ggctctctct ttgattctca atcttcccc	3300
aaagcatggt thggtgccag ccccttcacc tccttcaga gcccaagatc aatgctcaag	3360
thttggagga catgatcacc atccccatgg tactgatgct tgctggatth agggagggca	3420
thttgctacc aagctcttc ccaacgcct ggggaccagt ctctgthtt gthtttcatt	3480
gthtgacgth tccactgcat gccttgactt ccccacctc ctctcaaac aagagactcc	3540
actgcatgth ccaagacagt atgggthggt aagataagga agggaagthg thggatgthg	3600
atgthggggg catggacaaa gcttgacaca tcaagthatc aaggctthg aggagthct	3660
gthtgctctc aggggactga caacatctc cagatthcag ccataaacca ataactaggc	3720
thgaccctc cctacata ataggthca gcccaggcag ccagctthg gctgagctaa	3780
caggaccaat ggathaaact ggcathctag thcaaggaag ctcaagcag gthtaggacc	3840
agthcccct gagagthcag agggcctct gthgthgctg gthactccag agthgctc	3900
gthggaagg thcagcgagc cccagcagga aggthggcc agccaggcca thcttagthc	3960
ctggthtggg gaggcaggga gctaggthcag ggaccaaath aacagaaag ctcagccag	4020

ES 2 534 734 B1

```

gatggggctt cttcaacagg gccctgccc tctgaagcc tcagtccttc accttgccag      4080
gtgccgtttc tcttccgtga aggccactgc ccagggtccc agtgcgcccc ctagtggcca      4140
tagcctgggt aaagttcccc agtgcctcct tgtgcataga ccttcttctc ccacccctt      4200
ctgcccctgg gtccccggcc atccagcggg gctgccagag aaccccagac ctgccccttac      4260
agtagtgtag cgccccctcc ctctttcggc tgggtgtagaa tagccagtag tgtagtgcgg      4320
tgtgctttta cgtgatggcg ggtgggcagc gggcggcggg ctccgcgcag ccgtctgtcc      4380
ttgatctgcc cgcggcggcc cgtgttgtgt tttgtgctgt gtccacgcgc taaggcgacc      4440
ccctcccccg tactgacttc tcctataagc gcttctcttc gcatagtcac gtagctccca      4500
ccccaccctc ttcctgtgtc tcacgcaagt tttatactct aatatttata tggctttttt      4560
tcttcgacaa aaaaataata aaacgtttct tctgaaaagc tg                          4602

```

```

<210> 28
<211> 4602
<212> DNA
<213> Homo sapiens

```

```

<400> 28
atggcgagtc cacctagggg ctggggctgc ggagagctgc tgctgccctt catgctcctg      60
gggacgctgt gcgagccagg atccgggcag atccgctact cgatgccgga ggagctggac      120
aaaggctcct tcgtcggcaa catagccaag gaccttgggc tggagcccca ggagctggcg      180
gagcgcggag tccgcatcgt ctccagaggt aggacgcagc tttttgccct gaaccgcgga      240
agcggcagct tggtcaccgc gggcaggata gaccgggagg agctctgcgc tcagagccca      300
ctgtgtgtgg tgaactttaa catcttggtt gagaacaaaa tgaaaattta tggagtagaa      360
gtagaaataa tcgatattaa tgataacttc ccgcgtttcc gggatgaaga gttaaaagta      420
aaagttaatg aaaatgcggc tgcagggaca cggttagtgc ttcccttcgc gcgggatgcg      480
gatgtgggtg tgaactctct ccggagttac cagctcagct ccaatctgca cttctctctg      540
gatgtggtaa gcggaactga tggacaaaag tatccggagc tgggtgttga acagccccta      600
gaccgcgaga aagagactgt tcacgacctc ctctcacag ctttagatgg cggagacccg      660
gtactctccg gcaccacgca catccgtggt acggtcctcg acgcaaacga caatgcgccc      720
ctgttcacc ccatccgagta cagcgtgagt gttccagaga acatacctgt gggcactcgg      780
ctgctcatgc taaccgccac ggatccagat gagggaataa acgggaaatt gacctactct      840
tttcgcaatg aagaagaaaa aatttcggag actttccaac ttgattccaa cctgggggaa      900

```

ES 2 534 734 B1

atctcaactc tacaatcact ggactatgaa gaatccagat tctacctcat ggaagtggta	960
gctcaggatg gaggcgctct tgttgccagc gctaaggtgg tggtcacagt acaggacgtg	1020
aatgacaatg cccccgaagt gatcctcacc tctctgacca gttcgatctc tgaagactgt	1080
cttcccggaa ctgtaatcgc gctgttttagc gtacatgatg gtgattctgg agaaaatggg	1140
gagattgcat gctctattcc taggaatttg ccttttaaat tggagaagtc agttgataat	1200
tactatcacc tattaacaac tagggacctg gacagagaag agacttcaga ttataatatic	1260
actttaaccg tcatggacca tggaaacccg cccctctcta cagaaagcca catccccttg	1320
aaagtagcag acgttaatga caaccaccc aatttcctc aagcctccta ctccacctct	1380
gtcacagaaa acaatcccag aggtgtctct atcttctctg tgacagccca tgaccccgac	1440
agcggcgaca acgctcgagt cacctactcc ctggctgaag acacatttca gggggcgccc	1500
ttgtcctcct atgtatccat taactctgac accggtgtcc tgtatgctct gagatccttc	1560
gactatgagc agttgagaga cctacagttg tgggtgacag ccagcgacag tgggaaccct	1620
ccacttagca gcaacgtgtc gctgagcctg tttgtgctgg accagaacga caatacgcct	1680
gagatcctgt accccgcctt cccacagac ggttccacgg gcgtggagct ggcgcctcgc	1740
tccgcagaac ctggctacct ggtgaccaag gtggtagcgg tggacaaaga ttcaggccag	1800
aacgcctggc tgtcctaccg cctgcttaag gccagcgagc caggactctt tgcggttggg	1860
ctgcacacgg gcgaggtgcg cacagcgca gccctgctgg acagagacgc gctcaagcag	1920
agcctcgtgg tggccgtcga agaccatggc cagccccctc tgtcagccac cttcacggtc	1980
accgttgccg tggccgacag gatccctgac atcctggctg acctaggcag tatcaagacc	2040
cccattgacc ctgaggatct ggacctcaca ctctatcttg tgggtggcagt ggctgcagtc	2100
tcttgcgtct tcttggcctt cgtcatcgtg ctgctggtgc tcagactgag gcgctggcac	2160
aagtcacgcc tgcttcaggc tgaaggcagc aggttggcgg gtgtgcccgc ctgcacttt	2220
gtgggcgtgg atggggttcg ggctttcctg cagacctatt cccacgaggt ctccctcacc	2280
gcggactcga ggaagagtca cctgatcttt cccagccca actacgcaga cacgctcctt	2340
agtgaagaga gctgtgagaa aagcgagcct cttctgatgt ctgataaggt agatgcaaac	2400
aaagaagaac ggcgagttca gcaagcccc cccaacacgg actggcgttt ctctcaggcc	2460
cagagacccg gcaccagcgg ctccccaaat ggcgatgaca ccggcacctg gcccaacaac	2520
cagtttgaca cagagatgct gcaagccatg atcttggcgt ccgccagtga agctgctgat	2580
gggagctcca ccctgggagg gggtgccggc accatgggat tgagcgcccg ctacggaccc	2640

ES 2 534 734 B1

cagttcacc	tgacgacgt	gcccgactac	cgccagaatg	tctacatccc	aggcagcaat	2700
gccacactga	ccaacgcagc	tggcaagcgg	gatggcaagg	ccccagcagg	tggcaatggc	2760
aacaagaaga	agtcgggcaa	gaaggagaag	aagtaacatg	gaggccaggc	caagagccac	2820
agggcggcct	ctcccccaacc	agcccagctt	ctccttacct	gcaccagggc	ctcagagttt	2880
cagggctaac	ccccagaata	ctggtagggg	ccaaggccat	gctccccttg	ggaacagaa	2940
acaagtgcc	agtcagcacc	tacccttcc	ccccagggg	gttgaatatg	caaaagcagt	3000
tccgctggga	acccccatcc	aatcaactgc	tgtaccatg	gggtagtg	ggttactgta	3060
gacaccaaga	accatttgcc	acaccccgtt	tagttacagc	tgaactcctc	catcttccaa	3120
atcaatcagg	cccatccatc	ccatgcctcc	ctcctcccca	cccactcca	acagttcctc	3180
tttcccagat	aagggtggtg	gggtggtgaa	gtaccaagta	acctacaagc	ctcctagttc	3240
tgaaaagt	gaagggcatc	atgacctctt	ggcctctcct	ttgattctca	atcttcccc	3300
aaagcatggt	ttggtgccag	ccccttcacc	tccttcaga	gcccaagatc	aatgctcaag	3360
ttttggagga	catgatcacc	atccccatgg	tactgatgct	tgctggattt	agggagggca	3420
ttttgctacc	aagcctcttc	ccaacgcctt	ggggaccagt	cttctgtttt	gtttttcatt	3480
gtttgacgtt	tccactgcat	gccttgactt	ccccacctc	ctcctcaaac	aagagactcc	3540
actgcatggt	ccaagacagt	atgggggtgt	aagataagga	agggaggtgt	gtggatgtgg	3600
atggtggggg	catggacaaa	gcttgacaca	tcaagttatc	aaggccttgg	aggaggctct	3660
gtatgtcctc	aggggactga	caacatcctc	cagattccag	ccataaacca	ataactaggc	3720
tggacccttc	ccactacata	atagggctca	gcccaggcag	ccagctttgg	gctgagctaa	3780
caggaccaat	ggattaaact	ggcatttcag	tccaaggaag	ctcgaagcag	gtttaggacc	3840
aggtcccctt	gagaggtcag	aggggcctct	gtgggtgctg	ggtactccag	aggtgccact	3900
ggtggaagg	tcagcggagc	cccagcagga	aggtggggc	agccaggcca	ttcttagtcc	3960
ctgggttggg	gaggcagga	gctagggcag	ggaccaaag	aacagaaagt	ctcagcccag	4020
gatggggctt	cttcaacag	gccctgccc	tcctgaagcc	tcagtccttc	accttgccag	4080
gtgccgtttc	tcttccgtga	aggcactgc	ccaggtcccc	agtgcgcccc	ctagtggcca	4140
tagcctggtt	aaagttcccc	atgcctcct	tgtgcataga	ccttcttctc	ccaccccctt	4200
ctgcccctgg	gtccccggcc	atccagcggg	gctgccagag	aaccccagac	ctgccccttac	4260
agtagttag	cgccccctcc	ctctttcggc	tgggtgtagaa	tagccagtag	tgtagtgcgg	4320
tgtgctttta	cgtgatggcg	ggtgggcagc	gggcggcggg	ctccgcgcag	ccgtctgtcc	4380

ES 2 534 734 B1

ttgatctgcc cgcgggcgcc cgtggtgtgt tttgtgctgt gtccacgcgc taaggcgacc	4440
ccctccccg tactgacttc tcctataagc gcttctcttc gcatagtcac gtagctccca	4500
ccccaccctc ttctgtgtc tcacgcaagt tttatactct aatatttata tggctttttt	4560
tcttcgacaa aaaaataata aaacgtttct tctgaaaagc tg	4602

<210> 29
 <211> 4596
 <212> DNA
 <213> Homo sapiens

<400> 29 atgggaaata gctccggatg gaggggcca gcagggcaga ggcgaatgct atttctcttc	60
ctgctctctt tgtagacca ggttctctcc gaaccgatcc gctacgctat tcccaggag	120
ctggacagg gctcgctggt agggaacctc gccaaaggacc tggggtttgg cgtgggggat	180
ttacctacta ggaacctgcg ggttattgca gagaagaaat tctttaccgt gagccccgaa	240
aatgggaact tacttgtgag cgaccgtata gaccgagagg agatttgtgg caagaagtcg	300
acgtgtgttc tggaatttga aatggttgc taaaagcctt taaacttttt tcatgtaact	360
gtgctgatcc aggatattaa cgacaacca ccgacctta gccaaaatat cactgagctg	420
gaaatcagcg aactggctct cactggagcc acatttgccc tggaatctgc gcaagatcct	480
gatgtaggtg tcaattcgct gcagcagtac tacctcagcc ctgatccgca cttctctttg	540
attcagaagg agaacctgga tggcagtagg taccagagc tagtactgaa agcaccctg	600
gacaggaag agcagccaca tcaccacctg gtcctcacag ctgtggatgg gggcgagccc	660
tccagaagct gtaccacca gatcagggtg attgtcgcag atgcaaatga taacccccca	720
gtatttactc aggacatgta cagggtcaat gttgcagaga acctgcccgc tggctcctcc	780
gtattaaaag tgatggccat tgacatggat gagggcatca atgccgaaat catctatgcc	840
ttcatcaata ttggcaagga agtgagacaa ctggtcaagc tggacagtaa aacgggggaa	900
ctcaccacta ttggagaact ggactttgaa gagagagata gctacacaat tggggtggaa	960
gcaaaggatg gtggacatca cactgcatat tgtaaagtac agatagatat ttcagatgaa	1020
aatgacaatg ccccgagat aaccctggct tctgaatccc aacatataca agaagatgct	1080
gagctgggga ctgccgttgc cctgatcaaa acacatgatc tagattctgg atttaatgga	1140
gaaatcctat gccaaactaa aggaaacttc cccttataaa tcggtcaaga taccaaaaac	1200
acatacaggt tggtgacaga tggagccctg gaccgggagc agatcccaga atacaatgtg	1260
acgatcacag ctaccgacaa aggcaatcca ccgctctcct ccagcaagac catcactctg	1320

ES 2 534 734 B1

cacatccttg atgtcaacga caacgttccc gttttccacc aggcctccta caccgtgcat	1380
gtagctgaga acaatccgcc tggagcctcc attgvcgatg tcagagcctc ggatcccgc	1440
ttgggaccta atggccttgt ctctactac atcgtggcca gtgacctgga gccgcgggag	1500
ctgtcgtcct acgtgtccgt gagcgcgcgg agcggggtgg tgttcgcgca gcgagccttc	1560
gaccacgagc agctgcgtgc cttcgagctc actctgcagg cccgcgacca gggctcgcct	1620
acgctcagcg ccaacgtgag cctgcgcgtg ttggtggacg accgcaacga caatgcaccg	1680
ctggtgctgt acccagctct ggggccgaa ggctctgcgc tcttcgatat ggtgccgcgc	1740
tctgcagagc ctggctacct ggtgaccaag gtggtggcgg tggacgcaga ctcgggatac	1800
aacgcctggc tgtcctacca cattgtgcag gccagcgagc ccgggctggt cagcctgggc	1860
ctgcgcacgg gtgaggtgcg cacggcgcgt accttgggcg acagggaggc cgcccgcag	1920
cgcttctgg tcaactgtgcg tgatggagga cagcagcctc tttcagccac cgtcatgctg	1980
cacctaactc tcgcagatag cttgcaagag atacaacctg accttagcga ccgccccact	2040
ccctctgacc ctcaggcgga gctacagttt cacctagtag tggcgttggc cttgatctca	2100
gtgctcttcc tcctcgcggt gattctggca atctccctgc gcctgcgatg ctctccaga	2160
cccgccactg agggctactt tcagcctggt gtctgcttca agactgtacc tggagttctc	2220
cccacctaca gcgaaaggac tttgccttat tcctacaatc cgtgtgctgc ctcacattcc	2280
tcaaacaccg agtttaaatt tctcaatata aaggctgaaa atgctgcacc acaagatctt	2340
ctatgtgatg aagcctcttg gtttgaaagt aatgacaatc cagaaatgcc ttctaattca	2400
ggcaatttgc aaaagcaagc cccgcccaac acggactggc gtttctctca ggcccagaga	2460
cccggcacca gcggctccca aatggcgat gacaccggca cctggcccaa caaccagttt	2520
gacacagaga tgctgcaagc catgatcttg gcgtccgcca gtgaagctgc tgatgggagc	2580
tccaccctgg gagggggtgc cggcaccatg ggattgagcg cccgctacgg accccagttc	2640
acctgcagc acgtgcccga ctaccgccag aatgtctaca tcccaggcag caatgccaca	2700
ctgaccaacg cagctggcaa gcgggatggc aaggccccag caggtggcaa tggcaacaag	2760
aagaagtccg gcaagaagga gaagaagtaa catggaggcc aggccaaagag ccacagggcg	2820
gcctctccc aaccagccca gcttctcctt acctgcacc aggcctcaga gtttcagggc	2880
taacccccag aatactggta gggccaagg ccatgctccc cttgggaaac agaacaagt	2940
gcccagtcag cacctacccc tcccccca gggggtttaa tatgcaaaag cagttccgct	3000
gggaaccccc atccaatcaa ctgctgtacc catgggggta gtggggttac tgtagacacc	3060

ES 2 534 734 B1

```

agaaccatt tgccacaccc cgtttagtta cagctgaact cctccatctt ccaaatcaat      3120
caggcccatc catcccatgc ctccctctc cccacccac tccaacagtt cctctttccc      3180
gagtaagggtg gttgggggtg tgaagtacca agtaacctac aagcctccta gttctgaaaa      3240
gttggaaggg catcatgacc tcttggcctc tcctttgatt ctcaatcttc ccccaaagca      3300
tggtttggtg ccagcccctt cacctccttc cagagcccaa gatcaatgct caagttttgg      3360
aggacatgat caccatcccc atgggtactga tgcttgctgg atttagggag ggcattttgc      3420
taccaagcct cttcccaacg ccctggggac cagtcttctg ttttgttttt cattgtttga      3480
cgtttccact gcatgccttg acttccccca cctcctcctc aaacaagaga ctccactgca      3540
tgttccaaga cagtatgggg tggttaagata aggaagggaa gtgtgtggat gtggatggtg      3600
ggggcatgga caaagcttga cacatcaagt tatcaaggcc ttggaggagg ctctgtatgt      3660
cctcagggga ctgacaacat cctccagatt ccagccataa accaataact aggctggacc      3720
cttcccacta cataataggg ctcagcccag gcagccagct ttgggctgag ctaacaggac      3780
caatggatta aactggcatt tcagtccaag gaagctcgaa gcaggtttag gaccaggtcc      3840
ccttgagagg tcagaggggc ctctgtgggt gctgggtact ccagaggtgc cactggtgga      3900
agggtcagcg gagccccagc aggaaggggtg ggccagccag gccattotta gtccttgggt      3960
tggggaggca gggagctagg gcagggacca aatgaacaga aagtctcagc ccaggatggg      4020
gcttcttcaa cagggcccct gccctcctga agcctcagtc cttcaccttg ccaggtgccg      4080
tttctcttcc gtgaaggcca ctgcccaggt ccccagtgcg ccccctagtg gccatagcct      4140
ggttaaagtt ccccagtgcc tccttgtgca tagaccttct tctcccaccc cttctgccc      4200
ctgggtcccc ggccatccag cggggctgcc agagaacccc agacctgccc ttacagtagt      4260
gtagcgcccc ctccctcttt cggctggtgt agaatagcca gtagttagt gcggtgtgct      4320
tttacgtgat ggcgggtggg cagcgggcgg cgggctccgc gcagccgtct gtccttgatc      4380
tgcccgcggc ggcccgtggt gtgttttgtg ctgtgtccac gcgctaaggc gaccccctcc      4440
ccgtactga cttctcctat aagcgcttct cttcgcatag tcacgtagct cccacccac      4500
cctcttctg tgtctcacgc aagttttata ctctaataatt tatatggctt ttttcttcg      4560
acaaaaaat aataaaacgt ttcttctgaa aagctg      4596

```

```

<210> 30
<211> 4605
<212> DNA
<213> Homo sapiens

```

ES 2 534 734 B1

<400> 30
atggcgcctc cgcagaggca tccgcagcgc agcgagcagg tcctgctcct cacgctcctg 60
gggacgctgt ggggggcccgc ggcagcgcag atccgctact ctattcccga ggagctggag 120
aaaggctcct tcgtaggcaa catcgtcaag gatctgggac tggagcccca ggagttggcg 180
gagcacggag tccgcatcgt ctccagaggt aggatgcagc ttttctctct gaatccgcga 240
aacggcagct tggtcaccgc gggtaggata gaccgcgagg agctctgtgc tcagagcccg 300
cgggtgtctgg tgagtttta catccttgtc gaggataaac tgaatcttta tcccgtggaa 360
gtggaaatag tggacattaa tgacaataca ccccgattct taaaggaaga attggaagtg 420
aaaattctcg aaaacgcagc tccatcctct cgttttccac taatggaggt ctatgaccct 480
gatgtgggaa tgaactccct tcagggattt aagctcagtg gtaatagtca cttctcagtg 540
gacgtgcaaa gcgaagccca tgggcccaag taccgcgagc tgggtgctgga gggcacactg 600
gaccgggaag gagaagccgt ttaccgcctg gtccttactg ccatggatgg cggcgaccct 660
gtccgctcaa gcgtcgccca aattctggta acagttctag atgtgaatga caaactcca 720
atgtttactc agcctgtcta ccgtgtaagt gttcctgaaa acctgccagt aggcacacca 780
gtgttggcag tgactgccac cgaccaggat gaaggagtcc acggggaagt aacttattcc 840
tttgtgaaga ttacagaaaa gatctcacia attttctggt tgaatgtttt gactggagaa 900
atttcaactt ctgcaaatct agactatgag gactcgagtt tttatgagct ggggtttgaa 960
gcccgggatg ggccaggtct tcgagacaga gcgaaagtct taataactat cttggatgtc 1020
aatgataatg taccagaagt ggttgttaca tctggaagca gaacaattgc tgaaagtgca 1080
cctccaggaa cagtaatcgc ctttttcaa gtgttcgac gagactctgg cctgaatggc 1140
ctggtaacct gttccatccc gagaagtctc ccatttgaat tggaaaaatc agttggcaat 1200
tattatcgat tagtgacaaa tgcagctcta gaccgggaag aggtattctt gtacaacatc 1260
actgtgacag ccacggacaa aggaacacca cctctgtcta cagaaacaat catctctcta 1320
aatgtggcag acaccaacga caaccgccc accttcccc attcatccta ctcagtctat 1380
gtccttgaaa acaaccccag gggtgccctc atcttctctg tgaatgcact ggaccctgac 1440
gtggaccaga acgcccaggt ctctactca ctggcagaag acaccctcca gggggcggcc 1500
ctgtcctcct acgtgtccat caactccgac actgggattc tgtacgccct gcgctccttc 1560
gactatgagc agttgagaga cctacagctg tgggtgacag ccagcgacag cggggacccg 1620
cctcttagca gcaacgtgtc actgagcctg tttgtgctgg accagaatga caatgcggcc 1680

ES 2 534 734 B1

gagatcctgt	acccccccct	ccccacagac	ggttccactg	gcgtggagct	ggcgccccgc	1740
tccgcagagc	ccggctacct	ggtgaccaag	gtggtggcgg	tggacagaga	ctcgggccag	1800
aacgcctggc	tgctctaccg	cctgctcaag	gccagcgagc	caggactttt	ctcagtgggc	1860
ctgcacacgg	gcgaggtgcg	cacggcgcgc	gccctgctgg	acagagacgc	gctcaagcag	1920
agcctagtgg	tggccgtcca	ggaccacggc	cagccccctc	tctccgccac	tgtcacgctc	1980
accgtggccg	tggccgacag	gatccccgac	atcctggccg	acctgggcag	cctcgagccc	2040
tccgccaaac	ccaacgattc	ggacctcact	ctgtacctgg	tgggtggcgg	ggccgcggtc	2100
tcttgcgtct	tcttggcctt	cgctatcgty	ctgctggcgc	tcagactgca	gcgctggcac	2160
aagtcaagcc	tgctgcaggc	ttcgggaggt	ggcttagcga	gcatgcccgg	ctcgactttt	2220
gtgggctggt	aaggggttcg	ggctttcctg	cagacctatt	cccacgaggt	ctcactcact	2280
gcagactcgc	gtaagagtca	tctgattttc	ccccagccca	actatgccga	cacgcttata	2340
aaccaggaga	gctatgagaa	aagcgagcct	cttctgataa	ctcaggattt	acttgaacg	2400
aaaggagAAC	ccaggcaact	tcagcaagcc	ccgcccaca	cggactggcg	tttctctcag	2460
gcccagagac	ccggcaccag	cggctcccaa	aatggcgatg	acaccggcac	ctggcccaac	2520
aaccagtttg	acacagagat	gctgcaagcc	atgatcttgg	cgcccgccag	tgaagctgct	2580
gatgggagct	ccaccctggg	agggggtgcc	ggcaccatgg	gattgagcgc	ccgctacgga	2640
ccccagttca	ccctgcagca	cgtgccccgac	taccgccaga	atgtctacat	cccaggcagc	2700
aatgccacac	tgaccaacgc	agctggcaag	cgggatggca	aggccccagc	aggtggcaat	2760
ggcaacaaga	agaagtcggg	caagaaggag	aagaagtaac	atggaggcca	ggccaagagc	2820
cacagggcgg	cctctcccca	accagcccag	cttctcctta	cctgcacca	ggcctcagag	2880
tttcagggct	aacccccaga	atactggtag	gggccaaggc	catgctcccc	ttgggaaaca	2940
gaaacaagtg	cccagtcagc	acctaccctt	tcccccccag	ggggttgaat	atgcaaaagc	3000
agttccgctg	ggaacccccca	tccaatcaac	tgctgtaccc	atgggggtag	tggggttact	3060
gtagacacca	agaaccattt	gccacacccc	gtttagttac	agctgaactc	ctccatcttc	3120
caaatcaatc	aggcccatcc	atcccatgcc	tccctcctcc	ccaccccact	ccaacagttc	3180
ctctttcccg	agtaaggtgg	ttgggggtgt	gaagtaccaa	gtaacctaca	agcctcctag	3240
ttctgaaaag	ttggaagggc	atcatgacct	cttggcctct	cctttgattc	tcaatcttcc	3300
cccaaagcat	ggtttggtgc	cagccccctc	acctccttcc	agagcccagg	atcaatgctc	3360
aagttttgga	ggacatgatc	accatcccca	tggtagctgat	gcttgctgga	tttagggagg	3420

ES 2 534 734 B1

gcattttgct accaagcctc ttcccaacgc cctggggacc agtcttctgt tttgtttttc 3480
attgtttgac gtttccactg catgccttga cttccccac ctctctctca aacaagagac 3540
tccactgcat gttccaagac agtatggggt ggtaagataa ggaaggggaag tgtgtggatg 3600
tggatgggtg gggcatggac aaagcttgac acatcaagtt atcaaggcct tggaggaggc 3660
tctgtatgtc ctcaaggggac tgacaacatc ctccagattc cagccataaa ccaataacta 3720
ggctggacc ttcccactac ataatagggc tcagcccagg cagccagctt tgggctgagc 3780
taacaggacc aatggattaa actggcattt cagtccaagg aagctcgaag caggtttagg 3840
accaggtccc cttgagaggt cagagggggc tctgtgggtg ctgggtactc cagaggtgcc 3900
actggtggaa gggtcagcgg agccccagca ggaaggggtg gccagccagg ccattcttag 3960
tccctgggtt ggggaggcag ggagctaggg cagggaccaa atgaacagaa agtctcagcc 4020
caggatgggg cttcttcaac agggcccctg ccctcctgaa gcctcagtcc ttcaccttgc 4080
cagggtgccgt ttctcttccg tgaaggccac tgcccaggtc cccagtgcgc ccctagtgg 4140
ccatagcctg gttaaagttc cccagtgcct ccttgtgcat agaccttctt ctcccacccc 4200
cttctgcccc tgggtccccg gccatccage ggggctgcca gagaacccca gacctgcct 4260
tacagtagtg tagcgcccc tcctctttc ggctggtgta gaatagccag tagttagtg 4320
cgggtgtgctt ttacgtgatg gcgggtgggc agcgggcggc gggctccgcg cagccgtctg 4380
tccttgatct gcccgcgcg gcccggttg tgttttgtgc tgtgtccacg cgctaaggcg 4440
accccctccc ccgtactgac ttctctata agcgttctc ttcgcatagt cacgtagctc 4500
ccaccccacc ctcttctgt gtctcacgca agttttatac tctaataatt atatggcttt 4560
ttttcttcga caaaaaata ataaaacggt tcttctgaaa agctg 4605

<210> 31
<211> 4605
<212> DNA
<213> Homo sapiens

<400> 31
atggcggctc agccgagggg cggggactac agaggattct tcctgctctc catcctctg 60
gggaccccct gggaagcctg ggcaggacgt attctctact ccgtgtcggg ggagacggac 120
aaagggctct ttgtgggaga catcgccaag gacctggggc tggagccccg ggagctggcg 180
gagcgcggag tccgcatcat ctccagaggt aggacgcagc ttttcgccct gaaccagcgc 240
agcggcagct tggtcactgc gggcaggata gaccgggaag agatctgcgc tcagagtgcg 300
cgggtgtctg taaacttta catcctgatg gaagataaaa tgaatcttta ccctatagac 360

ES 2 534 734 B1

gtggaataa tagatattaa tgacaacggt ccaagattct tgacggaaga aataaatgta	420
aaaataatgg agaatacagc tcctgggggt cggtttccgt taagcgaggc tggggatcca	480
gatgtgggca cgaactccct ccagagttac cagctcagcc ccaatcgcca cttctccctg	540
gctgtgcaaa gtggagacga tgaactaag tacccggaac tgggtgctgga gcgggtgctg	600
gaccgggagg aagagcgggt tcaccacctg gtcctcacag cctctgatgg cggcgacctg	660
ccccgatcca gcaccgcca catccaggtg acagtgggtg atgtgaatga ccacagcct	720
gtcttctctc tgcctcagta ccaagtaact gtccccgaga atgtgccagt ggttacaaga	780
ctgctcacgg tacatgctat cgacctggac gagggagtca atggggaagt gacatattct	840
tttcggaaaa taactcctaa acttccaaag atgtttcatc tgaactcgct tacaggagaa	900
atatcaactt tagaaggatt agattatgaa gaaactgcct tctatgaaat ggaggttcag	960
gctcaagatg gtcctggtag tctgacaaag gcaaaagtac tgatcacagt tttagatgta	1020
aatgataatg ctccagaagt gactatgacg tctttaagta gctcaatccc tgaagacaca	1080
cctcttggga cagtcattgc tcttttctac ctacaagaca gagattctgg aaagaatggt	1140
gaggtgacct gcaccattcc agaaaaccta ccttttaaat tagaaaaatc aatagataat	1200
tattatagat tggtcacaac caaaaacttg gaccgggaaa cactctcttt gtataacatc	1260
acactgaaag ccacagatgg tggaaactct cccttgtcca gggaaactca catattcatg	1320
caggtggcag acaccaacga taaccacccc accttcccc actcatccta ctcagtctac	1380
atcgctgaga acaaccccag aggggcctcc attttcttag tgactgcaca ggaccacgac	1440
agtgaggata atgcccagat cacttattcc ttggccgaag acaccatcca gggggctcca	1500
gtgtcctcct atgtctccat aaactctgac actggagtcc tgtacgcgct gcaatccttt	1560
gattatgagc agttgagaga actacaacta agagtgactg cacatgacag cggggacctg	1620
cctctcagca gcaacatgtc actgagcctg ttcgtgctgg accagaatga caaccgccc	1680
gagatcctgt acccgccct cccacagat ggttctactg gcatggagct ggacccccgc	1740
tccgcagagc cgggtacct ggtgaccaag gtggtggcgg tggacaaaga ttcaggccag	1800
aacgcctggc tgtcatacct cctgcttaag gccagcgagc caggactctt tgcggttggg	1860
ctgtacacgg gcgaggtgcg cacggctcgg gccctgctgg acagagatgc cctcaagcag	1920
agcctcgtgg tggccgtcca ggaccacggt cagcctcctc tgtcagccac cgtcacactc	1980
accgtggctg tggctgacag catccccgaa gtcttggccg acctgggcag ccttgagccc	2040
tccgacggtc cttacaacta tgacctcacg ttgtacctgg tgggtggcggg gccacagtc	2100

ES 2 534 734 B1

tcttgcgtct tcttagcctt cgtcctcgta ctgctggcgc tcaggctgcg gcgctggcac	2160
aagtcacgcc tgctgcaggc ttcagaaggt ggcttggcga acgtgcccac ctgcacttt	2220
gtgggcatgg acgggggtgca ggctttcctg cagacctatt cccatgaggt ctccctcacc	2280
gcggactctc ggaagagtca cctgatcttc ccccagccca actatgtaga catgctcatc	2340
agccaggaga gctgtgagaa aatgattct ttgctaacat ccgtagattt tcaggaatgt	2400
aaagaaaacc tgccaagtat tcagcaagcc ccgccaaca cggactggcg tttctctcag	2460
gcccagagac ccggcaccag cggctcccaa aatggcgatg acaccggcac ctggccaac	2520
aaccagtttg acacagagat gctgcaagcc atgatcttgg cgtccgccag tgaagctgct	2580
gatgggagct ccaccctggg aggggggtgcc ggcacatgg gattgagcgc ccgctacgga	2640
ccccagttca ccctgcagca cgtgcccgac taccgccaga atgtctacat ccagggcagc	2700
aatgccacac tgaccaacgc agctggcaag cgggatggca aggccccagc aggtggcaat	2760
ggcaacaaga agaagtcggg caagaaggag aagaagtaac atggaggcca ggccaagagc	2820
cacagggcgg cctctcccca accagcccag cttctcctta cctgcacca gcctcagag	2880
tttcagggct aacccccaga atactggtag gggccaaggc catgctcccc ttgggaaaca	2940
gaaacaagtg ccagtcagc acctaccct tccccccag ggggttgaat atgcaaaagc	3000
agttccgctg ggaaccccc tccaatcaac tgctgtacc atgggggtag tggggttact	3060
gtagacacca agaaccattt gccacacccc gtttagttac agctgaactc ctccatcttc	3120
caaatcaatc aggcccattc atcccatgcc tccctcctcc ccaccccact ccaacagttc	3180
ctctttcccg agtaaggtgg ttgggggtgt gaagtaccaa gtaacctaca agcctcctag	3240
ttctgaaaag ttggaagggc atcatgacct cttggcctct cttttgattc tcaatcttcc	3300
cccaaagcat ggtttggtgc cagccccttc acctccttcc agagcccag atcaatgctc	3360
aagttttgga ggacatgatc accatcccca tggtagtgat gcttgctgga tttagggagg	3420
gcattttgct accaagcctc ttccaacgc cctggggacc agtcttctgt tttgttttcc	3480
attgtttgac gtttccactg catgccttga cttccccac ctctcctca aacaagagac	3540
tccactgcat gttccaagac agtatgggt ggtaagataa ggaagggag tgtgtggatg	3600
tggatggtgg gggcatggac aaagcttgac acatcaagtt atcaaggcct tggaggaggc	3660
tctgtatgtc ctgaggggac tgacaacatc ctccagattc cagccataaa ccaataacta	3720
ggctggacc ttcccactac ataatagggc tcagcccagg cagccagctt tgggctgagc	3780
taacaggacc aatggattaa actggcattt cagtccaagg aagctcgaag caggtttagg	3840

ES 2 534 734 B1

accaggtccc cttgagaggt cagaggggcc tctgtgggtg ctgggtactc cagaggtgcc	3900
actggtggaa gggtcagcgg agccccagca ggaaggggtgg gccagccagg ccattcttag	3960
tccctgggtt ggggaggcag ggagctaggg cagggaccaa atgaacagaa agtctcagcc	4020
caggatgggg cttcttcaac agggcccctg ccctcctgaa gcctcagtcc ttcaccttgc	4080
caggtgccgt ttctcttccg tgaaggccac tgcccaggtc cccagtgcgc ccctagtgg	4140
ccatagcctg gttaaagttc cccagtgcct ccttgtgcat agaccttctt ctcccacccc	4200
cttctgcccc tgggtccccg gccatccagc ggggctgcca gagaacccca gacctgcct	4260
tacagtagtg tagcgcccc tcctctttc ggctgggtgta gaatagccag tagtgtagtg	4320
cggtgtgctt ttacgtgatg gcgggtgggc agcgggcggc gggctccgcg cagccgtctg	4380
tccttgatct gcccgcggcg gcccggttg tgttttgtgc tgtgtccacg cgctaaggcg	4440
acccccctcc cgtactgac ttctcctata agcgcttctc ttcgcatagt cacgtagctc	4500
ccaccccacc ctcttctgt gtctcacgca agttttatac tctaataattt atatggcttt	4560
ttttcttcga caaaaaaata ataaaacggt tcttctgaaa agctg	4605

<210> 32
 <211> 4578
 <212> DNA
 <213> Homo sapiens

<400> 32 atggggagcg gcgcccggga gctgggccgg gctgagaggc tgccagtgct ctttctcttc	60
ctgctgtctt tgttctgccc ggcgctctgt gagcagatcc gctacaggat tcccaggaa	120
atgcccaagg gctccgtagt ggggaacctc gccacggacc tggggttcag cgtccaggag	180
ttaccgactc gaaaactgcg cgtcagttcg gagaagcctt acttcaccgt gagcgcagag	240
agcggggagt tgcttgtgag cagcaggcta gacagggagg agatatgcgg gaagaagcca	300
gcttgtgctc tggaatttga ggctgttgct gaaaatccac tgaactttta tcacgtgaat	360
gtggagatcg aggacattaa tgaccacacg ccaaaattca cgcaaaattc ctttgagctg	420
caaataagtg agtctgcaca gcctggcaca cgatttatat taggatctgc ccatgatgcg	480
gatattggta gcaacacact gcagaattac caactcagtc ccagtgatca tttctcactg	540
ataaataaag agaaatcaga tggcagtaaa taccctgaga tggattttaa gacacctttg	600
gacagagaaa agcagaaatc ctaccacttg actttgactg ccttggactt tggagctcca	660
cccctaagca gcaactgcaca gatacacggt ctagtgactg atgccaatga taatgctcca	720

ES 2 534 734 B1

gtgttcagtc aagacgtata cagggtgagc ctttcagaaa acgtgtaccc ggggaccacg	780
gtgctacagg tgactgccac ggaccaggat gaggggtgtca atgccgagat tacttttctct	840
ttcagtgaag ctagccagat cacccaattt gacctgaact ctaacaccgg gaaattact	900
gttttaata cattagattt tgaagaagtc aaagaatatt ccatagtttt ggaagcaagg	960
gacggtggag gaatgattgc gcaatgcaca gtggaggtag aagtcataga tgaaaatgac	1020
aacgccccag aagtgatatt ccagtctcta cccaacctaa ttatggagga cgccgagctg	1080
ggaacacata ttgctttgct caaagtccgt gacaaggatt ccagacacaa tggagaagtg	1140
acttgtaaat tgggaaggtga tgttccattt aaaatattaa cttcttcaag aaacacgtat	1200
aaattagtga cagatgctgt tctagaccgc gagcagaatc cagagtacaa tataaccgtt	1260
acggcaacag atcggggcaa gcctcccctc tcctccagtt ccagcatcac cctgcacatt	1320
ggtgatgtaa atgacaacgc tccggttttc tcacagtctt cctatatagt ccacgtggcc	1380
gagaacaacc cgcctggagc ctctatttca caagtcaggg cttctgatcc ggacttgggg	1440
cccaacggcc aagtctctta ctgcatcatg gccagtgacc tggagcagcg ggagctgtca	1500
tcctacgtgt ccataagcgc ggagagcggg gtgggtgttcg cgcagcgcgc cttcgaccac	1560
gagcagctgc gcgccttcga actcacactg caggcccgcg accagggctc gccagcgtc	1620
agcgcgaacg tgagcctgcg cgtgttagtg gacgaccgca acgacaatgc gccacgggtg	1680
ctgtaccccg cgctgggtcc cgacggctct gcgctcttcg atatggtgcc gcacgctgca	1740
gagcctggct acttgggtgac caaggtagtg gcggtggacg cagactcagg acacaacgcc	1800
tggctgtcct accacgtgct gcaggctagc gagcccgggc tcttcagcct ggggctgcgc	1860
acgggcgaag tgcgcacagc gcgtgcctta ggcgacaggg acgccgtccg ccagcgcctt	1920
ctggtcgccg tgcgtgacgg tggacagcca ccaactctcg ccaactgccac gttgcacctg	1980
gtcttcgccg acagcttgca ggaggtgctg ccggatatca ctgaccgcc cgaccctct	2040
gacctcagg ctgagctgca gttttaccta gtgggtggcct tggccttgat ctcagtgtc	2100
ttcctcgtgg ccatgattct ggccattgcc ttgcgcctgc gacgctctc cagccccgcc	2160
tcctggagct gcttccagcc tggctctctgt gttaaataccg aatccgtggt tcccccaac	2220
tacagcgagg ggactttgcc ttattcctac aatctatgtg ttgcacatac aggaaagacg	2280
gagtttaatt tcctaaaatg tagtgagcag ttgagttcag gacaagacat actttgcggt	2340
gattcatctg gggccttatt tccactttgt aattccagtg aattgacttc ccatcagcaa	2400
gccccgccca acacggactg gcgtttctct caggcccaga gaccggcac cagcggctcc	2460

ES 2 534 734 B1

caaaatggcg	atgacaccgg	cacctggccc	aacaaccagt	ttgacacaga	gatgctgcaa	2520
gccatgatct	tggcgtccgc	cagtgaagct	gctgatggga	gctccaccct	gggagggggt	2580
gccggcacca	tgggattgag	cgcccgtac	ggaccccagt	tcaccctgca	gcacgtgccc	2640
gactaccgcc	agaatgtcta	catcccaggc	agcaatgcca	cactgaccaa	cgcagctggc	2700
aagcgggatg	gcaaggcccc	agcaggtggc	aatggcaaca	agaagaagtc	gggcaagaag	2760
gagaagaagt	aacatggagg	ccaggccaag	agccacaggg	cggcctctcc	ccaaccagcc	2820
cagcttctcc	ttacctgcac	ccaggcctca	gagtttcagg	gctaaccccc	agaatactgg	2880
taggggcaa	ggccatgctc	cccttgggaa	acagaaacaa	gtgccagtc	agcacctacc	2940
ccttcccccc	caggggggtg	aatatgcaaa	agcagttccg	ctgggaaccc	ccatccaatc	3000
aactgctgta	cccatggggg	tagtgggggt	actgtagaca	ccaagaacca	tttgccacac	3060
cccgtttagt	tacagctgaa	ctcctccatc	ttccaaatca	atcaggccca	tccatcccat	3120
gcctccctcc	tccccacccc	actccaacag	ttcctctttc	cagagtaagg	tggttgggggt	3180
gttgaagtac	caagtaacct	acaagcctcc	tagttctgaa	aagttggaag	ggcatcatga	3240
cctcttggcc	tctcctttga	ttctcaatct	tcccccaaag	catggtttgg	tgccagcccc	3300
ttcacctcct	tccagagccc	aagatcaatg	ctcaagtttt	ggaggacatg	atcaccatcc	3360
ccatggtact	gatgcttgct	ggatttaggg	agggcatttt	gctaccaagc	ctcttcccaa	3420
cgccctgggg	accagtcttc	tgttttgttt	ttcattgttt	gacgtttcca	ctgcatgcct	3480
tgacttcccc	cacctcctcc	tcaaacaaga	gactccactg	catgttccaa	gacagtatgg	3540
ggtggtgaaga	taaggaaggg	aagtgtgtgg	atgtggatgg	tgggggcatg	gacaaagctt	3600
gacacatcaa	gttatcaagg	ccttggagga	ggctctgtat	gtcctcaggg	gactgacaac	3660
atcctccaga	ttccagccat	aaaccaataa	ctaggctgga	cccttcccac	tacataatag	3720
ggctcagccc	aggcagccag	ctttgggctg	agctaacagg	accaatggat	taaactggca	3780
tttcagtcca	aggaagctcg	aagcaggttt	aggaccaggt	ccccttgaga	ggtcagaggg	3840
gcctctgtgg	gtgctgggta	ctccagaggt	gccactggtg	gaagggtcag	cggagcccca	3900
gcaggaaggg	tgggccagcc	aggccattct	tagtccctgg	gttggggagg	caggagacta	3960
gggcagggac	caaatgaaca	gaaagtctca	gcccaggatg	gggcttcttc	aacagggccc	4020
ctgccctcct	gaagcctcag	tccttcacct	tgccaggtgc	cgtttctctt	ccgtgaaggc	4080
cactgcccag	gtccccagtg	cgccccctag	tggccatagc	ctggttaaag	ttccccagtg	4140
cctccttgtg	catagacctt	cttctcccac	ccccttctgc	ccctgggtcc	ccggccatcc	4200

ES 2 534 734 B1

```

agcggggctg ccagagaacc ccagacctgc ccttacagta gtgtagcgcc ccctccctct      4260
ttcggctggt gtagaatagc cagtagtgta gtgcggtgtg cttttacgtg atggcgggtg      4320
ggcagcgggc ggcgggctcc ggcgagccgt ctgtccttga tctgcccgcg gcggccctgt      4380
ttgtgttttg tgctgtgtcc acgcgctaag gcgacccccct cccccgtact gacttctcct      4440
ataagcgctt ctcttcgcat agtcacgtag ctcccacccc accctcttcc tgtgtctcac      4500
gcaagtttta tactctaata tttatatggc tttttttcct cgacaaaaaa ataataaaac      4560
gtttcttctg aaaagctg                                     4578

```

```

<210> 33
<211> 5503
<212> DNA
<213> Homo sapiens

```

```

<400> 33
ttcatctgta cttttcaagt attcaaatag aaaaatataa acaatgtaaa taaaatagca      60
aaacaatgta atatctcata aaactgcaat ggtaaaagca tttatcctat tgaaattcca      120
caatttttat ttgaaaatat tatcgacatg taattcaagt ggcatttaga agaataattt      180
aaaagcaaca actctataga aagcttgtaa aatgattaag tagttttaaac caaataaaac      240
aatttctgag tcagtcacatc ccagtaggtc tatttttagtc tcaagataaa ttcatttctg      300
gtgacaactg aagttcttag ttatttgtta gtatatattg gagacattta caataaagct      360
tagagcacia tgggaaatga aagtatcatg ttttttttaa gaccaaagt attgcagaaa      420
tgtgagtaat ttaatccgat gctacaatct gatcattctg atctaactctg atcatttaat      480
aacactaaat aaaaccttca tctcacattc tttggctggt tcttttataa tatgggttta      540
cggataaatc aaataaattc aaaacaaagt aataagcaaa tgattttttt ttctcagtaa      600
tctagtagag tattacattt agaagtaatc tgtatctcag tgcagtaact atttaggact      660
gtaagcgccg ctgttcacct actggaagac aatgcaacc gaaaacactc agatctcaca      720
cctcacgaag acccgcatgat gccacaaact aactgctgga ctgcagcgaa acccgacccc      780
tgtttgaggg cactccaggt ttccggagga ttgtcatctc catagctgcg gcaagaaact      840
aaataagacc catttatgca cagtgaagat tctgagagga ttctgcagca aaacaacaat      900
ggccgctcca cagagtcgcc ccagacgcgg cgagctgatc ctgctgtgcg cgctgctggg      960
aacgctgtgg gaaatcggga ggggacagat tcgctactct gtgccagaag agacggacia      1020
aggctccttc gtgggtaata tctccaagga cctggggctg gacccccgga agctggcgaa      1080
gcacggagtc cgtatcgtct ccagaggtag gacgcagctc tttgctctga acccgcgag      1140

```

ES 2 534 734 B1

cggcagcttg	atcaccgcgg	gcaggataga	tcgggaggag	ctctgcgctc	agagcccgcg	1200
gtgtctgata	aatattaaca	ccctggttga	ggataaagga	aaactctttg	gggtagaaat	1260
agaaataatt	gatattaacg	ataataaccc	aaaattccag	gtcgaagatc	tagaagtaaa	1320
aattaacgaa	atcgcgggtc	ctggagcacg	ttatccactc	ccagaagctg	ttgacccgga	1380
tgtgggcgtg	aactccctcc	agagctacca	gctcagcccc	aatcaccact	tctccctgga	1440
cgtgcagact	ggagacaatg	gagccataaa	cccagagctg	gtgctggagc	gcgccctgga	1500
cagggaggaa	gaggctgctc	accacctggt	cctcacggcc	tcggatggcg	gcaagccgcc	1560
tcgctctagc	acagtgcgca	tccacgtgac	agtgttgat	acaaatgaca	atgccccggt	1620
ttttcctcac	ccgatttacc	gagtgaaagt	ccttgagaac	atgccccag	gcacgcggct	1680
gcttactgta	acagccagcg	accggatga	gggaatcaac	ggaaaagtgg	catacaaatt	1740
ccggaaaatt	aatgaaaaac	aaactccggt	attccagctt	aatgaaaata	ctggggaaat	1800
atcaatagca	aaaagtctag	attatgaaga	atgttcattt	tatgaaatgg	aaatacaagc	1860
cgaagatgtg	ggggcacttc	tggggaggac	caaattgctc	atttcggtgg	aagatgtaaa	1920
tgacaataga	ccagaagtga	tcattacgtc	tttgtttagc	ccagtgttag	aaaattctct	1980
tcccgggaca	gtaattgcct	tcttgagtgt	gcatgaccaa	gactctggaa	agaatgggtca	2040
agttgtctgt	tacacacgtg	ataatttacc	ttttaaatta	gaaaagtcaa	taggtaatta	2100
ttatagatta	gtgacaagga	aatatttggg	ccgagaaaat	gtctctatct	acaatatcac	2160
agtgatggcc	tcagatctag	gaacaccacc	tctgtccact	gaaactcaaa	tcgctctgca	2220
cgtggcagac	attaacgaca	accctcctac	tttccctcat	gcctcctact	cagcgtatat	2280
cctagagaac	aacctgagag	gagcctccat	cttttccttg	actgcacacg	accccgacag	2340
ccaggagaat	gcccaggtca	cttactctgt	gaccgaggac	acgctgcagg	gggcccct	2400
gtcctcgtat	atctccatca	actctgacac	cgggtgcctg	tatgcgctgc	aatctttcga	2460
ctatgagcag	atccgagacc	tgcagctact	ggtaacagcc	agcgacagcg	gggacccgcc	2520
cctcagcagc	aacatgtcac	tgagcctggt	cgtgctggac	cagaatgaca	acgcgcccga	2580
gatcctgtac	cccgcctcc	ccacagacgg	ttccactggc	gtggagctgg	cgccccgctc	2640
cgcagagcgt	ggctacctgg	tgaccaaggt	ggtggcgggtg	gacagagact	cgggcccagaa	2700
cgctcggctg	tcctaccgcc	tgctcaaggc	cagcgagccg	ggactcttct	cggtgggctc	2760
gcacacgggc	gaggtgcgca	cggcgcgagc	cctgctggac	agagatgcgc	tcaagcagag	2820
cctcgtggtg	gccgtccagg	accatggcca	gccccctctc	tccgccactg	tcacgctcac	2880

ES 2 534 734 B1

cgtagccgtg gctgacagca tccccgaagt cctgaccgag ttgggcagtc tgaagccttc 2940
 ggtcgacccg aacgattcga gccttacact ctatctcgtg gtggcagtggt ctgccatctc 3000
 ctgtgtcttc ctgccttttg tcgctgtgct tctggggctc aggctgaggc gctggcacia 3060
 gtcacgcctg ctccaggatt ccggtggcag attggtaggc gtgcctgcct cacatthttgt 3120
 ggggtgttgag gaggtacagg ctttcctgca gacctattcc caggaagtct ccctcaccgc 3180
 cgactcgagg aagagtcacc tgatctttcc ccagcccaac tacgcagaca tgctcatcag 3240
 tcaggagggc tgtgagaaaa atgattcttt gttaacatcc gtagatthttc atgaatataa 3300
 gaatgaagct gatcatgggtc agcaagcccc gcccaacacg gactggcggtt tctctcaggc 3360
 ccagagaccg ggcaccagcg gctcccaaaa tggcgatgac accggcacct ggccaacaa 3420
 ccagthttgac acagagatgc tgcaagccat gatcttggcg tccgccagtg aagctgctga 3480
 tgggagctcc accctgggag ggggtgccgg caccatggga ttgagcgccc gctacggacc 3540
 ccagthtcacc ctgcagcacg tgcccgacta ccgccagaat gtctacatcc caggcagcaa 3600
 tgccacactg accaacgcag ctggcaagcg ggatggcaag gccccagcag gtggcaatgg 3660
 caacaagaag aagtcgggca agaaggagaa gaagtaacat ggaggccagg ccaagagcca 3720
 cagggcgggc tctccccaac cagcccagct tctccttacc tgcaccagc cctcagagtt 3780
 tcagggctaa cccccagaat actggtaggg gcccaaggcca tgctcccctt gggaaacaga 3840
 aacaagtgcc cagtcagcac ctacccttc cccccaggg ggttgaatat gcaaaagcag 3900
 ttccgctggg aacccccatc caatcaactg ctgtacccat gggggtagtg gggttactgt 3960
 agacaccaag aaccatthtg caccaccgt ttagttacag ctgaactcct ccatcttcca 4020
 aatcaatcag gcccatccat cccatgcctc cctcctcccc accccactcc aacagthtct 4080
 cthttccgag taaggtgggt ggggtgttga agtaccaggt aacctacaag cctcctagtt 4140
 ctgaaaagtt ggaagggcat catgacctct tggcctctcc thttgattctc aatcttcccc 4200
 caaagcatgg thttggtgcca gcccttcac ctcttccag agcccaagat caatgctcaa 4260
 gthtttgagg acatgatcac catccccatg gtactgatgc ttgctggatt tagggagggc 4320
 atthttgctac caagcctctt cccaacgccc tggggaccag tcttctgtht thttthtcat 4380
 thtttgacgt thtccactgca tgccttgact tccccacct cctcctcaa caagagactc 4440
 cactgcatgt tccaagacag tatgggggtg taagataagg aagggagtg thttggtgtg 4500
 gatggtgggg gcatggacia agcttgacac atcaagtht caaggccttg gaggagctc 4560
 thttatgtcct caggggactg acaacatcct ccagatthca gccataaacc aataactagg 4620

ES 2 534 734 B1

ctggaccctt cccactacat aatagggctc agcccaggca gccagctttg ggctgagcta	4680
acaggaccaa tggattaaac tggcatttca gtccaaggaa gctcgaagca ggtttaggac	4740
caggtcccct tgagaggtca gaggggcctc tgtgggtgct ggggtactcca gaggtgccac	4800
tggtggaagg gtcagcggag ccccagcagg aagggtgggc cagccaggcc attcttagtc	4860
cctgggttgg ggaggcaggg agctagggca gggaccaaat gaacagaaag tctcagccca	4920
ggatggggct tcttcaacag ggcccctgcc ctctgaagc ctcagtcctt caccttgcca	4980
ggtgccgttt ctcttccgtg aaggccactg cccaggctcc cagtgcgccc cctagtggcc	5040
atagcctggg taaagttccc cagtgcctcc ttgtgcatag accttcttct cccaccccct	5100
tctgcccctg ggtccccggc catccagcgg ggctgccaga gaaccccaga cctgccctta	5160
cagtagtgta gcgccccctc cctctttcgg ctgggtgtaga atagccagta gtgtagtgcg	5220
gtgtgctttt acgtgatggc gggtgggcag cgggcggcgg gctccgcgca gccgtctgtc	5280
cttgatctgc ccgcggcggc ccgtgttgtg ttttgtgctg tgtccacgcg ctaaggcgac	5340
cccctcccc gtactgactt ctctataag cgcttctctt cgcatagtca cgtagctccc	5400
acccacccct ctctctgtgt ctcacgcaag ttttatactc taatatttat atggcttttt	5460
ttcttcgaca aaaaaataat aaaacgtttc ttctgaaaag ctg	5503

<210> 34
 <211> 4578
 <212> DNA
 <213> Homo sapiens

<400> 34 atggggagcg gcgcccggga gctgggcccgg gctgagaggc tgccagtgct ctttctcttc	60
ctgctgtctt tgttctgccc ggcgctctgt gagcagatcc gctacaggat tcccaggaa	120
atgcccaagg gctccgtagt ggggaacctc gccacggacc tggggttcag cgtccaggag	180
ttaccgactc gaaaactgcg cgtcagttcg gagaagcctt acttcaccgt gagcgcagag	240
agcggggagt tgcttgtgag cagcaggcta gacagggagg agatatgcgg gaagaagcca	300
gcttgtgctc tggaatttga ggctgttgcg gaaaatccac tgaactttta tcacgtgaat	360
gtggagatcg aggacattaa tgaccacacg ccaaaattca cgcaaaattc ctttgagctg	420
caaataagtg agtctgcaca gcctggcaca agatttatac tagaagtagc agaagatgca	480
gatattggct taaactctct gcagaagtat aaactctctc ttaacccaag tttctcatta	540
ataattaagg agaaacagga tggtagtaaa taccgggaac tggcactgga gaaaacctta	600

ES 2 534 734 B1

gaccgggaac aacagagtta ccatcgttta gtcctgactg ccttggacgg tggacatcca	660
cccctaagcg gcaccactga gctccggatc caggtaaccg acgccaatga taatcccccg	720
gtattcaacc gagacgtgta cagagtcagc cttcgggaaa acgtgccacc aggcaccact	780
gtgttgcaag tgtcagccac tgaccaagac gagggcatca actcagaaat tacttattcc	840
ttctacagaa ccgggcaaat ctttagtctg aattcaaaga gcggagaaat taccactcaa	900
aagaaactgg attttgaaga gaccaaggaa tattcaatgg ttgtagaagg gagggatggt	960
ggtggactgg ttgcacaatg tacagttgaa attaatattc aagatgaaaa tgacaatagc	1020
ccagaagtta cattccattc tctacttgaa atgattctgg aaaacgcggt gcctggaaca	1080
ctaattgctt tgatcaaaaat acatgaccaa gattctgggg aaaatgggga ggttaattgt	1140
caattacaag gcgaagtccc ttttaagatt atctcttcat ccaaaaattc gtataagttg	1200
gtaacagatg gaaccctaga ccgagagcaa accccggagt acaatgtcac catcacagcc	1260
acagacaggg gcaagccgcc cctctcctcc agcataagcg tcatcctaca tatcagagac	1320
gtcaacgata acgctccggt tttccaccag gcgtcctact tagtcagtgt acccgaaaac	1380
aaccctctg gggcctccat cgcgcaagtc tgcgcctcgg acctggactt ggggttgaac	1440
ggccaagtct cctactctat catggccagc gacctagagc ctctggcact ggctcttac	1500
gtgtccatga gcgcgcaaag tggggtggtg ttcgcgagc gcgcctttga ctacgagcag	1560
ctgcgcacct tcgaactcac actacaggcc cgcgaccagg gctcgcctgc gctcagcgca	1620
aacgtgagcc tgcgcggtgt ggtgggagc cgaaacgaca acgcaccgcg ggtgctgtac	1680
cccgcgctgg gtcccagcgg ctctgcgctc ttcgatatgg tgccgcgagc tgcagagccc	1740
ggctacctgg tgaccaaggt agtggccgtg gacgcagact caggacacaa cgctggctg	1800
tcctaccacg tgctgcaggc tagcgagccc gggctcttca gcctggggct gcgcacagga	1860
gaggtgcgca cagcgcgtgc cttgggagc agggacgcgg cccgccagcg cctgctggtt	1920
gctgtgcgtg atggtggaca gccgccactc tccgccaccg ccacgctgca cttggtcttt	1980
gctgacagct tgcaggaggt gctgccggat atcactgacc gcctgtacc ctctgacccc	2040
caggctgagc tgcagtttta cctagtgggt gccttggcct tgatctcagt gctcttctc	2100
ctggccgtga ttctggccgt tgccttgcgc ctgagcagct cctccagccc tgccgctgg	2160
agctgcttcc aacctggtct ctgtgtcaag tctggacctg tggttcccc caactacagt	2220
caggggactt tgccttattc ctacaaccta tgtgttgac atacaggaaa gacggagttt	2280
aatttcctaa aatgtagtga gcaattgagt tcaggacaag acatactttg tggtgattca	2340

ES 2 534 734 B1

tctggggcct tatttccact ttgtaattcc agcgagtcga cttcccatcc tgagttgcaa	2400
gccccgcca acacggactg gcgtttctct caggcccaga gacccggcac cagcggctcc	2460
caaaatggcg atgacaccgg cacctggccc aacaaccagt ttgacacaga gatgctgcaa	2520
gcatgatct tggcgtccgc cagtgaagct gctgatggga gctccaccct gggagggggt	2580
gccggcacca tgggattgag cgcccgtac ggaccccagt tcaccctgca gcacgtgccc	2640
gactaccgcc agaatgtcta catcccaggc agcaatgcca cactgaccaa cgcagctggc	2700
aagcgggatg gcaaggcccc agcaggtggc aatggcaaca agaagaagtc gggcaagaag	2760
gagaagaagt aacatggagg ccaggccaag agccacaggg cggcctctcc ccaaccagcc	2820
cagcttctcc ttacctgcac ccaggcctca gagtttcagg gctaaccccc agaatactgg	2880
taggggcaa ggccatgctc cccttgggaa acagaaaca gtgccagtc agcacctacc	2940
ccttcccccc caggggggtg aatatgcaaa agcagttccg ctgggaacct ccatccaatc	3000
aactgctgta cccatggggg tagtgggggt actgtagaca ccaagaacca tttgccacac	3060
cccgtttagt tacagctgaa ctctccatc ttccaaatca atcaggccca tccatcccat	3120
gcctccctcc tccccacccc actccaacag ttctctttc ccgagtaagg tggttggggt	3180
gttgaagtac caagtaacct acaagcctcc tagttctgaa aagttggaag ggcatcatga	3240
cctcttggcc tctcctttga ttctcaatct tccccaaag catggtttgg tgccagcccc	3300
ttcacctect tccagagccc aagatcaatg ctcaagtttt ggaggacatg atcaccatcc	3360
ccatggtact gatgcttgct ggatttaggg agggcatttt gctaccaagc ctcttcccaa	3420
cgccctgggg accagtcttc tgttttgttt ttcatgttt gacgtttcca ctgcatgcct	3480
tgacttcccc cacctcctcc tcaaacaaga gactccactg catgttccaa gacagtatgg	3540
ggtggtgaaga taaggaaggg aagtgtgtgg atgtggatgg tgggggcatg gacaaagctt	3600
gacacatcaa gttatcaagg ccttgaggga ggctctgtat gtcctcaggg gactgacaac	3660
atcctccaga ttccagccat aaaccaataa ctaggctgga cccttcccac tacataatag	3720
ggctcagccc aggcagccag ctttgggctg agctaacagg accaatggat taaactggca	3780
tttcagtcca aggaagctcg aagcaggttt aggaccaggt ccccttgaga ggtcagaggg	3840
gcctctgtgg gtgctgggta ctccagaggt gccactggtg gaagggtcag cggagcccca	3900
gcaggaaggg tgggccagcc aggccattct tagtccctgg gttggggagg caggagctta	3960
gggcagggac caaatgaaca gaaagtctca gcccaggatg gggcttcttc aacagggccc	4020
ctgccctcct gaagcctcag tccttcacct tgccaggtgc cgtttctctt ccgtgaaggc	4080

ES 2 534 734 B1

cactgccag gtccccagtg cgccccctag tggccatagc ctggttaaag ttccccagtg	4140
cctccttggt catagacctt cttctccac ccccttctgc ccctgggtcc cgggcatcc	4200
agcggggctg ccagagaacc ccagacctgc ccttacagta gtgtagcgcc ccctccctct	4260
ttcggctggt gtagaatagc cagtagtgta gtgcggtgtg cttttacgtg atggcgggtg	4320
ggcagcgggc ggcgggctcc gcgcagccgt ctgtccttga tctgcccgcg gcggcccgtg	4380
ttgtgttttg tgctgtgtcc acgcgctaag gcgaccccct cccccgtact gacttctcct	4440
ataagcgctt ctcttcgcat agtcacgtag ctcccacccc accctcttcc tgtgtctcac	4500
gcaagtttta tactctaata tttatatggc tttttttctt cgacaaaaaa ataataaaac	4560
gtttcttctg aaaagctg	4578

<210> 35
 <211> 4605
 <212> DNA
 <213> Homo sapiens

<400> 35 atggcagctc caaccaaagt ccagctccgc ggaagattag tcctgctatg ctcgctcctg	60
gggatgctat gggaggccag ggccagtcag attcgctact cagtgcctga agagacagaa	120
aagggctata ttgtgggcaa catctccaag gacctggctc tggagccccg ggagctggcg	180
gagcgccgag tccgcatcgt ctctagaggt aggacgcagc ttttctctct gaaccgcgc	240
agcggcacct tggtcaccgc gggtaggata gaccgggagg agctctgtgc tcagagcccc	300
cggtgtctgg tgaactttaa agtcctgggt gaagacagag tgaaactgta cggaatagaa	360
atagaagtaa ctgatattaa cgacagcgcc ccaaagttcc aggccgaaag tctggaagta	420
aaaattaacg aaatcgcggt tcctggagca cgttatccac ttccagaagc tattgatccg	480
gatgttggcg tgaactccct ccagagctac cagctcagcc ccaatcacca cttctccctg	540
aacgtgcaga ctggagacaa tggagccata aaccagagc tgggtgctgga gcgcgcctg	600
gacagggagg aggcaactgc ccaccacctg gtcctcacgg cctcggatgg cggcgagccg	660
cgtcgctcca gcacagtgcg catccatgtg acagtgttgg atacaaatga taatgccccg	720
gtttttgctc aacggattta ccgagttaaa gtccttgaga acgtgcccc aggcacctgg	780
ctgcttactg caacagccag cgacctggat gagggaatca acggaaaagt ggcatacaaa	840
ttctggaaaa ttaatgaaaa acaatctctg ctattccagc ttaatgaaaa tactggggaa	900
atatcaacag caaaaagtct agattatgaa gaatgttcat tttatgaaat gaaatacaa	960
gctgaagatg gtgggggatt gaaaggtgg acaaaagtgc tcatttcggt ggaagatgta	1020

ES 2 534 734 B1

aatgacaata gacctgaagt gaccattaca tctctgttta gcccagtgag agaagacgca	1080
cctcagggaa cagtaattct tcttttcaat gctcatgacc gagactccgg gaagaatggt	1140
caagttgtct gttctatcca ggagaatcta tcttttacat tagaaaattc agaagaagat	1200
tattacagat tgttgacggc ccaaattctt gaccgagaaa aagcctcaga atataatatic	1260
acggtgactg caacagacag aggaactccg cccctgtcca cagaaattca catcacctg	1320
caagtgactg acatcaatga taatccacct gctttctctc aagcctccta ctcagtctac	1380
ctccccgaaa acaacgccag aggtacttcc atcttctccg tgattgccta tgaccctgat	1440
agcaatgaga attctagagt tatttactcc ttggcagagg ataccatcca agggctctct	1500
ctctccacct atgtctctat taactcagac actggtgtgc tgtatgctct gtgctccttt	1560
gactatgagc agtttagaga tttgcaaatg caggtgacgg caagtgacag tggagccca	1620
ccacttagca gcaatgtgtc attgagactg tttgttttgg accagaatga caatgccccca	1680
gaaatcctgt accctgccct cccactgat ggttctactg gtgtggagct ggcacccgc	1740
tctgcagagc ctggctacct ggtgaccaag gtgggtggcag tggacagaga ctcaggccag	1800
aatgcttggc tctcctaccg cctattcaag gccagtgagc cagggctctt ctcggtgggg	1860
ctgcacacag gtgaagtgcg cacagctcgg gccctgctag atagagatgc gctcaaacag	1920
agccttgtgg tggctgtaca ggacctggc cagccccctc tctcggccac tgtcacgctc	1980
acagtagcca tagctgacag catcccagac atcctggctg acctgggcag tcttcagatc	2040
cctgcagacc tggaggcctc agaccttacc ctctacctcg ttgtggctgt ggcagtcgtc	2100
tcctgtgtct tcctcacctt cgttatcacg ctgctggccc tcaggctgag gcaactggcac	2160
tcctcgcac tcgctgcgggc taccagtgat gggttggctg gtgtgcccac ctcacacttt	2220
gtgggtgtag atggggttcg agctttccta cagacctatt ctcaggagtt ctccctcacc	2280
gctgactcaa ggaagagtca cctgatcttc cccagccca actatgcaga cacactcatc	2340
agccagcaga gctgtgagaa aatgagcct ttgtgctct ctggttattc caagtttct	2400
atagaagaca cccctttggg tccgcaagcc ccgccaaca cggactggcg tttctctcag	2460
gcccagagac ccggcaccag cggctcccaa aatggcgatg acaccggcac ctggcccaac	2520
aaccagtttg acacagagat gctgcaagcc atgatcttgg cgtccgccag tgaagctgct	2580
gatgggagct ccaccctggg aggggggtgcc ggcacatgg gattgagcgc ccgctacgga	2640
cccagttca ccctgcagca cgtgcccagc taccgccaga atgtctacat cccaggcagc	2700
aatgccacac tgaccaacgc agctggcaag cgggatggca aggccccagc aggtggcaat	2760

ES 2 534 734 B1

ggcaacaaga	agaagtcggg	caagaaggag	aagaagtaac	atggaggcca	ggccaagagc	2820
cacagggcgg	cctctcccca	accagcccag	cttctcctta	cctgcacca	ggcctcagag	2880
tttcagggct	aacccccaga	atactggtag	gggccaaggc	catgctcccc	ttgggaaca	2940
gaaacaagtg	cccagtcagc	acctaccctt	tcccccccag	ggggttgaat	atgcaaaagc	3000
agttccgctg	ggaaccccc	tccaatcaac	tgctgtacc	atgggggtag	tggggttact	3060
gtagacacca	agaaccattt	gccacacccc	gtttagttac	agctgaactc	ctccatcttc	3120
caaatcaatc	aggcccatcc	atcccatgcc	tccctcctcc	ccaccccact	ccaacagttc	3180
ctctttccc	agtaagggtg	ttgggggtgt	gaagtaccaa	gtaacctaca	agcctcctag	3240
ttctgaaaag	ttggaagggc	atcatgacct	cttggcctct	cctttgattc	tcaatcttcc	3300
cccaaagcat	ggtttggtgc	cagccccttc	acctccttcc	agagcccaag	atcaatgctc	3360
aagttttgga	ggacatgatc	accatcccca	tggtactgat	gcttgctgga	tttagggagg	3420
gcattttgct	accaagcctc	ttcccaacgc	cctggggacc	agtcttctgt	tttgtttttc	3480
attgtttgac	gtttccactg	catgccttga	cttccccac	ctcctcctca	aacaagagac	3540
tccactgcat	gttccaagac	agtatggggt	ggtaagataa	ggaaggggaag	tgtgtggatg	3600
tggatggtgg	gggcatggac	aaagcttgac	acatcaagtt	atcaaggcct	tggaggaggc	3660
tctgtatgtc	ctcaggggac	tgacaacatc	ctccagattc	cagccataaa	ccaataacta	3720
ggctggacc	ttcccactac	ataatagggc	tcagcccagg	cagccagctt	tgggctgagc	3780
taacaggacc	aatggattaa	actggcattt	cagtccaagg	aagctcgaag	caggtttagg	3840
accaggtccc	cttgagaggt	cagagggggc	tctgtgggtg	ctgggtactc	cagaggtgcc	3900
actggtgga	gggtcagcgg	agccccagca	ggaaggggtg	gccagccagg	ccattcttag	3960
tccctgggtt	ggggaggcag	ggagctaggg	cagggaccaa	atgaacagaa	agtctcagcc	4020
caggatgggg	cttcttcaac	agggccctg	ccctcctgaa	gcctcagtcc	ttcaccttgc	4080
caggtgccgt	ttctcttccg	tgaaggccac	tgcccaggtc	cccagtgcgc	cccctagtgg	4140
ccatagcctg	gttaaagttc	cccagtgcct	ccttgtgcat	agaccttctt	ctcccacccc	4200
cttctgcccc	tgggtccccg	gccatccagc	ggggctgcca	gagaaccca	gacctgcctt	4260
tacagtagtg	tagcgcccc	tcctctttc	ggctggtgta	gaatagccag	tagtgtagtg	4320
cggtgtgctt	ttacgtgatg	gcgggtgggc	agcgggcggc	gggctccgcg	cagccgtctg	4380
tccttgatct	gcccgcggcg	gcccgtggtg	tgttttgtgc	tgtgtccacg	cgctaaggcg	4440
accccctccc	ccgtactgac	ttctcctata	agcgccttct	ttcgcatagt	cacgtagctc	4500

ES 2 534 734 B1

ccaccccacc ctcttctctgt gtctcagca agttttatac tctaataattt atatggcttt 4560
 ttttcttcga caaaaaaata ataaaacggt tcttctgaaa agctg 4605

<210> 36
 <211> 4599
 <212> DNA
 <213> Homo sapiens

<400> 36
 atgggagggg gctgcgcgca gaggcgccgg gccggcccgc ggcaggtgct atttcctttg 60
 ctgctgcctt tgttctaccc caccctgagt gagccgatcc gctactcgat tccggaggag 120
 ctggccaagg gctcgggtgg ggggaacctc gctaaggatc tagggctcag tgtcctggat 180
 gtgtcggctc gcaagctgcg agtgagcgcg gagaagctgc acttcagcgt agacgcggag 240
 agcggggact tacttgtgaa gaaccgaata gaccgtgagc aaatatgcaa agagagaaga 300
 agatgtgagt tgcaattgga agctgtggtg gaaaatcctt taaatatttt tcatgtcatt 360
 gtggtgattg aggatgttaa tgaccacgcc cctcaatttg ataaaaagga aatacattta 420
 gaaattttcg aatctgcatc cgctggtaca cgactatcgc ttgaccctgc cacggatcct 480
 gatataaaca taaactcaat taaagattat aagataaact ctaatcetta tttttcatta 540
 atggttagag ttaattccga tgggtggcaaa taccagagt tatctctgga gaaactccta 600
 gaccggaag aacagagatc tcatagcttg atattgactg ccttggacgg aggggacca 660
 ccaagaagtg ccaccgctca catagaaatt tctgtcaagg ataccaatga taaccccccg 720
 gttttcagca gagacgaata tagaattagt cttagtgaaa atctgcccc tgggtcccct 780
 gtggtgcaag tgacagccac tgaccaggat gagggggtca atgctgagat aaactactac 840
 ttccgaagca ctgcccagag cacaaaacat atgttctcat tggatgagaa aacaggatg 900
 attaagaata accagtcatt tgattttgaa gatgtagaaa ggtacacat ggaagtggaa 960
 gcgaaggacg gaggtggtct ctctaccag tgtaaagtaa tcatagaaat ccttgatgaa 1020
 aacgacaaca gccagaaat aatcatcact tctctctctg atcagatttt ggagaattca 1080
 cctccaggaa tggttggtgc cctcttcaaa acacgggatc tggatttcgg aggaaatgga 1140
 gaagtcaggt gtaatataga aacagacatt ccattcaaga tttattcttc ttccaataac 1200
 tactacaaac tggtgacaga tggagccctg gaccgagagc agacaccaga atacaatgtc 1260
 accatcgtag cactgacag gggcaagccg cctctttctt ccagtagaag catcaccttg 1320
 tatgtcgtg acatcaacga caacgcccc gttttcgacc agacgtccta cgtggtccac 1380

ES 2 534 734 B1

gtggccgaga acaacccgcc aggagcctcc attgcgcaag tgagcgcctc tgacccggat	1440
ttggggctca atggccacat ctctactct atagtggcga gtgacctaga gccctggcg	1500
gtgtcgtcat acgtgtcagt gagcgcgcag agcggggtgg tgttcgcgca gcgcgccttt	1560
gatcacgagc agctgcgcgc cttcgcgcctc acgctgcagg cccgcgacca cgctcgcgcc	1620
acgctcagcg ccaacgtgag cctgcgcgctg ttggtgggag accgcaatga caacgcaccg	1680
cgggtgctgt acccagctct gggtcctgac ggctccgcgt tcttcgatat ggtacctcgc	1740
tctgcagagc ccggctacct agtgactaag gtggtagcgg tggacgccga ctcgggacac	1800
aacgcctggc tgtcctacca cgtgctgcag gccagtgagc ccggactctt cagcctgggg	1860
ctgcgcactg gggaggtgcg cacggctcga gccttaggcg acagggacgc agcccgccag	1920
cgcttgcctg tcgctgtgcg tgacgggtga cagccgccac tctctgccac cgccagctt	1980
catctggtct tcgcagacaa cttgcaagag atactgccag acctcagcga ccgcctgta	2040
ctctctgacc cccaggctga actgcagttt tacctggtgg tggccttggc cttaatctca	2100
gtgctcttcc tcctcgccgt gattctggcc attgccttgc gcctgcgacg ctctctcagc	2160
cctgctactt gggactgctt ccatcctggt ctctgtgtca agtctggacc ttagattccc	2220
cccaactaca gtgaggggac ttgacctat tcttataatc tgtgcattgc acatacgggt	2280
acaaaagagt ttaatttctt aaaatgcagt gtgccctac attccaatga agacatggtt	2340
tgcagtgttt ctctgggagc ctttaattcca cctcatggtg gggaggattt gacttcacat	2400
cctgagactc tgacttcgca agccccgcc aacacggact ggcgtttctc tcaggcccag	2460
agaccggca ccagcggctc ccaaaatggc gatgacaccg gcacctggcc caacaaccag	2520
tttgacacag agatgctgca agccatgatc ttggcgtccg ccagtgaagc tgctgatggg	2580
agctccacc tgggaggggg tgccggcacc atgggattga gcgcccgcta cggaccccag	2640
ttcaccctgc agcacgtgcc cgactaccgc cagaatgtct acatcccagg cagcaatgcc	2700
acactgacca acgcagctgg caagcgggat ggcaaggccc cagcaggtgg caatggcaac	2760
aagaagaagt cgggcaagaa ggagaagaag taacatggag gccaggccaa gagccacagg	2820
gcggcctctc cccaaccagc ccagcttctc cttacctgca cccaggcctc agagtttcag	2880
ggctaacccc cagaatactg gtaggggcca aggccatgct ccccttggga aacagaaaca	2940
agtgccagt cagcacctac cccttcccc ccagggggtt gaatatgcaa aagcagttcc	3000
gctgggaacc cccatccaat caactgctgt acccatgggg gtagtggggg tactgtagac	3060
accaagaacc atttgccaca ccccgtttag ttacagctga actcctccat cttccaatc	3120

ES 2 534 734 B1

```

aatcaggccc atccatccca tgcctccctc ctccccaccc cactccaaca gttcctcttt      3180
cccgagtaag gtgggtgggg tgttgaagta ccaagtaacc tacaagcctc ctagttctga      3240
aaagtggaa gggcatcatg acctcttggc ctctcctttg attctcaatc ttccccaaa      3300
gcatggtttg gtgccagccc cttcacctcc ttccagagcc caagatcaat gctcaagttt      3360
tggaggacat gatcaccatc cccatggtac tgatgcttgc tggatttagg gagggcattt      3420
tgctaccaag cctcttccca acgccctggg gaccagtctt ctgttttggt tttcattggt      3480
tgacgtttcc actgcatgcc ttgacttccc ccacctcctc ctcaaacaag agactccact      3540
gcatgttcca agacagtatg gggtggttaag ataaggaagg gaagtgtgtg gatgtggatg      3600
gtgggggcat ggacaaagct tgacacatca agttatcaag gccttggagg aggctctgta      3660
tgtcctcagg ggactgacaa catcctccag attccagcca taaaccaata actaggctgg      3720
acccttccca ctacataata gggctcagcc caggcagcca gctttgggct gagctaacag      3780
gaccaatgga ttaaactggc atttcagtcc aaggaagctc gaagcagggt taggaccagg      3840
tccccttgag aggtcagagg ggctctgtg ggtgctgggt actccagagg tgccactggt      3900
ggaagggca gcggagcccc agcaggaagg gtgggccagc caggccattc ttagtccttg      3960
ggttggggag gcagggagct agggcagga ccaaatgaac agaaagtctc agcccaggat      4020
ggggcttctt caacagggcc cctgccctcc tgaagcctca gtccttcacc ttgccaggtg      4080
ccgtttctct tccgtgaagg ccaactgccca ggtccccagt gcgcccccta gtggccatag      4140
cctggttaaa gttccccagt gcctccttgt gcatagacct tcttctccca cccccttctg      4200
cccctgggtc cccggccatc cagcggggct gccagagaac cccagacctg cccttacagt      4260
agtgtagcgc cccctccctc tttcggctgg tgtagaatag ccagtagtgt agtgcggtgt      4320
gcttttacgt gatggcgggt gggcagcggg cggcgggctc cgcgcagccg tctgtccttg      4380
atctgcccgc ggcggcccgt gttgtgtttt gtgctgtgtc cacgcgctaa ggcgaccccc      4440
tccccgtac tgacttctcc tataagcgct tctcttcgca tagtcacgta gctcccaccc      4500
caccctcttc ctgtgtctca cgcaagtttt atactctaata atttatatgg ctttttttct      4560
tcgacaaaaa aataataaaa cgtttcttct gaaaagctg                                4599

```

```

<210> 37
<211> 4617
<212> DNA
<213> Homo sapiens

```

```

<400> 37
atggccgctc aaaggaatcg ctcaaaggaa tcaaaggatt gcagcgggct ggtcctgctc      60

```

ES 2 534 734 B1

tgccttttct tcgggattcc atgggaggct ggagcccggc agatctccta ctcaattcct	120
gaggaattag agaaaggctc tttcgtgggc aacatctcca aggacttggg tctggcgccc	180
cgggagctgg cggagcgcgg agtccgcata gtctccagag gtaggacgca gcttttctct	240
ctgaaccgcg gcagcggcag cttgatcacc gcgggcagga tagaccggga ggagctctgc	300
gctcagagcg cgcggtgcgt ggtgagtttt aatatccttg tggaagacag ggtgaaactt	360
tttgggatag aaatagaagt aactgatatc aatgacaatg ctccaaaatt ccaagcagaa	420
aatctagacg taaaaattaa tgaaaatgtc gctgcgggaa tgcgttttcc tctcccggaa	480
gctattgatc cggatgtggg cgtgaactcc ctgcagagct atcagctcag cccaataag	540
cacttctccc taagagttca gagccgtgcc aatggcgtca agtacccgga gctggtactg	600
gagcactccc tagatcgcga ggaagaggcc attcaccacc tggctcctcac cgctccgac	660
gggggtgacc ctctccgata tggcactgtc cttgtcagtg tgactgtctt cgatgcaaat	720
gacaacgcgc cggctctcac cttgccagaa taccgagtga gtgttctctga gaatttgcct	780
gtgggcactc agctgctgac agtcacagcc accgacaggg acgaagggtgc caatggagaa	840
gtgacatatt cattccgaaa attacctgac acgcaattgt tgaagttcca actaaacaaa	900
tatactggag aaataaaaaat atcagaaaaat ctagattatg aagaaaccgg tttctatgaa	960
atagaaatac aagcagaaga tggaggagca tatcttgcaa ctgcaaaagt gttgattaca	1020
gtagaagatg taaatgacaa cagtccagag ctgaccatca cgtctctatt tagtccagtg	1080
actgaagatt cacctctggg aacagtcgta gcccttttaa atgtgcatga tttagactct	1140
gagcagaatg gacaggtaac ctgttccatt ttggcgtatc taccatttaa attagaaaag	1200
tccattgaca gttattacag attggtgata cacagagccc ttgacagggga acaggtatcc	1260
tcttacaata tcacagtgac agccacagat gggggaagtc ctctctatc aacggaagct	1320
cactttatgc tacaagtggc agatatcaat gacaaccac ctaccttctc tcaagtctcc	1380
tactttacct atatcccaga gaacaacgcc aggggtgcct ccatcttctc agtgacagcg	1440
ctggaccggg acagcaaaga gaatgccagc attatttact ccctggctga agacaccatc	1500
cagggggtac ctctgtcctc atacatatcc atcaactcag aactggcgt cctgtatgca	1560
ctcagatcct tcgactatga gcagtttcat gagctacaga tgcaggtgac agccagcgac	1620
agcggggatc ctccactcag cagcaacgtg tcgttgagcc tgtttgtgct ggaccagaac	1680
gacaatgcgc ccgagatcct gtaccccgcc ctccccacag acggttccac aggcgtggag	1740
ctggcgcccc gctccgcaga gcccggtac ctggtgacca aggtggtggc ggtggacaga	1800

ES 2 534 734 B1

gactccggcc agaacgcctg gctgtcctac cgtctgctca aggccagcga gccgggactc	1860
ttcgcggtgg gggagcacac gggcgaggtg cgcacggcgc gagccctgct ggacagagac	1920
gcgctcaagc aaagcctcgt agtggccgtc caggaccacg gccagccccc tctctccgcc	1980
actgtcacgc tcaccgtggc cgtggccgac agcatccccc aagtccctggc ggacctcggc	2040
agcttcgagt ctccagctaa ctctgaaacc tcagacctca ctctgtacct ggtggtagcg	2100
gtggccgchg tctcctgcgt cttcctggcc ttcgtcatcg tgctgctggc gcacaggctg	2160
cggcgctggc acaagtcacg cctgctgcag gcttcaggag gcggcttgac aggtgtgtcc	2220
ggctcgcact ttgtgggchg ggacgggggt cgggctttcc tgcagacctt ttcccacgag	2280
gtctctctca ccgcggactc gcgaaagagt cacctgatct tccccagcc caattatgcg	2340
gacacgctca tcagccagga gagctgtgag aaaaacgac ctttgtcttt gttagatgat	2400
tcgaagtffc ctatagagga taccaccattg gttccacaag ccccgcccaa cacggactgg	2460
cgtttctctc aggcccagag acccggcacc agcggctccc aaaatggcga tgacaccggc	2520
acctggccca acaaccagtt tgacacagag atgctgcaag ccatgatctt ggcgtccgcc	2580
agtgaagctg ctgatgggag ctccaccctg ggaggggggt cgggcacccat gggattgagc	2640
gcccgctacg gaccccagtt cacctgcag cacgtgcccg actaccgcca gaatgtctac	2700
atcccaggca gcaatgccac actgaccaac gcagctggca agcgggatgg caaggcccca	2760
gcaggtggca atggcaacaa gaagaagtcg ggcaagaagg agaagaagta acatggaggc	2820
caggccaaga gccacagggc ggcctctccc caaccagccc agcttctcct tacctgcacc	2880
caggcctcag agtttcaggg ctaaccccc aataactggt aggggccaag gccatgctcc	2940
ccttgggaaa cagaaacaag tgcccagtca gcacctacc cttccccccc agggggttga	3000
atatgcaaaa gcagttccgc tgggaacccc catccaatca actgctgtac ccatgggggt	3060
agtggggtta ctgtagacac caagaacccat ttgccacacc ccgtttagtt acagctgaac	3120
tcctccatct tccaaatcaa tcaggcccat ccatcccatg cctccctcct cccacccca	3180
ctccaacagt tcctctttcc cgagtaaggt ggttgggggt ttgaagtacc aagtaacctt	3240
caagcctcct agttctgaaa agttggaagg gcatcatgac ctcttggcct ctctttgat	3300
tctcaatctt cccccaagc atggtttggg gccagcccct tcacctcctt ccagagccca	3360
agatcaatgc tcaagttttg gaggacatga tcaccatccc catgggtactg atgcttgctg	3420
gatttaggga gggcattttg ctaccaagcc tcttcccaac gccctgggga ccagtcttct	3480
gttttgttt tcattgtttg acgtttccac tgcatgcctt gacttcccc acctcctcct	3540

ES 2 534 734 B1

caaacaagag actccactgc atgttccaag acagtatggg gtggtaagat aaggaagggg	3600
agtgtgtgga tgtggatggt gggggcatgg acaaagcttg acacatcaag ttatcaaggc	3660
cttggaggag gctctgtatg tcctcagggg actgacaaca tcctccagat tccagccata	3720
aaccaataac taggctggac ccttcccact acataatagg gctcagccca ggcagccagc	3780
tttgggctga gctaacagga ccaatggatt aaactggcat ttcagtcca ggaagctcga	3840
agcaggttta ggaccaggtc cccttgagag gtcagagggg cctctgtggg tgctgggtac	3900
tccagaggtg cactgggtgg aagggtcagc ggagccccag caggaagggt gggccagcca	3960
ggccattctt agtccctggg ttggggaggc agggagctag ggcagggacc aatgaacag	4020
aaagtctcag cccaggatgg ggcttcttca acagggcccc tgcctctctg aagcctcagt	4080
ccttcacctt gccaggtgcc gtttctcttc cgtgaaggcc actgcccagg tccccagtgc	4140
gccccctagt ggccatagcc tggttaaagt tccccagtgc ctcttctgtc atagaccttc	4200
ttctcccacc cccttctgcc cctgggtccc cggccatcca gcggggctgc cagagaacct	4260
cagacctgcc cttacagtag tgtagcgccc cctccctctt tcggctgggtg tagaatagcc	4320
agtagttag tgcggtgtgc ttttacgtga tggcgggtgg gcagcgggcg gcgggctccg	4380
cgcagccgtc tgtccttgat ctgcccgcgg cggcccgtgt tgtgttttgt gctgtgtcca	4440
cgcgctaagg cgacccccct ccccgactg acttctccta taagcgcttc tcttcgcata	4500
gtcacgtagc tcccacccca ccctcttctt gtgtctcacg caagttttat actctaatat	4560
ttatatggct ttttttcttc gacaaaaaaaa taataaaacg tttcttctga aaagctg	4617

<210> 38
 <211> 4872
 <212> DNA
 <213> Homo sapiens

<400> 38 agaatgggct ctaggcgccg ctgctcacca atcagggaat ggggaagctgc gcgccattga	60
gtccctccct cccccgcctc taccacacaa agcggaatga gatggatact cacagatcct	120
gacactggag acttagaagt attttcttc gctttctgat atattttgga ttagtgcggc	180
ctaggacttc atagatacat aagccgattc acaaccaacc agctcgagaa accgcggaat	240
atcggcttag agcctgccat ggcgaatcgg ctacagcgcg gggaccgcag tcggctgctg	300
ctgctgctgt gcattttcct ggggacgctg cgggggttcc gggccaggca gatccgatat	360
tcggtgccag aagagaccga aaagggtccc ttcgtgggca atatctcca ggacctggg	420

ES 2 534 734 B1

ctggagcccc gggagctggc gaagcgcgga gtccgcatcg tctccagagg gaagacacag	480
cttttcgctg tgaatccgcy aagcggcagc ttgatcacgg caggcaggat agaccgggag	540
gagctctgtg agacgggtgtc ctctgtttt ttaaatatgg aacttctcgt ggaagacacc	600
ttgaagattt acggagtgga ggtggaata atagatatta atgataacgc cccagcttc	660
caggaggacg aagtggagat aaaagtcagt gagcacgcaa ttcctggggc gcgatttgct	720
cttcctaatag ctagggatcc agatgtgggc gtgaactccc tccagagcta ccagctcagc	780
cctaataatt acttttcctt gcaactgcyg ggcagaacgg atggggccaa gaatccagag	840
ctagtactgg agggaagcct ggaccgagag aaagaggctg ctcacctgct cctcctcaca	900
gctttagatg gaggggatcc catccgaaag ggcgcagttc ccattcgtgt ggtggctctc	960
gatgtaaatag atcacatccc aatgtttaca cagtccgtat atcgcgtagag tgttccagaa	1020
aacatcagct ccggaactcy ggtgctgatg gttaatgcaa cggatccaga cgagggaatc	1080
aacggggaag taatgtattc atttcggaa atggaaagca aggcttctga aatattccaa	1140
ttggattcac aaactggaga agttcaagta cgggggtctc tggattttga aaaatataga	1200
ttctatgaga tggaaattca aggccaagat ggtggaggtc tctttaccac cacgacgatg	1260
ttgatcactg ttgtggatgt gaatgataac gctccagaaa taactatcac ctcttctatt	1320
aattcaattc tggaaaactc tctccaggt acagtgattg ctcttctaaa tgtgcaagat	1380
caagattctg gagaaaatgg tcaagtctcc tgttttattc ctaaccacct gccttttaa	1440
ttagaaaaga cttatggaaa ttattacaaa ttgataacaa gcagagtgtc ggacagggag	1500
ttggtccaga gctacaatat aacgttgaca gccacagacc agggaagccc gcctttgtct	1560
gcagaaactc atgtctggct gaatgtggca gatgacaacg ataaccctcc cgtttttcct	1620
cactcctctt actctgccta cattcccga aacaaccca ggggtgcctc catcttctca	1680
gtgaccgccc tcgaccgga cagcaaacag aatgccctgg tcacttactc tctgacggat	1740
gacactgtcc aggggggtgcc tctgtcctcc tatgtctcta ttaactcaa cactggtgtt	1800
ctctatgccc tacaatcctt cgactatgag cagtttcgag acttagaact gagagtgata	1860
gcacgtgaca gcggggacc cccctcagc agcaacgtgt cgctgagcct gttcgtgctg	1920
gaccagaacg acaatgcgcc cgagatcctg taccctgccc tccccacaga cggctccact	1980
ggcgtggagc tggcgccccg ctctgcggaa cctggctacc tggtgaccaa ggtggttgcg	2040
gtggacaaag attcaggcca gaacgcctgg ctgtcctatc gcctgcttaa ggccagcgag	2100
ccgggactct tcgcygtggg ggagcacacg ggcgaggtgc gtacagcgcg ggcactgctg	2160

ES 2 534 734 B1

gacagagacg cgctcaagca gagcctcgtg gtggccgtcc aggaccacgg ccagccccct	2220
ctctcggcca ccgtcacgct caccgtggct gtggccgaca gcatccccga agtcctggcg	2280
gacctcggca gcctcgagtc tctggctaac tctgaaacct cagacctctc gctgtacttg	2340
gtggtggcgg tggccgcagt ctctgcata ttctgtgtct ttgtcatcgt gctgctggca	2400
ctcaggctgt ggcgctggca taagtcacgc ctgctgcagg cttctgaagg cgggttggca	2460
ggtatgccca cgtcacattt tgtaggcgtg gacggggtac aggctttcct gcaaacctat	2520
tcccacgagg tctctctcat tgcggactcg cagaagagtc acctgatttt cccccagccc	2580
aactatgggg acacgctcat cagccaggag agctgtgaga aaagcgagcc actcttgata	2640
gctgaagact cagctatcat tttaggcaaa tgtgacccga caagtaatca gcaagccccg	2700
cccaacacgg actggcgttt ctctcaggcc cagagacccg gcaccagcgg ctcccaaat	2760
ggcgatgaca ccggcacctg gcccaacaac cagtttgaca cagagatgct gcaagccatg	2820
atcttggcgt ccgccagtga agctgctgat gggagctcca ccctgggagg gggtgccggc	2880
accatgggat tgagcgcccc ctacggaccc cagttcacc tgcagcacgt gcccgactac	2940
cgccagaatg tctacatccc aggcagcaat gccacactga ccaacgcagc tggcaagcgg	3000
gatggcaagg ccccagcagg tggcaatggc aacaagaaga agtcgggcaa gaaggagaag	3060
aagtaacatg gaggccaggc caagagccac agggcggcct ctcccccaacc agcccagctt	3120
ctccttacct gcacccaggc ctcagagttt cagggctaac ccccagaata ctggtagggg	3180
ccaaggccat gctccccttg ggaaacagaa acaagtgcc agtcagcacc tacccttcc	3240
cccccagggg gttgaatatg caaaagcagt tccgctggga acccccatcc aatcaactgc	3300
tgtacccatg ggggtagtgg ggttactgta gacaccaaga accatttgcc acacccgtt	3360
tagttacagc tgaactcctc catcttccaa atcaatcagg cccatccatc ccatgcctcc	3420
ctcctccca cccactcca acagttcctc tttcccagat aaggtgggtg ggggttgtaa	3480
gtaccaagta acctacaagc ctctagttc tgaaaagtgt gaagggcatc atgaccttt	3540
ggcctctcct ttgattctca atcttcccc aaagcatggt ttggtgccag ccccttacc	3600
tccttcaga gcccaagatc aatgctcaag ttttgaggga catgatcacc atccccatgg	3660
tactgatgct tgctggattt agggagggca ttttgctacc aagcctcttc ccaacgcct	3720
ggggaccagt cttctgtttt gtttttcatt gtttgacgtt tccactgcat gccttgactt	3780
ccccacctc ctctcaaac aagagactcc actgcatggt ccaagacagt atggggtggt	3840
aagataagga agggaagtgt gtggatgtgg atggtggggg catggacaaa gcttgacaca	3900

ES 2 534 734 B1

tcaagttatc aaggccttgg aggaggctct gtatgtcctc aggggactga caacatcctc	3960
cagattccag ccataaacca ataactaggc tggacccttc ccactacata atagggtca	4020
gccaggcag ccagctttgg gctgagctaa caggaccaat ggattaaact ggcatttcag	4080
tccaaggaag ctcgaagcag gtttaggacc aggtcccctt gagaggtcag aggggcctct	4140
gtgggtgctg ggtactccag aggtgccact ggtggaaggg tcagcggagc cccagcagga	4200
aggggtgggc agccaggcca ttcttagtcc ctgggttggg gaggcaggga gctagggcag	4260
ggaccaaagt aacagaaagt ctcagcccag gatggggctt cttcaacagg gccctgccc	4320
tctgaagcc tcagtccttc accttgccag gtgccgtttc tcttccgtga aggccactgc	4380
ccagggtccc agtgcgcccc ctagtggcca tagcctgggtt aaagttcccc agtgcctcct	4440
tgtgcataga ctttcttctc ccaccccctt ctgcccctgg gtccccggcc atccagcggg	4500
gctgccagag aaccccagac ctgcccttac agtagtgtag cgccccctcc ctctttcggc	4560
tggtgtagaa tagccagtag tgtagtgcgg tgtgctttta cgtgatggcg ggtgggcagc	4620
gggcggcggg ctccgcgcag ccgtctgtcc ttgatctgcc cgcgggcgcc cgtgttgtgt	4680
tttgtgctgt gtccacgcgc taaggcgacc ccctccccg tactgacttc tctataage	4740
gcttctcttc gcatagtcac gtagctccca cccaccctc ttctgtgtc tcacgaagt	4800
tttatactct aatatttata tggctttttt tcttcgacaa aaaaataata aaacgtttct	4860
tctgaaaagc tg	4872

<210> 39
 <211> 4317
 <212> DNA
 <213> Homo sapiens

<400> 39 agaatgggct ctaggcgccg ctgctcacca atcagggaat ggggaagctgc gcgccattga	60
gtccctccct cccccgctc taccacacaa agcggaatga gatggatact cacagatcct	120
gacactggag acttagaagt attttcttc gctttctgat atattttgga tgtagtcggc	180
ctaggacttc atagatacat aagccgattc acaaccaacc agctcgagaa accgcggaat	240
atcggcttag agcctgccat ggcgaatcgg ctacagcgcg gggaccgcag tcggctgctg	300
ctgctgctgt gcattttcct ggggacgctg cgggggttcc gggccaggca gatccgatat	360
tcggtgccag aagagaccga aaagggtcc ttcgtgggca atatctcaa ggacctggg	420
ctggagcccc gggagctggc gaagcgcgga gtccgcatcg tctccagagg gaagacacag	480
cttttcgctg tgaatccgcg aagcggcagc ttgatcacgg caggcaggat agaccgggag	540

ES 2 534 734 B1

gagctctgtg agacggtgtc ctctgtttt ttaaatatgg aacttctcgt ggaagacacc	600
ttgaagattt acggagtgga ggtggaata atagatatta atgataacgc cccagcttc	660
caggaggacg aagtggagat aaaagtcagt gagcacgcaa ttctggggc gcgatttgct	720
cttcctaatag ctagggatcc agatgtgggc gtgaactccc tccagagcta ccagctcagc	780
cctaataatt acttttcctt gcaactgcbg ggcagaacgg atggggccaa gaatccagag	840
ctagtactgg agggaaagcct ggaccgagag aaagaggctg ctcacctgct cctcctcaca	900
gcttttagatg gaggggatcc catccgaaag ggcgcagttc ccattcgtgt ggtggctctc	960
gatgtaaatag atcacatccc aatgtttaca cagtccgtat atcgcgtgag tgttccagaa	1020
aacatcagct ccggaactcg ggtgctgatg gttaatgcaa cggatccaga cgaggaatc	1080
aacggggaag taatgtattc atttcggaa atggaaagca aggcttctga aatattccaa	1140
ttggattcac aaactggaga agttcaagta cgggggtctc tggattttga aaaatataga	1200
ttctatgaga tggaaattca agccaagat ggtggaggtc tctttaccac cacgacgatg	1260
ttgatcactg ttgtggatgt gaatgataac gctccagaaa taactatcac ctcttctatt	1320
aattcaattc tggaaaactc tctccaggt acagtgattg ctcttctaaa tgtgcaagat	1380
caagattctg gagaaaatgg tcaagtctcc tgttttattc ctaaccacct gccttttaa	1440
ttagaaaaga cttatggaaa ttattacaaa ttgataacaa gcagagtgct ggacagggag	1500
ttggtccaga gctacaatat aacgttgaca gccacagacc agggaaagccc gcctttgtct	1560
gcagaaaactc atgtctggct gaatgtggca gatgacaacg ataaccctcc cgtttttct	1620
cactcctctt actctgccta cattcccga aacaaccca ggggtgcctc catcttctca	1680
gtgaccgccc tcgaccgga cagcaaacag aatgccctgg tcacttactc tctgacggat	1740
gacactgtcc aggggggtgcc tctgtcctcc tatgtctcta ttaactcaa cactggtgtt	1800
ctctatgccc tacaatcctt cgactatgag cagtttcgag acttagaact gagagtgata	1860
gcacgtgaca gcggggacc cccctcagc agcaacgtgt cgctgagcct gttcgtgctg	1920
gaccagaacg acaatgcgcc cgagatcctg taccctgccc tccccacaga cggctccact	1980
ggcgtggagc tggcgccccg ctctgcggaa cctggctacc tggtgaccaa ggtggttgcg	2040
gtggacaaag attcaggcca gaacgcctgg ctgtcctatc gcctgcttaa ggccagcgag	2100
ccgggactct tcgcbggtggg ggagcacacg ggcgagcaag ccccgcccaa cacggactgg	2160
cgtttctctc aggccagag acccggcacc agcggctccc aaaatggcga tgacaccggc	2220
acctggccca acaaccagtt tgacacagag atgctgcaag ccatgatctt ggcgtccgcc	2280

ES 2 534 734 B1

agtgaagctg ctgatgggag ctccaccctg ggagggggtg ccggcaccat gggattgagc 2340
 gcccgctacg gaccccagtt caccctgcag cacgtgccg actaccgcca gaatgtctac 2400
 atcccaggca gcaatgccac actgaccaac gcagctggca agcgggatgg caaggcccca 2460
 gcaggtggca atggcaacaa gaagaagtcg ggcaagaagg agaagaagta acatggaggc 2520
 caggccaaga gccacagggc ggcctctccc caaccagccc agcttctcct tacctgcacc 2580
 caggcctcag agtttcaggg ctaaccccca gaatactggt aggggccaag gccatgctcc 2640
 ccttgggaaa cagaaacaag tgcccagtca gcacctacc cttccccccc agggggttga 2700
 atatgcaaaa gcagttccgc tgggaacccc catccaatca actgctgtac ccatgggggt 2760
 agtggggtta ctgtagacac caagaacat ttgccacacc ccgtttagtt acagctgaac 2820
 tcctccatct tccaaatcaa tcaggcccat ccattccatg cctccctcct cccacccca 2880
 ctccaacagt tcctctttcc cgagtaaggt ggttgggggt ttgaagtacc aagtaaccta 2940
 caagcctcct agttctgaaa agttggaagg gcatcatgac ctcttggcct ctctttgat 3000
 tctcaatctt cccccaaagc atggtttggg gccagcccct tcacctcctt ccagagccca 3060
 agatcaatgc tcaagttttg gaggacatga tcaccatccc catggtactg atgcttctg 3120
 gatttaggga gggcattttg ctaccaagcc tcttcccaac gccctgggga ccagtcttct 3180
 gttttgtttt tcattgtttg acgtttccac tgcatgcctt gacttcccc acctcctcct 3240
 caaacaagag actccactgc atgttccaag acagtatggg gtggtaagat aaggaaggg 3300
 agtgtgtgga tgtggatggt gggggcatgg acaaagcttg acacatcaag ttatcaaggc 3360
 cttggaggag gctctgtatg tcctcagggg actgacaaca tcctccagat tccagccata 3420
 aaccaataac taggctggac cttcccact acataatagg gctcagccca ggcagccagc 3480
 tttgggctga gctaacagga ccaatggatt aaactggcat ttcagtcca ggaagctcga 3540
 agcaggttta ggaccaggtc cccttgagag gtcagagggg cctctgtggg tgctgggtac 3600
 tccagaggtg ccaactggtg aagggtcagc ggagcccag caggaagggg gggccagcca 3660
 ggccattctt agtccctggg ttggggaggc agggagctag ggcagggacc aatgaacag 3720
 aaagtctcag cccaggatgg ggcttcttca acagggcccc tgccctcctg aagcctcagt 3780
 ccttcacctt gccaggtgcc gtttctcttc cgtgaaggcc actgcccagg tccccagtgc 3840
 gccccctagt ggccatagcc tggttaaagt tccccagtgc ctcttctgtc atagacctc 3900
 ttctcccacc cccttctgcc cctgggtccc cggccatcca gcggggctgc cagagaacc 3960
 cagacctgcc cttacagtag tgtagcgcct cctccctcct tcggctggtg tagaatagcc 4020

ES 2 534 734 B1

```

agtagtgtag tgcggtgtgc ttttacgtga tggcgggtgg gcagcgggcg gcgggctccg      4080
cgcagccgtc tgtccttgat ctgcccgcgg cggcccgtgt tgtgttttgt gctgtgtcca      4140
cgcgctaagg cgacccccctc ccccgactg acttctccta taagcgcttc tcttcgcata      4200
gtcacgtagc tcccacccca ccctcttct gtgtctcacg caagttttat actctaatat      4260
ttatatggct ttttttcttc gacaaaaaaaa taataaaacg tttcttctga aaagctg      4317

```

```

<210> 40
<211> 3301
<212> DNA
<213> Homo sapiens

```

```

<400> 40
gtgcctcttg cagcagccta acccagaagc aggggggaat cctgaatcga gctgagaggg      60
cttccccggt tctcctggga accccatcgg ccccctgcc a cacacacct gagcagcatc      120
acaggacatg gccccctcag ccacctagct ggggcccatt taggagtggc atcttttttg      180
gtgccctgaa ggccagctct ggaccttccc aggaaaagtg ccagctcaca gaactgcttg      240
accaaaggac cggctcttga gacatcccc aaccacctg gccccagct agggtggggg      300
ctccaggaga ctgagattag cctgcctct ttggacagca gctccaggac agggcgggtg      360
ggctgaccac ccaaaccaca tctgggcca ggccccatgc cccgaggagg ggtggtctga      420
agcccaccag agccccctgc cagactgtct gcctccctc tgactgtggc cgcttgcat      480
ggccagcaac agcagctcct gcccagacc tgggggcggg cacctcaatg ggtacccggt      540
gcctccctac gccttcttct tccccctat gctgggtgga ctctccccgc caggcgtct      600
gaccactctc cagcaccagc ttccagttag tggatatagc acaccatccc cagccaccat      660
tgagaccag agcagcagtt ctgaagagat agtgcccagc cctccctcgc caccctct      720
accccgcac tacaagcctt gctttgtctg tcaggacaag tcctcaggct accactatgg      780
ggtcagcgcc tgtgagggct gcaagggtt cttccgccgc agcatccaga agaacatggt      840
gtacacgtgt caccgggaca agaactgcat catcaacaag gtgaccgga accgctgcc      900
gtactgccga ctgcagaagt gctttgaagt gggcatgtcc aaggagtctg tgagaaacga      960
ccgaaacaag aagaagaagg aggtgccca gcccagatgc tctgagagct acacgtgac      1020
gccggaggtg ggggagctca ttgagaagg ggcgaaagcg caccaggaaa ccttccctgc      1080
cctctgccag ctgggcaaat aactacgaa caacagctca gaacaacgtg tctctctgga      1140
cattgacctc tgggacaagt tcagtgaact ctccaccaag tgcattatta agactgtgga      1200

```

ES 2 534 734 B1

gttcgccaag cagctgcccc gcttcaccac cctcaccatc gccgaccaga tcaccctcct	1260
caaggctgcc tgcctggaca tcctgatcct gcggatctgc acgcggtaca cgccccgagca	1320
ggacaccatg accttctcgg acgggctgac cctgaaccgg acccagatgc acaacgctgg	1380
cttcggcccc ctaccgacc tggctcttgc cttcgccaac cagctgctgc ccctggagat	1440
ggatgatgcg gagacggggc tgctcagcgc catctgcctc atctgcggag accgccagga	1500
cctggagcag ccggaccggg tggacatgct gcaggagccg ctgctggagg cgctaaaggt	1560
ctacgtgcyg aagcggaggc ccagccgcc ccacatgttc cccaagatgc taatgaagat	1620
tactgacctg cgaagcatca gcgccaaggg ggctgagcgg gtgatcacgc tgaagatgga	1680
gatccccggc tccatgccgc ctctcatcca ggaaatgttg gagaactcag agggcctgga	1740
cactctgagc ggacagccgg ggggtggggg gcgggacggg ggtggcctgg cccccgcc	1800
aggcagctgt agccccagcc tcagccccag ctccaacaga agcagccccg ccaccactc	1860
cccgtgaccg cccacgccac atggacacag ccctgcctt ccgccccggc ttttctctgc	1920
ctttctaccg accatgtgac cccgcaccag ccctgcccc acctgcctc ccgggcagta	1980
ctggggacct tccctggggg acggggaggg aggaggcagc gactccttgg acagaggcct	2040
gggccctcag tggactgcct gctcccacag cctgggctga cgtcagaggc cgaggccagg	2100
aactgagtga ggccccctgg cctgggtctc aggatgggtc ctgggggcct cgtgttcac	2160
aagacacccc tctgcccagc tcaccacatc ttcacacca gcaaacgcca ggacttggct	2220
ccccatcct cagaactcac aagccattgc tcccagctg gggaaacctca acctcccc	2280
tgcctcggtt ggtgacagag ggggtgggac aggggcgggg ggttccccct gtacataccc	2340
tgccatacca accccaggta ttaattctcg ctggttttgt ttttatttta attttttgt	2400
tttgattttt ttaataagaa ttttcatttt aagcacattt atactgaagg aatttgtgct	2460
gtgtattggg gggagctgga tccagagctg gagggggtgg gtccggggga gggagtggct	2520
cggaaggggc cccactctc ctttcatgtc cctgtgcccc ccagttctcc tcctcagcct	2580
tttctcctc agttttctct ttaaaactgt gaagtactaa ctttccaagg cctgccttcc	2640
cctccctccc actggagaag ccgccagccc ctttctcct ctgcctgacc actgggtgtg	2700
gacggtgtgg ggcagccctg aaaggacagg ctctggcct tggcacttgc ctgcaccac	2760
catgaggcat ggagcagggc agagcaaggg ccccgggaca gagttttccc agacctggct	2820
cctcggcaga gctgcctccc gtcagggccc acatcatcta ggctccccag cccactgt	2880
gaaggggctg gccaggggcc cgagctgccc ccacccccgg cctcagccac cagcaccccc	2940

ES 2 534 734 B1

atagggcccc cagacaccac acacatgcgc gtgcgcacac acacaaacac acacacactg	3000
gacagtagat gggccgacac acaactggcc cgagttcctc catttcctctg gcctgcccc	3060
cacccccaac ctgtcccacc cccgtgcccc ctccttacc cgcaggacgg gcctacaggg	3120
gggtctcccc tcaccctgc acccccagct gggggagctg gctctgcccc gacctccttc	3180
accaggggtt ggggcccctt ccctgggagc ccgtgggtgc acctgttact gttgggcttt	3240
ccactgagat ctactggata aagaataaag ttctatztat tctaaaaaaaa aaaaaaaaaa	3300
a	3301

<210> 41
 <211> 3413
 <212> DNA
 <213> Homo sapiens

<400> 41 ctgctccgta ccctccgccc cttcagtctg gggctccggg taaagtttca gcctccgcac	60
gtgactcgct atggccgctg ccatcgcccc gcgcccctga gccgcggccc cctggacggc	120
tcctctcccc ggaccccgca ccctgatgcc gagcagcacc agggcgccgg gttagggcag	180
acgctgtgct cgctggcacc ccgaacgggt tgcttcccc gctgcgagca tcacaggaca	240
tggccccctc agccacctag ctggggccca tctaggagtg gcatcttttt tggtgccctg	300
aaggccagct ctggaccttc ccaggaaaag tgccagctca cagaactgct tgaccaaagg	360
accggctctt gagacatccc ccaaccacc tggccccag ctaggggtggg ggctccagga	420
gactgagatt agcctgcctt ctttggacag cagctccagg acagggcggg tgggctgacc	480
acccaaacc catctgggcc caggccccat gccccgagga ggggtggtct gaagcccacc	540
agagccccct gccagactgt ctgcctcctt tctgactgtg gccgcttggc atggccagca	600
acagcagctc ctgccccgaca cctgggggcg ggcacctcaa tgggtaccg gtgcctcct	660
acgccttctt ctccccctt atgctgggtg gactctcccc gccaggcgct ctgaccactc	720
tccagcacca gtttccagtt agtggatata gcacaccatc cccagccacc attgagacc	780
agagcagcag ttctgaagag atagtgccca gccctccctc gccaccccct ctaccccgca	840
tctacaagcc ttgctttgtc tgtcaggaca agtcctcagg ctaccactat ggggtcagcg	900
cctgtgaggg ctgcaagggc ttcttccgcc gcagcatcca gaagaacatg gtgtacacgt	960
gtcaccggga caagaactgc atcatcaaca aggtgaccg gaaccgctgc cagtactgcc	1020
gactgcagaa gtgctttgaa gtgggcatgt ccaaggagtc tgtgagaaac gaccgaaaca	1080
agaagaagaa ggaggtgccc aagcccagat gctctgagag ctacacgctg acgccggagg	1140

ES 2 534 734 B1

tgggggagct	cattgagaag	gtgcgcaaag	cgcaccagga	aaccttcctc	gccctctgcc	1200
agctgggcaa	atacactacg	aacaacagct	cagaacaacg	tgtctctctg	gacattgacc	1260
tctgggacaa	gttcagtgaa	ctctccacca	agtgcacat	taagactgtg	gagttcgcca	1320
agcagctgcc	cggttcacc	accctcacca	tgcgacga	gatcaccctc	ctcaaggctg	1380
cctgcctgga	catcctgatc	ctgctgatct	gcacgctgta	cacgcccag	caggacacca	1440
tgaccttctc	ggacgggctg	accctgaacc	ggaccagat	gcacaacgct	ggcttcggcc	1500
ccctcaccga	cctgggtctt	gccttcgcca	accagctgct	gccctggag	atggatgatg	1560
cggagacggg	gctgctcagc	gccatctgcc	tcatctgctg	agaccgccag	gacctggagc	1620
agccggaccg	ggtggacatg	ctgcaggagc	cgctgctgga	ggcgctaaag	gtctacgtgc	1680
ggaagcggag	gcccagccgc	ccccacatgt	tccccaaagat	gctaataag	attactgacc	1740
tgcaagcat	cagcgccaag	ggggctgagc	gggtgatcac	gctgaagatg	gagatcccgg	1800
gctccatgcc	gcctctcatc	caggaaatgt	tggagaactc	agagggcctg	gacactctga	1860
gcggacagcc	gggggggtggg	gggctggagc	gggggtggct	ggcccccccg	ccaggcagct	1920
gtagccccag	cctcagcccc	agctccaaca	gaagcagccc	ggccaccac	tccccgtgac	1980
cgccccagcc	acatggacac	agcctcgc	ctccgccccg	gcttttctct	gcctttctac	2040
cgacctgtg	accccgacc	agcctgccc	ccacctgccc	tcccgggag	tactggggac	2100
cttccctggg	ggacggggag	ggaggaggca	gcgactcctt	ggacagaggc	ctgggcctc	2160
agtggactgc	ctgctccac	agcctgggct	gacgtcagag	gccgaggcca	ggaactgagt	2220
gaggcccctg	gtcctgggtc	tcaggatggg	tcctgggggc	ctcgtgttca	tcaagacacc	2280
cctctgcca	gctcaccaca	tcttcatcac	cagcaaacgc	caggacttgg	ctccccatc	2340
ctcagaactc	acaagccatt	gctccccagc	tggggaacct	caacctccc	cctgcctcgg	2400
ttggtgacag	aggggggtggg	acaggggctg	ggggttcccc	ctgtacatac	cctgccatac	2460
caaccacag	tattaattct	cgctggtttt	gtttttat	taattttttt	gttttgattt	2520
ttttaataag	aattttcatt	ttaagcacat	ttatactgaa	ggaatttgtg	ctgtgtattg	2580
gggggagctg	gatccagagc	tggaggggtg	gggtccgggg	gagggagtgg	ctcggaagg	2640
gccccactc	tcctttcatg	tcctgtgcc	cccagttct	cctcctcagc	cttttcctcc	2700
tcagttttct	ctttaaact	gtgaagtact	aactttcaa	ggcctgcctt	cccctcctc	2760
ccactggaga	agccgccagc	ccctttctcc	ctctgcctga	ccactgggtg	tggacgggtg	2820
ggggcagccc	tgaagggaca	ggctcctggc	cttggcactt	gcctgcacc	accatgaggc	2880

ES 2 534 734 B1

```

atggagcagg gcagagcaag ggccccggga cagagttttc ccagacctgg ctctcggca      2940
gagctgcctc ccgtcagggc ccacatcatc taggctcccc agccccact gtgaaggggc      3000
tggccagggg cccgagctgc cccaccccc ggctcagcc accagcacc ccatagggcc      3060
cccagacacc acacacatgc gcgtgcgcac acacacaaac acacacacac tggacagtag      3120
atgggcccgc acacacttgg cccgagttcc tccatttccc tggcctgccc cccaccccc      3180
acctgtcca cccccgtgcc cctccttac cccgcaggac gggcctacag gggggctctc      3240
cctcaccct gcacccccag ctgggggagc tggtctgccc ccgacctcct tcaccagggg      3300
ttggggcccc tcccctgga gcccggggt gcacctgtta ctggtgggct ttccactgag      3360
atctactgga taaagaataa agttctatth attctaaaaa aaaaaaaaaa aaa          3413

```

```

<210> 42
<211> 3122
<212> DNA
<213> Homo sapiens

```

```

<400> 42
ctgctccgta ccctccgccc cttcagtctg gggctccggg taaagtttca gcctccgcac      60
gtgactcgct atggccgctg ccacgcccc gcgcccctga gccgcggccc cctggacggc      120
tcctctcccg ggacccccga cctgatgcc gagcagcacc agggcgccgg gttagggcag      180
acgctgtgct cgctggcacc ccgaacgggt tgcttcccc gctgcgagca tcacaggaca      240
tggccccctc agccacctag ctggggccca tctaggagtg gcatcttttt tgggtgccctg      300
aaggccagct ctggaccttc ccaggaaaag tgccagctca cagaactgct tgaccaaagg      360
accggctctt gagacatccc ccaaccacc tggccccag ctaggggtggg ggctccagga      420
gactgagatt agcctgccct ctttggacag cagctccagg acagggcggg tgggctgacc      480
acccaaacc catctgggcc caggccccat gccccgagga ggggtggtct gaagcccacc      540
agagccccct gccagactgt ctgcctcct tctgactgtg gccgcttggc atggccagca      600
acagcagctc ctgccccgaca cctgggggcg ggcacctcaa tgggtaccg gtgcctcct      660
acgccttctt ctccccct atgctgggtg gactctcccc gccaggcgct ctgaccactc      720
tccagacca gcttccagtt agtggatata gcacaccatc cccagccact gtgagaaacg      780
accgaaaca gaagaagaag gaggtgccca agcccagtg ctctgagagc tacacgctga      840
cgccggaggt gggggagctc attgagaagg tgcgcaaagc gcaccaggaa accttcctg      900
ccctctgcca gctgggcaaa tacactacga acaacagctc agaacaacgt gtctctctgg      960

```

ES 2 534 734 B1

acattgacct ctgggacaag ttcagtgaac tctccaccaa gtgcatcatt aagactgtgg	1020
agttcgccaa gcagctgccc ggcttcacca ccctcaccat cgccgaccag atcacctcc	1080
tcaaggctgc ctgcctggac atcctgatcc tgcggatctg cacgcggtac acgcccgagc	1140
aggacaccat gaccttctcg gacgggctga ccctgaaccg gaccagatg cacaacgctg	1200
gcttcggccc cctcacccgac ctggctcttg ccttcgccaa ccagctgctg cccctggaga	1260
tggatgatgc ggagacgggg ctgctcagcg ccatctgcct catctgcgga gaccgccagg	1320
acctggagca gccggaccgg gtggacatgc tgcaggagcc gctgctggag gcgctaaagg	1380
tctacgtgcy gaagcggagg ccagccgcc cccacatggt cccaagatg ctaatgaaga	1440
ttactgacct gcgaagcatc agcgccaagg gggctgagcy ggtgatcacg ctgaagatgg	1500
agatcccggg ctccatgccg cctctcatcc aggaaatggt ggagaactca gagggcctgg	1560
acactctgag cggacagccg gggggtgggg ggcgggacgg ggggtggcctg gccccccgc	1620
caggcagctg tagccccagc ctcagcccca gctccaacag aagcagcccg gccaccact	1680
ccccgtgacc gccacgccca catggacaca gccctcgccc tccgccccgg cttttctctg	1740
cctttctacc gaccatgtga ccccgacca gccctgcccc cacctgcctt cccgggcagt	1800
actggggacc ttccctgggg gacggggagg gaggaggcag cgactccttg gacagaggcc	1860
tgggccctca gtggactgcc tgctcccaca gcctgggctg acgtcagagg ccgaggccag	1920
gaactgagtg aggcccctgg tcttgggtct caggatgggt cctgggggccc tcgtgttcat	1980
caagacacc ctctgcccag ctcaccacat cttcatcacc agcaaagcc aggacttggc	2040
tccccatcc tcagaactca caagccattg ctcccagct ggggaacctc aacctcccc	2100
ctgcctcggg tggtgacaga gggggtggga caggggcggg gggttcccc tgtacatacc	2160
ctgccatacc aaccccaggt attaattctc gctggttttg tttttatttt aatttttttg	2220
ttttgatttt ttttaataaga attttcattt taagcacatt tatactgaag gaatttgtgc	2280
tgtgtattgg ggggagctgg atccagagct ggagggggtg ggtccggggg agggagtggc	2340
tcggaagggg cccccactct ctttcatgt ccctgtgccc ccagttctc ctctcagcc	2400
ttttcctcct cagttttctc tttaaaactg tgaagtacta actttccaag gcctgccttc	2460
ccctccctcc cactggagaa gccgccagcc cttttctccc tctgcctgac cactgggtgt	2520
ggacggtgtg gggcagccct gaaaggacag gctcctggcc ttggcacttg cctgcacca	2580
ccatgaggca tggagcaggg cagagcaagg gccccgggac agagttttcc cagacctggc	2640
tcctcggcag agctgcctcc cgtcagggcc cacatcatct aggctcccc gccccactg	2700

ES 2 534 734 B1

tgaaggggct gccaggggc ccgagctgcc cccacccccg gcctcagcca ccagcacccc	2760
catagggccc ccagacacca cacacatgcg cgtgcgca cacacaaaca cacacacact	2820
ggacagtaga tggggccgaca cacacttggc ccgagttcct ccatttcctt ggctgcccc	2880
ccacccccaa cctgtcccac ccccgctgcc cctccttacc ccgcaggacg ggctacagg	2940
ggggtctccc ctccccctg cccccccagc tgggggagct ggctctgccc cgacctcctt	3000
caccaggggt tggggcccct tcccctggag cccgtgggtg cacctgttac tgttgggctt	3060
tccactgaga tctactggat aaagaataaa gttctattta ttctaaaaaa aaaaaaaaaa	3120
aa	3122

<210> 43
 <211> 3494
 <212> DNA
 <213> Homo sapiens

<400> 43 ctcggttccc tgcgtttctc ccgctgcagc cggacgcgcc gggaatgggt taagccaggg	60
gcggtgcttg gacggggcgg ggcggtggaa agggggtggg gcccgagagg gagggggcgc	120
gcagagctgg ggtggggggg ccgtggcgcg taccaccaga gaccgagcga gtcgccagct	180
gcccctggcc tggcgggggc ggaaccgcgc gggatcccca cccccaccg gaatectcgc	240
cacggagaat ccctggagaa gccccgcatc cccggtggg aggaggaagt gctcgttgac	300
ccccagcccc gcgctgatcc cgccccggc ctgcggactt ggggagccgc tgtactctgc	360
ctcggacgcc acgagactct agacgggagt cccctcgagg tgaagccgct gagttcccgg	420
gccccgccag gcttccctgg gagagccgac ggaccccccc tcccagcaca cacaacttcc	480
ctgcttttca ccgggactgg cggagcggcc ggcggactta gacgcgggga cttcagggca	540
gggggcgcc cctgcccggg tcaccagtcg gggcgagggg acgtctctc tccccagct	600
gctctgctcg gatggcgccg ccggtgagt gacggggcg gcgcgagga cttcccagct	660
cggacctctt gccttcgagg gaaagatgt acgagagtgt agaagtggg ggtcccacc	720
ctaatccctt cctagtgggt gatTTTTATA accagaaccg ggctgtttg ctcccagaga	780
aggggctccc cgccccgggt ccgtactcca ccccgctccg gactccgctt tggaatggct	840
caaaccactc cattgagacc cagagcagca gttctgaaga gatagtgcc agcctcctt	900
cgccaccccc tctacccgc atctacaagc cttgctttgt ctgtcaggac aagtcctcag	960
gctaccacta tggggtcagc gcctgtgagg gctgcaagg cttcttccgc cgagcatcc	1020
agaagaacat ggtgtacacg tgtcaccggg acaagaactg catcatcaac aaggtgacc	1080

ES 2 534 734 B1

ggaaccgctg ccagtactgc cgactgcaga agtgctttga agtgggcatg tccaaggagt 1140
 ctgtgagaaa cgaccgaaac aagaagaaga aggaggtgcc caagcccagag tgctctgaga 1200
 gctacacgct gacgccggag gtgggggagc tcattgagaa ggtgcgcaaa gcgaccagag 1260
 aaaccttccc tgccctctgc cagctgggca aatacactac gaacaacagc tcagaacaac 1320
 gtgtctctct ggacattgac ctctgggaca agttcagtga actctccacc aagtgcacatca 1380
 ttaagactgt ggagttcgcc aagcagctgc ccggcttcac caccctcacc atcgccgacc 1440
 agatcacctt cctcaaggct gctgcctgg acatcctgat cctgcggatc tgcacgcggt 1500
 acacgcccga gcaggacacc atgaccttct cggacgggct gaccctgaac cggaccaga 1560
 tgcacaacgc tggcttcggc ccctcaccg acctggtctt tgccttcgcc aaccagctgc 1620
 tgcccctgga gatggatgat gcggagacgg ggctgctcag cgccatctgc ctcatctgcg 1680
 gagaccgcca ggacctggag cagccggacc ggggtggacat gctgcaggag ccgctgctgg 1740
 aggcgctaaa ggtctacgtg cggaagcgga ggcccagccg cccccacatg ttcccaga 1800
 tgctaatgaa gattactgac ctgcgaagca tcagcgccaa gggggctgag cgggtgatca 1860
 cgctgaagat ggagatcccg ggctccatgc cgcctctcat ccaggaaatg ttggagaact 1920
 cagagggcct ggacactctg agcggacagc cgggggggtgg ggggcgggac gggggtggcc 1980
 tggccccccc gccaggcagc tntagcccca gcctcagccc cagctccaac agaagcagcc 2040
 cggccacca ctccccgtga ccgcccacgc cacatggaca cagccctcgc cctccgcccc 2100
 ggcttttctc tgcctttcta ccgaccatgt gaccccgcac cagccctgcc cccacctgcc 2160
 ctcccgggca gtactgggga ccttcctgg gggacgggga gggaggaggc agcgactcct 2220
 tggacagagg cctgggcccct cagtggactg cctgctccca cagcctgggc tgacgtcaga 2280
 ggccgaggcc aggaactgag tgaggcccct ggtcctgggt ctcaggatgg gtcctggggg 2340
 cctcgtgttc atcaagacac ccctctgccc agctcaccac atcttcatca ccagcaaagc 2400
 ccaggacttg gctcccccat cctcagaact cacaagccat tgctccccag ctggggaacc 2460
 tcaacctccc ccctgcctcg gttggtgaca gaggggggtgg gacaggggag gggggtccc 2520
 cctgtacata ccctgccata ccaaccccag gtattaattc tcgctggttt tgtttttatt 2580
 ttaatttttt tgttttgatt tttttaataa gaattttcat ttaagcaca tttatactga 2640
 aggaatttgt gctgtgtatt ggggggagct ggatccagag ctggaggggg tgggtccggg 2700
 ggagggagtg gctcggaagg ggccccact ctcctttcat gtcctctgtc ccccagttc 2760
 tcctcctcag ccttttcctc ctcaagtttc tctttaaacc tgtgaagtac taactttcca 2820

ES 2 534 734 B1

aggcctgcct tcccctccct cccactggag aagccgccag cccctttctc cctctgcctg 2880
 accactgggt gtggacgggtg tggggcagcc ctgaaaggac aggctcctgg ccttggcact 2940
 tgcctgcacc caccatgagg catggagcag ggcagagcaa gggccccggg acagagtttt 3000
 cccagacctg gtcctcggc agagctgcct cccgtcaggg cccacatcat ctaggctccc 3060
 cagccccac tgtgaagggg ctggccaggg gcccgagctg cccccacccc cggcctcagc 3120
 caccagcacc cccatagggc ccccagacac cacacacatg cgcgtgcgca cacacacaaa 3180
 cacacacaca ctggacagta gatgggccga cacacacttg gcccgagttc ctccatttcc 3240
 ctggcctgcc cccccacccc aacctgtccc acccccgtgc cccctcetta ccccgcagga 3300
 cgggcctaca ggggggtctc ccctcacccc tgcacccccca gctggggggag ctggctctgc 3360
 cccgacctcc ttcaccaggg gttggggccc cttcccctgg agcccgtggg tgcacctgtt 3420
 actgttgggc tttccactga gatctactgg ataaagaata aagttctatt tattctaaaa 3480
 aaaaaaaaaa aaaa 3494

<210> 44
 <211> 5138
 <212> DNA
 <213> Homo sapiens

<400> 44
 gatccgcaga ggagcccact tgagagcgcc tcctgtcgtc tgtaagggtg ccttgccatc 60
 cctcggcacc ccaacttccc ccgccccccc atgcctcct cctccatcct ccagttcaaa 120
 atggcgacgg cggcggcagc ggcggcgggtg atggctcctc cgggctgccc gggttcgtgc 180
 cccaacttcg ccgtagtctg ctcttcttg gagcgctacg ggccgctgct agacctgcct 240
 gagttgccgt tcctgagct ggagcgggtg ctgcaggcgc cgccgccgga cgtcggcaac 300
 ggagaagtac caaaagaatt ggtggagctc catttgaagc tgatgaggaa aattggcaaa 360
 tctgttactg cagacagatg ggaaaaatat ttgatcaaga tatgccaaaga gttaacagt 420
 acctgggcat gggagatgga gaagaagggc tatcttgaaa tgagtgttga atgcaaacta 480
 gcactcttaa agtacctctg tgagtgtcag tttgatgaca atctcaaatt caagaatatt 540
 attaatgagg aggatgccga tactatgcgt ctccagccaa ttggtcgaga caaagatggc 600
 ctcatgtact ggtaccaatt ggatcaagat cacaatgtca gaatgtacat agaagaacaa 660
 gatgatcaag atggctcttc atggaaatgc attgtcagaa atcgaaacga gttggctgag 720
 actcttgcac tcctgaaagc acaaattgat cctgtactat tgaaaaactc tagccaacaa 780

ES 2 534 734 B1

gacaactctt ctcgggaaag tcccagctta gaggatgagg agactaaaaa agaggaagaa	840
acacctaaac aagaggaaca gaaagaaagt gaaaagatga aaagtgagga gcagcctatg	900
gatttagaaa accgttctac agccaatggt ctagaagaga ctactgtgaa aaaagaaaaa	960
gaagatgaaa aggaacttgt gaaactgcca gtcatagtga agctagaaaa acctttgcca	1020
gaaaatgaag aaaaaaagat tatcaaagaa gaaagtgatt cttcaagga aatgtcaaa	1080
cccattaaag ttgaggtgaa ggaatgtaga gcagatccta aagataccaa aagtagcatg	1140
gagaagccag tggcacagga gcctgaaagg atcgaatttg gtggcaatat taaatcttct	1200
cacgaaatta ctgagaaatc tactgaagaa actgagaaac ttaaaaatga ccagcaggcc	1260
aagataccac taaaaaacg agaaattaa ctgagtgatg attttgacag tccagtcaag	1320
ggacctttgt gtaaatcagt tactccaaca aaagagtttt tgaaagatga aataaaaca	1380
gaggaagaga cttgtaaaag gatctctaca atcactgctt tgggtcatga agggaacag	1440
ctggtaaatg gagaagttag tgatgaaagg gtagctcaa attttaagac agaaccaata	1500
gagacaaagt tttatgagac aaaggaagag agctatagcc cctctaagga cagaaatatc	1560
atcacggagg gaaatggaac agagtcctta aattctgtca taacaagtat gaaaacaggt	1620
gagcttgaga aagaaacagc ccctttgagg aaagatgcag atagttcaat atcagtctta	1680
gagatccata gtcaaaaagc acaaatagag gaacccgatc ctccagaaat ggaaacttct	1740
cttgattctt ctgagatggc aaaagatctc tcttcaaaaa ctgctttatc ttccaccgag	1800
tcgtgtacca tgaaaggtga agagaagtct cccaaaacta agaaggataa gcgcccacca	1860
atcctagaat gtcttgaaaa gttagagaag tccaaaaga cttttcttga taaggacgca	1920
caaagattga gtccaatacc agaagaagtt ccaaagagta ctctagagtc agaaaagcct	1980
ggctctcctg aggcagctga aacttctcca ccatctaata tcattgacca ctgtgagaaa	2040
ctagcctcag aaaaagaagt ggtagaatgc cagagtacaa gtactgttgg tggccagtct	2100
gtgaaaaaag tagacctaga aaccctaaaa gaggattctg agttcacaaa ggtagaaatg	2160
gataatctgg acaatgcca gacctctggc atagaggagc cttctgagac aaagggttct	2220
atgcaaaaaa gcaaatcaaa atataagttg gttcctgaag aagaaaccac tgctcagaa	2280
aatacagaga taacctctga aaggcagaaa gagggcatca aattaacaat caggatatca	2340
agtcggaaaa agaagcccga ttctcccccc aaagttctag aaccagaaaa caagcaagag	2400
aagacagaaa aggaagagga gaaaacaaat gtgggtcgta ctttaagaag atctccaaga	2460
atatctagac cactgcaaa agtggctgag atcagagatc agaaagctga taaaaaaga	2520

ES 2 534 734 B1

ggggaaggag aagatgaggt ggaagaagag tcaacagctt tgcaaaaaac tgacaaaaag	2580
gaaatthttga aaaaatcaga gaaagataca aattctaaag taagcaaggt aaaacccaaa	2640
ggcaaagtgc gatggactgg ttctcggaca cgtggcagat ggaaatattc cagcaatgat	2700
gaaagtgaag ggtctggcag tgaaaaatca tctgcagctt cagaagagga ggaagaaaag	2760
gaaagtgaag aagccatcct agcagatgat gatgaacat gcaaaaaatg tggccttcca	2820
aaccatcctg agctaattct tctgtgtgac tcttgcgata gtggatacca tactgcctgc	2880
cttcgccttc ctctgatgat catcccagat ggagaatggt tctgcccacc ttgccaacat	2940
aaactgctct gtgaaaaatt agaggaacag ttgcaggatt tggatgattgc cttaaagaag	3000
aaagagcgtg ccgaacgaag aaaagaacgc ttggtgtatg ttggtatcag tattgaaaac	3060
atcattcctc cacaagagcc agacttttct gaagatcaag aagaaaagaa aaaagattca	3120
aaaaaatcca aagcaaactt gcttgaaagg aggtcaacaa gaacaaggaa atgtataagc	3180
tacagatttg atgagtttga tgaagcaatt gatgaagcta ttgaagatga catcaaagaa	3240
gccgatggag gaggagttgg ccgaggaaaa gatatctcca ccatcacagg tcatcgtggg	3300
aaagacatct ctactattht ggatgaagaa agaaaagaa ataaacgacc ccagagggca	3360
gctgctgctc gaaggaagaa acgccggcga ttaaattgatc tggacagtga tagcaacctg	3420
gatgaagaag agagcgagga tgaattcaag atcagtgatg gatctcaaga tgagtttggt	3480
gtgtctgatg aaaaccaga tgaaagtga gaagatccgc catctaatga tgacagtgac	3540
actgacttht gtagccgtag actgaggcga caccctctc ggccaatgag gcagagcagg	3600
cgthttgcga gaaagacccc aaagaaaaaa tattccgatg atgatgaaga ggaggaatct	3660
gaggagaata gtagagactc tgaaagtgac ttcagtgatg atthttagtga tgatthttgta	3720
gaaactcggc gaaggcggtc aaggagaaat cagaaaagac aaattaacta caaagaagac	3780
tcagaaagtg acggttccca gaagagthtg cgacgtggta aagaaataag gcgagtacac	3840
aagcgaagac thtccagctc agagagtga gagagctatt tgtccaagaa ctctgaagat	3900
gatgagctag ctaaagaatc aaagcggcca gttcgaaagc ggggccgaag cacagacgag	3960
tattcagaag cagatgagga ggaggaggaa gaggaaggca aaccatcccg caaacggcta	4020
caccggattg agacggatga ggaggagagt tgtgacaatg ctcatggaga tgcaaatcag	4080
cctgcccgtg acagccagcc tagggtcctg ccctcagaac aagagagcac caagaagccc	4140
taccggatag aaagtgatga ggaagaggac thtgaaaatg taggcaaagt ggggagccca	4200
ttgactata gcttagtgga cttacctca accaatggac agagccctgg caaagccatt	4260

ES 2 534 734 B1

gagaacttga ttggcaagcc tactgagaag tctcagaccc ccaaggacaa cagcacagcc 4320
 agtgcaagcc tagcctccaa tgggacaagt ggtgggcagg aggcaggagc accagaagag 4380
 gaggaagatg agcttttgag agtgactgac cttgttgatt atgtctgtaa cagtgaacag 4440
 ttataagact ttttttccat ttttgtgcta atttattcca cggtagctct cacaccagcg 4500
 ggccagttat taaaagctgt ttaatttttc ctagaaaact ccactacaga atgactttta 4560
 gaagaaaaat ttcaacaaat cctgaagtct ttctgtgaag tgaccagttc tgaactttga 4620
 agataaataa ttgctgtaaa ttccttttga ttttcttttt ccaggttcat ggtccttggt 4680
 aatttcattc atggaaaaaa atcttattat aataacaaca aagatttgta tatttttgac 4740
 tttatatttc ctgagctctc ctgactttgt gaaaaagggg ggatgaaaat gcattccgaa 4800
 tctgtgaggg cccaaaacag aatttagggg tgggtgaaag cacttgtgct ttagcttttt 4860
 catattaat atatattata tttaaacatt catggcatag atgatgattt acagacaatt 4920
 taaaagttca agtctgtact gttacagttt gagaattgta gataacatca tacataagtc 4980
 attagtaac agcctttgtg aatgaactt gtttactatt ggagataacc aacttaata 5040
 aagaagagac agtgaaagta ccatcataat taacctaat ttttgttata gcagagtttc 5100
 ttgtttaaaa aaaaataaaa tcatctgaaa agcaaaaa 5138

<210> 45
 <211> 4690
 <212> DNA
 <213> Homo sapiens

<400> 45
 gctggccgtc tgcgcaccct ctctcccctc ggctcttttc taggaaagct gagcctcata 60
 gcttccggga gaaggttttc cggaagaaac ctccagtctg tgcagtatgt aaggtgacca 120
 tcgatgggac aggcgtttcg tgcagagtct gcaaggtggc gacgcacaga aatgtgaag 180
 caaaggtgac ttcagcctgt caggccttgc ctcccgtgga gttgcggcga aacacggccc 240
 cagtcaggcg catagagcac ctgggatcca ccaaactctc gaaccactca aagcagcgca 300
 gactctgcc caggagcttc agcctggacc cgctcatgga gcggcgctgg gacttagacc 360
 tcacctacgt gacggagcgc atcttggccg ccgccttccc cgcgcgggcc gatgaacagc 420
 ggcaccgggg ccacctgcgc gagctggccc atgtgctgca atccaagcac cgggacaagt 480
 acctgctctt caacctttca gagaaaaggc atgacctgac ccgcttaaac ccaaggttc 540
 aagacttcgg ctggcctgag ctgcatgctc caccctgga caagctgtgc tccatctgca 600
 aagccatgga gacatggctc agtgcctgacc cacagcacgt ggtcgtacta tactgcaagg 660

ES 2 534 734 B1

gaaacaaggg caagcttggg gtcacgttt ctgcctacat gcactacagc aagatctctg	720
caggggcgga ccaggcactg gccactctta ccatgcgga attctgagag gacaaggtgg	780
ccacagaact gcagccctcc cagcgtcgat atatcagcta cttcagtggg ctgctatctg	840
gctccatcag aatgaacagc agccctctct tcctgcacta tgtgctcatc cccatgctgc	900
cagcctttga acctggcaca ggcttccagc ccttccttaa aatctaccag tccatgcagc	960
ttgtctacac atctggagtc tatcacattg caggccctgg tccccagcag ctttgcacca	1020
gcctggagcc agccctcctc ctcaaaggcg atgtcatggt aacatggtat cacaaggtg	1080
gccggggcac agaccggacc ctctgtttcc gagtccagtt ccacacctgc accatccag	1140
gaccacagct cactttcccc aaggaccagc ttgacgaggc ctggactgat gagaggttcc	1200
ccttccaagc ctccgtggag tttgtcttct cctccagccc cgagaagatc aaaggcagca	1260
ctccacggaa cgaccctcgt gtctctgtcg actacaacac cactgagcca gccgtgcgct	1320
gggactccta tgagaacttc aaccagcacc acgaggacag tgtggatggc tccttgacc	1380
acaccgggg tcccctggat ggcagtcctt atgcccaggt gcagcggcct cccggcaga	1440
ccccccggc acctctcca gagcctccac cccccccat gctctctgtc agcagcgact	1500
caggccattc ctccacgctg accacagagc cggctgctga gtcccctggc cgcccgcccc	1560
ctacagctgc tgaacggcag gagctggatc gcctcctagg aggctgcgga gtggccagtg	1620
ggggccgggg agctggggcg gagacggcca tcctagatga cgaagagcag cccactgtgg	1680
gcggaggccc ccacctcgga gtgtatccag gccataggcc tggcctcagc cgccactgct	1740
cctgccgcca gggctaccgg gagcctgcg gggttcccaa tgggggctac taccggccag	1800
agggaaacct ggagaggagg cactggcct acgggggcta tgagggatcc cccagggt	1860
acgccgaggc ctcgatggag aagaggcgcc tctgccgatc gctgtcagag gggctatacc	1920
cctaccacc tgagatgggg aaaccagcca ctggggactt tggctaccgc gcccaggct	1980
accgggaggt ggtcatcctg gagaccctg ggctgcctgc cctatacca tgcccagcct	2040
gcgaggagaa gctggcgctg cctacagcag ccttgtatgg actgcggctg gagagggagg	2100
ctggagaagg gtgggcaagt gaggtggca agcctctcct gcaccagtg cggcctgggc	2160
accgctgcc tctgctcttg cctgcctgtg ggcatacca tgccccgatg cctgactaca	2220
gctgcctgaa gccacccaag gcaggcgagg aagggcacga gggctgctcc tacacatgt	2280
gccccgaagg caggtatggg catccagggt accctgccct ggtgacatac agctatggag	2340
gagcagttcc cagttactgc ccagcatatg gccgtgtgcc tcatagctgt ggctctccag	2400

ES 2 534 734 B1

gagagggcag agggatatccc agccctgggtg cccactcccc acgggctggc tccatttccc	2460
cgggcagccc gccctatcca caatctagga agctgagcta cgagatccct acggaggagg	2520
gaggggacag gtaccatttg cctgggcacc tggcctcagc aggaccttg gcatctgcag	2580
agtcgctgga gccggtgtcc tggagggagg gccccagtgg gcacagcaca ctgcctcggt	2640
ctccccgaga tgccccatgc agtgcttcgt cagagttgtc tggtcctcc acgccctgc	2700
acaccagcag tccagtccag ggcaaggaaa gcaccggcg acaggacacc aggtccccca	2760
cctcagcgcc cactcagaga ctgagtcctg gcgaggcctt gccccctggt tcccaggcag	2820
gcaccgaaa gggccctgag ctgccgtcgg gaagtgggccc tgagcctctg gccctagcc	2880
cagtctctcc gaccttccct cccagctcgc ccagtgactg gcctcaggaa aggagtccag	2940
ggggccactc agatggcgcc agtcctcgga gccctgtgcc caccacactt cctggcctcc	3000
gccacgcccc ctggcaaggc cctcgaggcc cccccgacag cccagatggg tctcccctca	3060
ctcctgtgcc ttcccagatg ccctggcttg tggccagccc agagccgcct cagagctcac	3120
ctacacctgc tttccccctg gctgcctcct atgacaccaa tggccttagc cagccccac	3180
ttcctgagaa acgccacctg cccgggcccgg ggcaacagcc aggaccctgg ggcccagagc	3240
aggcatcatc gccagccaga ggcacagtc accatgtcac cttcgcacct ctgctctcag	3300
ataatgtccc ccaaacccca gagcctccta cacaagagag ccaaagcaat gtcaagtttg	3360
tccaggatac atccaagttc tggtaacaagc cacacctgtc ccgtgaccaa gccattgccc	3420
tgctgaagga caaggacctt ggggccttcc tgatcaggga cagtcattca ttccaaggag	3480
cttatgggct gggcctcaag gtggccacac cgccaccag tgcccagccc tggaaagggg	3540
accccgtgga acagctggtc cgccatttcc tcatcgagac tgggccc aaa ggggtgaaga	3600
tcaagggctg ccccagtgag ccctactttg gcagcctgtc cgccttggtc tcccagcact	3660
ccatctcccc catctccctg ccctgctgcc tgcgcattcc cagcaaagat cctctggaag	3720
agaccccaga ggctccagtg cccaccaaca tgagcacagc ggcagacctc ctgcgtcagg	3780
gtgctgcctg cagcgtgctc tacttgacct cagtggagac agagtcactg acgggcccc	3840
aagctgtggc ccgggcccagc tctgcagctc tgagctgtag cccccgccc acaccagctg	3900
ttgtccactt caaggtgtca gcccagggca ttacactgac ggacaaccaa aggaagctct	3960
tctttcgccg ccattatcca gtgaacagca tcaccttctc cagcactgac cctcaagacc	4020
ggagatggac caaccagac gggaccacct ccaagatctt tggtttcgtg gccaagaagc	4080
cggaagccc ctgggagaat gtgtgtcacc tctttgcaga gcttgaccca gatcagcctg	4140

ES 2 534 734 B1

ctggcgccat tgtcaccttc atcaccaaag ttctactggg ccagagaaaa tgaaggaagg	4200
ccacaagctc agagcccaca tcaacactgc ccccctccca gcaccccaca gccctcacat	4260
cccctggcct ggacccagga gaccagag aaagcaccct cccttaggaa tgaggagtgg	4320
gcatcaggcc tgggacactg ctctccttcc cggccccag cctgctaagt taagtggaca	4380
ggcccacaag atgaccttgc atgtgagcag atggcagaga tgggtgtgtg aggggtgagg	4440
aggcatcagc agttgagccc cgaaggagat caggcagccc cacctgcagg agaacgtcag	4500
ccctccaggg gatcagcccc tgccagttcc acccagctgc aggtgccagc acggcagggg	4560
tgggagaggg gtggggagcg agtcaactgcc tcctctgagc agagattcag agtaggatca	4620
catgaatagg ggaaaaaaga gagtctatth ttgtctaata ataaagaatt tctataaact	4680
ttagccgaaa	4690

<210> 46
 <211> 4952
 <212> DNA
 <213> Homo sapiens

<400> 46 gcacattctt tcaagtgaca gctatagcct gtcccagggg ctgctgtcca cagcttgggg	60
ctgaagactc ccaggccatt aacccttag cttttaggaa gattactccc ctttttcaa	120
ggccccatcc acctccctcc cttgactccc aggacgggaa gttggccatg ttcccaggag	180
ggaggccgga ggcccatgga tgggggtgga gtatgtgttg ggagggggga cctcctgtcc	240
agtcctcagg ccctgggaca gctgctgagg aaggagagca gaccagag agccatgaag	300
cctaggaaag ctgagcctca tagcttccgg gagaaggttt tccggaagaa acctccagtc	360
tgtgcagtat gtaaggtgac catcgatggg acaggcgttt cgtgcagagt ctgcaaggtg	420
gcgacgcaca gaaaatgtga agcaaagggtg acttcagcct gtcaggcctt gcctcccgtg	480
gagttgcggc gaaacacggc cccagtcagg cgcatagagc acctgggatc caccaaatct	540
ctgaaccact caaagcagcg cagcactctg cccaggagct tcagcctgga cccgctcatg	600
gagcggcgct gggacttaga cctcacctac gtgacggagc gcatcttggc cgccgccttc	660
cccgcgcggc ccgatgaaca gcggcaccgg ggccacctgc gcgagctggc ccatgtgctg	720
caatccaagc accgggacaa gtacctgctc ttcaaccttt cagagaaaag gcatgacctg	780
acccgcttaa accccaaggt tcaagacttc ggctggcctg agctgcatgc tccaccctg	840
gacaagctgt gctccatctg caaagccatg gagacatggc tcagtgctga cccacagcac	900

ES 2 534 734 B1

gtggtcgtac tataactgcaa gggaaacaag ggcaagcttg gggatcatcgt ttctgcctac	960
atgcactaca gcaagatctc tgcaggggcg gaccaggcac tggccactct taccatgcgg	1020
aaattctgcg aggacaaggt ggccacagaa ctgcagccct cccagcgtcg atatatcagc	1080
tacttcagtg ggctgctatc tggctccatc agaatgaaca gcagccctct cttcctgcac	1140
tatgtgctca tccccatgct gccagccttt gaacctggca caggcttcca gcccttcctt	1200
aaaatctacc agtccatgca gcttgtctac acatctggag tctatcacat tgcaggccct	1260
ggtccccagc agctttgcat cagcctggag ccagccctcc tcctcaaagg cgatgtcatg	1320
gtaacatggt atcacaaggg tggccggggc acagaccgga ccctcgtggt ccgagtccag	1380
ttccacacct gcaccatcca cggaccacag ctcaacttcc ccaaggacca gcttgacgag	1440
gcctggactg atgagagggt ccccttccaa gcctccgtgg agtttgtctt ctctccagc	1500
cccgagaaga tcaaaggcag cactccacgg aacgaccctt cggctctctgt cgactacaac	1560
accactgagc cagccgtgcg ctgggactcc tatgagaact tcaaccagca ccacgaggac	1620
agtgtggatg gctccttgac ccacaccggg ggtcccctgg atggcagtcc ttatgccag	1680
gtgcagcggc ctccccggca gaccccccg gcaccctctc cagagcctcc accaccccc	1740
atgctctctg tcagcagcga ctcaggccat tcctccacgc tgaccacaga gccggctgct	1800
gagtcccctg gccggccgcc ccctacagct gctgaacggc aggagctgga tcgctccta	1860
ggaggctgcg gagtggccag tgggggcccgg ggagctgggc gcgagacggc cactctagat	1920
gacgaagagc agcccactgt gggcggaggc cccacctcg gagtgtatcc aggccatagg	1980
cctggcctca gccgccactg ctctgcccgc cagggctacc gggagccctg cggggttccc	2040
aatgggggct actaccggcc agaggggaacc ctggagagga ggcgactggc ctacgggggc	2100
tatgagggat cccccaggg ctacgccgag gcctcgatgg agaagaggcg cctctgccga	2160
tcgctgtcag aggggctata ccctaccca cctgagatgg ggaaccagc cactggggac	2220
tttggtacc gcgccccagg ctaccgggag gtggtcatcc tggaggacc tgggctgcct	2280
gccctatacc catgcccagc ctgagaggag aagctggcgc tgcttacagc agccttgat	2340
ggactgcggc tggagagggg ggctggagaa ggggtggcaa gtgaggctgg caagcctctc	2400
ctgcaccag tgcggcctgg gcaccgctg cctctgctct tgctgctg tgggcatcac	2460
catgccccga tgctgacta cagctgctg aagccacca aggcaggcga ggaaggcac	2520
gagggctgct cctacacat gtgccccgaa ggcaggtatg ggcattccagg gtaccctgcc	2580
ctggtgacat acagctatgg aggagcagtt ccagttact gccagcata tggccgtgtg	2640

ES 2 534 734 B1

cctcatagct	gtggctctcc	aggagagggc	agagggtatc	ccagccctgg	tgcccactcc	2700
ccacgggctg	gctccatttc	cccgggcagc	ccgccctatc	cacaatctag	gaagctgagc	2760
tacgagatcc	ctacggagga	gggaggggac	aggtacccat	tgccctgggca	cctggcctca	2820
gcaggacctt	tggcatctgc	agagtcgctg	gagccggtgt	cctggagggga	gggccccagt	2880
gggcacagca	cactgcctcg	gtctccccga	gatgccccat	gcagtgcttc	gtcagagttg	2940
tctggtccct	ccacgcccct	gcacaccagc	agtccagtcc	agggcaagga	aagcaccggg	3000
cgacaggaca	ccaggtcccc	cacctcagcg	cccactcaga	gactgagtcc	tggcgaggcc	3060
ttgccccctg	tttcccaggc	aggcaccgga	aaggcccctg	agctgcccgc	gggaagtggg	3120
cctgagcctc	tggcccctag	cccagtctct	ccgaccttc	ctcccagctc	gccagtgac	3180
tggcctcagg	aaaggagtcc	agggggccac	tcagatggcg	ccagtcctcg	gagccctgtg	3240
cccaccacac	ttcctggcct	ccgccacgcc	ccctggcaag	gccctcgagg	ccccccgac	3300
agcccagatg	ggtctcccct	cactcctgtg	ccttcccaga	tgccctggct	tgtggccagc	3360
ccagagccgc	ctcagagctc	acctacacct	gctttcccc	tggctgcctc	ctatgacacc	3420
aatggcctta	gccagccccc	acttctgag	aaacgccacc	tgcccggggc	ggggcaacag	3480
ccaggaccct	ggggcccaga	gcaggcatca	tcgccagcca	gaggcatcag	tcacatgtc	3540
accttcgcac	ctctgctctc	agataatgtc	ccccaaacc	cagagcctcc	tacacaagag	3600
agccaaagca	atgtcaagtt	tgtccaggat	acatccaagt	tctggtacaa	gccacacctg	3660
tcccgtgacc	aagccattgc	cctgctgaag	gacaaggacc	ctggggcctt	cctgatcagg	3720
gacagtcatt	cattccaagg	agcttatggg	ctggccctca	aggtggccac	accgccacc	3780
agtgcccagc	cctggaaagg	ggaccccgtg	gaacagctgg	tccgccattt	cctcatcgag	3840
actgggcca	aaggggtgaa	gatcaagggc	tgccccagtg	agccctactt	tggcagcctg	3900
tccgccttgg	tctcccagca	ctccatctcc	cccatctccc	tgccctgctg	cctgcgcatt	3960
cccagcaaag	atcctctgga	agagaccca	gaggctccag	tgcccaccaa	catgagcaca	4020
gcggcagacc	tcttgctca	gggtgctgcc	tgacgcgtgc	tctacttgac	ctcagtggag	4080
acagagtcac	tgacgggccc	ccaagctgtg	gcccgggcca	gctctgcagc	tctgagctgt	4140
agccccgcc	cgacaccagc	tgttgctcac	ttcaaggtgt	cagcccaggg	cattacactg	4200
acggacaacc	aaaggaagct	cttctttcgc	cgccattatc	cagtgaacag	catcaccttc	4260
tccagcactg	accctcaaga	ccggagatgg	accaaccag	acgggaccac	ctccaagatc	4320
tttggtttcg	tggccaagaa	gccgggaagc	ccctgggaga	atgtgtgtca	cctctttgca	4380

ES 2 534 734 B1

```

gagcttgacc cagatcagcc tgctggcgcc attgtcacct tcatcaccaa agttctactg      4440
ggccagagaa aatgaaggaa ggccacaagc tcagagccca catcaacact gccccctcc      4500
cagcacccca cagccctcac atcccctggc ctggaccag gagaccagag agaaagcacc      4560
ctcccttagg aatgaggagt gggcatcagg cctgggacac tgctctcctt ccccgcccc      4620
agcctgctaa gttaagtgga caggcccaca agatgacctt gcatgtgagc agatggcaga      4680
gatgggtgtg tgaggggtga ggaggcatca gcagttgagc cccgaaggag atcaggcagc      4740
cccacctgca ggagaacgtc agccctccag gggatcagcc cctgccagtt ccaccagct      4800
gcaggtgcca gcacggcagg gatgggagag ggggtggggag cgagtcactg cctcctctga      4860
gcagagattc agagtaggat cacatgaata ggggaaaaaa gagagtctat ttttgtctaa      4920
taataaagaa tttctataaa ctttagccga aa      4952

```

```

<210> 47
<211> 4862
<212> DNA
<213> Homo sapiens

```

```

<400> 47
tcctcacacc agccagacag cctaccctcc gccagggga agcggetgcc tccgccagge      60
cgcttccagg aagccccggg ccaggcccca gcattgttca ggccctgggg ccagcaccce      120
agccagccga acaccatgaa gtccagcggc cctgtggaga ggctgctcag agccctgggg      180
aggagggaca gcagccgggc cgcaagcagg cctaggaaag ctgagcctca tagcttccgg      240
gagaaggttt tccggaagaa acctccagtc tgtgcagtat gtaaggtgac catcgatggg      300
acaggcgttt cgtgcagagt ctgcaagggt gcgacgcaca gaaaatgtga agcaaagggtg      360
acttcagcct gtcaggcctt gcctcccgtg gagttgcggc gaaacacggc cccagtcagg      420
cgcatagagc acctgggatc caccaaactt ctgaaccact caaagcagcg cagcactctg      480
cccaggagct tcagcctgga cccgctcatg gagcggcgct gggacttaga cctcacctac      540
gtgacggagc gcatcttggc cgccgccttc cccgcgcggc ccgatgaaca gcggcaccgg      600
ggccacctgc gcgagctggc ccatgtgctg caatccaagc accgggacaa gtacctgctc      660
ttcaaccttt cagagaaaag gcatgacctg acccgcttaa accccaaggt tcaagacttc      720
ggctggcctg agctgcatgc tccaccctg gacaagctgt gctccatctg caaagccatg      780
gagacatggc tcagtgtctga cccacagcac gtggtcgtac tatactgcaa gggaaacaag      840
ggcaagcttg gggtcacgtt ttctgcctac atgcactaca gcaagatctc tgcaagggcg      900
gaccaggcac tggccactct taccatgcgg aaattctgcg aggacaaggt ggccacagaa      960

```


ES 2 534 734 B1

ctgcagccct	cccagcgtcg	atatatcagc	tacttcagtg	ggctgctatc	tggctccatc	1020
agaatgaaca	gcagccctct	cttctgcac	tatgtgctca	tccccatgct	gccagccttt	1080
gaacctggca	caggcttcca	gcccttcctt	aaaatctacc	agtccatgca	gcttgtctac	1140
acatctggag	tctatcacat	tgcaggccct	ggtccccagc	agctttgcat	cagcctggag	1200
ccagccctcc	tcctcaaagg	cgatgtcatg	gtaacatggt	atcacaaggg	tggccggggc	1260
acagaccgga	ccctcgtggt	ccgagtcag	ttccacacct	gcaccatcca	cggaccacag	1320
ctcactttcc	ccaaggacca	gcttgacgag	gcctggactg	atgagagggt	ccccttccaa	1380
gcctccgtgg	agtttgtctt	ctcctccagc	cccgagaaga	tcaaaggcag	cactccacgg	1440
aacgaccct	cggtctctgt	cgactacaac	accactgagc	cagccgtgcg	ctgggactcc	1500
tatgagaact	tcaaccagca	ccacgaggac	agtgtggatg	gctccttgac	ccacaccgg	1560
ggtcccctgg	atggcagtc	ttatgcccag	gtgcagcggc	ctccccggca	gaccccccg	1620
gcaccctctc	cagagcctcc	accaccccc	atgctctctg	tcagcagcga	ctcaggccat	1680
tcctccacgc	tgaccacaga	gccggctgct	gagtcccctg	gccggccgcc	ccctacagct	1740
gctgaacggc	aggagctgga	tcgcctccta	ggaggctgcg	gagtggccag	tgggggcccg	1800
ggagctgggc	gcgagacggc	catcctagat	gacgaagagc	agcccactgt	ggcgaggaggc	1860
ccccacctcg	gagtgtatcc	aggccatagg	cctggcctca	gccgccactg	ctcctgccgc	1920
cagggctacc	gggagccctg	cggggttccc	aatgggggct	actaccggcc	agagggaaacc	1980
ctggagagga	ggcgactggc	ctacgggggc	tatgagggat	ccccccaggg	ctacgccgag	2040
gcctcgatgg	agaagaggcg	cctctgccga	tcgctgtcag	aggggctata	cccctacca	2100
cctgagatgg	ggaaaccagc	cactggggac	tttggtacc	gcgccccagg	ctaccgggag	2160
gtggtcatcc	tggaggacc	tgggctgcct	gccctatacc	catgcccagc	ctgcgaggag	2220
aagctggcgc	tgcttacagc	agccttgat	ggactgcggc	tggagaggga	ggctggagaa	2280
gggtgggcaa	gtgaggctgg	caagcctctc	ctgcaccag	tgccggcctgg	gcaccgctg	2340
cctctgctct	tgctgctg	tgggcatcac	catgccccga	tgctgacta	cagctgctg	2400
aagccacca	aggcaggcga	ggaagggcac	gagggctgct	cctacaccat	gtgccccgaa	2460
ggcaggtatg	ggcatccagg	gtaccctgcc	ctggtgacat	acagctatgg	aggagcagtt	2520
cccagttact	gcccagcata	tggccgtgtg	cctcatagct	gtggctctcc	aggagagggc	2580
agagggtatc	ccagccctgg	tgcccactcc	ccacgggctg	gctccatttc	cccgggcagc	2640
ccgccctatc	cacaatctag	gaagctgagc	tacgagatcc	ctacggagga	gggaggggac	2700

ES 2 534 734 B1

aggtacccat tgcctgggca cctggcctca gcaggacctt tggcatctgc agagtcgctg	2760
gagccggtgt cctggagggga gggccccagt gggcacagca cactgcctcg gtctccccga	2820
gatgccccat gcagtgcctc gtcagagttg tctggtcctt ccacgcccct gcacaccagc	2880
agtccagtcc agggcaagga aagcaccgga cgacaggaca ccagggtcccc cacctcagcg	2940
cccactcaga gactgagtcc tggcgaggcc ttgccccctg tttcccaggc aggcaccgga	3000
aaggccccctg agctgcccgc gggaagtggg cctgagcctc tggccccctag ccagttctct	3060
ccgaccttcc ctcccagctc gcccagtgac tggcctcagg aaaggagtcc agggggccac	3120
tcagatggcg ccagtcctcg gagccctgtg cccaccacac ttcttggcct ccgccacgcc	3180
ccctggcaag gccctcgagg ccccccgac agcccagatg ggtctcccct cactcctgtg	3240
ccttcccaga tgccctggct tgtggccagc ccagagccgc ctgagagctc acctacacct	3300
gctttcccc tggctgcctc ctatgacacc aatggcctta gccagcccc acttctgag	3360
aaacgccacc tgcccgggccc ggggcaacag ccaggacctt gggggcccaga gcaggcatca	3420
tcgccagcca gaggcacag tcaccatgtc accttcgcac ctctgctctc agataatgtc	3480
ccccaaacc cagagcctcc tacacaagag agccaaagca atgtcaagtt tgtccaggat	3540
acatccaagt tctggtacaa gccacacctg tcccgtgacc aagccattgc cctgctgaag	3600
gacaaggacc ctggggcctt cctgatcagg gacagtcatt cattccaagg agcttatggg	3660
ctggccctca aggtggccac accgccacc agtgcccagc cctggaaagg ggaccccgtg	3720
gaacagctgg tccgccattt cctcatcgag actgggccc aaggggtgaa gatcaagggc	3780
tgccccagtg agccctactt tggcagcctg tccgccttgg tctcccagca ctccatctcc	3840
cccatctccc tgccctgctg cctgcgctt cccagcaaag atcctctgga agagaccca	3900
gaggctccag tgcccaccaa catgagcaca gcggcagacc tcctgcgtca ggggtctgcc	3960
tgcagcgtgc tctacttgac ctgagtgag acagagtcac tgacgggccc ccaagctgtg	4020
gcccgggcca gctctgcagc tctgagctgt agccccgcc cgacaccagc tgttgtccac	4080
ttcaaggtgt cagcccaggg cattacactg acggacaacc aaaggaagct cttctttcgc	4140
cgccattatc cagtgaacag catcacctt tccagcactg accctcaaga ccggagatgg	4200
accaaccag acgggaccac ctccaagatc tttggtttcg tggccaagaa gccgggaagc	4260
ccctgggaga atgtgtgtca cctctttgca gagcttgacc cagatcagcc tgctggcgcc	4320
attgtcacct tcatcaccaa agttctactg ggccagagaa aatgaaggaa ggccacaagc	4380
tcagagccca catcaacact gccccctcc cagcacccca cagccctcac atcccctggc	4440

ES 2 534 734 B1

ctggaccag gagaccagc agaaagcacc ctcccttagg aatgaggagt gggcatcagg	4500
cctgggacac tgctctcctt ccccgcccc agcctgctaa gttaagtgga caggcccaca	4560
agatgacctt gcatgtgagc agatggcaga gatgggtgtg tgaggggtga ggaggcatca	4620
gcagttgagc cccgaaggag atcaggcagc cccacctgca ggagaacgtc agccctccag	4680
gggatcagcc cctgccagtt ccaccagct gcaggtgcca gcacggcagg gatgggagag	4740
gggtggggag cgagtcactg cctcctctga gcagagattc agagtaggat cacatgaata	4800
ggggaaaaaa gagagtctat ttttgtctaa taataaagaa tttctataaa ctttagccga	4860
aa	4862

<210> 48
 <211> 6527
 <212> DNA
 <213> Homo sapiens

<400> 48 gctgggagag tggctctcct ttggcttccc caattgtgtg ggggctgcca ttgaccgggt	60
gtcgccgcag aaccgaggtc gccgagtgat gatgttgtga agtcgcccgc ctgtccctgc	120
cacgcccggg cggttgctgg cagtgggagc agcggcagca gcttcggctg ctgctttcag	180
gctgccgctg cattaggggc ttctgagga agcgcgggcg gacgacagag gatgccgaac	240
cactccagtc atgactgtcc aaagtatgat aatcacatga gagtgctcgt tgctacggat	300
gtcatttgac tcatcagaga aaatctgtct aaaagaaaat atccatgtga ccaaatccat	360
ttcattattg aatggcttga tggatttctt ttactctgat tcataccaaa gctgtccttc	420
tcaaccaaag caagaaagga tcctgcatga gtcaatccca gaatgcaatt tttacatcac	480
caacaggtga agaaaacctc atgaatagca atcacagaga ctcggagagc atcactgatg	540
tctgctcaa tgaggatctc cctgaagttg agctgggtgag tctgctagaa gaacaactac	600
cacagtatag gctaaaagta gacactctct ttctatatga aaatcaagac tggactcagt	660
ctccacacca gcggcagcat gcatctgatg ctctctctcc agtccttgct gaagagactt	720
tccgttacat gattctaggc acagacaggg tggagcagat gacccaaaact tacaatgaca	780
tcgacatggt tacacatctc ctggcagaga gggatcgtga tctggaactc gctgctcgaa	840
ttggacaagc tctcttaaag cggaacctg tcttatctga gcagaacgaa tccttgagg	900
agcaattggg acaagccttt gatcaagtta atcagctgca gcatgagcta tgcaagaaag	960
atgagttact tcgaatcgtc tccattgctt ctgaagaaag tgaactgat tccagctggt	1020

ES 2 534 734 B1

ctacacctct	tcggttcaat	gagtccttta	gcttatctca	agggttgctg	cagttggaaa	1080
tgctgcaaga	aaagctcaag	gaactggaag	aagagaatat	ggctcttcga	tccaaggctt	1140
gtcacataaa	gacagaaact	gttacctatg	aagaaaagga	acaacagctt	gtcagcgact	1200
gtgttaaaga	acttcgtgaa	acaaatgctc	agatgtccag	aatgactgaa	gaattgtcag	1260
ggaagagtga	tgagctgatt	cgataccaag	aagagctttc	ctctcttttg	tcacagattg	1320
tagaccttca	gcacaaactt	aaagaacatg	tgattgagaa	ggaagaacta	aaacttcacc	1380
tgcaagcttc	caaagatgcc	caacggcaac	tgacaatgga	gctgcacgag	ttacaagaca	1440
ggaatatgga	gtgtctagga	atgttacatg	aatcccaaga	agaaataaag	gaacttcgta	1500
gtagatctgg	ccctactgct	catctctact	tctcccaatc	atatggagct	tttactgggg	1560
aatctttggc	agctgagatt	gaggggacta	tgcgtaaaaa	gctgagtttg	gatgaggaat	1620
cttctctctt	taaacaaaaa	gcccaacaga	agcgggtatt	tgataccgtc	aggattgcca	1680
atgacacacg	gggccgctct	atctcattcc	cagctctggt	accattcca	ggctccaacc	1740
gttcaagtgt	catcatgaca	gcaaacctt	ttgagtctgg	tcttcagcaa	acagaggaca	1800
aatcactcct	gaaccagggg	agcagctcag	aggaggttgc	agggagctcc	cagaagatgg	1860
gccaaccagg	accctcagga	gatagtgatt	tggctacagc	actgcatcgc	cttagcttgc	1920
gtcgacaaaa	ctatttaagt	gagaagcagt	tctttgctga	agaatggcag	cgaagatcc	1980
aggttctggc	agaccagaag	gaaggagtta	gtggctgtgt	caccccgaca	gagagccttg	2040
cctctctctg	caccaccag	tcagagatca	cagacctcag	cagtgccagt	tgccttcgag	2100
gttttatgcc	agaaaaatta	caaattgtca	agccccttga	aggatcacia	actctgtatc	2160
actggcagca	gcttgctcaa	ccaaacttgg	gaaccatcct	tgatccacga	ccaggtgtca	2220
ttactaaagg	ctttaccag	ttgcccgggg	atgctattta	tcacatctca	gatttagaag	2280
aggatgaaga	ggaggggtatt	acttttcagg	ttcagcaacc	tcttgaagtg	gaagagaaac	2340
tttcaacatc	caagccagta	acagggatct	tcttgccacc	cattacttca	gcaggtggac	2400
cagttacagt	tgcaaccgcc	aaccaggaa	agtgcctgtc	gtgcacaaac	tcaacattca	2460
ctttcaccac	ctgtagaata	ttacatcctt	ctgacatcac	tcaggttacc	cccagctctg	2520
ggttcccttc	attatcctgt	ggaagtagcg	gtagcagttc	atccaacacg	gctgtgaatt	2580
ctcctgcctt	gtcctataga	ctcagcattg	gtgagtccat	caccaaccga	cgagattcca	2640
ctacaacctt	cagtagcacc	atgagcttgg	ccaaacttct	acaagagcga	ggcatctctg	2700
ccaaagtgta	ccacagccca	atttcagaga	accccctcca	gcctctccct	aatccctgg	2760

ES 2 534 734 B1

ctatcccttc	cacaccacca	aattcaccat	ctcactcacc	ttgcccttct	cctttaccct	2820
ttgagcctcg	agtgcatctc	tctgaaaatt	ttttggcctc	tcgaccagct	gagacattcc	2880
tccaggagat	gtatggcttg	agaccctccc	ggaaccctcc	tgatgttggc	cagttgaaga	2940
tgaacttagt	ggacaggctg	aagagactgg	ggatagccag	agtgggtcaag	aaccctggtg	3000
cccaagagaa	tggaagatgc	caggaggcag	aaattggtcc	tcaaaaacca	gattctgctg	3060
tttatttaaa	ttcaggtagc	agtttattag	gtggactaag	gaggaatcag	agtcttccag	3120
tcataatggg	tagctttgct	gccccagttt	gcacatcctc	acccaaaatg	ggtgtcctga	3180
aggaggactg	aggttcagca	gttaactgac	cttttataca	agttagcaca	tgaaggatag	3240
atatgcactg	aaacatgtgg	tctggtctga	cttgagagaa	aaggaatggt	gcacaagggt	3300
tgtgaatgtg	aaagggggaa	tggaggaatg	gaaataaaat	tgggatgagc	cctaattggag	3360
gaagtcgggc	aaattgaaag	tataaatgaa	tgggccatga	gtgttcagag	ggagaaaaga	3420
aaggtttaat	atactccttc	agttgagttt	tcttgtcttg	aacataaaaa	gtgaatacaa	3480
ataaattcag	taatactaaa	acatacagag	atactgaact	tgctggcaca	tttacttctg	3540
gtaagcataa	agcagagaga	accagggtta	gaaggatggg	aagagaaaag	gagcagtttt	3600
attgcttata	gaaagccggt	ctgagggggt	gggtgggtaa	gctcagtcta	ttactgagac	3660
aatagtgaga	tggcttata	gtttcccctg	ttaatatctg	gttaaattat	gtatccatca	3720
aatggtatgc	tcgcagcatt	agcaaaatta	ggagtttcat	ctttttcatt	gaatcacagg	3780
tggagactcc	tattttcctt	tctgttttca	ggcctttgag	cccctgggag	cccaaatacc	3840
actcaattat	tttgtattta	tgattaataa	aagttcattt	tttaaatttg	tatttttata	3900
caacctcaa	aaaaaaaaac	aactgggtag	agggtgggag	ggatttactt	ttaagaggca	3960
aatgtgagt	aaattgaaac	caagaaaact	tgttttttaga	atatttcgtc	tgaataagta	4020
cagtagccaa	ggaatacaaa	cataattgca	tgtttttaaa	aattccttgg	aggctggaag	4080
gggttaagcc	agaagtgcaa	tcaataggaa	ttagggaatg	ttgtatattt	atatatgtaa	4140
actttttttg	taagaaaagt	tggtgacaac	taaaccaact	ttttccaaag	tgcgctatgc	4200
atatttttaa	tgaagatga	catgtatttg	cacaaaaatt	ctcaggcaca	ttaaattatt	4260
gtaaactgaa	gtaaaacccg	ggtgcttgct	ttgagattgt	ggttttttct	tcctaagtga	4320
aaataaaata	aaacacatct	gccttcttga	tatttataga	attagagaat	aaacttttta	4380
atgggggagt	caaagctttt	tctttttctc	taaggttctt	tttttttatt	caactgtat	4440
gaaatggcaa	agtgaggctc	tggggtaga	tttcagcatt	cagcagttga	cacaggctaa	4500

ES 2 534 734 B1

gaaatggaaa gaagtagatc tgttttttct caatgttgct gagcaaagtc tgcttctcat 4560
 cagatgacgt ggctttgtct agacagcacg cagttcagaa agaaatgtct ttatacaaaa 4620
 gacatgatag agaaaagatg agagagggga ctaattatth tgtttatgaa aatggcaagt 4680
 aaattacttg atctttttgg tgcttaatth gcaaatgtth tgttcctttg tcctgactta 4740
 aaggcagtht tctgaagaac tcttgactct tgctcctatg gttcccatag gcacacctat 4800
 tcccaggcca aggagagtcc ttcctctccc cttttgaggc atccccgcca tccccctact 4860
 tagagctatg tgctcaaaaa gccaacatga atgcagtggg aaaaatttgg tagtttctta 4920
 tactttttag aatctctcaa taaaatthtt ctaaataaat tccacaaaaa caaaggggta 4980
 agatggcttc tccctttcgt tccccttcac tcagttgtgc tgagggtcaat agagtgtaga 5040
 gtttcagaaa ggattccagc aggtttatat gtgaatataa gtgtccctga atggggcagg 5100
 cattaatatg aagaatccct gctgtthaaa tttcccgcac attccaattc actthtaaaa 5160
 aataccatth gaatthgtat ttcataaagt gactctgggg tgcttactth agtcaattct 5220
 taaaatthtt tatttgthcc ctaagaaagt aattactgth tctgthgcct ggacagthac 5280
 agthtccagg aaacatcagg aagtaggaaa ctgtagggcc agagagtagt acaacgthaa 5340
 attgtccgat ttatgtgat tactthaaagc tataaattga actagatctt gccgtgctct 5400
 gtattgagta taatthgtat actththttat aattaatgac taaatgatca cthtgagggc 5460
 aggggtgggg ggggtgatta gcagccaaat aagcacatct gatcaaaaag aaccaggctt 5520
 agatththtt taagtacatt gatgthgatg ttccaccaga aacacctthaa gtgtatactg 5580
 thgtgtaatg tctctagaaa ggaatcctgt cthaaaactg ggtthtgctg thththgaag 5640
 thtctaccta aaatcatthtt tggatatcc tgataatctc tataatacta gaatthgtctg 5700
 caaaatatag taagaagaat tggagcctaa tagctgattc ctcccattth atctgthtatg 5760
 ththgtcact attcacatth tagtctthtc tacgataaaa attgtatgtg tactthcatg 5820
 ccagtatagg aaacctcaat cththththtt thtgccttht aagaaggtht tcagtgatta 5880
 tacctcaggth atthctgagth gtcctattgt ctaataggag aaatatcttc ccgagctcag 5940
 aatthaaagt tctcctaaat tatgaagatc ccaaacttht tgthaaataac cthtaggcatg 6000
 agtccttagg gagaagthaa tgaccatthg thaaagthctt ththtagaaaa ththgtgctg 6060
 tatgthctthg atthgacata aatgaataga cththggcaag ggaggthaaata agththaaagg 6120
 cagctthcaa gagcctatth cctataaagg gtataattht acacagthact caaagctthg 6180
 tatctthtct gaccatthta gtacagaatt agthactthgg ggtthactaac atcaactthg 6240

ES 2 534 734 B1

gacatctaga actagggctc ttagtgttta gtgggccact tctctgatgt cagatgcatg 6300
cagacctgta ctccacatgc aaccaacag cagtgcagtg tgataactga gcggtcgcac 6360
ggcagaggac atccccctca gagtgggcac aagtgcctc tagggcagcc aggggaatac 6420
tattgttcga tacctgggat ttgactttgt caaacagctc tttgtgcccc tatctttggt 6480
ttgtcaaatg tagatcagtt aataaacatg agtagcttga attttca 6527

<210> 49
<211> 449
<212> DNA
<213> Homo sapiens

<400> 49
atatccactc ctgctctccc tctgcaggt gaccccagcc atgaggacca tcgccatcct 60
tgctgccatt ctctggtgg cctgcaggc ccaggctgag tcaactccagg aaagagctga 120
tgaggctaca acccagaagc agtctgggga agacaaccag gaccttgcta tctcctttgc 180
aggaaatgga ctctctgctc ttagaacctc aggttctcag gcaagagcca cctgctattg 240
ccgaaccggc cgttgtgcta cccgtgagtc cctctccggg gtgtgtgaaa tcagtggccg 300
cctctacaga ctctgctgtc gctgagcttc ctagatagaa accaaagcag tgcaagattc 360
agttcaaggt cctgaaaaaa gaaaaacatt ttactctgtg taccttgtgt ctttctaaat 420
ttctctctcc aaaataaagt tcaagcatt 449

<210> 50
<211> 5598
<212> DNA
<213> Homo sapiens

<400> 50
agagccactg aggcctgagc gagagccgac ggcgggaggc cgcagctgct gccggagcgc 60
cggcgcgtgc tgggtgggcca cacaccttc ctctcttca ctgcgagcc ctcgacatg 120
gtggcccccg gctccgtgac cagccggctg ggctcggat tccccttct gctagtctctg 180
gtggatctgc agtacgaag tgctgaatgt ggagtaaag cagatggtga gaaacatctt 240
gaattgggca agaaattact tgcagctgga cagctagctg atgctttatc tcagtttcat 300
gctgccgtag atggtgacct tgataactat attgcttatt atcggagggc tactgtcttt 360
ttagctatgg gcaaatcaaa agctgcactt cctgatttaa ctaaagtgat tcaattgaag 420
atggacttca ctgcagcaag attacagaga ggtcacttat tactcaaca aggaaaactt 480
gatgaagcag aagatgattt taaaaagtg ctcaaatcta atccaagtga aatgaagaa 540

ES 2 534 734 B1

aaggaagcac agtctcaact tataaaatct gatgaaatgc agcgtttgcg ttcacaagca	600
cttaacgctt ttggaagtgg agattatact gctgctatag ccttccttga taagatttta	660
gaggtttggtg tttgggatgc agaactacgg gaacttcgag ctgaatgttt tataaaagaa	720
ggagaaccta ggaaagctat aagtgactta aaagctgcgt caaagttgaa gaatgataat	780
actgaagcgt tttataaaat aagcacactg tactaccaac taggagacca cgaactgtcc	840
ctcagtgaag ttcgggaatg tcttaaactt gaccaggatc ataaaagggtg ttttgcacac	900
tataaacaag taaagaaact taataagctg attgagtcag ctgaagagct catcagagat	960
ggcagataca cagatgctac cagcaaatat gaatctgtca tgaaaacaga gccaagcatt	1020
gctgaatata cagttcgttc aaaggagagg atttgccact gcttttctaa ggacgagaag	1080
cctgttgaag ctattagggg ttgttctgaa gttttacaga tggaacctga caatgtgaat	1140
gccctgaaag atcgagcaga ggcctatgtg atagaggaaa tgtatgatga agctattcag	1200
gattatgaaa ctgctcagga acacaatgaa aatgatcagc agattcgaga aggtctagag	1260
aaagcacaaa gattattgaa acagtcgcag aaacgagatt attataaaat cttgggagta	1320
aaaagaaatg ccaaaaagca agaaattatt aaagcatacc gaaaattagc actgcagtgg	1380
caccagata acttccagaa tgaagaagaa aagaaaaaag ctgagaaaaa gttcattgat	1440
atagcagctg ctaaagaagt cctctctgat ccagaaatga gaaagaagtt tgacgacgga	1500
gaagatcctt tggatgcaga gagccagcaa ggaggcggcg gcaacccttt ccacagaagc	1560
tggaactcat ggcaagggtt caatcccttc agctcaggcg gaccatttag atttaaattc	1620
cacttcaatt aaaccaactg tttttctgct cttcttaatt tttttaaaga ttaaaaacaa	1680
agaaatcttg ttccgggacc ctaatgaaaa aaaatttcaa atcttttcag tttgtccatg	1740
accaagagt tgctttaata ggaaaaaatc tgttcttadc cctgtcagat ttatggttaa	1800
tgggtttgca acggcaagga ggcaaggaat ggttctatgt ctgacagagc agcctgcac	1860
tgctttatgc tgtctggagg gaagtggctt gaggcaggct caccctgga agtgctcacg	1920
tattctgtat tatttttcta cactggagct gagattcttc tcttcacagc cttgcagagt	1980
aagtcagtgc ctacaagtgt aagaaggagc tgtaatcttc atgaggatgg ttataactca	2040
gtattcttaa agagaacatg aacatttttg agctgtatgt tcttagggac aactgtgctt	2100
cgatgtggtc agtctcgtca cttgtgagta gctgtgaaat ctttagtgtg catgtgtttg	2160
cacctctgtg gtctgtcaac gtggctgtca ctgaaggagc aagagaccat cttttaggaa	2220
ccctgccacc aaataataat atatccaggc ttagactttg gattaatggtt aatgtacat	2280

ES 2 534 734 B1

ttttttggtt cagtacctga agaagaatac tgaacttga atctataaat tcctatggac	2340
ccttttaata ttaaacacaa caaattaa gttggtatag gtaaaataag ttcagataaa	2400
atagtgggtg tatttaaaat aatattgctg aagtgcagat tgaataactt tttaacaac	2460
tgaagtctg agtttttata ggaatttca tgtaacaaga ctggtttaga aacgtaaagt	2520
tgcgcagtca acataaataa atacagaatg ccatgttctc cacttctaag taaagacagt	2580
gggcagcttc tgtttctcct tctatcaagg cttcaccta tcttaaaggt ctgtggtgcc	2640
tcccacgtgg gacctgtctg ctggtatgtg ttaaacagca gaccggcct tctaccagat	2700
cttgatgcct ctgattttct cctgcctaca agaaaataca ggcaaggtta gtcaggctg	2760
gctatatttc cactgttggt tcatttaata agatggcatc tcctcttgag atatgttctt	2820
cttacctttt aagaagatac tatttaagaa gtgaactatt cagtctttgt atactgaatg	2880
ctttttccct aaaaaatggt aatcaagaat attgaatatt tatggcactc ttgatgctgc	2940
atgtgaaagc tgaaggaatt actttagata gataggaatt gctaccttta ttctggaaag	3000
gttttgtttc tgcctcaaag cattttgaag tgttttaacc attaaaggggt ctaatttttt	3060
tttcttaatg aaatcaagca tttaattca ctgtgggagg catcctgacc acggacatcc	3120
ataacagcaa agcacaatc gttttcgtct gtagtcatat cctgaaacat aggtggacaa	3180
atttttaact gagagacaaa aatcacatag ttgaattgag cagaacactt aagtgccttc	3240
tgcactctatt taggagtcta tttcttacca ataaacttga caacgcattt ggaaaactag	3300
tgaacacctt acagctttca ttttgcttta atgtttcaat tcaagccggg gtaaaaataa	3360
ttccaaggc atttctgttt attctttagt aatctcacta ctggctatgt cagcaatatc	3420
tttttcaatc tggttccttt tgtatatgat gtcactgtga cctctttgaa atatagtgat	3480
ggcttttacc tactttgaaa agaattttca catagagtca gaaaaaaaaag gaaatatcaa	3540
atcacttgcc tttccacttg gagagcacga cagttgcaa caacaagggg tcaagggccg	3600
cacaggagat gtgtgggggc ctggccacct cccacctgct gccagaggc ttgtttgc	3660
tttcattttt tctccacttg taacaacat agtttcagct cctaaattct tatcatggat	3720
ttacttagtc atcttaactg acctgcagtt acttgctgt tttcagtga gagagagaag	3780
cagctctggt gccacatgcc agtgccatgg agggaaatga attctctgca atctgttgtt	3840
tcgctgattc atgaagaaag taacaactgt tgagtttcag ccttgatggc tgtcggcagt	3900
tttctggtgt ccacccaac ggagagacag tcaactcctgc ttaccctaata gtgtgactga	3960
gaagcagcct ggggtgtgtaa agagatagtc attccccctg cctgtctcac tgtagggtag	4020

ES 2 534 734 B1

cattatccac tgtaaaacca tactactttc attttcctt ggggactaca ggtgccaggt 4080
aacctttttt tttttttttt tttttttttg agacagaatc ttgctctggt gccaggctg 4140
gagtgcaggg acacctcccg ggttcaagca gttctcctgc ctcagcctcc aagtagctgg 4200
gactataggc acgcaccacc atgcctggct aatttttgta tttttagtag aaatggggtt 4260
tcaactgtgtt agccaggatg gtcttgatct cctgacctg tgatctgccc gccttggcct 4320
tccaaagtgt tgggattaca ggcgtgagcc actgcgctg gccatcaggt aacctttatg 4380
gctctttcag gaaaagtgaa atcagagagg cgtaccctag ccacagctgt tgtattctgc 4440
tcttctttcc tttttgggtga gcttcatggg tggagttatc agtgggtctgt actttgtgga 4500
tattttgccc agcaggaagt attagacaca tcagtctaga agcattgtga aaaggttcca 4560
aaacgggaga caaaatttaa ttcattcctc agttctgaaa gtttgtgctt tcttaccatg 4620
aatagatgaa aacttgaaaa aaatcttgac agtttactaa tgtgaatcag atgtaacgta 4680
ctactaattc tacaatgcct ttctctttag tcagtattaa aaatcttttt taaagtattg 4740
gtatgaaaac aaatttttgt tgcctgata atggaatfff aaaactaccc acagttaaag 4800
agaaaacata acttggtaaa aaaggtagcc aataaaacca caatgtgaaa ttgataccat 4860
tttctactca caatggatga tgaaaaatft cacctttaaa tgggtcagaa gttgtctttg 4920
acatttacca tgaaaaaact acataaaatg gctccctggg gaggttacag acacggcctt 4980
ggatgatggg gttgcaaagt tttcactgag cacacagcaa tggtatcacc tagagaagtt 5040
cacgcaactt tgttgaatgt agttgacttt tccaaattta taaaggaagg aagaaggcaa 5100
atgttaatft gccacaacg aatattcctft ttctaaatca gatcattcct tttttgttag 5160
tggcagttta tcttgtaatt tcaaatgacg ttaagaggtg ggattatttg ggggtttttt 5220
ttgtttgftt acagatgatc tcatttgctg aatgattgat ttaagagtaa aattagccac 5280
tgcgtggcct tgtgtatagt aaccggtftt gttgcacttg tctgtggctg aaacacttac 5340
ctgcagtgga aagccgagca aggaggaggt aaacattgga gatgtttgtg aaaatattac 5400
tcttgctgtg aggttttagt ttgttttgaa tgagaaaaga ctaagtaact taatccatct 5460
caatgtagtg ttttaataaa aaaggaacct aatatttgaa atgggtctca gacatgtcta 5520
caaatatggg tactatfttt atgcccgtgt attttcacat ttaataaaaa tatttatggt 5580
catatcagta taaaaaaa 5598

<210> 51
<211> 4552
<212> DNA

ES 2 534 734 B1

<213> Homo sapiens

<400> 51

ctggaccct gccaggaag ggtcctcag acttgaggtt gccagctcag atgtggggct 60
gctgatacta ggtgactgga ctgatgttct gttctagatg aaactccttg aggggaccat 120
ttgaaaaggc ttgatgtgct gcccaaagcc cccttcagag ctgacttctc cccccagc 180
tgccgtgagc cttggctgct gacagctcat agctgagtcc ctcccgtgaa gtcaccttct 240
gctgaagggc acatcctctc ccaaggcgaa gctgggtccg tacatttgta agcagaggca 300
gtgcaagctg agcgtggctc ccggtgagag gaccccagag ctcaacagct acccccgctt 360
cagcgactgg ctgtacactt tcaacgtgag gccggagggt gtgcaggaga tccccgaga 420
cctcacgctg gatgcctctc tggagatgaa tgaggccaag gtgaaggaga cgctgcccgc 480
ctgtggggcc agcggggatg agtgtggccg tctgcagtat gccctcacct gcctgcccga 540
ggtgacaggc ctgggagggg agcacaagga ggactccagt tggagtcat tggatgcccg 600
gcgggaaagt ggctcagggc cttccacgga caccctctca gcagccagcc tgccctggcc 660
cccagggagc tcccagctgg gcagagcagg caacagccc cagggcccac gctccatctc 720
cgtgtcagct ctgcccgcct cagactcccc cccccagc ttcagtgagg gcctctcaga 780
cacctgtatt cccctgcacg ccagcggccg gctgaccccc cgtgcccctg acagcttcat 840
caccgccc accaccccc agctgcccag gcacaccaag ctgaagccac cacggacgcc 900
ccccccacc agccgcaagg tcttcagct gctgcccagc ttccccacac taccgaggag 960
caagtcccat gagtctcagc tggggaaccg cattgatgac gtctcctcga tgaggtttga 1020
tctctcgcac ggatccccac agatggtacg gagggatc gggctgtcgg tgacgcacag 1080
gttctccacc aagtcttggc tgtcgcaggt ctgccacgtg tgccagaaga gcatgatatt 1140
tgagtggaag tgcaagcatt gcaggttgaa gtgtcacaac aatgtacca aagaagcccc 1200
tgccctgtaga atatccttcc tgccactaac tcggcttcgg aggacagaat ctgtcccctc 1260
ggacatcaac aaccggtgg acagagcagc cgaaccccat tttggaacc tccccaaagc 1320
actgacaaag aaggagcacc ctccggccat gaatcacctg gactccagca gcaaccctc 1380
ctccaccacc tctccacac cctcctcacc ggcgcccttc ccgacatcat ccaaccatc 1440
cagcgcacc acgccccca accctcacc tggccagcgg gacagcaggt tcaacttccc 1500
agctgcctac ttcattcatc atagacagca gtttatcttt ccagtgccat ctgctggcca 1560
ttgctggaaa tgcctcctta ttgcagaaag tttaaaggaa aacgcttca acatttcagc 1620
ctttgcacac gcagccccgc tccctgaagc tgccgacggt acccggctcg atgaccagcc 1680

ES 2 534 734 B1

gaaagcagat gtgttggaag ctcacgaagc ggaggctgag gagccagagg ctggcaagtc	1740
agaggcagaa gacgatgagg acgaggtgga cgacttgccg agctctcgcc ggcctggcg	1800
gggccccatc tctcgcaagg ccagccagac cagcgtgtac ctgcaggagt gggacatccc	1860
cttcgagcag gtagagctgg gcgagcccat cgggcagggc cgctggggcc ggggtgcaccg	1920
cggccgctgg catggcgagg tggcattcg cctgctggag atggacggcc acaaccagga	1980
ccacctgaag ctcttcaaga aagaggtgat gaactaccgg cagacgcggc atgagaacgt	2040
gggtgctcttc atgggggcct gcatgaacct gccccacctg gccattatca ccagcttctg	2100
caaggggcg acgttgcaact cgtttgtgag ggacccaag acgtctctgg acatcaacaa	2160
gacgaggcaa atcgctcagg agatcatcaa gggcatggga tatcttcatg ccaagggcat	2220
cgtacacaaa gatctcaaat ctaagaacgt cttctatgac aacggcaagg tggcatcac	2280
agacttcggg ctgtttggga tctcaggcgt ggtccgagag ggacggcgtg agaaccagct	2340
aaagctgtcc cacgactggc tgtgctatct ggcccctgag attgtacgcg agatgacccc	2400
cgggaaggac gaggatcagc tgccattctc caaagctgct gatgtctatg catttgggac	2460
tgtttggtat gagctgcaag caagagactg gcccttgaag aaccaggctg cagaggcatc	2520
catctggcag attggaagcg ggaaggaat gaagcgtgtc ctgacttctg tcagcttggg	2580
gaaggaagtc agtgagatcc tgtcggcctg ctgggctttc gacctgcagg agagaccag	2640
cttcagcctg ctgatggaca tgctggagaa acttccaag ctgaaccggc ggctctcca	2700
ccctggacac ttctggaagt cagctgagtt gtaggcctgg ctgccttgca tgcaccaggg	2760
gctttcttcc tcctaatcaa caactcagca ccgtgacttc tgctaaaatg caaatgaga	2820
tgcgggcact aaccagggg atgccacctc tgctgctcca gtcgtctctc tcgaggctac	2880
ttcttttgct ttgttttaaa aactggcct ctgccctctc cacgtggcct gcatatgcc	2940
aagtaactgc tctcagagga tcccactaac tgagctccct ccaaggcagt ctgggcagct	3000
tctaactacc ttctggaca tgactgattg ctcccgtgtt cttctgaggg ctggtcttgt	3060
ttttgtttg gtggctctgt ctactgcta acaccttagt gagatgcctt ccaccctct	3120
gagcacacca gcctcccact ggggtgtgtc ctagtgcggg gcgggaggag gttgggaggg	3180
tgttggcttg gcttttaacc tgtggggatt ttgtccaaca aggagtggaa tgatttcaga	3240
gctgccctga ggctggcacc ctggtcacag gaaccctctg cgctggctcc tgtctcagtc	3300
ccctctgtag agttagatca gaagacacag aaagtctgt ggccatgaaa gataccagct	3360
tggaagggtt gtgtcttcag tggcaccctc agaaaaattg tcttaaagca aagaggtacc	3420

ES 2 534 734 B1

tggctccaga caatTTTTct gatgaaaaca aagtctctgc cccgtcccca ccctgccacc 3480
 ctggcaaagt tacttccttt acagctgccc agtgtacat agaccagacc ccaggtcagc 3540
 atttgtcaag agcatggctg ctgagtcccc tgtggcagtc aatgcactgt ttaccaaagt 3600
 caggtttctg ttctccctcc ccagcaagac ctgctgaacc cagatctctg gaatggggcc 3660
 ctaggaattt gcatttcaac ctgcttccca ggtggccctg atgcacccca gtattagagt 3720
 ttattgctaa aaggaacatg ccctgtcact cctggtatcc tgggagtcac gtttctcttc 3780
 tctctcagtt ctacttggag caagagcttt cctgggctgc aatgagaaa acaattccta 3840
 ggaaccaca gcagtactga gcatgctggg agcttgggac ttggagatga atgagccacc 3900
 gttgctgctc caagtaggac tacttggagt gtagctgagg ccttggacgc agtatgacca 3960
 ggggcagctc tgccagggct gttggccaat cagtcatTTT catttcttTg tggaggccag 4020
 gtccctctgct gaactcattt cctagctagt gttacccta ttctgatgaa gatcaatggg 4080
 gctataattc ttgtTTTTgt tctctttTgc agcattaaca gcagcaaagt tgtaccccgg 4140
 tttgaaaggT ttggcttggg cgtcctggag tccagtaatc caaagatgta gccagccata 4200
 tggTTTTctg ctgctgatct ctttctTTTT aaaatgtgtt tctgaaacat cccaacaacc 4260
 accacgacaa aaaaacactg cctgccccagc gctgcaaacc aggagcacac gtccctagatt 4320
 cagactgttg gccataaacc ccaactcggga gatggagctg cacctgctat ttcttaaaat 4380
 gacaccacca acaaccaaac ctgtcatgac agacagcaaa tgtttacacg tatatttctc 4440
 ctgagtgaac ctgatgtttt acaataggta ataataaaaa cagtctgtgc aaaaaaaaaa 4500
 aaaaaaaaaa aaaaaaaaaa aaaaaaaaaa aaaaaaaaaa aaaaaaaaaa aa 4552

<210> 52
 <211> 3111
 <212> DNA
 <213> Homo sapiens

<400> 52
 gcgagttgtg tgagccgcca gtatggccgg gctatggcgg cgagcactgg ctacgtgcca 60
 ctgtggggag cggcgcgggtg ctgggtgctg cggcggccga tgctggccgc cgccgggggg 120
 cgggttccca ctgcagcagg agcgtggttg ctccgaggcc agcggacctg cgacgcctct 180
 cctccttggg cactgtgggg ccgaggcccg gcaattgggg gccaatggcg ggggttttgg 240
 gaagcgagca gccgcggcgg aggcgcattc tcggggggcg aggacgcctc cgagggcggc 300
 gcggaggaag gagccggcgg cgcggggggc agcgcgggcg ccggggaagg cccggtcata 360

ES 2 534 734 B1

acggcgctca cgcccatgac gatccccgat gtgtttccgc acctgccgct catcgccatc	420
accgcgaacc cgggtgttccc gcgctttatc aagattatcg aggttaaaaa taagaagttg	480
gttgagctgc tgagaaggaa agttcgtctc gccagcctt atgtcggcgt ctttctaaag	540
agagatgaca gcaatgagtc ggatgtggtc gagagcctgg atgaaatcta ccacacgggg	600
acgtttgccc agatccatga gatgcaggac cttggggaca agctgcgcat gatcgtcatg	660
ggacacagaa gagtccatat cagcagacag ctggaggtgg agcccgagga gccggaggcg	720
gagaacaagc acaagccccg caggaagtca aagcggggca agaaggaggc ggaggacgag	780
ctgagcgcca ggcacccggc ggagctggcg atggagccca cccctgagct cccggctgag	840
gtgctcatgg tggaggtaga gaacgttgtc cacgaggact tccaggtcac ggaggaggtg	900
aaagccctga ctgcagagat cgtgaagacc atccgggaca tcattgcctt gaaccctctc	960
tacagggagt cagtgctgca gatgatgcag gctggccagc ggggtggtgga caaccccatc	1020
tacctgagcg acatgggagc cgcgctcacc ggggcccagt cccatgagct gcaggacgtc	1080
ctggaagaga ccaatattcc taagcggctg tacaaggccc tctccctgct gaagaaggaa	1140
tttgaactga gcaagctgca gcagcgctg gggcgggagg tggaggagaa gatcaagcag	1200
accacccgta agtacctgct gcaggagcag ctaaagatca tcaagaagga gctgggctg	1260
gagaaggacg acaaggatgc catcgaggag aagttccggg agcgcctgaa ggagctcgtg	1320
gtccccaagc acgtcatgga tgttgtggac gaggagctga gcaagctggg cctgctggac	1380
aaccactcct cggagttcaa tgtcaccgac aactacctag actggctcac gtccatccct	1440
tggggcaagt acagcaacga gaacctggac ctggcgcggg cacaggcagt gctggaggaa	1500
gaccactacg gcatggagga cgtcaagaaa cgcacctgag agttcattgc cgtagccag	1560
ctccgcggtc ccacccaggc caagatcctc tgcttctatg gccccctgg cgtgggtaag	1620
accagcattg ctgctccat cgcccgcgcc ctgaaccgag agtacttccg cttcagcgtc	1680
gggggcatga ctgacgtggc tgagatcaag ggccacaggc ggacctacgt gggcgccatg	1740
cccgggaaga tcatccagtg tttgaagaag accaagacgg agaaccctcct gatcctcatc	1800
gacgaggtgg acaagatcgg ccgaggctac cagggggacc cgtcgtcggc actgctggag	1860
ctgctggacc cagagcagaa tgccaacttc ctggaccact acctggacgt gccctggac	1920
ttgtccaagg tgctgttcat ctgcacggcc aacgtcacgg acaccatccc cgagccgctg	1980
cgagaccgta tggagatgat caacgtgtcg ggctacgtgg cccaggagaa gctggccatt	2040
gcggagcgct acctgggtgcc ccaggctcgc gccctgtgtg gcttggatga gagcaaggcc	2100

ES 2 534 734 B1

```

aagctgtcat cggacgtgct gacgctgctc atcaagcagt actgccgcga gagcgggtgtc 2160
cgcaacctgc agaagcaagt ggagaagggtg ttacggaaat cggcctacaa gattgtcagc 2220
ggcgaggccg agtccgtgga ggtgacgccc gagaacctgc aggacttcgt ggggaagccc 2280
gtgttcaccg tggagcgcac gtatgacgtg acaccgcccg gcgtgggtcat ggggctggcc 2340
tggaccgcaa tgggaggctc cacgctgttt gtggagacat ccctgagacg gccacaggac 2400
aaggatgcca aggggtgacaa ggatggcagc ctggagggtga caggccagct gggggagggtg 2460
atgaaggaga gcgcccgcac agcctacacc ttcgccagag ccttcctcat gcagcacgcc 2520
cccgccaatg actacctggt gacctcacac atccacctgc atgtgcccgga gggcgccacc 2580
cccaaggacg gcccaagcgc aggctgcacc atcgtcacgg ccctgctgtc cctggccatg 2640
ggcaggcctg tccggcagaa tctggccatg actggcgaag tctccctcac gggcaagatc 2700
ctgcctgttg gtggcatcaa ggagaagacc attgcgcca agcgcgcagg ggtgacgtgc 2760
atcgtcctgc cagccgagaa caagaaggac ttctacgacc tggcagcctt catcacgag 2820
ggcctggagg tgcacttcgt ggaacactac cgggagatct tcgacatcgc cttcccggac 2880
gagcaggcag aggcgctggc cgtggaacgg tgacggccac cccgggactg caggcggcgg 2940
atgtcaggcc ctgtctgggc cagaactgag cgctgtgggg agcgcgcccg gacctggcag 3000
tggagccacc gagcgagcag ctcggtccag tgaccagat cccagggacc tcagtggct 3060
taatcagagt gtggcataga agctatttaa tgattaaagt catttgcagt a 3111

```

```

<210> 53
<211> 3490
<212> DNA
<213> Homo sapiens

```

```

<400> 53
cccctagggg ccctggggac gaggaggaag cgccaggtcc ttcccgccgc cgccgccgcc 60
gccgccgctt gctcccctgg cacgcgcccc gccgccctcg gcagccgcag ctccgtgtcc 120
cctgagaacc agccgtcccg cgccatgggc acgctctgct cgctcgtcct gcgccagctc 180
cgccgcccgc cccagccccg gggccctccg cgccgcctcc gtgtgccttg tcgcgctagc 240
agcggcggcg gcggaggcgg cggcgggtggc cgggagggcc tgcttggaca gcggcggccg 300
caggatggcc aggcccggag cagctgcagc cccggcggcc gaacgcccgc ggcgcgggac 360
tccatcgtca gagaagtcac tcagaattca aaagaagttc taagtattatt gcaagaaaaa 420
aaccctgcct tcaagccggt tcttgcaatt atccaggcag gtgacgacaa cttgatgcag 480
gaaatcaacc agaatttggc tgaggaggct ggtctgaaca tcactcacat ttgcctccct 540

```

ES 2 534 734 B1

ccagatagca	gtgaagccga	gattatagat	gaaatcttaa	agatcaatga	agataccaga	600
gtacatggcc	ttgcccttca	gatctctgag	aacttgttta	gcaacaaagt	cctcaatgcc	660
ttgaaaccag	aaaaagatgt	ggatggagta	acagacataa	acctggggaa	gctgggtgca	720
ggggatgccc	atgaatgttt	tgtttcacct	gttgccaaag	ctgtaattga	acttcttgaa	780
aaatcagtag	gtgtcaacct	agatggaaag	aagattttgg	tagtgggggc	ccatgggtct	840
ttggaagctg	ctctacaatg	cctgttccag	agaaaagggt	ccatgacaat	gagcatccag	900
tggaaaacac	gccagcttca	aagcaagctt	cacgaggctg	acattgtggt	cctaggctca	960
cctaagccag	aagagattcc	ccttacttgg	atacaaccag	gaactactgt	tctcaactgc	1020
tcccatgact	tctgtcaggg	gaaggttggg	tgtggctctc	caagaataca	ttttgggtga	1080
ctcattgagg	aagatgatgt	gattctcctt	gctgcagctc	tgcgaaattca	gaacatggtc	1140
agtagtgga	ggagatggct	tcgtgaacag	cagcacaggc	ggtggagact	tactgcttg	1200
aaacttcagc	ctctctcccc	tgtgccaaag	gacattgaga	tttcaagagg	acaaactcca	1260
aaagctgtgg	atgtccttgc	caaggagatt	ggattgcttg	cagatgaaat	tgaaatctat	1320
ggcaaaagca	aagccaaagt	acgtttgtcc	gtgctagaaa	ggttaaagga	tcaagcagat	1380
ggaaaatacg	tcttagttgc	tgggatcaca	cccaccctc	ttggagaagg	gaagagcaca	1440
gtcaccatcg	ggcttgtgca	ggctctgacc	gcacacctga	atgtcaactc	ctttgcttgc	1500
ttgaggcagc	cttccaaggg	accgacgttt	ggagtgaaag	gaggagccgc	gggtgggtgga	1560
tatgcccagg	tcatcccat	ggaggagttc	aaccttact	tgactggaga	catccacgcc	1620
atcaccgctg	ccaataactt	gctggctgcc	gccatcgaca	cgaggattct	tcatgaaaac	1680
acgcaaacag	ataaggctct	gtataatcgg	ctggttcctt	tagtgaatgg	tgtcagagaa	1740
ttttcagaaa	ttcagcttgc	tcggctaaaa	aaactgggaa	taaataagac	tgatccgagc	1800
acactgacag	aagaggaagt	gagtaaattt	gcccgctctg	acatcgacc	atctaccatc	1860
acgtggcaga	gagtattgga	tacaaatgac	cgatttctac	gaaaaataac	catcgggcag	1920
ggaaacacag	agaagggcca	ttaccggcag	gcgagtttg	acatcgcagt	ggccagcgag	1980
atcatggcgg	tgctggccct	gacggacagc	ctcgagaca	tgaaggcacg	gctgggaagg	2040
atggtggtgg	ccagtgacaa	aagcgggcag	cctgtgacag	cagatgattt	gggggtgaca	2100
ggtgctttga	cagttttgat	gaaagatgca	ataaaaccaa	acctgatgca	gaccctggaa	2160
gggacacctg	tgttcgtgca	tgcgggccct	tttgctaaca	ttgctcacgg	caactcttca	2220
gtgttggctg	ataaaattgc	cctgaaactg	gttgggtgaag	aaggatttgt	agtgaccgaa	2280

ES 2 534 734 B1

gctggctttg gtgctgacat cggaatggag aaattcttca acatcaagtg ccgagcttcc	2340
ggcttgggtgc ccaacgtggt tgtgttagtg gcaacgggtgc gagctctgaa gatgcatgga	2400
ggcgggcca gtgtaacggc tgggtttcct cttaagaaag aatatacaga ggagaacatc	2460
cagctgggtg cagacggctg ctgtaacctc cagaagcaaa ttcagatcac tcagctcttt	2520
ggggttcccg ttgtgggtggc tctgaatgtc ttcaagaccg acaccgcgc tgagattgac	2580
ttgggtgtgtg agcttgcaaa gcgggctggt gcctttgatg cagtcccctg ctatcactgg	2640
tccgttgggtg gaaaaggatc ggtggacttg gctcgggctg tgagagaggc tgcgagtaaa	2700
agaagccgat tccagttcct gtatgatggt caggttccaa ttgtggacaa gataaggacc	2760
attgctcagg ctgtctatgg agccaaagat attgaactct ctctgaggc acaagccaaa	2820
atagatcggt acaactcaaca gggttttgga aatttgccca tctgcatggc aaagaccac	2880
ctttctctat ctaccaacc tgacaaaaaa ggtgtgcca gggacttcat cttacctatc	2940
agtgacgtcc gggccagcat aggcgctggg ttcatttacc ctttggtcgg aacgatgagc	3000
accatgccag gactgcccac ccggccctgc ttttatgaca tagatcttga taccgaaaca	3060
gaacaagtta aaggcttggt ctaagtggac aaggctctca caggaccga tgcagactcc	3120
tgaaacagac tactctttgc ctttttgctg cagttggaga agaaactgaa tttgaaaaat	3180
gtctgttatg caatgctgga gacatggtga aataggccaa agatttcttc ttcgttcaag	3240
atgaattctg ttcacagtgg agtatggtgt tcggcaaaag gacctccacc aagactgaaa	3300
gaaactaatt tatttctggt tctgtggagt ttccattatt tctactgctt acactttaga	3360
atgtttatth tatggggact aagggattag gagtgtgaac taaaaggtaa cattttccac	3420
tctcaagttt tctactttgt ctttgaactg aaaataaaca tggatctaga aaacaaaaa	3480
aaaaaaaaa	3490

<210> 54
 <211> 3487
 <212> DNA
 <213> Homo sapiens

<400> 54 cccctagggg cccctgggac gaggaggaag cgccaggtcc ttcccgcgc cgccgccgcc	60
gccgccgcct gctcccctgg cacgcgcccc gccgccctcg gcagccgcag ctccgtgtcc	120
cctgagaacc agccgtcccg cgccatgggc acgcgtctgc cgctcgtcct gcgcagctc	180
cgccgccgc cccagcccc gggccctccg cgccgcctcc gtgtgcctcg tcgcgctagc	240

ES 2 534 734 B1

agcggcggcg gcggagggcg cggcgggtggc cgggagggcc tgcttggaca gcggcggccg	300
caggatggcc aggcccggag cagctgcagc cccggcggcc gaacgcccgc ggcgcgggac	360
tccatcgtca gagaagtcac tcagaattca aaagaagttc taagtttatt gcaagaaaaa	420
aaccctgcct tcaagccggt tcttgcaatt atccaggcag gtgacgacaa cttgatgcag	480
gaaatcaacc agaatttggc tgaggaggct ggtctgaaca tcaactcacat ttgcctccct	540
ccagatagca gtgaagccga gattatagat gaaatcttaa agatcaatga agataccaga	600
gtacatggcc ttgcccttca gatctctgag aacttgttta gcaacaaagt cctcaatgcc	660
ttgaaaccag aaaaagatgt ggatggagta acagacataa acctggggaa gctggtgcga	720
ggggatgccc atgaatgttt tgtttcacct gttgccaaag ctgtaattga acttcttgaa	780
aaatcaggtg tcaacctaga tggaaagaag attttggtag tgggggcccga tgggtctttg	840
gaagctgctc tacaatgcct gttccagaga aaaggtcca tgacaatgag catccagtgg	900
aaaacacgcc agcttcaaag caagcttcac gaggctgaca ttgtggtcct aggctcacct	960
aagccagaag agattcccct tacttggata caaccaggaa ctactgttct caactgctcc	1020
catgacttcc tgtcagggaa ggttgggtgt ggctctcaa gaatacattt tgggtgactc	1080
attgaggaag atgatgtgat tctccttget gcagctctgc gaattcagaa catggtcagt	1140
agtggaagga gatggcttcg tgaacagcag cacaggcggc ggagacttca ctgcttgaaa	1200
cttcagcctc tctcccctgt gccaaagtac attgagattt caagaggaca aactccaaaa	1260
gctgtggatg tccttgccaa ggagattgga ttgcttgacg atgaaattga aatctatggc	1320
aaaagcaaag ccaaagtacg tttgtccgtg ctagaaaggt taaaggatca agcagatgga	1380
aaatacgtct tagttgctgg gatcacacc acccctcttg gagaagggaa gagcacagtc	1440
accatcgggc ttgtgcaggc tctgaccgca cacctgaatg tcaactcctt tgcttgcctg	1500
aggcagcctt cccaaggacc gacgtttgga gtgaaaggag gagccgcggg tgggtgatat	1560
gccaggtca tccccatgga ggagttcaac cttcacttga ctggagacat ccacgccatc	1620
accgctgcca ataacttgct ggctgccgcc atcgacacga ggattcttca tgaaaacacg	1680
caaacagata aggctctgta taatcggctg gttcctttag tgaatggtgt cagagaattt	1740
tcagaaattc agcttgctcg gctaaaaaaa ctgggaataa ataagactga tccgagcaca	1800
ctgacagaag aggaagtgag taaatttgcc cgtctcgaca tcgacccatc taccatcacg	1860
tggcagagag tattggatac aatgaccga tttctacgaa aaataacat cgggcagggg	1920
aacacagaga agggccatta ccggcaggcg cagtttgaca tcgcagtggc cagcgagatc	1980

ES 2 534 734 B1

atggcgggtgc tggccctgac ggacagcctc gcagacatga aggcacggct ggaaggatg	2040
gtggtggcca gtgacaaaag cgggcagcct gtgacagcag atgatttggg ggtgacaggt	2100
gctttgacag ttttgatgaa agatgcaata aaaccaaacc tgatgcagac cctggaaggg	2160
acacctgtgt tcgtgcatgc gggccctttt gctaacattg ctcacggcaa ctcttcagt	2220
ttggctgata aaattgccct gaaactgggt ggtgaagaag gatttgtagt gaccgaagct	2280
ggctttggtg ctgacatcgg aatggagaaa ttcttcaaca tcaagtgccg agcttccggc	2340
ttggtgccca acgtggttgt gttagtggca acggtgagc ctctgaagat gcatggaggc	2400
gggccaagtg taacggctgg tgttcctctt aagaaagaat atacagagga gaacatccag	2460
ctggtggcag acggctgctg taacctccag aagcaaattc agatcactca gctctttggg	2520
gttcccgttg tggtggtctt gaatgtcttc aagaccgaca cccgcgctga gattgacttg	2580
gtgtgtgagc ttgcaaagcg ggctgggtgcc tttgatgcag tcccctgcta tcaactggctc	2640
gttggtgga aaggatcggg ggacttggct cgggctgtga gagaggctgc gagtaaaaga	2700
agccgattcc agttcctgta tgatgttcag gttccaattg tggacaagat aaggaccatt	2760
gctcaggctg tctatggagc caaagatatt gaactctctc ctgaggcaca agccaaaata	2820
gatcgttaca ctcaacaggg ttttgaaaat ttgccatct gcatggcaaa gaccacctt	2880
tctctatctc accaacctga caaaaaaggt gtgccaaggg acttcatctt acctatcagt	2940
gacgtccggg ccagcatagg cgctgggttc atttaccctt tggtcggaac gatgagcacc	3000
atgccaggac tgcccacccg gccctgcttt tatgacatag atcttgatac cgaaacagaa	3060
caagttaaag gcttgttcta agtggacaag gctctcacag gaccgatgc agactcctga	3120
aacagactac tctttgcctt tttgctgcag ttggagaaga aactgaattt gaaaaatgtc	3180
tgttatgcaa tgctggagac atggtgaaat aggccaaaga tttcttcttc gttcaagatg	3240
aattctgttc acagtggagt atggtgttcg gcaaaaggac ctccaccaag actgaaagaa	3300
actaatttat ttctgtttct gtggagtttc cattatttct actgcttaca ctttagaatg	3360
tttatattat ggggactaag ggattaggag tgtgaactaa aaggtaacat tttccactct	3420
caagttttct actttgtctt tgaactgaaa ataaacatgg atctagaaaa ccaaaaaaaaa	3480
aaaaaaa	3487

<210> 55
 <211> 1072
 <212> DNA
 <213> Homo sapiens

ES 2 534 734 B1

```

<400> 55
cccctagggg cccctgggac gaggaggaag cgccaggtcc ttcccgccgc cgccgccgcc      60
gccgccgctt gctcccctgg cacgcgcccc gccgccctcg gcagccgcag ctccgtgtcc      120
cctgagaacc agccgtcccc cgccatgggc acgcgtctgc cgctcgctct gcgccagctc      180
cgccgccgcc cccagccccc gggccctccg cgccgcctcc gtgtgccctg tcgcgctagc      240
agcggcgggc gcggaggcgg cggcggtggc cgggagggcc tgcttgaca gcggcgggc      300
caggatggcc aggcccggag cagctgcagc cccggcggcc gaacgccgc gcgcggggac      360
tccatcgtca gagaagtcat tcagaattca aaagaagttc taagtttatt gcaagaaaaa      420
aaccctgcct tcaagccggc tcttgcaatt atccaggcag gtgacgaca cttgatgcag      480
gaaatcaacc agaatttggc tgaggaggct ggtctgaaca tcaactacat ttgcctccct      540
ccagatagca gtgaagccga gattatagat gaaatcttaa agatcaatga agataccaga      600
gtacatggcc ttgcccttca gatctctgag aacttgttta gcaacaaagt cctcaatgcc      660
ttgaaaccag aaaaagatgt ggatggagta acagacataa acctggggaa gctggtgcca      720
ggggatgcc atgaatgttt tgtttcacct gttgccaaag ctgtaattga acttcttgaa      780
aatcaggtg tcaacctaga tggaaagaag attttggtag tgggggcca tgggtctttg      840
gaagctgctc tacaatgcct gttccagaga aaagggtcca tgacaatgag catccagtgg      900
aaaacacgcc agcttcaaag caagacggag tctcgttctg tcaccaggct ggagtgcagg      960
cgcgatgatc aggctcactg caagctctgc ctcccagggt gaagtgattc tcctgtgaaa     1020
gggaattatt tttgatgagt cattaagta tatccattcc cagaaaaaaaa aa             1072

```

```

<210> 56
<211> 3174
<212> DNA
<213> Homo sapiens

```

```

<400> 56
acgtgcgag ccggccgccg gctctgatgc aatcgcgccg ggcgcgacc agacgagaag      60
tcattcagaa ttcaaaagaa gttctaagtt tattgcaaga aaaaaaccct gccttcaagc      120
cggttcttgc aattatccag gcaggtgacg acaacttgat gcaggaaatc aaccagaatt      180
tggtgagga ggctggctctg aacatcactc acatttgcct ccctccagat agcagtgaag      240
ccgagattat agatgaaatc ttaaagatca atgaagatac cagagtacat ggccttgccc      300
ttcagatctc tgagaacttg tttagcaaca aagtcctcaa tgccttgaaa ccagaaaaag      360
atgtggatgg agtaacagac ataaacctgg ggaagctggt gcgaggggat gccatgaat      420

```

ES 2 534 734 B1

gttttgtttc acctgttgcc aaagctgtaa ttgaacttct tgaaaaatca gtaggtgtca	480
acctagatgg aaagaagatt ttggtagtgg gggcccatgg gtctttggaa gctgctctac	540
aatgcctggt ccagagaaaa ggggccatga caatgagcat ccagtggaaa acacgccagc	600
ttcaaagcaa gcttcacgag gctgacattg tggtcctagg ctcacctaag ccagaagaga	660
ttccccttac ttggatacaa ccaggaacta ctgttctcaa ctgctcccat gacttcctgt	720
caggaaggt tgggtgtggc tctccaagaa tacatthttgg tggactcatt gaggaagatg	780
atgtgattct ccttgctgca gctctgcaaa ttcagaacat ggtcagtagt ggaaggagat	840
ggcttcgtga acagcagcac aggcgggtga gacttcactg cttgaaactt cagcctctct	900
cccctgtgcc aagtgacatt gagatttcaa gaggacaaac tccaaaagct gtggatgtcc	960
ttgccaagga gattggattg cttgcagatg aaattgaaat ctatggcaaa agcaaagcca	1020
aagtacgttt gtccgtgcta gaaaggtaa aggatcaagc agatggaaaa tacgtcttag	1080
ttgctgggat cacaccacc cctcttgag aagggaagag cacagtcacc atcgggcttg	1140
tgcaggctct gaccgcacac ctgaatgtca actcctttgc ctgcttgagg cagccttccc	1200
aaggaccgac gtttgagtg aaaggaggag ccgcgggtgg tggatatgcc caggatcatcc	1260
ccatggagga gttcaacctt cacttgactg gagacatcca cgccatcacc gctgccaata	1320
acttgctggc tgccgccatc gacacgagga ttcttcatga aaacacgcaa acagataagg	1380
ctctgtataa tcggctgggt cctttagtga atgggtgtcag agaattttca gaaattcagc	1440
ttgctcggct aaaaaactg ggaataaata agactgatcc gagcacactg acagaagagg	1500
aagtgagtaa atttgcccgt ctcgacatcg acccatctac catcacgtgg cagagagtat	1560
tggatacaaa tgaccgattt ctacgaaaaa taaccatcgg gcagggaaac acagagaagg	1620
gccattaccg gcaggcgcag tttgacatcg cagtggccag cgagatcatg gcggtgctgg	1680
ccctgacgga cagcctcgca gacatgaagg cacggctggg aaggatggtg gtggccagtg	1740
acaaaagcgg gcagcctgtg acagcagatg atttgggggt gacaggtgct ttgacagttt	1800
tgatgaaaga tgcaataaaa ccaaacctga tgcagaccct ggaagggaca cctgtgttcg	1860
tgcatgcggg cccttttgct aacattgctc acggcaactc ttcagtgttg gctgataaaa	1920
ttgccctgaa actggttggt gaagaaggat ttgtagtgac cgaagctggc tttggtgctg	1980
acatcggaat ggagaaattc ttcaacatca agtgccgagc ttccggcttg gtgccaacg	2040
tggttgtggt agtggcaacg gtgagagctc tgaagatgca tggaggcggg ccaagtgtaa	2100
cggctggtgt tcctcttaag aaagaatata cagaggagaa catccagctg gtggcagacg	2160

ES 2 534 734 B1

gctgctgtaa cctccagaag caaattcaga tctactcagct ctttgggggtt cccgttgtgg 2220
 tggctctgaa tgtcttcaag accgacaccc gcgctgagat tgacttggtg tgtgagcttg 2280
 caaagcgggc tgggtgccttt gatgcagtc cctgctatca ctgggtccggt ggtggaaaag 2340
 gatcggtgga cttggctcgg gctgtgagag aggctgagag taaaagaagc cgattccagt 2400
 tcctgtatga tgttcagggtt ccaattgtgg acaagataag gaccattgct caggctgtct 2460
 atggagccaa agatattgaa ctctctcctg aggcacaagc caaaatagat cgttactctc 2520
 aacagggttt tggaaatttg cccatctgca tggcaaagac ccacctttct ctatctcacc 2580
 aacctgacaa aaaagggtgtg ccaagggact tcatcttacc tatcagtgac gtccgggcca 2640
 gcataggcgc tgggttcatt taccctttgg tcggaacgat gagcaccatg ccaggactgc 2700
 ccaccgccc ctgcttttat gacatagatc ttgataccga aacagaacaa gttaaaggct 2760
 tgttctaagt ggacaaggct ctcacaggac ccgatgcaga ctctgaaac agactactct 2820
 ttgccttttt gctgcagttg gagaagaaac tgaatttgaa aaatgtctgt tatgcaatgc 2880
 tggagacatg gtgaaatagg ccaagattt cttcttcggt caagatgaat tctgttcaca 2940
 gtggagtatg gtgttcggca aaaggacctc caccaagact gaaagaaact aatttatttc 3000
 tgtttctgtg gagtttccat tatttctact gcttacactt tagaatgttt attttatggg 3060
 gactaagga ttaggagtgt gaactaaaag gtaacatttt ccactctcaa gttttctact 3120
 ttgtctttga actgaaaata aacatggatc tagaaaacca aaaaaaaaaa aaaa 3174

<210> 57
 <211> 10389
 <212> DNA
 <213> Homo sapiens

<400> 57
 tccggtcggc attttgttct gagagggaga gacggaacga gagagagaca cacacagggc 60
 tccttcccc cgccctcccc cccctccctc cgtcgggtacc gactcaccg acaccaccaa 120
 gccgcaggga gggacgcccc cgccgacagg agaattggtt cccgggcccg cggcgatgcc 180
 cccccgtag ctcgggcccg tggtcgggtg tttgtgagt tttctatgtg ggagaaggag 240
 gaggaggagg aagaagaagc aacgatttgt cttctcggct ggtctcccc cggtctaca 300
 tgttccccg actgaggaga cggaagagga gccgtagcca cccccctcc cggcccgat 360
 tatagtctct cgccacagcg gcctcggcct ccccttgat tcagacgccc attcggccag 420
 tgtttgggaa atgggaagta atgacagctg gcacctgaac taagtacttt tataggcaac 480
 accattccag aaattcagga tgaatgggga tatgccccat gtccccatta ctactcttgc 540

ES 2 534 734 B1

ggggattgct agtctcacag acctcctgaa ccagctgcct cttccatctc ctttacctgc	600
tacaactaca aagagccttc tctttaatgc acgaatagca gaagaggtga actgcctttt	660
ggcttgtagg gatgacaatt tggtttcaca gcttgtccat agcctcaacc aggtatcaac	720
agatcacata gagttgaaag ataaccttgg cagtgatgac ccagaaggtg acataccagt	780
cttgttgcag gccgtcctgg caaggagtcc taatgttttc agggagaaaa gcatgcagaa	840
cagatatgta caaagtggaa tgatgatgtc tcagtataaa ctttctcaga attccatgca	900
cagtagtcct gcatcttcca attatcaaca aaccactatc tcacatagcc cctccagccg	960
gtttgtgcca ccacagacaa gctctgggaa cagatttatg ccacagcaaa atagcccagt	1020
gcctagtcca tacgccccac aaagccctgc aggatacatg ccatattccc atccttcaag	1080
ttacacaaca catccacaga tgcaacaagc atcggtatca agtcccattg ttgcaggtgg	1140
tttgagaaac atacatgata ataaagtttc tgggtccgtt tctggcaatt cagctaatca	1200
tcatgctgat aatcctagac atggttcaag tgaggactac ctacacatgg tgcacaggct	1260
aagtagtgac gatggagatt cttcaacaat gaggaatgct gcatcttttc ccttgagatc	1320
tccacagcca gtatgtctcc ctgctggaag tgaaggaact cctaaaggct caagaccacc	1380
tttaatccta caatctcagt ctctaccttg ttcacacct cgagatgttc caccagatat	1440
cttgctagat tctccagaaa gaaaacaaaa gaagcagaag aaaatgaaat taggcaagga	1500
tgaaaaagag cagagtgaga aagcggcaat gtatgatata attagttctc catccaagga	1560
ctctactaaa cttacattaa gactttctcg tgtaaggctc tcagacatgg accagcaaga	1620
ggatatgatt tctggtgtgg aaaatagcaa tgtttcagaa aatgatattc cttttaatgt	1680
gcagtacca ggacagactt caaaaacacc cattactcca caagatataa accgcccact	1740
aaatgctgct caatgtttgt cgcagcaaga acaaacagca ttccttccag caaatcaagt	1800
gcctgtttta caacagaaca cttcagttgc tgcaaaacaa cccagactt ctgtgttaca	1860
gaatcaacaa cagatatcac aacagggacc tatatatgat gaagtggaat tggatgcatt	1920
ggctgaaatt gagcgaatag agagagaatc agctattgaa agggagcgct tctcaaaga	1980
agttcaagat aaagataagc ctttgaaaaa aagaaaacaa gattcttacc cacaggaggc	2040
tgggggtgct acaggaggta atagaccagc ttctcaggag acgggttcta cgggaaatgg	2100
gtcaaggcca gcattaatgg ttagcattga tcttcatcag gcaggaagag tggactctca	2160
ggcttctata actcaggatt cagactccat aaaaaagcct gaagaaatca aacaatgtaa	2220
tgatgcacct gtttctgttc ttcaggaaga tattgttggaa agtcttaaat ctacaccaga	2280

ES 2 534 734 B1

aaaccatcct	gagacaccta	aaaaaaagtc	tgatcctgag	ctttcaaaga	gtgaaatgaa	2340
acaaagtgaa	agtagattag	cagaatctaa	accaaatagaa	aaccgattgg	tggagacaaa	2400
atcaagtgaa	aataagttag	aaactaaagt	tgagacccaa	acagaagaac	ttaaacagaa	2460
tgagagcaga	acaactgaat	gcaaacaaaa	cgagagcacc	atagttgagc	ctaaacaaaa	2520
tgaaaataga	ctgtctgaca	caaaacccaaa	tgacaacaaa	caaaataatg	gcagatcaga	2580
aacaacaaaa	tcaaggcctg	aaacccccaaa	gcaaaagggg	gaaagccggc	ctgagactcc	2640
aaaacaaaaag	agtgatgggc	atcctgaaac	cccaaaacag	aaggggtgatg	gaaggcctga	2700
aactccaaag	caaaaagggtg	agagccgccc	tgaaactcca	aagcaaaaaa	atgaagggcg	2760
acctgaaaca	ccaaaacaca	ggcatgacaa	taggagggat	tctggaaagc	catctacaga	2820
gaaaaaacct	gaagtgtcta	aacataaaca	agataactaaa	tctgactcac	ctcggttaa	2880
atcagaacga	gctgaagcct	taaagcagag	acctgatggg	cgatctgttt	ctgagtcact	2940
aagacgtgac	catgataata	aacaaaaatc	agatgacagg	ggtgaatcag	agcgacatcg	3000
aggggatcag	tctaggggtc	gaagaccaga	aacattgaga	tcctctagta	gaaatgaaca	3060
tggcattaaa	tctgatagtt	caaaaactga	taaactagaa	cgaaaacaca	ggcatgaatc	3120
aggggactca	agggaaagac	catcttctgg	ggaacaaaaa	tcaagacctg	acagtccctcg	3180
tgtaaataaa	ggagattcta	ataaatcaag	atctgataaa	cttggtttta	aatcaccaac	3240
tagtaaagat	gacaaaagga	cagagggtaa	caagagtaaa	gtagacacta	ataaagcaca	3300
ccctgacaat	aaggcagaat	ttccaagtta	tttgttgggg	ggcaggtctg	gtgcgttgaa	3360
aaattttgtc	attccgaaaa	tcaagagggg	taaagatggc	aatgttactc	aggagacaaa	3420
gaaaatggaa	atgaaaggag	agccgaaaga	caaagtagaa	aaaataggat	tagttgaaga	3480
tctaaataaa	ggagctaagc	ctgtagttgt	gctacaaaaa	ctgtcttttg	atgatgttca	3540
gaaacttatt	aaagatagag	aggacaaatc	aagaagttcc	cttaaaccta	tcaagaataa	3600
accatcaaag	tcaataaag	gtagtataga	tcaatcagtg	ttaaaagaat	tacccctga	3660
actcctggca	gaaattgagt	ccaccatgcc	actttgtgaa	cgtgtgaaaa	tgaacaaacg	3720
caagcgtagc	acagttaatg	aaaagccaaa	atatgctgaa	atcagttcag	atgaagataa	3780
tgatagtgat	gaagcttttg	aatcctctag	gaaacgacat	aaaaaagatg	atgataaagc	3840
ttgggaatat	gaagagcgtg	acagaagaag	ctctggggat	cataggagaa	gtggccactc	3900
tcatgaagga	agaaggagtt	caggtggtgg	tcgttatcga	aaccgaagtc	cgtcagattc	3960
tgacatggaa	gattattctc	ctcctccag	ccttagtgag	gttgctagga	aatgaagaa	4020

ES 2 534 734 B1

aaaagaaaa	cagaagaaaa	gaaagcata	tgaacaaaa	ctaacacctg	aagaaatgat	4080
ggactcttca	acttttaaga	gattcacagc	ctcaatagag	aatatthttgg	ataatthtgg	4140
agatatggat	tttactgctg	ttggtgatga	tgatgaaatt	cctcaggaac	tgctcttagg	4200
aaaacatcag	cttaatgaac	ttggcagtga	atctgctaaa	ataaaagcaa	tggttataat	4260
ggataagctt	tcaactgaca	aaactgtgaa	agtcttaaat	atcttggaga	agaatattca	4320
ggatgggtca	aagctthcca	ctthgttaaa	tcataataac	gatactgaag	aagaagaaag	4380
gttatggaga	gaccttatta	tgagagagat	tacaaaatca	gcggatgctt	gtcttacaac	4440
tatcaacatt	atgacatccc	ctaacatgcc	aaaagctgtg	tacattgagg	atgtaattga	4500
aagagttata	cagtacacta	aatthcattt	gcagaataca	ctthctctc	agtatgatcc	4560
tgthtacaga	ttagatcctc	atggaggagg	cttattaagt	tcaaaagcaa	aacgggctaa	4620
atgthctacc	cataagcaga	gagtaatagt	aatgcttht	aacaaagtht	gtgacattgt	4680
tagcagctta	tcagaattgc	tagagataca	actthcttaca	gacacaacaa	thcttcaggt	4740
thcatctatg	ggaataacac	cathththgt	ggaaaatgtc	agtgaactac	agthgtgtgc	4800
cattaagtta	gtcactgcag	tathctcaag	atatgaaaa	cataggcagt	taaththtgg	4860
agaaaththt	actthcactg	caagattacc	aaccagcaag	aggagthta	ggaacttcag	4920
gthaaacagt	agtgatatgg	atggagaacc	tatgtatatt	cagatggtta	cagcactggt	4980
thtacaactt	atthcagtgtg	tggtacactt	accatcatca	gagaaggact	ctaatgcaga	5040
agaagattca	aataaaaaaa	thgaccagga	gtthgtcatt	actaactctt	atgaaacagc	5100
tatgcgaaca	gccccaaact	tcctctccat	ctthcttaaa	aatgtggta	gtaagcaagg	5160
tgaagaagat	tacagaccac	tgthtgaaaa	ththgttcaa	gacctthctt	caacagtcaa	5220
taagcctgaa	tggccagctg	ctgaactact	ccttagtht	ttagggagac	gtthggttca	5280
tcagthcagt	aacaagtcaa	cagagatggc	thtaagagt	gcatctcttg	attaccttgg	5340
aactgthgct	gcacggctaa	gaaaagatgc	gtthacaagc	aaaatggatc	aaggatctat	5400
agaacgcatt	thaaaacagg	thtcaggagg	ggaagatgaa	atccaacaat	tacaaaaagc	5460
atthgcttgat	tactthgatg	aaaacactga	gactgatcct	tcactagtgt	thtctcgtaa	5520
atthctatata	gcccagthgt	thcgagacac	aactctggaa	acagaaaaag	caatgaaatc	5580
acaaaaagat	gaagaatcat	ctgaaggaac	acatcatgca	aaggaaattg	agacaactgg	5640
ccaaattatg	catcgagctg	aaaaccgaaa	aaagthtctt	agaagcatta	tcaaaaccac	5700
acctthctcag	thtagcacat	taaagatgaa	ctctgatact	gtggactatg	atgatgcttg	5760

ES 2 534 734 B1

cttgattggt cgatacttgg cctccatgag gccgtttgcc cagagctttg atatttattt	5820
gacacagatc ctacgagttc ttggtgaaaa tgcaattgct gttcgaacaa aagccatgaa	5880
gtgtttgtct gaggttggtg ctgtagaccc cagtattcta gcaaggcttg atatgcaacg	5940
aggtgttcat ggacgattga tggataattc gactagtgtc cgagaagcag cagtagaatt	6000
actaggtcga tttgtccttt gtcgacctca gcttgctgaa cagtattatg atatgctgat	6060
tgaaagaata ttggatactg gtatcagtgt caggaaaaga gtaataaaga ttctcagaga	6120
catttgtatt gaacaaccaa catttccaaa aatcacagaa atgtgtgtaa aaatgattcg	6180
cagagtcaat gatgaagagg gcattaagaa attagtaaat gaaacattcc agaaactctg	6240
gtttactcca actccacaca atgacaaaga agcaatgaca aggaaaattt taaacattac	6300
cgatgtggtt gcagcatgca gagatactgg atatgactgg tttgagcaac tgcttcaaaa	6360
cttgttgaag tccgaagagg attcctcata taaacctgtg aagaaagctt gtactcaact	6420
tgttgataac ctagttgagc acattcttaa atatgaggaa tctctagctg actctgacaa	6480
taaaggtgtg aattctggaa gattggtagc ttgcataacc actttgttct tattcagcaa	6540
aataagacc cagctcatgg ttaaacadgc aatgactatg caaccatacc ttaccactaa	6600
atgtagtacg caaaatgatt tcatggttat ctgcaatggt gcaaaaatcc tagagctagt	6660
tgtaccactg atggagcatc caagtgaaac ttttcttgcc actattgagg aagatctaata	6720
gaagctcatc atcaaatatg gcatgactgt agtgcaacat tgtgtgagct gtcttgagc	6780
tgttgtaaat aaagtgcac aaaattttaa atttgtgtgg gcttgtttca atagatacta	6840
tggtgccatt tcaaaattaa aaagtcaaca ccaagaggac ccaataaca cttcacttct	6900
aacaaacaaa ccagcacttc ttagatccct tttcaccggt ggagcactat gtcggcattt	6960
tgattttgat ctggaagatt ttaaaggcaa cagcaagggt aacataaaag ataaagtact	7020
tgaactattg atgtatttta caaaacactc agatgaagaa gtacaaacaa aagctatcat	7080
tggtctagga tttgccttta ttcagcatcc aagtctaatag ttcgagcaag aagtgaagaa	7140
tctatataat aatattttat ctgataagaa ctctcagtc aatttaaaaa tacaagtgtt	7200
aaaaaacctc cagacctacc tacaagaaga agatacacgt atgcagcagg cagatagaga	7260
ctggaagaaa gttgcaaac aggaagactt aaaagaaatg ggtgatgttt cctcagggat	7320
gagtagttcc atcatgcagc tttatctcaa acaggtgctt gaggcatttt ttcacacca	7380
gtcaagtgta cgccactttg ccctaaatgt cattgcattg actctaaatc aaggtcttat	7440
tcatccagtt cagtgtgtgc catatttaat tgctatgggc acagaccag aacctgctat	7500

ES 2 534 734 B1

gcggaacaag gctgatcagc aacttgtgga aatagacaaa aatatgctg gattcattca	7560
tatgaaagca gtggctggta tgaagatgtc ttaccaggta caacaggcaa tcaacacatg	7620
cctaaaagat cctgtaaggg gtttcagaca agacgagtcc tctagcgctt tgtgttcaca	7680
cctttactcc atgatccgtg gaaaccgcca acacagacga gcctttctta tttctttact	7740
caacctcttt gatgacacag caaaaacaga cgtgactatg ctcttgtata tagcagacaa	7800
tctagcctgt tttccatacc agacacagga agagccgttg tttataatgc atcatataga	7860
cattacactc tcagtttctg gtagtaacct actgcagtca ttcaaggagt ctatggtaaa	7920
ggacaaaagg aaagagagaa aatcatcacc tagtaaggaa aatgagtcaa gcgacagtga	7980
agaagaagtt tccaggcctc ggaagtcacg gaaacgtgta gattcagatt cagattcaga	8040
ttcagaagac gatataaatt cagtgatgaa atgtttgcc aaaaattcag ctctttaat	8100
cgaatttgca aatgtgtccc agggatTTTT attacttctc atgttaaaac aacatttgaa	8160
gaatctttgt ggattttctg atagtaaaat tcagaagtac tctccatctg aatctgcaaa	8220
agtatatgat aaagcgataa accgaaaaac aggagtcat tttcatcaa aacaaact	8280
ggacttctg cggagtgaca tggctaattc caaaatcaca gaagagggtga aaaggagtat	8340
agtaaaacag tatctagatt tcaaacttct catggaacat ctggaccctg atgaagaaga	8400
agaagaaggg gaggtttcag ctagcacaaa tgctcggaac aaagcaatta cctcactgct	8460
tggaggaggc agccctaaaa ataatacagc agcagagaca gaagatgatg aaagtgatgg	8520
ggaggataga ggaggaggca cttcaggggt gaggcggagg aggagtcaac gtatttcgca	8580
gcgtattacg taaaatgatt tttatgtgct tataatatgtc agtctattaa atgtacacca	8640
agtaatgtaa tacttaaaag agaaaacatt ttgtagatag agattctcta cttaccggtt	8700
tatacatcct tttgtagaaa gttaacata aaagacaata aaaaaacaga aatgagattt	8760
atccagcata aagggttaat ttttctttga attgtattaa tgtgtgttat ttttattggt	8820
gctaagtttt atgtagctat atggttcata tgtatatata attttatata tcaataagag	8880
taaagacacg ggtacaaatt aagagttata tggttttaca agtatatggt aacccttg	8940
cgctggcggc cacggtgcgt ctattgccg gcaatggaag tgtgccggga aatcccaact	9000
cccggcgtca agggattaaa agcaataaaa acaataattt cactaaaatt cttttgtgta	9060
acacttggtc ttttttcccc cctcccaatg ttttagtcat tgagaaggtc aaaacgaaat	9120
tcagactcta cggagttggc agcacagatg aatgaaagtg ttgacgtcat ggatgtcatc	9180
gctatttgct gtccaaagta caagatcga ccacaaattg caagagtagt gcagaaaacc	9240

ES 2 534 734 B1

agcagtggct tcagtgttca gtggatggca ggctcctaca gtggctcctg gactgaggct 9300
 aagcgccgtg atggccgcaa actggtgcct tgggtagaca ctattaaaga gtcagacatt 9360
 atttacaaaa aaattgctct aacgagtgtc aataagctga ctaataaagt tgttcagact 9420
 ttacgatccc tgtatgccgc caaggatggg acttccagct aatgaatttg tacatgcagc 9480
 caaatttaca ggaatttttt taaaaggcag aaaaacttga aataccaaca ttctggcaaa 9540
 aaaaaatcag ttttatgaag agtaagtgga acctgggatg caggaacaaa agaaggaaat 9600
 gttgggcaaa catttttgtg ggagctccct tcgctgttgt gcagcagaaa cagattctca 9660
 gttcattttt actcccactg tattatagtt taacaaaaat tgtttatatac ttggaaaaaa 9720
 aactttctgt ttaaaaaaaaa taaacaagtg aatggtggaa attagtctgt taatgttctt 9780
 aataaagtgt tcttggagtt taacctagca gcggatggct ttcttttagct tagcccagtt 9840
 tccaggaag cattgttttt tccaggctgt aaaatggcag aatctcctgg atatataatt 9900
 tattctgttg aaaaaaaaaa aagcatgcag tatctatgac ctatctgcag aaggagtttt 9960
 tgtaaatgta gattttgatg tattaggtca ccctgaaaac aatacaagaa aagggatccc 10020
 caggtaatct ggtggagcga atactgcaat aaattttttt acttctcttt gttacttgtc 10080
 tgtttccatt tgaatttctt attgtaaaaa tctgtttaa tccatttata ttattttaca 10140
 gtcttttatg taaaatttat tatatcactg gttttcaaag caaacataa aatattgttt 10200
 atacagtttg tataggctga cttctgaata attggtatct attattttca ttcccataag 10260
 agggtgtaaa caattaactc cagggtttta ttgtatcctg caatatttag tattaactat 10320
 atatgattta gcactgtgcc aaacacattt tcaagagtac attttgatat aaaaagaac 10380
 tatagttta 10389

<210> 58
 <211> 9841
 <212> DNA
 <213> Homo sapiens

<400> 58
 tccggtcggc attttgttct gagagggaga gacggaacga gagagagaca cacacagggc 60
 tccttcccc cgccctcccc ccctccctc cgtcgggtacc gactcaccgg acaccaccaa 120
 gccgcaggga gggacgcccc cgccgacagg agaattggtt cccgggcccg cggcgatgcc 180
 cccccggtag ctcgggcccg tggtcgggtg tttgtgagtg tttctatgtg ggagaaggag 240
 gaggaggagg aagaagaagc aacgatttgt cttctcggct ggtctcccc cggtcttaca 300

ES 2 534 734 B1

tgttccccgc actgaggaga cggaagagga gccgtagcca cccccctcc cggcccggat 360
 tatagtctct cgccacagcg gcctcggcct ccccttggat tcagacgccg attcgcccag 420
 tgtttgggaa atgggaagta atgacagctg gcacctgaac taagtacttt tataggcaac 480
 accattccag aaattcagga tgaatgggga tatgccccat gtccccatta ctactcttgc 540
 ggggattgct agtctcacag acctcctgaa ccagctgcct cttccatctc ctttacctgc 600
 tacaactaca aagagccttc tctttaatgc acgaatagca gaagaggtga actgcctttt 660
 ggcttgtagg gatgacaatt tggtttcaca gcttgtccat agcctcaacc aggtatcaac 720
 agatcacata gagttgaaag ataaccttgg cagtgatgac ccagaaggtg acataccagt 780
 cttgttgacg gccgtcctgg caaggagtcc taatgttttc agggagaaaa gcatgcagaa 840
 cagatatgta caaagtggaa tgatgatgtc tcagtataaa ctttctcaga attccatgca 900
 cagtagtcct gcatcttcca attatcaaca aaccactatc tcacatagcc cctccagccg 960
 gtttgtgcca ccacagacaa gctctgggaa cagatttatg ccacagcaaa atagcccagt 1020
 gcctagtcca tacgccccac aaagccctgc aggatacatg ccatattccc atccttcaag 1080
 ttacacaaca catccacaga tgcaacaagc atcggtatca agtcccattg ttgcaggtgg 1140
 tttgagaaac atacatgata ataaagtttc tgggtccgtt tctggcaatt cagctaataca 1200
 tcatgctgat aatcctagac atggttcaag tgaggactac ctacacatgg tgcacaggct 1260
 aagtagtgac gatggagatt cttcaacaat gaggaatgct gcatcttttc ccttgagatc 1320
 tccacagcca gtatgctccc ctgctggaag tgaaggaact cctaaaggct caagaccacc 1380
 tttaatccta caatctcagt ctctaccttg ttcacacct cgagatgttc caccagatat 1440
 cttgctagat tctccagaaa gaaaacaaaa gaagcagaag aaaatgaaat taggcaagga 1500
 tgaaaaagag cagagtgaga aagcggcaat gtatgatata attagttctc catccaagga 1560
 ctctactaaa cttacattaa gactttctcg tgtaaggctc tcagacatgg accagcaaga 1620
 ggatatgatt tctggtgtgg aaaatagcaa tgtttcagaa aatgatattc cttttaatgt 1680
 gcagtacca ggacagactt caaaaacacc cttactcca caagatataa accgcccact 1740
 aaatgctgct caatgtttgt cgagcaaga acaaacagca ttccttccag caaatcaagt 1800
 gcctgtttta caacagaaca cttcagttgc tgcaaaaaca cccagactt ctgtgttaca 1860
 gaatcaaaa cagatatcac aacagggacc tatatatgat gaagtggaat tggatgcatt 1920
 ggctgaaatt gagcgaatag agagagaatc agctattgaa agggagcgcct tctcaaaaga 1980
 agttcaagat aaagataagc ctttgaaaaa aagaaaacaa gattcttacc cacaggaggc 2040

ES 2 534 734 B1

tgggggtgct	acaggaggta	atagaccagc	ttctcaggag	acggggttcta	cgggaaatgg	2100
gtcaaggcca	gcattaatgg	ttagcattga	tcttcatcag	gcaggaagag	tggactctca	2160
ggcttctata	actcaggatt	cagactccat	aaaaaagcct	gaagaaatca	aacaatgtaa	2220
tgatgcacct	gtttctgttc	ttcaggaaga	tattgttggg	agtcttaa	ctacaccaga	2280
aaaccatcct	gagacaccta	aaaaaaagtc	tgatcctgag	ctttcaaaga	gtgaaatgaa	2340
acaaagtgaa	agtagattag	cagaatctaa	accaa	aatgaa	aaccgattgg	2400
atcaagtgaa	aataagttag	aaactaaagt	tgagacccaa	acagaagaac	ttaa	2460
tgagagcaga	acaactgaat	gcaaacaaaa	cgagagcacc	atagttgagc	ctaaacaaaa	2520
tgaaaataga	ctgtctgaca	caaaacaaaa	tgacaacaaa	caaaataatg	gcagatcaga	2580
aacaacaaaa	tcaaggcctg	aaaccccaaa	gcaaaagggt	gaaagccggc	ctgagactcc	2640
aaaacaaaaag	agtgatgggc	atcctgaaac	cccaaaacag	aagggtgatg	gaaggcctga	2700
aactccaaag	caaaaagggtg	agagccgccc	tgaaactcca	aagcaaaaaa	atgaagggcg	2760
acctgaaaca	ccaaaacaca	ggcatgacaa	taggagggat	tctggaaagc	catctacaga	2820
gaaaaaacct	gaagtgtcta	aacataaaca	agataactaa	tctgactcac	ctcggttaa	2880
atcagaacga	gctgaagcct	taaagcagag	acctgatggg	cgatctgttt	ctgagtcact	2940
aagacgtgac	catgataata	aacaaaaatc	agatgacagg	ggtgaatcag	agcgacatcg	3000
aggggatcag	tctagggttc	gaagaccaga	aacattgaga	tcctctagta	gaaatgaaca	3060
tggcattaaa	tctgatagtt	caaaaactga	taaactagaa	cgaaaacaca	ggcatgaatc	3120
aggggactca	agggaaagac	catcttctgg	ggaacaaaaa	tcaagacctg	acagtcctcg	3180
tgtaaaca	ggagattcta	ataaatcaag	atctgataaa	cttggtttta	aatcaccaac	3240
tagtaaagat	gacaaaagga	cagagggtaa	caagagtaaa	gtagacacta	ataaagcaca	3300
ccctgacaat	aaggcagaat	ttccaagtta	tttgttgggg	ggcaggtctg	gtgcgttgaa	3360
aaat	tttgtc	attccgaaaa	tcaagaggga	taaagatggc	aatgttactc	3420
gaaaatggaa	atgaaaggag	agccgaaaga	caaagtagaa	aaaataggat	tagttgaaga	3480
tctaaataaa	ggagctaagc	ctgtagttgt	gctacaaaaa	ctgtctttgg	atgatgttca	3540
gaaacttatt	aaagatagag	aggacaaatc	aagaagttcc	cttaaaccta	tcaagaataa	3600
accatcaaag	tcaataaag	gtagtataga	tcaatcagtg	ttaaagaat	taccctga	3660
actcctggca	gaaattgagt	ccacatgcc	actttgtgaa	cgtgtgaaaa	tgaacaaacg	3720
caagcgtagc	acagttaatg	aaaagccaaa	atatgctgaa	atcagttcag	atgaagataa	3780

ES 2 534 734 B1

tgatagtgat gaagcttttg aatcctctag gaaacgacat aaaaaagatg atgataaagc	3840
ttgggaatat gaagagcgtg acagaagaag ctctggggat cataggagaa gtggccactc	3900
tcatgaagga agaaggagtt caggtggtgg tcgttatcga aaccgaagtc cgtcagattc	3960
tgacatggaa gattattctc ctctcccag ccttagtgag gttgctagga aatgaagaa	4020
aaaagaaaa cagaagaaaa gaaagcata tgaacaaaa ctaacacctg aagaaatgat	4080
ggactcttca acttttaaga gattcacagc ctcaatagag aatattttgg ataatttggg	4140
agatatggat tttactgctg ttggtgatga tgatgaaatt cctcaggaac tgctcttagg	4200
aaaacatcag cttaatgaac ttggcagtga atctgctaaa ataaaagcaa tgggtataat	4260
ggataagctt tcaactgaca aaactgtgaa agtcttaaat atcttggaga agaatattca	4320
ggatgggtca aagctttcca ctttgttaaa tcataataac gatactgaag aagaagaaag	4380
gttatggaga gaccttatta tggagagagt taaaaaatca gcggatgctt gtcttacaac	4440
tatcaacatt atgacatccc ctaacatgcc aaaagctgtg tacattgagg atgtaattga	4500
aagagttata cagtacacta aatttcattt gcagaataca ctttatcctc agtatgatcc	4560
tgtttacaga ttagatcctc atggaggagg cttattaagt tcaaaagcaa aacgggctaa	4620
atgttctacc cataagcaga gagtaatagt aatgctttat aacaaagttt gtgacattgt	4680
tagcagctta tcagaattgc tagagataca acttcttaca gacacaacaa ttcttcaggt	4740
ttcatctatg ggaataacac cattttttgt ggaaaatgtc agtgaactac agttgtgtgc	4800
cattaagtta gtcactgcag tattctcaag atatgaaaa cataggcagt taattttgga	4860
agaaattttt acttcacttg caagattacc aaccagcaag aggagttaa ggaacttcag	4920
gttaaacagt agtgatatgg atggagaacc tatgtatatt cagatgggta cagcactggt	4980
tttacaactt attcagtgtg tggtaactt accatcatca gagaaggact ctaatgcaga	5040
agaagattca aataaaaaaa ttgaccagga tgttgtcatt actaactctt atgaaacagc	5100
tatgcgaaca gcccaaaaact tcctctccat cttccttaaa aatgtggta gtaagcaagg	5160
tgaagaagat tacagaccac tgtttgaaaa ttttgttcaa gaccttcttt caacagtcaa	5220
taagcctgaa tggccagctg ctgaactact ccttagtttg ttagggagac tgttggttca	5280
tcagttcagt aacaagtcaa cagagatggc ttaagagtg gcatctcttg attaccttgg	5340
aactgttgct gcacgggctaa gaaagatgc tgttacaagc aaaatggatc aaggatctat	5400
agaacgcatt ttaaaacagg tttcaggagg ggaagatgaa atccaacaat taaaaaagc	5460
attgcttgat tacttggatg aaaacactga gactgatcct tcactagtgt tttctcgtaa	5520

ES 2 534 734 B1

attctatata gccagtggt ttcgagacac aactctggaa acagaaaaag caatgaaatc	5580
acaaaaagat gaagaatcat ctgaaggaac acatcatgca aaggaaattg agacaactgg	5640
ccaaattatg catcgagctg aaaaccgaaa aaagtttctt agaagcatta tcaaaaccac	5700
accttctcag tttagcacat taaagatgaa ctctgatact gtggactatg atgatgcttg	5760
cttgattggt cgatacttgg cctccatgag gccgtttggc cagagctttg atatttattt	5820
gacacagatc ctacgagttc ttggtgaaaa tgcaattgct gttcgaacaa aagccatgaa	5880
gtgtttgtct gaggttggtg ctgtagacc cagtattcta gcaaggcttg atatgcaacg	5940
aggtgttcat ggacgattga tggataattc gactagtgtc cgagaagcag cagtagaatt	6000
actaggtcga tttgtccttt gtcgacctca gcttgctgaa cagtattatg atatgctgat	6060
tgaaagaata ttggatactg gtatcagtgt caggaaaaga gtaataaaga ttctcagaga	6120
catttgtatt gaacaaccaa catttccaaa aatcacagaa atgtgtgtaa aaatgattcg	6180
cagagtcaat gatgaagagg gcattaagaa attagtaaat gaaacattcc agaaactctg	6240
gtttactcca actccacaca atgacaaaga agcaatgaca aggaaaattt taaacattac	6300
cgatgtggtt gcagcatgca gagatactgg atatgactgg tttgagcaac tgcttcaaaa	6360
cttgttgaag tccgaagagg attcctcata taaacctgtg aagaaagctt gtactcaact	6420
tgttgataac ctagttgagc acattcttaa atatgaggaa tctctagctg actctgacaa	6480
taaaggtgtg aattctggaa gattggtagc ttgcataacc actttgttct tattcagcaa	6540
aataagacc cagctcatgg ttaaacadgc aatgactatg caaccatacc ttaccactaa	6600
atgtagtacg caaaatgatt tcatggttat ctgcaatggt gcaaaaatcc tagagctagt	6660
tgtaccactg atggagcatc caagtgaac ttttcttggc actattgagg aagatctaat	6720
gaagctcatc atcaaatatg gcatgactgt agtgcaacat tgtgtgagct gtcttgagc	6780
tgttgtaaata aaagtgacac aaaattttaa atttgtgtgg gcttgtttca atagatacta	6840
tggtgccatt tcaaaattaa aaagtcaaca ccaagaggac ccaataaca cttcacttct	6900
aacaaacaaa ccagcacttc ttagatccct tttcaccggt ggagcactat gtcggcattt	6960
tgatthttgat ctggaagatt ttaaaggcaa cagcaagggt aacataaaaag ataaagtact	7020
tgaactattg atgtatttta caaaacactc agatgaagaa gtacaaacaa aagctatcat	7080
tggtctagga tttgccttta ttcagcatcc aagtctaattg ttcgagcaag aagtgaagaa	7140
tctatataat aatattttat ctgataagaa ctctcagtc aatttaaaaa tacaagtgtt	7200
aaaaaacctc cagacctacc tacaagaaga agatacacgt atgcagcagg cagatagaga	7260

ES 2 534 734 B1

ctggaagaaa gttgcaaaac aggaagactt aaaagaaatg ggtgatgttt cctcagggat 7320
 gagtagttcc atcatgcagc tttatctcaa acaggtgctt gaggcatttt ttcacacca 7380
 gtcaagtgta cgccactttg ccctaaatgt cattgcattg actctaaatc aaggctttat 7440
 tcatccagtt cagtgtgtgc catatttaat tgctatgggc acagaccag aacctgctat 7500
 gcggaacaag gctgatcagc aacttgtgga aatagacaaa aaatatgctg gattcattca 7560
 tatgaaagca gtggctggta tgaagatgtc ttaccaggta caacaggcaa tcaacacatg 7620
 cctaaaagat cctgtaaggg gtttcagaca agacgagtcc tctagcgctt tgtgttcaca 7680
 cctttactcc atgatccgtg gaaaccgcca acacagacga gcctttctta tttctttact 7740
 caacctcttt gatgacacag caaaaacaga cgtgactatg ctcttgtata tagcagacaa 7800
 tctagcctgt tttccatacc agacacagga agagccgttg tttataatgc atcatataga 7860
 cattacactc tcagtttctg gtagtaacct actgcagtca ttcaaggagt ctatggtaaa 7920
 ggacaaaagg aaagagagaa aatcatcacc tagtaaggaa aatgagtcaa gcgacagtga 7980
 agaagaagtt tccaggcctc ggaagtcacg gaaacgtgta gattcagatt cagattcaga 8040
 ttcagaagac gatataaatt cagtgatgaa atgtttgcc gaaaattcag ctctttaat 8100
 cgaatttgca aatgtgtccc agggatttt attacttctc atgttaaac aacatttgaa 8160
 gaatctttgt ggattttctg atagtaaaat tcagaagtac tctccatctg aatctgcaaa 8220
 agtatatgat aaagcgataa accgaaaaac aggagtcat tttcatcaa aacaaact 8280
 ggacttctg cggagtgaca tggctaattc caaaatcaca gaagaggatga aaaggagtat 8340
 agtaaaacag tatctagatt tcaaacttct catggaacat ctggaccctg atgaagaaga 8400
 agaagaaggg gaggtttcag ctagcacaaa tgctcggaac aaagcaatta cctcactgct 8460
 tggaggaggc agccctaaaa ataatacagc agcagagaca gaagatgatg aaagtgatgg 8520
 ggaggataga ggaggaggca cttcagggtc attgagaagg tcaaaacgaa attcagactc 8580
 tacggagttg gcagcacaga tgaatgaaag tgttgacgtc atggatgtca tcgctatttg 8640
 ctgtccaaag taaaaagatc gaccacaaat tgcaagagta gtgcagaaaa ccagcagtgg 8700
 cttcagtgtt cagtggatgg caggctccta cagtggctcc tggactgagg ctaagcgccg 8760
 tgatggccgc aaactggtgc cttgggtaga cactattaa gagtcagaca ttatttacia 8820
 aaaaattgct ctaacgagtg ctaataagct gactaataaa gttgttcaga ctttacgatc 8880
 cctgtatgcc gcccaaggatg ggacttcag ctaatgaatt tgtacatgca gccaaattta 8940
 caggaatfff tttaaaaggc agaaaaactt gaaataccea cattctggca aaaaaaatc 9000

ES 2 534 734 B1

agttttatga agagtaagtg gaacctggga tgcaggaaca aaagaaggaa atgttgggca 9060
 aacatttttg tgggagctcc cttcgctggt gtgcagcaga aacagattct cagttcattt 9120
 ttactcccac tgtattatag ttaacaaaa attgtttata tcttggaaaa aaaactttct 9180
 gtttaaaaa aataaacaag tgaatggttg aaattagtct gttaatgttc ttaataaagt 9240
 gttcttggag ttaacctag cagcggatgg ctttctttag cttagcccag tttccaggga 9300
 agcattgttt tttccaggct gtaaaatggc agaatctcct ggatatataa tttattctgt 9360
 tgaaaaaaaa aaaagcatgc agtatctatg acctatctgc agaaggagt tttgtaaagt 9420
 tagattttga tgtattaggt caccctgaaa acaatacaag aaaagggatc cccaggtaat 9480
 ctggtggagc gaatactgca ataaatTTTT ttacttctct ttgttacttg tctgtttcca 9540
 tttgaatttc ttattgtaaa aatctgttta aatccattta tattatttta cagtctttta 9600
 tgtaaaattt attatatac tggttttcaa agcaaaacat aaaatattgt ttatacagtt 9660
 tgtataggct gacttctgaa taattggtat ctattatttt cattcccata agagggtgta 9720
 aacaattaac tccagggttt tattgtatcc tgcaatattt agtattaact atatatgatt 9780
 tagcactgtg ccaaacacat tttcaagagt acattttgat ataaaaagaa actatagttt 9840
 a 9841

<210> 59
 <211> 9286
 <212> DNA
 <213> Homo sapiens

<400> 59
 gtgcactcgg ctccgggaga ggcgagcagc gccggtgagc cccgcagcag cgcacccggc 60
 cgcgagagccc cgcgatggag atggcagagg cggaattgca caaggaaagg ctgcaagcca 120
 tagcagaaaa aagaaagagg cagactgaaa tagaaggcaa gcgacaacag cttgacgagc 180
 agatacttct gctgcagcat tccaagtcca aagtgcttcg ggagaaatgg ctgctgcagg 240
 gcataccgc tggaactgcc gaagaggagg aagccaggag gcggcagtct gaagaggatg 300
 agttcagagt caagcaactt gaagataaca ttcagaggct ggagcaagaa atacaaacgc 360
 tagaaagtga agagtcccag atatctgcca aagagcaaat catcctagag aactgaagg 420
 aaacagaaaa atccttcaag gactttcaga agggtttctc cagtacggat ggagctgtgt 480
 acgccatgga aattaatgtg gagaaagaca aacaaacagg agagaccaag attctctcta 540
 catctacat tggcccagag ggggtccatc agaaaggagt caaagtctat gatgatggta 600
 ccaaagtagt gtatgaggtg cgctcaggag gcaccgtagt agaaaatgga gtgcacaaat 660

ES 2 534 734 B1

taagcacaaa ggatgtagaa gagcttattc agaaggctgg acaatcaagc ttaggaggag	720
ggcacgtgtc tgaaaggact gtgattgcag atgggagcct cagccatccc aaggaacaca	780
tgctctgcaa agaagctaag ttagaaatgg tacataagtc taggaaagac cattcttccg	840
ggaacccagg gcagcaggcc caagccccca gcgctgcagg gccggaggca aacttggatc	900
agccccgtcac catgatTTTT atgggctacc aaaatatcga ggatgaagag gagacgaaaa	960
aggtgctagg ctatgatgaa accatcaagg ctgaattggt cctcattgat gaagatgatg	1020
agaagtcatt gagggagaag acagtgcagg acgtgtccac tattgacggg aacgcggctg	1080
agcttgtgtc cgggaggccg gtctcagaca ccacagagcc ctcatcccca gaaggaagg	1140
aagagagcct agctacagag ccagccccag gtacccaaaa gaaaaagcgc tgtcaatgct	1200
gtgttgtcat gtgaccactt ctttcttctc ctttcttctg ggcagcctgt actctccacc	1260
actcacgtag acctcactgt accactaact gcaatactgt gaactggaag caaacacctg	1320
ccttgccctg cagttgaatt gctttgatct ctctcatttt ttttcctttt cctcacctga	1380
gagacaacgt gcatgtgtgt gcttcattct ctccaagaac ttgcttttcc tctaaacctt	1440
tccttgtgtc ttcaagagtg aatcacttcc ttctgctcg attggaatgg actcttcgta	1500
tcagccagtg atatggtagc cttactcac ttgactggaa ttgaacctat tggcactggg	1560
ggtttcattt tgtagtgtgt tcctgtaacg tagtcacaca ctgccatgtc tctggtttct	1620
cacttgccctc ctttgctgtg gatctttgtt tttatatctt gtgtggcaaa atgctgttgg	1680
ctctagccgg ttgctagtgt agccaaaagt ggaccttact tagtctgtcc gatctagggt	1740
gatgcttttt gctgccttac ataagcttcc agattacagt attgtgcatt catggctttc	1800
tttctgttaa aactgaaatg aagtcaatgt agaagaacct agagcttgtc acagctgaaa	1860
tgtagggact gattccataa cctgcccctc agcggttgtc tctctttcta tggtttaacc	1920
gatgaaccct ttatataaga agcaccattt taaaatttct aaggacatga aacaaacatt	1980
gtttgaagca tcagtagcaa ttgatctcca aacttaggca aattcacaag ccttgtttct	2040
attctcttaa aaaaatgtaa atttttatat tgtttctttt ttctggatat tttctggcca	2100
tgtaaatcta ttttcaatga ggagatcatc ttgagaagta tctttgcagt gaccatattt	2160
ctaaaacagt ctgtccaacc tacaatgggt gccatgatgc tcccacttca tcatggatgg	2220
tgctgtaatg cattaactgt tcatctctc ccagttgat tacaagcct tgcattcata	2280
ctcttttctt tctggcccca tgagaaagag aatgttttag gtaacttcaa cttgtaggtt	2340
tatctgccct tcaaaaaaaaa aaactttaaa aaacttttaa aaattaagaa agacctatct	2400

ES 2 534 734 B1

tctcaatggt aagcacttaa tttcataaca aatattaagt ggcacatagc tgagcttctt 2460
 agggcattgt tttgttttta gcttctggag attccagaag agcaaagaat attttttctc 2520
 tagaacacaa tgaacagttt ttgaaatacc ttctcagcac tcccccaaag caaaaagcca 2580
 catatgtagt aaaaccaaag ggaacaatt taataaaata acaatagtat agtaatgaaa 2640
 taaagatata acatgattac tggttttaat aagagttatc ttaactttaa gttatttgcc 2700
 catttatagc attgttatga attattcata aaattatgtc ccacagtata tagttttgaa 2760
 aaaacatatg atatactaca tccagtctaa cttctgtgga aagtagatca gaaaaataa 2820
 gatagtcttg agagaatfff attatagaag ctgtctaatt tgacctatff tgcttgctca 2880
 gtgctaaatc tattgctfff ttttaatctc ctggcttgaa attatattta cttcaatagg 2940
 aaaggtaaaa acatcagttt ttactffftca aagttaatff tctgaaataa ttgcattffa 3000
 atgagcacia aatgggtcat tttatfffta ttatactcat cttgffftaca cctatacata 3060
 aacagaaaac gttaaagaag agaaaaataa aggagctaag ttctgctggt gaagattatt 3120
 tcatccaagg cttggffftg aataactgag ggaaatatct ctaaattctca agttcatcaa 3180
 agcagctgca atggaataaa attgctatff tatcgagaaa cctggffftgg atgcttataa 3240
 attccactac tctcagcttc atffftctga gtacgtggtc actgaagcat catttagaca 3300
 ttacataaac tggcatgcag ataaacctat ttacatagag ggagaaaaca gtttcaatgt 3360
 cttggacaat ctgttatffft aatgatttac ttaagaaaga aacaatctga aagcttacca 3420
 tagcttatct tttctactca cttggagatt caagctatfc aatgtgagtt ttaaaaagtt 3480
 aagcacagtt agtgagtgaa atggtagaat gtagaacctt taagcttgct ggttgataaa 3540
 cagaatcaat cttccaggac agataattcc ctgaaggac ctatccttgc ataagtgaac 3600
 tagttactca tacagaaaat gatctgcaca tcttactaca aactacaca caagaactaa 3660
 aagattaatg attatctgta ttctcttcac taattactat tatgggggaa taatgattag 3720
 caaattatat gaattcgagt tctctctata cttttattag taaagcttat catttaatgg 3780
 actgaagtaa gatgtgttac ctttattcga gctatffftga gccacactaa atgaaggtgt 3840
 gtttgaatat ggcgcatata tttgcatatg tcccatcatt ttcttgctcat aatggggaat 3900
 tcaggcttag ccagtacttc tatgggatga gacctataat cccacctata gcagcaagta 3960
 actacccttc atgatgatag tgtacatgga gctgtgatta tgaacatgct gcctffftctg 4020
 ctgccattgg cattctctct gtaaattffa ttatgtgtgg tatcacactc tccaaaaatg 4080
 cagggatfff ggttacataa ccaactaat taaagaatca gtaatgaaat tgcaaaacca 4140

ES 2 534 734 B1

tgatcttttt tgagctaatg attagttggg ctttccttta aaataatata atcaggccga	4200
gtgcagcggc tcacacctgt aatctcggca ctttggaagt ccgcgggcggg tggttcacct	4260
gaggtcggga gttcaagacc agcctgacca acatggagaa acccccatct ctactaaaa	4320
aaaaatacaa aattagccag gcgtgatggc gcatgcctgt aatcccagct actcgggaga	4380
ctgaggcagg agaatcgctt gaacctggga ggcaggggtt gcaatgagcc gagatgtgca	4440
ctccagcctg ggcaacaaag agcgaactc catctcaaaa aaaaaaaaaa aaaaaaaaaa	4500
atcatataat cagttccctt ttaaatagaa agaggaggaa aaaaaaaagg aaaagggggg	4560
gtatctcatt tgtatacaaa tagattttca atggcattta ataaaagatt cttaaagggt	4620
taaaatgata aagattaatt ctacatatct tgaaaaatct taatgacttc tgtattcttg	4680
acttcttaaa aatattttct ttcttttagt gtgcaataag acaaactaag ggaattttt	4740
tcagcttgta tctcttttac ccatattatt ttccttgcat aagcaaaaaa ataataattg	4800
cctctaaaac tgatttgaca gtgttcagtg acatcattta atattggtga tggggtggaa	4860
gagaaggtag ggaatgcctt tatggccaaa cctaaaacac agtttccttg agccttctga	4920
gcaatcttag aattattcag aagctttcag gaaactcaaa ttctattaat ttgatttggt	4980
tcctttccaa aatgttaata gacatgtatt tgcttaaaac gtctacctat tccatttaat	5040
ttcctgctga taaatgtatt ttatctacaa gcaagtagaa tattttgttt tggttaaagt	5100
caagttttta taaaaggagg ggaagtataa gagagagttt cctagagata caatatcatc	5160
tctggagcaa aatgttgagg ccaagtgtaa aaacagacta tttctcttta cttcctgcag	5220
aatttcattt caagggacca cagcacacc ttgaaaatta ccatttattt aatgccagtt	5280
gaaccaatgg gtagcaaaag aggagggagg gaacatggtc atagagacaa aatctaacta	5340
ctataccagg tcttcctttg taagaaatat tagccctgcc aatataaaac gcagatggac	5400
atagacagaa taagcatcga ggactttttc ttatttactt gaaatctaga agctcagtca	5460
tctctgctca tcctggacc cactggagag ttttactcac taacaggtcc tttcctggaa	5520
gaaataacct catctcctgc catattagtt tacaataaaa atcattccaa agtgagccat	5580
ttcacattgc atttttgcca catgcacatt tgctattgaa accacagatt ctcagcataa	5640
gtaagacata ggtgtttcag aaacttcata aatacacgat ctttcaggtg ctctcaatt	5700
tcttaatcaa ggtatattga actccagtga ttaggataga acctgaaaac atcctttggt	5760
ctattggata gtacaacaca gcaagagcac acagttattt gtataataaa acaacttaat	5820
taatgaggaa gatgggatgt ttgattcctg ctaccaccag ttcacttcac aaaggccttc	5880

ES 2 534 734 B1

ttctggtatt	accaggaaaa	ctttcctgca	ttttctaggg	aaaaagaaaa	gtcgtttatt	5940
aggagcacia	tgacagatatg	tatctgtggt	ttcatagctt	cagcaaactt	cttagtaaaa	6000
ttcccatttc	aacaaaaacc	aaaatactga	ttgtttgaat	gtagaaaggt	atagaataaa	6060
gactacaaag	gggaatttta	ccagggtcc	ttagaccagc	ttccccagca	taatttttat	6120
ataactcaag	taagcctctg	cttcccctct	cctttccagt	ataatataag	aaggtcggaa	6180
ctgtcgcaca	aaagaacttg	atttcaatat	gaaaatataa	tatgtaattt	tggggactgc	6240
agactttctg	catcaaagat	ctggacagcc	ttaactttta	taaaaataat	ttttcaatgt	6300
tctcttttac	taaccaggaa	aacaagatgt	tttctgaaat	taatgacttt	ttctattttg	6360
ggctctgttt	ctaagttttt	acagggtgag	gtataaaggg	tcgtcttctc	ctcatattgc	6420
ctcttcataa	tcacctgggg	ctattttttg	caagtcaactg	cattttttaca	aaaaataaaa	6480
ataaaaagta	catctcacia	atcataaaat	tctccctaga	cttcagacag	tccttctgga	6540
gtgaaagaat	agaaatacag	aaagaaaaga	attacagggg	ggctttcttt	ttattttctt	6600
atggttaatg	tactgtatgg	tatatatggt	tacagaatgt	atctgccttg	tgatgttaac	6660
aaaatgaatg	acaaaaaata	gtactgatgt	gccatttgac	agtttgctt	agcatcactg	6720
tttatgttct	tcttttctgt	cctttttggt	aaaaaaaaac	gcaggttgta	ttccaaagct	6780
gtattaacac	aacatttctt	tccccactcc	taccagcct	tcttcagagc	tgtgaatttc	6840
attacaggag	cattgaggca	gaaccttgca	gggtgtggcc	aaaggggcta	aagtgggcat	6900
aggttgggat	ttacttctgc	ccgtctacca	accaaacacg	tatctgtggt	ctcatataag	6960
cctgcaaaat	tttacaccct	gcctttcagg	gagacaggcc	acatggagcg	catgacctct	7020
tgtagtcgtc	tcctcacagt	ccttcccact	gtgagagaag	gaaacttgca	gacccccaac	7080
tggatctggg	agcatatttt	taagcacagt	tggcattgct	tgaaaaagca	agagagatgg	7140
actcaaattc	tatgattgag	ccatgactga	ggaatgtgcc	cattcgttat	agtcgaagat	7200
gagtaggatg	atatgggtga	gaataggagt	ggctgtagaa	atggaatatt	ttacagttat	7260
gtattttttt	aaggaatagt	atttttataa	tgaaatctat	atacattatg	gagcttgagt	7320
tggaaaacac	ccttgactga	gctatttctt	cattccatta	aaggtaactt	tctggggagt	7380
cctatagcac	taggccaagc	cttgggggca	tgaacaaagg	gcctgtcact	tggccttgca	7440
ctgccattac	atgagatcca	gtgtttccaa	ataggccttg	gttggaagat	tgagctttct	7500
atacctgcca	ttaggtagat	tagatagatg	gcttgatagc	tctctgggct	atacttttaa	7560
taatataata	taatcttttg	gaaggagata	gctattttaa	atgcaagcaa	agcccagaaa	7620

ES 2 534 734 B1

ctatcaaagt ccaaactctt cacatattta aggagtaatt gccacatttg aggttaaggg 7680
 accacttact atgggtgcatt tgagaaatat atatgaaacg gtgagtcaga gccctctgac 7740
 catcttcagt ctacacataa gcagataaac caccaatata aatcttatag gggccagacg 7800
 aggtggctta tgctgtaat cccagcactt tggggggcca aggcaggagg atagtgtgag 7860
 cccagaagtt caagaccagg ctaggcaaca tgttgagacc atgttgttta gtctctacta 7920
 aaaaataaa aaattagcca gcatgggtggc acacacctgt agtcccagct acttgggaga 7980
 ctgaggcagg aggatcactt gagcccagga ggtggaggct gcagggggct gagatctcac 8040
 cactccattc cagcctgggc aacagagcaa gactctgtct caaaaaaaaa aaaaaaaaaa 8100
 caattatcag ttggccttct acataacaca gggctacact gtatTTTTtag agttaagtag 8160
 atacaggaaa agattgtctt tatccataaa ggagattctg aatTTTTtaga gttcctgaat 8220
 attttcccc aagtttctgt caaattcctg aagtcccttc cctatcacac tcagtttctt 8280
 gaagctcttc ccctacacct gtcctctgt ctggctaaca gagttgtcat gtctcagaaa 8340
 ctactacca ctcttgtgag actctcttcc caagcatcat ccttctcag gatgaggcct 8400
 ttttctacta cccaagagat caagaccctt tttctaaca gacaaggtta tatctactcc 8460
 attttcaaga gaaataaacc ctctggttcc catgcaaac gcttaaattc cttcatcacc 8520
 agaatctctc caacaggccc aactccagcc cagctgtgaa cactgctgtc atggagacaa 8580
 ctccaaaatg aaagaactat gcaattgcct gaagggtgcta atggagagcc agtttactct 8640
 aatctcttat tactaaggaa cctctcgggt tcgagattaa gtgggcaggg agacatccag 8700
 tcacttagtt ttgcaatgac aggtcttgat atacacagag gccaccaggc aatgcctgat 8760
 ccaaactatt ctgtatgtag ctccaactcc aattctgtga taccctattc tggcaggtgg 8820
 gaagagttct attctttgca gggttctgga acattcttcc ctgctctcaa gtcctgact 8880
 taggagagtc aaaatcatac aggggttcca gaaaatgttg tgtctgatgc agcttctcag 8940
 tgaatgtagg ttgttggtga aatTTTcagc tttagcatct cactcggggg gagtgatgtc 9000
 tctgtaaata ctttcatttg tggttggttg gtgggggtgg gggTgggagc ctgtcgtgct 9060
 tactctgaat tagcttactg ggctagctgc tgtactttgt aacctgaagt gtactttgac 9120
 tgttctgttt cttcagatg aaaaacaaaa taaaaccga cttcagaaaa gacactacca 9180
 gcgacagctg atgctgtact tgtagcttct ctctgttct ctgtacagta ttaatagaca 9240
 ataaactgcc ttttactgc atctaaaaaa aaaaaaaaaa aaaaaa 9286

ES 2 534 734 B1

<210> 60
 <211> 9500
 <212> DNA
 <213> Homo sapiens

<400> 60
 ccagaggctg agcccgggcg agcccgccgt gcgcacagct ctgcccgccg ccctgggagc 60
 ggatccccag ccgtccctgg gcgttctccc gggttctagc aaagcccccc ggggtgccca 120
 tcagtttcct tgggtgacta cagcgtgtgt tttttctttc ctctttcccc tgctgtgtg 180
 cccttctcca ggatggcaga ggcggaattg cacaaggaaa ggctgcaagc catagcagaa 240
 aaaagaaaga ggcagactga aatagaaggc aagcgacaac agcttgacga gcagatactt 300
 ctgctgcagc attccaagtc caaagtgctt cgggagaaat ggctgctgca gggcataccc 360
 gctggaactg ccgaagagga ggaagccagg aggcggcagt ctgaagagga tgagttcaga 420
 gtcaagcaac ttgaagataa cattcagagg ctggagcaag aaatacaaac gctagaaagt 480
 gaagagtccc agatatctgc caaagagcaa atcatcctag agaaactgaa ggaaacagaa 540
 aaatccttca aggactttca gaagggtttc tccagtacgg atggagatgc agtaaattac 600
 atttctccc agcttcccga cctgccaatc ctctgttcac gaacagcaga accatcacct 660
 gggcaggacg ggaccagcag agcggctgct gtgtacgcca tggaaattaa tgtggagaaa 720
 gacaaacaaa caggagagac caagattctc tctacatcta ccattggccc agagggggtc 780
 catcagaaag gagtcaaagt ctatgatgat ggtaccaaag tagtgtatga ggtgcgctca 840
 ggaggcaccg tagtagaaaa tggagtgcac aaattaagca caaaggatgt agaagagctt 900
 attcagaagg ctggacaatc aagcttagga ggagggcacg tgtctgaaag gactgtgatt 960
 gcagatggga gcctcagcca tccaaggaa cacatgctct gcaaagaagc taagttagaa 1020
 atggtacata agtctaggaa agaccattct tccgggaacc cagggcagca ggcccaagcc 1080
 ccagcgcctg cagggccgga ggcaaacttg gatcagcccg tcaccatgat ttttatgggc 1140
 taccaaaata tcgaggatga agaggagacg aaaaaggtgc taggctatga tgaaaccatc 1200
 aaggctgaat tggtcctcat tgatgaagat gatgagaagt cattgagggga gaagacagtg 1260
 acggacgtgt ccaactattga cgggaacgcg gctgagcttg tgtccgggag gccggtctca 1320
 gacaccacag agccctcatc ccagaaggg aaggaagaga gcctagctac agagccagcc 1380
 ccaggtacc aaagaaaaa gcgctgtcaa tgctgtgttg tcatgtgacc acttctttct 1440
 tctcctttct tctgggcagc ctgtactctc caccactcac gtagacctca ctgtaccact 1500
 aactgcaata ctgtgaactg gaagcaaca cctgccttgc cttgcagttg aattgctttg 1560

ES 2 534 734 B1

atctctctca ttttttttcc ttttcctcac ctgagagaca acgtgcatgt gtgtgcttca	1620
ttctctccaa gaacttgctt ttctctataa cctttccttg tgtcttcaag agtgaatcac	1680
ttccttctcg ctcgattgga atggactctt cgtatcagcc agtgatatgg tagccttaac	1740
tcacttgact ggaattgaac ccattggcac tgggggtttc attttgtagt gtgttcctgt	1800
aacgtagtca cacactgcca tgtctctggg ttctcacttg cctcctttgc tgtggatctt	1860
tgtttttata tcttgtgtgg caaaatgctg ttggctctag ccggttgcta gtgtagccaa	1920
aagtggacct tacttagtct gtccgatcta ggggtgatgt ttttgctgcc ttacataagc	1980
ttccagatta cagtattgtg cattcatggc tttctttctg ttaaaactga aatgaagtca	2040
atgtagaaga acccagagct tgtcacagct gaaatgtagg gactgattcc ataacctgcc	2100
catcagcggg tgtctctctt tctatggttt aaccgatgaa ccctttatat aagaagcacc	2160
attttaaaat ttctaaggac atgaaacaaa cattgtttga agcatcagta gcaattgatc	2220
tccaaactta ggcaaattca caagccttgt ttctattctc ttaaaaaaat gtaaattttt	2280
atattgtttc ttttttctgg atattttctg gtcatgttaa tctattttca atgaggagat	2340
catcttgaga agtatctttg cagtgaccat atttctaaaa cagtctgtcc aacctacaat	2400
ggttgccatg atgctccac ttcatcatgg atgggtgctgt aatgcattaa ctgttcatct	2460
cctccccagt tgattacaaa gccttgcac catactcttt tctttctggc cccatgagaa	2520
agagaatggt ttaggtaact tcaacttgta ggtttatctg cccttcaaaa aaaaaactt	2580
taaaaaactt ttaaaaatta agaaagacct atcttctcaa tgtaagcac ttaatttcat	2640
aacaaatatt aagtggcaca tagctgagct tcttagggca ttgttttggt tttagcttct	2700
ggagattcca gaagagcaaa gaatattttt tatctagaac acaatgaaca gtttttgaaa	2760
taccttctca gcactcccc aaagcaaaaa gccacatag tagtaaaacc aaagggaaac	2820
aatttaataa aataacaata gtatagtaat gaaataaaga tataacatga ttactggttt	2880
taataagagt tatcttaact ttaagttatt tgcccattta tagcattggt atgaattatt	2940
cataaaatta tgtcccacag tatatagttt tgaaaaaaca tatgatatac tacatccagt	3000
ctaacttctg tggaaagtag atcagaaaaa ataagatagt cttgagagaa ttttattata	3060
gaagctgtct aatttgacct attttgcttg ctgagtgcta aatctattgc ttttttttaa	3120
tctcctggct tgaaattata ttacttcaa taggaaaggt aaaaacatca gtttttactt	3180
ttcaaagtta attttctgaa ataattgcat tttaatgagc acaaaatggg tcattttatt	3240
tttattatac tcatcttggt tacacctata cataaacaga aaacgttaa gaagagaaaa	3300

ES 2 534 734 B1

ataaaggagc taagttctgc tgttgaagat tatttcatcc aaggcttggt tttgaataac	3360
tgagggaaat atctctaaat ctcaagttca tcaaagcagc tgcaatggaa taaaattgct	3420
atthttatcga gaaacctggt ttggatgctt ataaattcca ctactctcag cttcattttc	3480
ctgagtacgt ggtcactgaa gcatcattta gacattacat aaactggcat gcagataaac	3540
ctatttacet agagggagaa aacagtttca atgtcttgga caatctgtta tttaaatgat	3600
ttacttaaga aagaaacaat ctgaaagctt accatagctt atcttttcta ctcacttgga	3660
gattcaagct attcaatgtg agttttaaaa agttaagcac agttagttag tgaaatggta	3720
gaatgtagaa cttttaagct tgctggttga taaacagaat caatcttcca ggacagataa	3780
ttccctgaag ggacctatcc ttgcataagt gaactagtta ctcatacaga aatgatctg	3840
cacatcttac tacaacacta cacacaagaa ctaaaagatt aatgattatc tgtattctct	3900
tcactaatta ctattatggg ggaataatga ttagcaaatt atatgaattc gagttctctc	3960
tatactttta ttagtaaagc ttatcattta atggactgaa gtaagatgtg ttacctttat	4020
tcgagctatt ttagtagcaca ctaaatgaag gtgtggttga atatggcgca tatatttgca	4080
tatgtcccat ctttttcttg tcataatggg gaattcaggc ttagccagta cttctatggg	4140
atgagacctc taatcccacc tatagcagca agtaactacc cttcatgatg atagtgtaca	4200
tggagctgtg attatgaaca tgctgccttt cctgctgcca ttggcattct ctctgtaa	4260
tttattatgt gtggtatcac actctccaaa aatgcagggt atttggttac ataaccaa	4320
taattaaaga atcagtaatg aaattgcaaa accatgatct tttttgagct aatgattagt	4380
tgggctttcc tttaaaataa tataatcagg ccgagtgcag cggctcacac ctgtaatctc	4440
ggcactttgg aagtccgcgg cgggtggttc acctgaggtc gggagttcaa gaccagcctg	4500
accaacatgg agaaaccccc atctctacta aaaaaaaaaat acaaaattag ccaggcgtga	4560
tggcgcgatgc ctgtaatccc agctactcgg gagactgagg caggagaatc gcttgaacct	4620
gggaggcagg ggttgcaatg agccgagatg tgcactccag cctgggcaac aaagagcgaa	4680
actccatctc aaaaaaaaaa aaaaaaaaaa aaaaatcata taatcagttc ctttttaaat	4740
agaaagagga ggaaaaaaaa aaggaaaagg gggggtatct catttgtata caaatagatt	4800
ttcaatggca ttttaataaaa gattctttaa tggttaaaat gataaagatt aattctacet	4860
atcttgaaaa atcttaatatg cttctgtatt cttgacttct taaaaatatt ttctttcttt	4920
tagtgtgcaa taagacaaac taaggggaat tttttcagct tgtatctctt ttacctatat	4980
tattttcctt gcataagcaa aaaaataata attgcctcta aaactgattt gacagtgttc	5040

ES 2 534 734 B1

agtgacatca tttaatattg gtgatggggt ggaagagaag gtagggaatg cccttatggc	5100
caaacctaaa acacagtttc cttgagcctt ctgagcaatc ttagaattat tcagaagctt	5160
tcaggaaact caaattctat taatttgatt tggttccttt ccaaaatggt aatagacatg	5220
tatttgctta aaacgtctac ctattccatt taatttcctg ctgataaatg tattttatct	5280
acaagcaagt agaataatctt gttttgggta aagtcaagtt tttataaaaag gaggggaagt	5340
ataagagaga gtttcctaga gatacaatat catctctgga gcaaaatggt gaggccaagt	5400
gtaaaaacag actatctctc tttacttctt gcagaatttc atttcaaggg accacagcac	5460
acccttgaag attaccattt atttaatgcc agttgaacca atgggtagca aaagaggagg	5520
gagggaaact ggtcatagag acaaaatcta actactatac caggtcttcc tttgtaagaa	5580
atattagccc tgccaatata aaacgcagat ggacatagac agaataagca tcgaggactt	5640
tttcttattt acttgaaatc tagaagctca gtcattctctg ctcatcctctg gaccactgg	5700
agagttttac tcactaacag gtcctttcct ggaagaaata acctcatctc ctgccatatt	5760
agtttacaat aaaaatcatt ccaagtggag ccatttcaca ttgcattttt gccacatgca	5820
catttgctat tgaaaccaca gattctcagc ataagtaaga cataggtggt tcagaaactt	5880
cataaataca cgatctttca ggtgctcctc aatttcttaa tcaaggtata ttgaactcca	5940
gtgattagga tagaacctga aaacatcctt tgttctattg gatagtacaa cacagcaaga	6000
gcacacagtt atttgtataa taaaacaact taattaatga ggaagatggg atgtttgatt	6060
cctgctacca ccagttcact tcacaaaggc cttcttctgg tattaccagg aaaactttcc	6120
tgcattttct agggaaaaag aaaagtcggt tattaggagc acaatgcaga tatgtatctg	6180
tgttttcata gcttcagcaa acttcttagt aaaattccca tttcaacaaa aaccaaata	6240
ctgattggtt gaatgtagaa aggtatagaa taaagactac aaaggggaat tttaccaggg	6300
ctccttagac cagcttcccc agcataattt ttatataact caagtaagcc tctgcttccc	6360
ctctccttc cagtataata taagaaggtc ggaactgtcg cacaaaagaa cttgatttca	6420
atatgaaaat ataatatgta attttgggga ctgcagactt tctgcatcaa agatctggac	6480
agccttaact tttataaaaa taatttttca atgttctctt ttactaacca ggaaaacaag	6540
atgttttctg aaattaatga ctttttctat tttgggtctg ttttctaagt ttttacagg	6600
tgaggataaa agggtcgtct tctcctcata ttgcctcttc ataatacct ggggctatct	6660
tttgcaagtc actgcatttt tacaacaaat aaaaataaaa agtacatctc acaaatcata	6720
aaattctccc tagacttcag acagtccttc tggagtgaag gaatagaaat acagaaagaa	6780

ES 2 534 734 B1

aagaattaca	gggtggcttt	ctttttat	tcctatggtt	aatgtactgt	atggtatata	6840
tgtttacaga	atgtatctgc	cttgtgatgt	taacaaaatg	aatgacaaaa	aatagtactg	6900
atgtgccatt	tgacagtttg	ccttagcatc	actgtttatg	ttcttctttt	ctgtcctttt	6960
tggtaaaaaa	aaacgcaggt	tgtattccaa	agctgtatta	acacaacatt	ctcttcccca	7020
ctcctacca	gccttcttca	gagctgtgaa	tttcattaca	ggagcattga	ggcagaacct	7080
tgcaggtgtg	gccccaaagg	gctaaagtgg	gcataggttg	ggatttactt	ctgcccgtct	7140
accaaccaa	cacgtatctg	tgttctcata	taagcctgca	aaattttaca	ccttgccttt	7200
cagggagaca	ggccacatgg	agcgcgatgc	ctcttgtagt	cgtctcctca	cagtccttcc	7260
cactgtgaga	gaaggaaact	tgacagcccc	caactggatc	tgggagcata	ttttaagca	7320
cagttggcat	tgcttgaaaa	agcaagagag	atggactcaa	attctatgat	tgagccatga	7380
ctgaggaatg	tgcccattcg	ttatagtcga	agatgagtag	gatgatatgg	gtgagaatag	7440
gagtggctgt	agaaatggaa	tattttacag	ttatgtat	ttttaaggaa	tagtattttt	7500
ataatgaaat	ctatatacat	tatggagctt	gagttggaaa	acacccttga	ctgagctatt	7560
tcttcattcc	attaaaggta	actttctggg	gagtcctata	gcactaggcc	aagccttggg	7620
ggcatgaaca	aagggcctgt	cacttggcct	tgcaactgca	ttacatgaga	tccagtgttt	7680
ccaaataggc	cttggttgga	agattgagct	ttctatacct	gccattaggt	agattagata	7740
gatggcttga	tagctctctg	ggctatactt	ttaataatat	ataataatct	ttgggaagga	7800
gatagctatt	ttaaatgcaa	gcaaagccca	gaaactatca	aagtccaaat	ctttcacata	7860
tttaaggagt	aattgccaca	tttgaggtta	agggaccact	tactatggtg	catttgagaa	7920
atatatatga	aacggtgagt	cagagccctc	tgaccatctt	cagtctacac	ataagcagat	7980
aaaccaccaa	tataaatctt	ataggggcca	gacgaggtgg	cttatgcctg	taatcccagc	8040
actttggggg	gccaaggcag	gaggatagtg	tgagcccaga	agttcaagac	caggctaggc	8100
aacatggtga	gaccatggtg	tttagtctct	actaaaaaat	ataaaaatta	gccagcatgg	8160
tggcacacac	ctgtagtccc	agctacttgg	gagactgagg	caggaggatc	acttgagccc	8220
aggaggtgga	ggctgcaggg	ggctgagatc	tcaccactcc	attccagcct	gggcaacaga	8280
gcaagactct	gtctcaaaaa	aaaaaaciaa	aaaacaatta	tcagttggcc	ttctacataa	8340
cacagggcta	cactgtat	ttagagttaa	gtagatacag	gaaaagattg	tctttatcca	8400
taaaggagat	tctgaat	tttaggtcct	gaatattttc	ccccagttt	ctgtcaaatt	8460
cctgaagtcc	cttccctatc	acactcagtt	tcctgaagct	cttcccctac	acctgctcct	8520

ES 2 534 734 B1

ctgtctggct aacagagttg tcatgtctca gaaactactc accactcttg tgagactctc 8580
 ttccaagca tcatccttcc tcaggatgag gcctttttct actaccaag agatcaagac 8640
 cctttttcta acaagacaag gttatatcta ctccattttc aagagaaata acccctctgg 8700
 ttcccatgca aatcgcttaa attccttcat caccagaatc tctccaacag gcccaactcc 8760
 agcccagctg tgaacactgc tgtcatggag acaactccaa aatgaaagaa ctatgcaatt 8820
 gcctgaaggt gctaattggag agccagttta ctctaactctc ttattactaa ggaacctctc 8880
 ggtttcgaga ttaagtgggc agggagacat ccagtcactt agttttgcaa tgacaggtct 8940
 tgatatacac agaggccacc aggcaatgcc tgatccaaac tattctgtat gtagctccaa 9000
 ctccaattct gtgatatcct attctggcag gtgggaagag ttctattctt tgcagggttc 9060
 tggaacattc tttcctgctc tcaagctcct gacttaggag agtcaaaatc atacaggggt 9120
 tccagaaaaat gttgtgtctg atgcagcttc tcagtgaatg taggttgttg gtgaaatfff 9180
 cagcttttagc atctcactcg gggtgagtga tgtctctgta aatactttca tttgtggttg 9240
 gttgggtggg gtgggggtgg gagcctgtcg tgcttactct gaattagctt actgggctag 9300
 ctgctgtact ttgtaacctg aagtgtactt tgactgttct gtttccttca gatgaaaaac 9360
 aaaataaaaa ccgacttcag aaaagacact accagcgaca gctgatgctg tacttgtagc 9420
 ttctctctgt tcctctgtac agtattaata gacaataaac tgccttttca ctgcatctaa 9480
 aaaaaaaaaa aaaaaaaaaa 9500

<210> 61
 <211> 2014
 <212> DNA
 <213> Homo sapiens

<400> 61
 aggcggcctt tggtcacagg ctcccagatt ctccctagctg gggctgcgga gctgggggga 60
 gggaaagagag gaaaggggag ggggtgcctg gagaggcgga ggctcgcgcg cctgcgcatc 120
 cagctccagg gaccctaggt tttctatggg attccaatc tgcagcagag atttaccgga 180
 gcgtggttgcg gcagcggctg ggcttgcaag gcgcgatcca agagggattt aagcagccca 240
 gagctccaga gaaaaagaga gcgagagaga accacacaca gagacggctt aagcgtttac 300
 ccgaattaa tatatatttt taaaaagaac tgttgagttt tatcattttc gttaagtgac 360
 cgtgcgcagc gctgtaactg caggatgggg aagcagaata gcaaactggc ccctgaagtg 420
 atggaggacc tggatgaagag cacagagttt aatgagcatg aactcaagca gtggtacaaa 480
 ggattttctca aggactgtcc aagtgggagg ctaaactctg aggaatttca gcagctctat 540

ES 2 534 734 B1

```

gtgaagttct ttccttatgg agacgcctcc aagtttgccc agcatgcctt ccgaaccttc      600
gacaagaatg gggacggcac cattgacttc cgagagttca tctgcgctct gtccatcacc      660
tccaggggca gctttgagca gaagctgaac tgggccttca atatgtatga cctggatggt      720
gatggcaaga tcacccgagt ggagatgctg gagatcatcg aggctatcta caaaatggta      780
ggcactgtga tcatgatgaa aatgaatgag gatggcctga cgcctgagca gcgagtagac      840
aagattttca gcaagatgga taagaacaaa gatgaccaga ttacactgga tgaattcaaa      900
gaagctgcaa agagcgaccc ttccattgta ttacttctgc agtgcgacat ccagaaatga      960
gctgatgtca atgctatgga ctgcacaaaa gtctcaatgt tccattcagt ctgcagctat     1020
tcacacacac acacacacac acacacacac acacacacac acacacaaat attgcttggga     1080
ctacctataa atggacttgc ttcttgtggt tgaaacactc gtgtgcatga gaatgtcatt     1140
tgctaatagaa ttttaaaagc atatataaaa caaaacaaac aacctgccac aatgtgatat     1200
gtgtaatatc atttcataaa aatccctctt cctccaaagc ctgggcagaa atgtgctgca     1260
aagagttata tgacttcttg ttcatgtttt gctaatagctc gtatctcctt gattacataa     1320
tgtagtagc actgagaccc ccatggtaat gtaacttaat tataagctat gtcactacce     1380
tcctgtaaaa tactattgga cagacacaga gggacccttg gctcctgtgt ctggtccaca     1440
caccacagaa gcttgtatta tcagtgaata taaatgtact acatttgcac gccttttggg     1500
tttgccttaa ttcttacctc atttgcaccc tatcgatctg gaaagagctg ttttggatga     1560
atgcagtata aaatgtaaaa accctgctaa atgacttatt gattaagtat atctatctat     1620
atatacatat acacaaagat attatttata gaaagtaaaa aagatggaag tgtattgggt     1680
tctgtttgaa ttttcaaagg cttccaatgt ggtggcaata aatgtcccaa ataaatttat     1740
aacaattgat tttcccccta attcttattt tataatttta aaattgcagc agttgctagc     1800
aacaacttac taaatctact cttaaata caactttgga atttgaagaa ttaatgacaa     1860
caaaagggaa aaaagcaact ttccaacttt tcatccaggc tcccaaaaga gggacaacga     1920
acatggcatg tgaaaagtaa aacagatttg ttcatccga aaaaaaatg ttcatctat     1980
gacaataaat tttatctcag tgtgaaaaaa aaaa                                     2014

```

```

<210> 62
<211> 8822
<212> DNA
<213> Homo sapiens

<400> 62

```

ES 2 534 734 B1

cgcgaacagc gtttcctgag gcacctcccg cgcgtggttc cgccgcgccc cgcgcctgc	60
gcccctcagc ccctcgccgg cgcccgcgtc gcgggttggc agcctagccc ggagccgcg	120
ttcccgcgc gtcccgcgcc cggtagctat ggaggcgccg ctcgccggcg aggccgccga	180
ccatgcctag gagggccggg agcggtcagc tgccgctgcc ccggggctgg gaggaggcca	240
gggactacga cggcaaggtc ttctacattg accacaacac caggaggacc agctggatcg	300
acccccggga caggttaacg aagcccttgt catttgctga ttgtgttggg gatgagctgc	360
cgtggggatg ggaagcaggg tttgaccctc agattggtgt ctactacatc gatcacatca	420
acaaaaccac gcagatagaa gatccaagaa aacaatggag gggggaacag gagaagatgc	480
tcaaggacta cctctctgtg gcacaggatg ccctccggac acagaaggaa ctgtacatg	540
tgaaggagca gaggctggcg ctggccctgg atgaatacgt gcgattaaat gatgcctata	600
aggaaaagtc aagttctcac acaagcttat tctcaggatc ttcattccagt actaaatatg	660
atcccgatat tttaaaagct gagatctcca ctacaagatt aagggttaaa aagctaaaga	720
gagagctctc acagatgaag caggaactgc tctataaaga acaaggcttt gaaacattgc	780
agcaaattga taaaaaatg tctggaggcc agagcgggta tgaactcagt gaagccaaag	840
ccattctaac agaactaaaa tctatcagaa aggcaattag ctcaggagaa aaagaaaaac	900
aagatctgat gcagagtctt gctaagctgc aggagcggtt tcatttggat cagaacattg	960
gcagatctga gccagatttg agatgtagtc ctgtgaactc tcatttatgt ctctccagac	1020
agacccttga tgctgggtca caaacaagca tttccggaga tattggagta agaagtagat	1080
caaatttagc tgaaaaggtc aggctaagcc tacagtatga agaagccaaa agaagtatgg	1140
ccaacttaaa aattgaactg tcaaaattgg acagtgaggc ctggcctggg gactggata	1200
ttgagaagga aaaactgatg ctgattaatg aaaaagaaga acttttgaaa gagcttcagt	1260
tcgtcacccc acagaaacgt acccaagatg aattagaacg cctagaagct gaaaggcagc	1320
ggctggaaga agagttgctg tctgtgaggg gaacaccaag cagagctctg gccgagagat	1380
tgagattgga agagagaaga aaagagctgc tacagaaact tgaagaaact actaaattaa	1440
ctacttattt gcattcacia cttaaagcc tctctgccag caccctgtcc atgtcatctg	1500
ggagcagcct gggttccctg gcatcgagtc ggggctctct gaacacctcc agcagagggt	1560
cactcaactc cctcagttcc accgaactct attacagcag tcaaagtgat cagatagatg	1620
tggattatca gtataaactg gacttccttc tgcaagagaa aagcggttac attccttctg	1680
gacccatcac caccatccat gaaaacgagg tgggtcaagtc ccctagccag cctggccaga	1740

ES 2 534 734 B1

gtggactctg tggagtggca gctgcagcaa caggccacac tcctccactg gctgaggccc	1800
cgaagtctgt ggcctccctg tcctcgaggt cctccctttc ctccctgtct cctccaggct	1860
ctcccttggt tttggaaggc acgtttccca tgtcttcttc tcatgatgcc tctctccatc	1920
agttcactgc tgactttgaa gactgtgagt tgagtagcca ttttgcagat atcagcctca	1980
tcgaaaatca gattttgctg gattctgatt caggaggagc ctcccagtct ctttcagagg	2040
ataaagacct taatgaatgt gctagggagc cattatatga aggaactgca gatgtggaaa	2100
aatcattacc aaaaagaaga gtgatccact tgcttgggga gaaaaccact tgtgtgtcgg	2160
ctgctgtgtc tgatgagtct gtggctggag acagtggggt ctatgaagct ttcgtgaaac	2220
aacctagtga aatggaagat gtcacataca gtgaagagga tgtagccatt gtagagaccg	2280
cccaggttca gataggactc agatacaatg caaaaagttc aagtttcatg gtgattatag	2340
cacagctccg aaaccttcat gccttcttga tacctcatac ttcaaaagta tattttaggg	2400
ttgccgttct tccttctca actgatgtca gctgtctggt tcgcacaaaa gttcatccgc	2460
ccacagaatc cattttattc aatgatgtgt tcagagtcgc catttcccaa acagccttac	2520
aacagaagac actgagggta gacctttgct ctgtcagtaa acaccgaagg gaagaatgcc	2580
tggtctggaac tcagatcagc ctggcagatt taccattttc cagtgagggt ttcactctat	2640
ggtataactt gcttccctcc aagcaaatgc cttgcaaaaa gaatgaagaa aatgaggact	2700
ctgtatttca accaaaccag ccgttagtag attctataga cttggatgca gtgtcagcct	2760
tacttgcaag aacatcagct gagttgttag ctgtggaaca agaattagca caagaagaag	2820
aagaagaatc aggacaagaa gagccaaggg gccagatgg agactggcta acaatgctaa	2880
gagaggcctc tgatgaaatt gtggctgaaa aagaggctga agttaaattg ccagaggaca	2940
gtagctgtac agaagattta agttcatgca ctagtgtgcc tgagatgaat gaagacggga	3000
acaggaaaga aagcaactgt gccaaagacc tcagaagtca gccacctact agaataccaa	3060
cactggttga caaagagaca aactgatg aagccgctaa tgacaatatg gcagttcgcc	3120
ccaaagagcg cagcagcctg agctctagac agcatccgtt tgtgaggagc agtgtgatag	3180
tgcgctcaca gaccttttct ccaggagagc ggaaccagta catctgcagg ttaaatecga	3240
gtgacagtga cagttcaacc ctggctaaaa aatcactggt tgtgagaaac tccaccgaac	3300
gccgcagttt gagggcaaaa aggacggttt gccagtcagt ccttagaaga acaacacagg	3360
aatgccagct gcggacatct ctagacttag aactggacct tcaggcatct ctgaccggc	3420
agagccgcct caatgatgag ctgcaggcgc tgagggactt gcggcagaag ctggaggaac	3480

ES 2 534 734 B1

tgaaagctca gggagagact gaccttccac caggcgtgct ggaggatgag aggttccaga	3540
ggcttctgaa gcaagctgag aagcaggctg aacagtccaa agaagagcag aagcaaggtc	3600
tgaatgcaga gaagttgatg aggcaagtct ccaaggacgt gtgtcggctc cgggagcaga	3660
gccagaaggt gcctcggcag gtgcagtcct tcagggagaa gattgcctac ttcaccagag	3720
caaagataag catcccatcc ctgccagctg atgatgtgtg attacatgac ttaagaaatt	3780
atTTTTtcat ctgttcaactt tcttagggag ggtaaaagac tgaagatttg tgtTTTTgtt	3840
ttggtgTTTg gTTTTTTTTg gtaacgtaac tgtcaactct tgaagaactt ttatttcaca	3900
tcagatTTTc aacacattaa tttgtaaagt accttgagtg taatTTTTat atgcttaaaa	3960
aagaaaaaat catataagaa agatgggata acctggtaca caaatgTTTgc ccagtatgtg	4020
cgcattgcca gtggacttca tTTTgtaaaa atggaataga ggcagtaccc cacatgtgta	4080
ctgttgagcc ggctgttgag aaacaacttg gttcagccgg tggTTTTgct tctcTTTgt	4140
gttcctgtga gtaggctgtg ccgatggcag cagcgcacg tggtatctgt gcgctggcga	4200
ggagaggagc gctttccatt tggaggcagt gtgagcacac gctggagtgc agcgttccaa	4260
agtccgcccg aaatggatgc tgcgtccacg gccatcacct gtgcgggaaac acctggttTc	4320
cttaagacaa tTtctTTTT gtcTTTTat atTTTTctaa agaaaactaa gatataaact	4380
accaagtgct cttaagaata aaaataagaa taagaataca aaggagcact actcttggct	4440
acacgaaaga tcttgggatt catgacactg agggcagggga gaagaaagaa caccagccac	4500
gcagagatac aaataagctc atcaaatgag cagctggTTT gtctcactca gcctgaattt	4560
gcattaagtg ttcaaaagtg agTTTctggc ttgcactagt gTTTTgcctt aaatctaagg	4620
atggtgccta gtggtggccc tgtgttctga ggacagagag agctggaggg gtggagggaa	4680
atgcatcggc actcatttgg tgtaaccaag aagaggggga aagatgtctt gatagaatca	4740
aagttgccaa aaacaaagaa gagTTtatca agcagattTc taacatttag tagaaactac	4800
ttcatagctc tcattTTTTag ggggttctat ctataattta tggtaaatag ttgggaggca	4860
aaggaagaa tgtgtgtggg gggattatta atttgaagta taagctaaat tgtttattaa	4920
aaagcctatt ttggatgaac aagTTtagag agataaactg actaatgtgt cctccagttt	4980
agaattTcac ctTaccgcac ccaggcactt cttaaaaaca cagatcctca gtgcagctct	5040
gccagcatca aggctTTTTaa aatatgtagt atttaggcca tTtaaacct acttattact	5100
caataacca agaacaatt ttgggttagc catctaatat agcaataaa atagattttt	5160
taaagaaatc caaaattgtc ttaaaggaat ggacccttg aagaaaaaaa aaaaagttt	5220

ES 2 534 734 B1

tgttcctcag ttagaatgct cactagctca ctagcaagaa tttttatnttt cttgaaagca 5280
 attatatata ttttggaag ttcatgttat tgggaattgaa gttcaaatta agcaacttct 5340
 gagcctagaa ctttaattac tttttcctaa atgtcccaac acttacatac aaatttcttt 5400
 gaagacataa ctggacatgg cagacactgc tttgaacaaa aaccagccta gtgaattgac 5460
 tgagtacagt cttttaaggc tgcccagttc attctattag atgactaagg aaaactagaa 5520
 aaagaataca gttcacccctt gtcaagggtca aatgtgaaag acagaagttt atttaattgta 5580
 gaggtaaatg aagggtgagct gttttcagca tcttagtttg accatgaaaa tgtctataga 5640
 attatgtgta gttgttccgt acgattttat tttcttcatt tattttattta cagtcttatt 5700
 tatgttctgt ttaatataata gtttgattct ggccatttta aatatttgac acagaagaga 5760
 ctatatggga atatttacag ctttataagt ctttcatcag attagctggt gactttttgt 5820
 aatacaaaaa gtttcagaca agtattaaag aataaaatct gtctcaggct gtagtttagc 5880
 agttgtgacc aagatgcttt tgggtgttgt atttcacaaa atttcctcat ttctaactg 5940
 agagatgaac ttattttaat ataatccttt ttctacactt taaaagtcag caatagtgtt 6000
 atgtatttat aggcagcttt taataatctt gtcataattg tactaaccca aatgattcac 6060
 agtgacaaaa cattttaata acttgatcac aaaaccatat ggacaaatat gaattttaat 6120
 attataaata ctatttttaa aaggtagaat ttattcgcac agggtaaaaa gaatgtaata 6180
 tttagttctc aagtttgaat tatcagtata ttattacaat tttgtatatc agaacttaa 6240
 gtgttacagg taaaaaaga atattgctag ccaaatgaac aaagtttagc taaatctctg 6300
 tagcatgcaa atcaaataaa ttaaaatntt ttgctattgc tttatctata ttgtcttaa 6360
 tatcaaaagc tcaggactga acttaattatt taatcagggt aaattctgaa catgtttctg 6420
 ttttaatttg tcttgtttgt aaacgtatgc aaatacatca catagattaa ctggtttctg 6480
 cactttccat gtgtttgtgg gtggaaaaaa attcagtggt tttttttaaa aaaaaagca 6540
 aaaacaaagc tacatattgc ctaatactct atttcagtggt cgtttattgt tcagtttatt 6600
 tcctgattg gcacaaacac aagagtttcc ttgaaccatg taccaagcaa atacaaaata 6660
 tttcatgaag aaatccccag gctggcagtt tgtgatgaat agttcttggt ggaactatat 6720
 gtattgctga taaaaaagga cgaagtattt tcattgagca aataaaatga agggctccag 6780
 aatatgtgct ctgtggctgc tgcgcctggg ctggcagtggt gctccacaga gaggcagccg 6840
 tcccaggagg ttatctacct acacacccca gtctgcct gccgtgcccc ccacaggctg 6900
 ctcagtgctt ggaagccag aaacgctgcc cgtgaaatac agaacacagg atgcagaagc 6960

ES 2 534 734 B1

acgtttgtgt ggcagagtct acttgaatca tccaaaaccc aagatcgccc tcctgcctct	7020
gacagtatag aaggcgtgac tgaatgtggc tgccttttga aaaaggttcc atagagacac	7080
tgaggctctct gattcagaag gagatgatgt gtctacacct ttcacctctg aagcttctaa	7140
agagctagta attattttat ataataagac gtcattgcatt ttaaataaat atgcaacaag	7200
acctcaggct tattatacta ggttatctta aacacctgaa ataagtaaat gatttgccaa	7260
atgattccgc tccatatgaa taataccttc aaagatacat agagattaat gttttattta	7320
ccacttctgt gcaatcgcta ttttaaaatt gagaaaactc atccacagta atgggtgtca	7380
ttactattca gtcttgattg attttggctc cagactagaa gataaaaatg gtttaccagt	7440
cttggaaga aactatagtt taatagccac aggaaaagat gcattttcaa aatcaaaaag	7500
cacagtgaga tgactagagc gggacatcct accaaatcca gtggttgagca agcgtctcct	7560
gaacagcaga cgcttgcctt ttctggctta gtgtttcagg ttggtgtttc tcgtctccag	7620
ttcttgatga tgatcttgtg tttgtgccac tgcgtagtgg cccgaagcta ggggagcgtg	7680
gctggagcag gctgcacagt ggagcagaca ccctcctagc agaagagaaa gtccagcaaa	7740
ccagcccaga aacagggcct ccccaaactc ccacctgggg acaaagtctg ggacgttctc	7800
atcccagaac tcctgaaccg tcttgtgggc aaccaagag acgggaacca gggctgtgac	7860
tcccgaggcc caggacagaa ttctcccag gatcagcagt cgcctcttga gatctctctg	7920
actctctcca attctcaaac agtccaggcc aaaccagag accagcaggc ccagaaatcc	7980
cagcccattt gacagaaaca ttaagatcct ggagaccctg agttcagcag gcaaagccag	8040
gaaggagtca aagtccttgc attgcatccc cacttcctct tggatgacac aggtttgcca	8100
gagtcccatg gtccagtttt ccatttcatt taagtccagg ttgaggttct tccagtgtgg	8160
caggtagttt gtaagacagg ataaaacca tcccagcaaa gataatgaaa ctccagctag	8220
ttgagctaca gttctaaata ctaaagccat tataatgtcc tgagagcttt agccaaacta	8280
actcctgccc ttcggttgct gtgaaaagaa gtgtgacact tgtgttataa cttatgaaac	8340
tcagaaatat ttcttcattg tgtatatagg aggattcttg ccagagttgc tattgtttga	8400
ttccatgttg aatgggtttc aaaaaggat agggaaataa tgccgccaac cagtaatgcc	8460
aaggtgtggc caagattgtg tttgtgtcct gtgggctgga tttgacagaa agcagtttgt	8520
cactgaaata taattaagtg ataatctcct ttcattgtca aggttaaaat ggctttcatg	8580
ttattcccaa cttttctaac aaagaattaa gtctaaatgc aaaatgttta actgatggtt	8640
ttggttcaac tcctcctgct ttgtgtttca ctaactgcac ctgtcagatt ttcactctct	8700

ES 2 534 734 B1

atagttctca catttcaaat gtgcatgtta tggaataact gagtgttatt ttttaaaaat 8760
 aggtttaaga aaagtatttc ttaaccaaat aaatcaatct tatcagaaaa aaaaaaaaaa 8820
 aa 8822

<210> 63
 <211> 2610
 <212> DNA
 <213> Homo sapiens

<400> 63
 caggggcgga ggcggcggcc agggaggaag cggaggaggc ggaggcggcc gcggcgttcg 60
 cccgcccgct cgctcgctcg gtttccccgc ccccgccggg cttaacgccg ctgaaggtat 120
 ccgggtgctc gctgtcgcaa cctgccctca tcctggcccg cgactgtaag accggacca 180
 catccagacc aatcttctctg tccgggctgc tgcgacgcgg gctccgcagg ttgcaggcgg 240
 gcggccgggg cgcctgaagg ttaccgagtg catgagcgcc tagcgcttcc cgcgctgcc 300
 cgcccgtgg cccgccgacc cgcccgcgg ctcgcccgcc agcccctcgg cgcccggcgg 360
 cggcggcggc ggtggcggcg acggtcgcag gaggtgccgt ctgcctecca ggtgcgcgct 420
 tcgctcccgg agccgcggaa ctcggcggcc gccatggcgt ccaacatgga ccgggagatg 480
 atcctggcgg attttcaggc atgtactggc attgaaaaca ttgacgaagc tattacattg 540
 cttgaacaaa ataattggga cttagtggca gctatcaatg gtgtaatacc acaggaaaat 600
 ggcattctac aaagtgaata tggaggtgag accataccag gacctgcatt taatccagca 660
 agtcatccag cttcagctcc tacttctctt tcttcttcag cgtttcgacc tgtaatgcca 720
 tccaggcaga ttgtagaaag gcaacctcgg atgctggact tcagggttga atacagagac 780
 agaaatgttg atgtggtact tgaagacacc tgtactgttg gagagattaa acagattcta 840
 gaaaatgaac ttcagatacc tgtgtccaaa atgctgttaa aaggctggaa gacgggagat 900
 gtggaagaca gtacggctct aaaatctcta cacttgccaa aaaacaacag tctttatgtc 960
 cttacaccag atttgccacc accttcatca tctagtcatg ctggtgccct gcaggagtca 1020
 ttaaataaaa acttcatgct gatcatcacc caccgagaag tccagcggga gtacaacctg 1080
 aacttctcag gaagcagtac tattcaagag gtaaagagaa atgtgtatga cttacaagt 1140
 atccccgttc gccaccaatt atgggagggc tggccaactt ctgctacaga cgactcaatg 1200
 tgtcttgctg aatcagggct ctcttatccc tgccatcgac ttacagtggg aagaagatct 1260
 tcacctgcac agaccgggga acagtcggaa gaacaaatca ccgatgttca tatggttagt 1320
 gatagcgatg gagatgactt tgaagatgct acagaatttg ggggtgatga tggagaagta 1380

ES 2 534 734 B1

tttggcatgg cgatcatctgc cttgagaaaa tctccaatga tgccagaaaa cgagaaaaat 1440
 gaaggagatg ccttattaca atttacagca gagttttctt caagatatgg tgattgccat 1500
 cctgtatfff ttattggctc attagaagct gcttttcaag aggccttcta tgtgaaagcc 1560
 cgagatagaa agcttcttgc tatctacctc caccatgatg aaagtgtggt aaccaacgtg 1620
 ttctgctcac aaatgctttg tgctgaatcc attgtttctt atctgagtca aaatfffata 1680
 acctgggctt gggatctgac aaaggactcc aacagagcaa gatttctcac tatgtgcaat 1740
 agacactttg gcagtgttgt ggcacaaacc attcggactc aaaaaacgga tcagtttccg 1800
 cttttcctga ttattatggg aaagcgatca tctaatgaag tgttgaatgt gatacaaggg 1860
 aacacaacag tagatgagtt aatgatgaga ctcatggctg caatggagat cttcacagcc 1920
 caacaacagg aagatataaa ggacgaggat gaacgtgaag ccagagaaaa tgtgaagaga 1980
 gagcaagatg aggcctatcg cttttcactt gaggctgaca gagcaaagag ggaagctcac 2040
 gagagagaga tggcagaaca gtttcgtttg gagcagattc gcaaagaaca agaagaggaa 2100
 cgtgaggcca tccggctgtc cttagagcaa gccctgcctc ctgagccaaa ggaagaaaat 2160
 gctgagcctg tgagcaaaact gcggatccgg acccccagtg gcgagttctt ggagcggcgt 2220
 ttcttgcca gcaacaagct ccagattgtc tttgattttg tagcttccaa aggatttcca 2280
 tgggatgagt acaagttact gagcaccttt cctaggagag acgtaactca actggacca 2340
 aataaatcat tattggaggt aaagttgttc cctcaagaaa cccttttctt tgaagcaaaa 2400
 gagtaaacac ggcccagcgg tggaccagc cattccttga caagccagca gcctgcgtca 2460
 ggagaagggc tcctcgccaa cccaccaca cgctcgtctc actcaattca atgtcacact 2520
 tctgcctctt gcaaaattgc tggaaaaagt aataataaat atagctactt aagatttccc 2580
 atcaaaaaaa aaaaaaaaaa aaaaaaaaaa 2610

<210> 64
 <211> 4565
 <212> DNA
 <213> Homo sapiens

<400> 64
 ctccagtctg tctgtgctct caaaaacttt agtcgttata acaactgtga ctggtgagaa 60
 atttactgt tttcctgcat tcctggcgcg ggactctagc cagaggctcc gaggactttg 120
 tagcgactgt cccaagcgtc cagttc gatg cttctcaggg cggcttgctt taagggccca 180
 ccctaaatt tggggtgtaa aaatfffaga ggcagaagct gaggaagatt gtcattctga 240

ES 2 534 734 B1

tactgtcaga gcagatgatg atgaagaaaa tgaaagtcct gctgaaacag atctgcaggc 300
acaactccag atgttccgag ctcaagtggat gtttgaactt gctccagggtg taagctctag 360
caatttagaa aatcgacctt gcagagcagc aagaggctct ctccagaaaa catcggcaga 420
taccaaagga aaacaagaac aggcaaaaga agaaaaggct cgagaactct tcctaaaagc 480
agtagaagaa gaacaaaatg gagctctcta tgaagccatc aagttttatc gtagggctat 540
gcaacttgta cctgatatag agttcaagat tacttatacc cggctctccag atgggtgatgg 600
cgttggaac agctacattg aagataatga tgatgacagc aaaatggcag atctcttgtc 660
ctacttccag cagcaactca catttcagga gtctgtgctt aaactgtgtc agcctgagct 720
tgagagcagt cagattcaca tatcagtgct gccaatggag gtcctgatgt acatcttccg 780
atgggtggtg tctagtgact tggacctcag atcattggag cagttgtcgc tgggtgtcag 840
aggattctac atctgtgcca gagacctga aatatggcgt ctggcctgct tgaaagtttg 900
gggcagaagc tgtattaaac ttgttccgta cacgtcctgg agagagatgt ttttagaacg 960
gcctcgtgtt cggtttgatg gcgtgtatat cagtaaaacc acatatattc gtcaagggga 1020
acagtctctt gatggtttct atagagcctg gcaccaagtg gaatattaca ggtacataag 1080
attctttcct gatggccatg tgatgatggt gacaaccctt gaagagcctc agtccattgt 1140
tccacgttta agaactagga ataccaggac tgatgcaatt ctactggggtc actatcgctt 1200
gtcacaagac acagacaatc agaccaaagt atttgctgta ataactaaga aaaaagaaga 1260
aaaaccactt gactataaat acagatattt tcgtcgtgtc cctgtacaag aagcagatca 1320
gagttttcat gtggggctac agctatgttc cagtggtcac cagaggttca acaaactcat 1380
ctggatacat cattcttgtc acattactta caaatcaact ggtgagactg cagtcagtgc 1440
ttttgagatt gacaagatgt acaccccctt gttcttcgcc agagtaagga gctacacagc 1500
tttctcagaa aggctctgt agagcctcaa gtccagtcct ctatcacttt tgcatgaatt 1560
aaagtatata gcgcaaaaga gcacctaagt tataaatgtg tgtgtgtgcg tgtgtgtgta 1620
tatatatata tatatatata tatatatata tatatatata tatatatgga attggaactt 1680
attttaaatt gttggagttc ttttaagaag aatataaatt gattatTTTT tttatttaa 1740
gggatagttg attcctgggg tgttttgaaa ttaagttgga attaagttgc ttaagcatat 1800
ttatgttgty agaaacctta atatgaggtt tatcatgccc tttttcaagc agatttatga 1860
gcagatttct gtcacataag tcgtcttctg cttgagtatc ctaatatttc aatgcatcag 1920
gggagcgtc cactggataa gcattttatt tcccgcagtg cataatgttt ttgcactaaa 1980

ES 2 534 734 B1

ggctcaaagt	gtgagaacct	gttctggatt	tgtttgaaat	tatttcacca	ataaagatca	2040
taaataaatg	tttctttcaa	gaaaatatat	ttggatggcc	tttttaaagt	aacaggatat	2100
ttaataagag	tcctagatag	ccagcggaga	ctttaagaat	cattgcctct	agctgggtgt	2160
ggtggcatgc	acctgtagtc	ccagctattt	gggaggctga	tgcaggagaa	tagcttaagc	2220
ccaggaattt	gagtctggga	gtttgagtcc	agcatgggca	acataacaag	accccatccc	2280
ttattaaaag	aaaaaaaaat	aattcctcat	ttcatcattg	gtctttatat	gtagccacaa	2340
acactgacct	catgtaggca	ccttaccat	atatgacatt	aagtgagagt	gaatccctta	2400
ggactggaac	acttcaagct	caaccaactg	actcagttgt	cattcttcac	aaaagaatag	2460
tagaggatca	tgtaaacctg	agcctaactc	ttgttccagt	atgaaagttg	ggggagagca	2520
ccagccacct	aggaaaactg	tatgttacct	ttttactcaa	aggagtcccc	cctgcccagt	2580
aacagtccta	ttagtgttta	atctcagagt	ttgtgtctgg	tagacctcta	cctgattcag	2640
atcttggttt	gttgtttcaa	ccatagttag	agacaaattc	tcatgtactt	tcagaaatca	2700
atatctgcag	ccactgttac	ttttaattga	cattaagaga	cacttcatag	gttcccacaa	2760
ttcagtatgg	gataggcttt	ttaaaaagca	catacagacc	aggcgtgggtg	gctcatgcct	2820
ataatcccag	cactttggga	ggctaagaca	ggcagatcac	ctgagctcag	gagtccaaga	2880
ccagcctggg	caacatggca	aaacaccgtc	tctacaaaaa	aaaaaaaaaa	aaaaattagc	2940
caagtacagt	ggggcacacc	tatagtcgca	gctacttggg	aggctggggc	aggagaattg	3000
cctgagcctg	ggaagtggaa	gttgcagtga	gccaaagatcg	tgccattcca	ctccagcctg	3060
agcaacacag	tgagacccta	tctcaaaaaa	ataatgatga	tagtacacgt	tatgttaaag	3120
gtgaaatgtg	catacagaag	gaagagagtt	ggccaggtgt	ggtgactcac	acctataatc	3180
ccaatacttt	gggaggccaa	ggcaggagga	ttgcttgagg	tcaggagttt	tagaccagcc	3240
tggacaacat	agcaagacct	catctcttct	aaaaattaaa	aaaaaaaaaa	ataggcatgg	3300
tggtacacac	ctgtggtccc	agctagttgg	gaggctaagg	caggaggatc	acttagccag	3360
gaggctgagg	ctacagtgag	ccaagattgc	accactgtgc	tccagcctgg	gtgagaaagc	3420
gagaccctgt	ctcaaaaaag	aaaaaaaaaga	gaggttggcc	ttttgtagca	atctgagaag	3480
tgtgtttttc	aagttggaaa	ggaaggagaa	aagcaacttg	cctaagataa	gtagctctt	3540
catgatatga	ctgttatttc	tgatatacaa	ataaatagaa	catgattagg	acatagtcaa	3600
atatagctag	aaaaatatat	tcctaaggaa	agtgagattt	gaggagtccc	tgttgttctg	3660
caacatccct	agattgaatg	atctgttgca	gatggtggat	accaagttca	aatttaaaga	3720

ES 2 534 734 B1

tttctttgta agcagtaaag tgactttcac ttatttaact tagaactgga aaaagtaact 3780
 tttttccaga ttacattttc tgtatatttg taaaatgcaa aagcaatata tatttgttgt 3840
 gagaaaatta gaatatacag ataaaataaa atttaaaaaa acacccaaag ataaccagaa 3900
 gaaaatTTTT gctatgtaac ctttttcttc tggctttgct aaatcctgcc gtagaaactt 3960
 tttacttca ggagtgtcct tcctttgctc tattaggaca ttacagaaac caatactatg 4020
 aaaagctgac agcagtatct ggattaactt tttaaaaaca atgaaagcat tttacagaaa 4080
 ttacatttca gatcgtgctg gaactgtggt cagaagatat cctcagaggg aatctggcct 4140
 gagcaccatc atgtttaatt gcctcctcct gtcttgcatt ttcctcccag ccccttctc 4200
 accccttagc agagggccag gtgaggggtc ttggggccca tgggggctgg gagtgtagac 4260
 ttcagttaca cccccagccc ccaggggaaa gcattagcct tgaatcctca atcccaggcc 4320
 ctctactaac cactctcaac ctatggtatt tatcttttga ttattctgtg catctataaa 4380
 aatgggatta tattgtacag aatgctttgt aagctttctc tccccacata agaatgcct 4440
 gtaagcattt tgttaaatat tttaatgac tttagagtcc aactttatac tcctctttac 4500
 gcattttggt tttctaattt aatggtagtg taaacgtttt tggataaac attcctgtgg 4560
 ctaaa 4565

<210> 65
 <211> 4688
 <212> DNA
 <213> Homo sapiens

<400> 65
 gtccggggtc tccagtaggg ctgacgctcc ggtgctcgca caatcccccg cctcggctgg 60
 caacgggctt ccctccactc cccgagtccc cggcagccgc cgccaccca gcgcgccccg 120
 atctggcccc ctgccccgcg aagatggctg ccgtacgccg ggcccgcagt tattgccgct 180
 gcctggtgcg cttctccgac cgagaactct gctaagctcc gctgcagaga caggcaggag 240
 tagacacccg gacaccagc acccctctc cggggggcgg tgacagaggg gcacggagag 300
 ccctcagc gcagcaggcc gcccgcag catggcagaa gctgaggaag attgtcattc 360
 tgatactgtc agagcagatg atgatgaaga aatgaaagt cctgctgaaa cagatctgca 420
 ggcacaactc cagatgttcc gagctcagtg gatgtttgaa cttgctccag gtgtaagctc 480
 tagcaattta gaaaatcgac cttgcagagc agcaagaggc tctctccaga aacatcggc 540
 agataccaaa ggaaaacaag aacaggcaaa agaagaaaag gctcgagaac tcttctaaa 600
 agcagtagaa gaagaacaaa atggagctct ctatgaagcc atcaagtttt atcgtagggc 660

ES 2 534 734 B1

tatgcaactt	gtacctgata	tagagttcaa	gattacttat	acccggtctc	cagatgggtga	720
tggcgttga	aacagctaca	ttgaagataa	tgatgatgac	agcaaatgg	cagatctctt	780
gtcctacttc	cagcagcaac	tcacatttca	ggagtctgtg	cttaaactgt	gtcagcctga	840
gcttgagagc	agtcagattc	acatatcagt	gctgccaatg	gaggtcctga	tgtacatctt	900
ccgatgggtg	gtgtctagtg	acttgacct	cagatcattg	gagcagttgt	cgctgggtg	960
cagaggattc	tacatctgtg	ccagagaccc	tgaaatatgg	cgctctggcct	gcttgaaagt	1020
ttggggcaga	agctgtatta	aacttgttcc	gtacacgtcc	tggagagaga	tgtttttaga	1080
acggcctcgt	gttcggtttg	atggcgtgta	tatcagtaaa	accacatata	ttcgtcaagg	1140
ggaacagtct	cttgatgggt	tctatagagc	ctggcaccaa	gtggaatatt	acaggtacat	1200
aagattcttt	cctgatggcc	atgtgatgat	gttgacaacc	cctgaagagc	ctcagtccat	1260
tgttccacgt	ttaagaacta	ggaataccag	gactgatgca	attctactgg	gtcactatcg	1320
cttgtcacia	gacacagaca	atcagaccaa	agtatttgct	gtaataacta	agaaaaaga	1380
agaaaaacca	cttgactata	aatacagata	ttttcgtcgt	gtccctgtac	aagaagcaga	1440
tcagagtttt	catgtggggc	tacagctatg	ttccagtgg	caccagaggt	tcaacaaact	1500
catctggata	catcattctt	gtcacattac	ttacaaatca	actggtgaga	ctgcagtcag	1560
tgcttttgag	attgacaaga	tgtacacccc	cttgttcttc	gccagagtaa	ggagctacac	1620
agcttttctca	gaaaggcctc	tgtagagcct	caagtccagt	cctctatcac	ttttgcatga	1680
attaaagtat	atagcgcaaa	agagcaccta	agttataaat	gtgtgtgtgt	gcgtgtgtgt	1740
gtatatatat	atatatatat	atatatatat	atatatatat	atatatatat	ggaattggaa	1800
cttattttaa	attgttggag	ttcttttaag	aagaatataa	attgattatt	ttttttat	1860
aaagggatag	ttgattcctg	gggtgttttg	aaattaagtt	ggaattaagt	tgcttaagca	1920
tatttatggt	gtgagaaacc	ttaatagag	gtttatcatg	ccctttttca	agcagattta	1980
tgagcagatt	tctgtcacat	aagtcgtctt	ctgcttgagt	atcctaatat	ttcaatgcat	2040
caggggagcg	ctccactgga	taagcatttt	atctccgca	tggcataatg	tttttgact	2100
aaaggctcaa	agtgtgagaa	cctgttctgg	atctgtttga	aattatttca	ccaataaaga	2160
tcataaataa	atgtttcttt	caagaaaata	tatttgatg	gcctttttta	agtaacagga	2220
tatttaataa	gagtcctaga	tagccagcgg	agactttaag	aatcattgcc	tctagctggg	2280
tgtggtggca	tgcacctgta	gtcccagcta	tttgggaggc	tgatgcagga	gaatagctta	2340
agcccaggaa	tttgagtctg	ggagtttgag	tccagcatgg	gcaacataac	aagaccccat	2400

ES 2 534 734 B1

cccttattaa aagaaaaaaaa aataattcct catttcatca ttggctcttta tatgtagcca	2460
caaacactga cctcatgtag gcaccttacc aatatatgac attaagtgag agtgaatccc	2520
ttaggactgg aacacttcaa gctcaaccaa ctgactcagt tgtcattctt cacaaaagaa	2580
tagtagagga tcatgtaaac ctgagcctaa ctcttggtcc agtatgaaag ttgggggaga	2640
gcaccagcca cctaggaaaa ctgtatgtta cctttttact caaaggagtc cccctgccc	2700
agtaacagtc ctattagtgt ttaatttcag agtttgtgtc tggtagacct ctacctgatt	2760
cagatttggg tttggtggtt caaccatagt tagagacaaa ttctcatgta ctttcagaaa	2820
tcaatatctg cagccactgt tacttttaat tgacattaag agacacttca taggttccca	2880
caattcagta tgggataggc tttttaaaaa gcacatacag accaggcgtg gtggctcatg	2940
cctataatcc cagcactttg ggaggctaag acaggcagat cacctgagct caggagtcca	3000
agaccagcct gggcaacatg gcaaacacc gtctctacaa aaaaaaaaaa aaaaaaatt	3060
agccaagtac agtggggcac acctatagtc gcagctactt gggaggctgg ggcaggagaa	3120
ttgcctgagc ctgggaagtg gaagttgcag tgagccaaga tcgtgccatt cactccagc	3180
ctgagcaaca cagtgagacc ctatctcaaa aaaataatga tgatagtaca cgttatgtta	3240
aaggtgaaat gtgcatacag aaggaagaga gttggccagg tgtggtgact cacacctata	3300
atccaatac tttgggaggc caaggcagga ggattgcttg aggtcaggag ttttagacca	3360
gcctggacia catagcaaga cctcatctct tctaaaaatt aaaaaaaaaa aaaataggca	3420
tgggtgtaca cacctgtggt cccagctagt tgggaggcta aggcaggagg atcacttagc	3480
caggaggctg aggctacagt gagccaagat tgcaccactg tgctccagcc tgggtgagaa	3540
agcgagacc tgtctcaaaa aagaaaaaaaa agagaggttg gccttttgta gcaatctgag	3600
aagtgtggtt ttcaagttgg aaaggaagga gaaaagcaac ttgcctaaga taaggtagct	3660
cttcatgata tgactgttat ttctgatata caaataaata gaacatgatt aggacatagt	3720
caaatatagc tagaaaaata tattcctaag gaaagtgaga tttgaggagt ccctgttggt	3780
ctgcaacatc cctagattga atgatctggt gcagatggtg gataccaagt tcaaatttaa	3840
agatttcttt gtaagcagta aagtgacttt cacttattta acttagaact ggaaaaagta	3900
acttttttcc agattacatt ttctgtatat ttgtaaaatg caaaagcaat atatattgt	3960
tgtgagaaaa ttagaatata cagataaaat aaaatttaa aaaacacca aagataacca	4020
gaagaaaatt tttgctatgt aaccttttcc ttctggtctt tgcaaatcct gccgtagaaa	4080
ctttttaact tcaggagtgt ccttccttg ctctattagg acattacaga aaccaatact	4140

ES 2 534 734 B1

atgaaaagct gacagcagta tctggattaa ctttttaaaa acaatgaaag cattttacag	4200
aaattacatt tcagatcgtg ctggaactgt gttcagaaga tatkctcaga gggaatctgg	4260
cctgagcacc atcatgttta attgcctcct cctgtcttgc attttcctcc cagccccctt	4320
cctaccctt agcagagggc caggtgaggg tgcttggggc ccatgggggc tgggagtgta	4380
gacttcagtt acacccccag ccccagggg aaagcattag ccttgaatcc tcaatcccag	4440
gccctctact aaccactctc aacctatggg atttatcttt tgattattct gtgcatctat	4500
aaaaatggga ttatattgta cagaatgctt tgtaagcttt ctctccccac ataagaatgc	4560
cctgtaagca ttttgttaaa ttttttaat gactttagag tccaacttta tactcctctt	4620
tacgcatttt ggttttctaa ttaaatggta gtgtaaactg ttttggaata aacattcctg	4680
tggctaaa	4688

<210> 66
 <211> 4438
 <212> DNA
 <213> Homo sapiens

<400> 66 aaagtggctg aatgagaaat gtagattgca gagggcaact ggtgtgttta tatgcctgac	60
attatttggg ttttcccccc tcaggcagaa gctgaggaag attgtcattc tgatactgtc	120
agagcagatg atgatgaaga aatgaaagt cctgctgaaa cagatctgca ggcacaactc	180
cagatgttcc gagctcagtg gatgtttgaa cttgctccag gtgtaagctc tagcaattta	240
gaaaatcgac cttgcagagc agcaagaggc tctctccaga aaacatcggc agataccaaa	300
ggaaaacaag aacaggcaaa agaagaaaag gctcgagaac tcttcctaaa agcagtagaa	360
gaagaacaaa atggagctct ctatgaagcc atcaagtttt atcgtagggc tatgcaactt	420
gtacctgata tagagttcaa gattacttat acccggctc cagatgggtga tggcgttggga	480
aacagctaca ttgaagataa tgatgatgac agcaaaatgg cagatctctt gtcctacttc	540
cagcagcaac tcacatttca ggagtctgtg cttaaactgt gtcagcctga gcttgagagc	600
agtcagattc acatatcagt gctgccaatg gaggtcctga tgtacatctt ccgatgggtg	660
gtgtctagtg acttggacct cagatcattg gagcagttgt cgctgggtgtg cagaggattc	720
tacatctgtg ccagagacct tgaaatatgg cgtctggcct gcttgaaagt ttggggcaga	780
agctgtatta aacttgttcc gtacacgtcc tggagagaga tgtttttaga acggcctcgt	840
gttcgggttg atggcgtgta tatcagtaaa accacatata ttcgtcaagg ggaacagtct	900

ES 2 534 734 B1

cttgatggtt tctatagagc ctggcaccaa gtggaatatt acaggtacat aagattcttt	960
cctgatggcc atgtgatgat gttgacaacc cctgaagagc ctccagtcctat tggtccacgt	1020
ttaagaacta ggaataccag gactgatgca attctactgg gtcactatcg cttgtcacia	1080
gacacagaca atcagaccaa agtatttgct gtaataacta agaaaaaaga agaaaaacca	1140
cttgactata aatacagata ttttcgctgt gtccctgtac aagaagcaga tcagagtttt	1200
catgtggggc tacagctatg ttccagtggc caccagaggt tcaacaaact catctggata	1260
catcattctt gtcacattac ttacaaatca actggtgaga ctgcagtcag tgcttttgag	1320
attgacaaga tgtacacccc cttgttcttc gccagagtaa ggagctacac agctttctca	1380
gaaaggcctc tgtagagcct caagtccagt cctctatcac ttttgcatga attaaagtat	1440
atagcgcaaa agagcaccta agttataaat gtgtgtgtgt gcgtgtgtgt gtatatatat	1500
atatatatat atatatatat atatatatat atatatatat ggaattggaa cttattttta	1560
attggtggag ttcttttaag aagaatataa attgattatt ttttttattt aaagggatag	1620
ttgattcctg ggggtgttttg aaattaagtt ggaattaagt tgcttaagca tatttatggt	1680
gtgagaaacc ttaatatgag gtttatcatg ccctttttca agcagattta tgagcagatt	1740
tctgtcacat aagtcgtctt ctgcttgagt atcctaatat ttcaatgcat caggggagcg	1800
ctccactgga taagcatttt atttcccga tggcataatg tttttgact aaaggctcaa	1860
agtgtgagaa cctgttctgg atttgtttga aattatttca ccaataaaga tcataaataa	1920
atgtttcttt caagaaaata tatttgatg gcctttttta agtaacagga tatttaataa	1980
gagtcctaga tagccagcgg agactttaag aatcattgcc tctagctggg tgtggtggca	2040
tgcacctgta gtcccagcta tttgggaggc tgatgcagga gaatagctta agcccaggaa	2100
tttgagtctg ggagtttgag tccagcatgg gcaacataac aagaccccat cccttattaa	2160
aagaaaaaaaa aataattcct catttcatca ttggtcttta tatgtagcca caaacactga	2220
cctcatgtag gcaccttacc aatatatgac attaagtgag agtgaatccc ttaggactgg	2280
aacacttcaa gctcaaccaa ctgactcagt tgtcattctt cacaaaagaa tagtagagga	2340
tcatgtaaac ctgagcctaa ctcttgttcc agtatgaaag ttgggggaga gcaccagcca	2400
cctaggaaaa ctgtatgtta ctttttact caaaggagtc cccctgccc agtaacagtc	2460
ctattagtgt ttaatttcag agtttgtgtc tggtagacct ctacctgatt cagatttggt	2520
tttgttgttt caaccatagt tagagacaaa ttctcatgta ctttcagaaa tcaatatctg	2580
cagccactgt tacttttaat tgacattaag agacacttca taggttccca caattcagta	2640

ES 2 534 734 B1

tgggataggc tttttaaaaa gcacatacag accaggcgtg gtggctcatg cctataatcc	2700
cagcactttg ggaggctaag acaggcagat cacctgagct caggagtcca agaccagcct	2760
gggcaacatg gcaaaacacc gtctctacaa aaaaaaaaaa aaaaaaaatt agccaagtac	2820
agtggggcac acctatagtc gcagctactt gggaggctgg ggcaggagaa ttgcctgagc	2880
ctgggaagtg gaagttgcag tgagccaaga tcgtgccatt ccactccagc ctgagcaaca	2940
cagtgagacc ctatctcaaa aaaataatga tgatagtaca cgttatgtta aaggtgaaat	3000
gtgcatacag aaggaagaga gttggccagg tgtggtgact cacacctata atccaatac	3060
tttgggaggc caaggcagga ggattgcttg aggtcaggag ttttagacca gcttggacaa	3120
catagcaaga cctcatctct tctaaaaatt aaaaaaaaaa aaaataggca tggtggtaca	3180
cacctgtggt cccagctagt tgggaggcta aggcaggagg atcacttagc caggaggctg	3240
aggctacagt gagccaagat tgcaccactg tgctccagcc tgggtgagaa agcgagacc	3300
tgtctcaaaa aagaaaaaaaa agagaggttg gccttttcta gcaatctgag aagtgtgttt	3360
ttcaagttgg aaaggaagga gaaaagcaac ttgcctaaga taaggtagct cttcatgata	3420
tgactgttat ttctgatata caaataaata gaacatgatt aggacatagt caaatatagc	3480
tagaaaaata tattcctaag gaaagtgaga tttgaggagt ccctgttggt ctgcaacatc	3540
cctagattga atgatctggt gcagatggtg gataccaagt tcaaatttaa agatttcttt	3600
gtaagcagta aagtgacttt cacttattta acttagaact ggaaaaagta acttttttcc	3660
agattacatt ttctgtatat ttgtaaaatg caaaagcaat atatatttgt tgtgagaaaa	3720
ttagaatata cagataaaat aaaatttaa aaaaacacca aagataacca gaagaaaatt	3780
tttgctatgt aacctttttc ttctggtctt tgcaaatcct gccgtagaaa ctttttaact	3840
tcaggagtgt ctttcctttg ctctattagg acattacaga aaccaatact atgaaaagct	3900
gacagcagta tctggattaa ctttttaaaa acaatgaaag cattttacag aaattacatt	3960
tcagatcgtg ctggaactgt gttcagaaga taccctcaga gggaatctgg cctgagcacc	4020
atcatgttta attgcctcct cctgtcttgc attttcctcc cagccccctt cctaccctt	4080
agcagagggc caggtgaggg tgcttggggc ccatgggggc tgggagtgta gacttcagtt	4140
acacccccag cccccagggg aaagcattag ccttgaatcc tcaatcccag gccctctact	4200
aaccactctc aacctatggt atttatcttt tgattattct gtgcatctat aaaaatggga	4260
ttatattgta cagaatgctt tgtaagcttt ctctccccac ataagaatgc cctgtaagca	4320
ttttgttaa tatttttaat gactttagag tccaacttta tactcctctt tacgcatttt	4380

ES 2 534 734 B1

```

ggttttctaa tttaatggta gtgtaaacgt ttttgaata aacattcctg tggctaaa      4438

<210> 67
<211> 5823
<212> DNA
<213> Homo sapiens

<400> 67
aagtcacgtg ctgtgacagt agctggggtg aggccgtcgt cgccgcacgg gctggttggg      60
gctgtgtctg tgggagggcg cggggtgatg gcggtggaga ctctgtcccc ggactgggag      120
tttgaccgcg ttgacgacgg ctcgagaaa attcatgccg aagtccaact taagaattat      180
gggaaatttc ttgaggagta tacctctcaa ctgagaagaa ttgaggacgc tctggatgac      240
tcaattggag atgtttggga tttcaatctt gatcctatag cattaagct tttgccttat      300
gaacagtcct ctcttttggga actcataaag actgaaaaca aggtcttaaa caaagtcatc      360
actgtttatg ctgcactttg ttgtgaaatc aagaaattaa aatatgaggc tgaaactaaa      420
ttttacaatg gtctcttggt ttatggagaa ggagctacag atgccagcat ggtggaaggt      480
gattgccaaa ttcaaattggg gagatttatt tcattcttac aggaactgtc ttgctttggt      540
acgaggtgct atgaagtggg gatgaacgta gtccaccagt tggetgccct ctatatcagt      600
aacaagattg caccctaaaat tatagagaca actggagttc attttcagac tatgtatgag      660
cacttgggag aactgctaac agttttgctc accctggatg aaattattga taatcatatc      720
acactgaaag accactggac tatgtacaaa aggttactga aatctgtcca tcacaatcct      780
tcaaaatttg gaattcagga agaaaaatta aagccatttg aaaagttctt gctgaagcta      840
gaagggcaat tactggatgg aatgatattc caggcctgta tagaacaaca atttgattct      900
ctcaatggag gagtatctgt gtcaaaaaat agtacttttg ctgaggaatt tgcacatagt      960
attcgggtcaa tttttgcaaa tgtagaagcc aaacttggag aaccttctga aattgaccag      1020
agagacaagt atgttggaat ttgtggactc tttgtattgc actttcagat ttttcgaact      1080
attgataaaa agttttataa gtctttattg gacatttcta agaaggtacc agccatcact      1140
ctaactgcta atattatttg gtttctgat aattttctga tccagaaaat accagcagct      1200
gccaaactgc tagacagaaa aagtcttcaa gccattaaaa tacacagggg tacttttcta      1260
caacagaaag ctcaatcact taccaaagat gtacagtctt actacgtctt tgtgagctca      1320
tggatgatga aaatggaatc tattttgtct aaagagcaga gaatggataa atttgctgaa      1380
gatctcacca atagatgtaa tgtttttata cagggttctt tgtatgcata tagtattagt      1440
accattatta aaaccacaat gaatctctac atgtccatgc aaaagccaat gaccaaacc      1500

```

ES 2 534 734 B1

tcagttaagg cattgtgcag gcttggtgaa cttctcaagg caatagagca tatgttctac	1560
aggagaagca tggttgtggc tgattcagtt tcacatataa cacagcacct tcaacatcag	1620
gctcttcatt ctatttctgt ggccaagaaa agagtgattt ctgacaaaaa atacagcgaa	1680
cagcgtcttg atgtgctctc tgctctagtt ttggctgaaa acactctaaa tggaccaagc	1740
aaaagcaac ggcgacttat tgtttctttg gcactaagtg ttggcacaca aatgaaaaca	1800
tttaaagatg aagaactctt tccacttcaa gtagtcatga aaaaactgga tcttattagt	1860
gaacttagag aacgagtcca aacacaatgt gactgttgtt ttttatactg gcatcgagct	1920
gtcttcccaa tttattttaga tgatgtatat gaaaatgctg ttgatgcagc cagattacat	1980
tacatgttca gtgctttgcg cgactgtgta cctgctatga tgcattgcaag gcatttagag	2040
tcctatgaga tacttctgga ttgctatgac aaggaaatta tggaaatttt aatgagcat	2100
ttgctggaca aattatgcaa agaaatagag aaagatctgc gactttctgt gcatactcat	2160
ttaaagctgg atgaccgaaa ccctttcaaa gttggcatga aagacctggc tcttttttc	2220
tctctgaatc caattcgggt tttcaatcgt ttcatgaca ttcgggctta cgtaactcac	2280
tacctagaca agactttcta caatctaaca actgtagccc ttcattgactg ggccacttat	2340
agtgagatga gaaacttagc tactcagcgt tatggactgg ttatgacaga ggcacatctt	2400
cccagtcaga ctttggaaaca gggccttgat gttttagaaa ttatgagaaa cattcatata	2460
tttgtgtccc gatacctcta taatctcaac aatcagattt ttattgaacg aacaagcaat	2520
aacaagcatt tgaatactat taatattcgg catattgcta attcaattcg aacacatggc	2580
acgggaatta tgaatacaac tgtaatttc acctaccagt ttttgaaaaa gaagttctat	2640
atatttagcc aatttatgta tgatgaacac atcaaatcca gattgattaa agatattcga	2700
tttttcaggg aaattaagga ccaaatgat cataagtatc cttttgatag agcagaaaaa	2760
ttcaatcgag gcatcagaaa acttgagta acacctgagg gacagagcta cttgatcaa	2820
ttcaggcaac tcatcagcca gattggaat gctatgggct atgtacgaat gataagatct	2880
ggtggtcttc attgtagcag caatgccatt agatttgttc ctgatcttga agatattgta	2940
aattttgaag aactagtaaa agaagaaggt cttgcagaag aacattaaa agcagcaagg	3000
catttgatt cagtcctcag tgatcacaca cgaaattctg ccgaaggcac agaatatttc	3060
aaaatgcttg tagacgtttt tgctccagaa tttcgaaggc caaagaatat acatctccga	3120
aatttctata taattgttcc ccctctgacc ctcaactttg tagagcattc cattagttgc	3180
aaggaaaaat taaataaaaa aaataaaatt ggagctgcct ttactgatga tggctttgcc	3240

ES 2 534 734 B1

atgggtgtgg	cttacattct	aaagcttttg	gatcagtatc	gggagtttga	ttcacttcac	3300
tggttccagt	ctgtagaga	gaaatacctg	aaggagataa	gagcagttgc	taagcaacag	3360
aatgtacagt	cagccagtca	agatgaaaa	ctcttacaaa	ccatgaatct	cactcagaag	3420
cgactggatg	tctatctaca	ggaatttgaa	ttgctgtatt	tctcactgag	cagtgcaga	3480
atthttcttca	gagcagacaa	gactgcggt	gaagaaaacc	aagaaaagaa	agagaaggaa	3540
gaagaaacta	aaacaagcaa	tggagacctg	tctgacagca	ctgtgtctgc	tgatcctgtt	3600
gtgaaatgat	acggatggta	ttcactgcac	atatgatgaa	atcatcagaa	ttgttaaac	3660
ttttgccagt	ggaatggata	aactattgat	gaattgtttc	ctgggtcaca	tctctggaaa	3720
atagatgtta	cagttcttaa	aggcagtgct	ttaaagtgaa	gttcattctg	tttcaaagg	3780
ctctactttc	aaaggttaag	aatgagattt	taaaattgga	tttttgctg	gacttgaggg	3840
tacaagatgt	ttctatthtga	agtgaagtta	taaaagggca	aatccagatt	cataaactat	3900
cacctcggat	ttcttgtaat	ctacatgttt	gtaatthtga	tttgcataga	tctthtgatct	3960
atagthtattt	caagthcatgg	gaaatthcaat	gcatataacta	tatacagcca	gthaaatacat	4020
gctthaaacaa	aggaatgagc	ctgaagthtca	taaagaatac	atatcaatat	tctthataaaa	4080
ggaatataatg	aagatggctt	tgatactaga	ggthgaggcac	aagthgtthta	thgtactctca	4140
gtgtacagta	thaaactgatga	thctthcttht	atthgtthaa	thcatgtgact	cacaagagct	4200
gctgatgtct	thgatgagac	atththataac	thagththacat	thgctthtgaga	acatththaac	4260
thccaacagct	gctththaaat	thaaagatthac	ththaaactca	gaaaatthcag	athaaagccat	4320
agagthcctgt	ththgaagctth	actthctatth	thggtthgaagg	catgatgtat	gatgtcagaa	4380
aaaaaattga	atgaatthatt	thctacatcca	aaactcaggt	thctthctacat	thagatthgaat	4440
thgaaatthttg	thgatggthtt	ggthtagactth	ththththtata	thcaagtataa	ththaaaacat	4500
cagatthaaat	aatthactg	thcaggctth	thaaaaaata	ccactgtgag	aataaagcgc	4560
thagcaagata	catcactthac	thgatththaaa	aatacagaaa	gatththgagt	aaatththgtg	4620
cccagcaagc	thgttagthtt	atthththgtaa	aggtatgtaa	gthththaaat	gthththaatcat	4680
ggcctththta	aaataaaaata	aagthgatacc	thththcaatga	agacaaaagt	ththaaaactth	4740
ctaaatacaaa	caccatthttg	ggaatgctth	gatththththt	tatthgcatth	gthctgctaaa	4800
catththctthg	gataaatcct	gcaaatactth	ctaaacatth	thctththgattc	cagctththtag	4860
aatgggtgta	caatgcccctg	ththgtactth	ctggthtaggg	thcagggtaac	ththgcccagccc	4920
aagataaaaata	ctththaatthgt	thaaaagthcag	aagagacaga	atatgthtagga	aatgthththth	4980

ES 2 534 734 B1

gtttattatg taaacatggc ttacagaatt atgaacagtg gatagattaa aggcatttaa 5040
tatttgtaat tcataataac tgtagaaatg gccctaaagc atgctgcata attaataatt 5100
tatattttca ttattataag tgtttatatt aatgatcttg catttgatta tatcaaattc 5160
gtcatttcat agcaacagta ttgttttctc tgtttttctt ctctaacttc tctgaaatca 5220
tctcctatta agggatagaa attgttacta gaagagaatc acatgttctg tgttcattat 5280
ccctacacat gtaaattaat tattttatca atactagata gagttcacat gctgactccc 5340
tggataccta cagttgagaa gaaaatgaca gacaattatt tttcctttag gtcaaaataa 5400
tgtcactgct atctggataa attataagtt catatatattg aaataagatc ctggaaacga 5460
atntaaatgg tgtcaaacctg cagagcaaca gggcttcagt atattcacat ctaataggtt 5520
aatatgtaca tttggatgat gatttttctt gataacatta acattaattt tattttttca 5580
gacatactgt aatttaaaaa ttaatgtgag cgtttgtttt aagttcacag aaaacttaat 5640
aattcaaatt ctcaggaatt aaggactcac cataacattg tcagttctaa tgaaattttg 5700
taaaagatgg caagtttggt acctcacttg agtggggttt tccttttccc ccaattctaa 5760
gagaatataa tgtgtatact aaaacattaa taaacataat tttgaaaaaa aaaaaaaaaa 5820
aaa 5823

<210> 68
<211> 3043
<212> DNA
<213> Homo sapiens

<400> 68
atcacatggc cggagagtca caaaaacaac agctttggcc aagaccgtga cttcagtaaa 60
gggaaccggy ggctctcgca gccagccctc ctgcccattg aggacagttt cttcaatct 120
tttgggaggy tgagcctcca gcccagcag cagcagcagc ggcagcggcc gcccggccg 180
ccccgcggy ggacacctcc tcgccgccac agcttttagga aacacctcta ctcctgcga 240
ggcctccggy gctccgggaa aactacactg gccagacaat tgcagcatga ctttcccagg 300
gccctgattt tcagcacgga tgatttttctc ttcaggggaag atggtgccta tgagttcaat 360
cctgacttcc tggaggaagc tcatgaatgg aaccaaaaa gagcaagaaa agcaatgagg 420
aatggcatat ccccattat tattgataat accaacctcc acgcctggga aatgaagccc 480
tatgcagtca tggatattca gaccgaacaa aagaatcttt tcaggctgga aatggacatg 540
gtagttttca ggccagaaat gaagaaacat tcatggtgtc tcaagagaaa aatccaccg 600

ES 2 534 734 B1

aatgaaagaa cggtatgaac acgatgttac ttttcacagt gtgcttcatg cagaaaagcc	660
aagcagaatg aacagaaacc aggacaggaa taatgcattg ccttccaaca atgccagata	720
ctggaattcc tacacagagt ttccaaaccg gagggcccac ggtggattta caaatgagag	780
ctcctatcac agaaggggcg gttgtcacca tggatattag aggcctatct tacagccagg	840
cagaattttc ctaagtcagt ttctacttca gtttttgta ttttttgttg cattttagtc	900
agagctcaa ttccagtgta aatagctgaa ctcaaaagtt tctgagcaaa gtcattatat	960
tcactttctt caccaaaatt tgtaaagtg cttctatatg catggctga tgctgggaat	1020
tctgcagatt tgagtaaaca gtctctttct ctagggtaag aatttgaaac caaaacttga	1080
gaacacacc aagaatatat ttacataggt tcatagatga aataaagtgt ttatattata	1140
tataagcttc agtaccattt gctctgaagt gatctattta ttttttcagg aaattcatct	1200
ccatcggtaa agttgggaag gtggagagaa gtgggtgggg ggcattgcta cttatcaaag	1260
tgccattgct actttgataa tctatgtatc taaaaatgtg agatgtgcca ctcttatgat	1320
actgattttc ctttaatggt aatagccag aaagcataca tctaagggaa cattgtcctt	1380
caaagtagac actttgggaa gttatttctt tattttaatg atgtatcatt gtaaaaaatg	1440
ctgtcaaatc cttaatagct acaggagcta ctgagggaaa tcagtgatcat tatttaagt	1500
cacgccttgt gtttttacta ctttattcag caggattaa cctgaataac ttttggctgt	1560
tgtgctaata gtgtaaataa aataagcctg ccttcataaa aactaactt ttaaaggaa	1620
taaacgactt ctaaaattat gcctattaac atgtgtaatt agtcggcagc tcaaatgttt	1680
gggagtgcaa gaaattaggc accccaggat ataggtcata cagggatata taaaagccat	1740
gctcattaca aatgagcag ttgatgtttt atgtggcatt aagacaatca agtcctcaca	1800
actctggaat gtcttcttat actgatgctg aatttatgaa tccaaattaa tttccaacag	1860
gttggaatca gatttaatgt gagatcatga tagacaagac cacagaggac gtatgctcta	1920
tttcttgttg gccaacagct tctttctaata gttctgtgaa aaattatttt aagtgtctta	1980
tataatggtg cttttatggt tattaanaat tgtaaatggt atcacattta tatggatttg	2040
tcattggatc ttttttggt tcaacaataa aaaaatttaa ttacctaat gccaagaac	2100
tcaacaatat accagttttt ctgtatcaca ggcttattta ccagtctttt ttttaataaa	2160
taggaatcgt aaaggtaatg acaaaagcag ccttataatt tagttgctta tatatttgat	2220
ctgtgtacat gagactgttt taacgttatc tgacactact gaaacctgct cgacatctcc	2280
atgactacca acaccatgtg taatgttttc ttcactaaca ttttaaaaac tggatctcc	2340

ES 2 534 734 B1

```

tttgagtaag tttggctgac aatagtaaat cccaatgaat ctaaggtggt atcagctttg      2400
ctaacttctg tatctccaag cacaacataa aataatctcc taatgatcta ctaataatg      2460
ctcccatttt ccaggcccag gtagtctctg gtatcttggg tgataggggtg gtggcataac      2520
cagctcaata tggatggctt gactcgtctg ggctggtaga ggggagaaat gtcagagagc      2580
tcaaagtgga aattaccatc ctttgatttc acatgagcgg ttcaaaggac cagattcaag      2640
ccctcctgac ttggctggct ccctgcttta gggtttttgg ctcaactggg ttaagtgagt      2700
gaccactatg gagaagtggc tctgggttac ataacttttc tagagctcta aagaatagtt      2760
tcctggccta tttaatgtct cttctttccc tagctgacct ctgaaatatt tggtttgtaa      2820
accataaaaa ttgattaaat gccatcaact ttatcccctg tagaagtgat ctgtttttca      2880
actcccatgg cttctgattt gtgtaactct ttgaacaccc aatattgact tgtattgtgt      2940
tcgctgtttg catcattcat agaactggca aatgctcttt atgggcaata ggtctcatt      3000
aatgattgc tgaataaata acacaaattt ttaccattaa aaa                          3043

```

```

<210> 69
<211> 3051
<212> DNA
<213> Homo sapiens

```

```

<400> 69
atcacatggc cggagagtca caaaaacaac agctttggcc aagaccgtga cttcagtaaa      60
gggaacccgg ggctctcgca gccagccctc ctgcccattg aggacagttt cttcaatct      120
tttgggaggc tgagcctcca gcccagcag cagcagcagc ggcagcggcc gccccggccg      180
ccccgcggg ggacacctcc tcgccccac agcttttagga aacacctcta cctcctgcga      240
ggcctcccgg gctccgggaa aactacactg gccagacaat tgcagcatga ctttcccagg      300
gccctgattt tcagcacgga tgattttttc ttcagggaag atggtgccta tgagttcaat      360
cctgacttcc tggaggaagc tcatgaatgg aaccaaaaa gagcaagaaa agcaatgagg      420
aatggcatat ccccattat tattgataat accaacctcc acgcctggga aatgaagccc      480
tatgcagtca tggcacttga aaataactat gaagttatat tccgagaacc tgactctgc      540
tggaaattca acgttcaaga gttagcaaga agaaacattc atggtgtctc aagagaaaaa      600
atccaccgaa tgaaagaacg gtatgaacac gatgttactt ttcacagtgt gcttcatgca      660
gaaaagccaa gcagaatgaa cagaaaccag gacaggaata atgcattgcc ttccaacaat      720
gccagatact ggaattccta cacagagttt ccaaaccgga gggcccacgg tggatttaca      780
aatgagagct cctatcacag aaggggagggt tgtcaccatg gatattagag gcctatctta      840

```

ES 2 534 734 B1

cagccaggca gaatthttcct aagtcagttt ctacttcagt ttttgttatt ttttgttgca	900
ttttagtcag agctccaatt ccagtgtaaa tagctgaact caaaagtttc tgagcaaagt	960
cattatattc acttttcttca ccaaaatttg ttaaagtgct tctatatgca tggctctgatg	1020
ctgggaattc tgcagatttg agtaaacagt ctcttttctct agggtaagaa tttgaaacca	1080
aaacttgaga acacacccaa gaatatattt acataggttc atagatgaaa taaagtgttt	1140
atattatata taagcttcag taccatttgc tctgaagtga tctatthtatt ttttcaggaa	1200
attcatctcc atcggtaaag ttgggaaggt ggagagaagt ggtggggggg cattgctact	1260
tatcaaagtg ccattgctac tttgataatc tatgtatcta aaaatgtgag atgtgcgact	1320
cttatgatac tgatthttcct ttaatgttaa tatgccagaa agcatacatc taagggaaca	1380
ttgtccttca aagtagacac tttgggaagt tatttcttta ttttaatgat gtatcattgt	1440
taaaaatgct gtcaaatcct taatagctac aggagctact gagggaaatc agtgtcatta	1500
tttaaagtca cgccttgtgt ttttactact ttattcagca ggattaaacc tgaataactt	1560
ttggctgttg tgctaatagt gtaataaaaa taagcctgcc ttcataaaac actaacttht	1620
aaaaggaata aacgacttct aaaattatgc ctattaacat gtgtaattag tccggcagctc	1680
aatgtthtg gagtgcaaga aattaggcac cccaggatat aggtcataca gggatatata	1740
aaagccatgc tcattacaaa atgagcagtt gatgtthtatt gtggcattaa gacaatcaag	1800
tcctcacaac tctggaatgt cttcttatac tgatgctgaa tttatgaatc caaattaatt	1860
tccaacaggt tggaatcaga tttaatgtga gatcatgata gacaagacca cagaggacgt	1920
atgctctatt tcttgthtgcc caacagcttc tttctaattg tctgtgaaaa attatthttaa	1980
gtgtcttata taatggtgct tttatggtta ttaaaaattg taaatggtat cacatthtata	2040
tggatthtgc attggatctt tthttggthtc aacaataaaa aaatthtaatt acctaaatgc	2100
caagaaactc aacaatatac cagthttthct gtatcacagg cttatthtacc agtctthttt	2160
ttaataaata ggaatcgtaa aggtaatgac aaaagcagcc ttataatthta gthgcttata	2220
tatthtgatct gtgtacatga gactgthttha acgthtatctg aactactga aacctgctcg	2280
acatctccat gactaccaac accatgtgta atgthttthct cactaacatt ttaaaaactg	2340
gtatctcctt tgagtaagtt tggctgacaa tagtaaatcc caatgaatct aaggtgttat	2400
cagctthtgc aactthctgta tctccaagca caacataaaa taatctccta atgatctact	2460
taataatgct cccatthtcc aggccaggt agtcctgggt atctthggtg atagggtggt	2520
ggcataacca gctcaatatg gatggcttga ctctgtctggg ctggtagagg ggagaaatgt	2580

ES 2 534 734 B1

cagagagctc aaagtggaaa ttaccatcct ttgatttcac atgagcgggtt caaaggacca	2640
gattcaagcc ctctgactt ggctggctcc ctgctttagg gtttttggct cacttggggtt	2700
aagtgagtga ccactatgga gaagtggctc tgggttacat aacttttcta gagctctaaa	2760
gaatagtttc ctggcctatt taatgtctct tctttcccta gctgaccctt gaaatatttg	2820
gtttgtaaac cataaaaatt gattaaatgc catcaacttt atcccctgta gaagtgatct	2880
gtttttcaac tcccatggct tctgatttgt gtaactcttt gaacacccaa tattgacttg	2940
tattgtgttc gctgtttgca tcattcatag aactggcaaa tgctctttat gggcaatagg	3000
gtctcattaa atgattgctg aataaataac acaaattttt accattaaaa a	3051

<210> 70
 <211> 4678
 <212> DNA
 <213> Homo sapiens

<400> 70 ccccggggggc gggcggagga agtgagcgca gcggggagga atgcgagcgg gcggggcgctg	60
tcgccccggg gcggcgggga cagcggcggg gacagcggcg ggcggtggg acggcgggtg	120
cggcggggcc gagcccgcac gatgcctcac ttcaccgtgg tgccagtgga cgggccgagg	180
cgcggcgact atgacaacct cgaggggctc agttgggtgg actacgggga gcgcgccgag	240
ctggatgact cggacggaag agctggacat ccgccc aaag gtatcgtctc ttctgggaaa	300
gctcgtcagc tacaccaacc tcaccaggg cgccaaagag catgaggagg ccgagagtgg	360
ggagggcacc cgccggaggg cagccgaggc acccagcatg ggcaccctca tgggggtgta	420
cctgccctgc ctgcagaata tctttggggg tctcctcttc ctgcggctga cctggatggt	480
gggcacagca ggtgtgctac aggcctcct catcgtgctt atctgctgct gttgtaccct	540
gctgacggcc atctccatga gtgccatcgc caccaacggt gtggttccag ctgggggctc	600
ctatttcatg atctctcgtt cactggggcc agaatttggg ggtgctgtgg gcctgtgctt	660
ctacctgga acaacattcg cagcagccat gtacatcctg ggggccatcg agatcttgct	720
gacctacatt gccccaccag ctgccatttt ttaccatcgc ggtgctcatg acacgtcgaa	780
tgccactttg aacaatatgc gtgtgatgg gaccattttc ctgaccttca tgaccctggg	840
ggtgtttgtg ggggtcaagt atgtgaacaa atttgcctcg ctcttcctgg cctgtgtgat	900
catctccatc ctctccatct atgctggggg cataaagtct atatttgacc ctcccgtgtt	960
tccggtatgc atgctgggca acaggaccct gtcccgggac cagtttgaca tctgtgccaa	1020

ES 2 534 734 B1

gacagctgta gtggacaatg agacagtggc caccagcta tggagtttct tctgccacag	1080
ccccaacctt acgaccgact cctgtgacct ctacttcatg ctcaacaatg tgaccgagat	1140
ccctggcatc cccggggcag ctgctgggtg gctccaggaa aacctgtgga ggcctacct	1200
ggagaagggt gacatcgtgg agaagcatgg gctgccctcc gcagatgccc cgagcctgaa	1260
ggagagcctg cctctgtacg tggtcgctga catcgccaca tccttcaccg tgctggtcgg	1320
catcttcttc cttctgtaa caggcatcat ggctggctca aaccgctctg gggaccttcg	1380
tgacgccag aagtctatcc ctgtggggac cattctggcc atcattacaa cttccctcgt	1440
gtacttcagc agtgtgggtc tctttgggtc ctgcattgag ggtgtgggtc tccgggacaa	1500
gtatggcgat ggtgtcagca ggaacttggg ggtgggcaca ctggcctggc cttcacctg	1560
ggtcacgtc atcggctcct tcttttaac gtgtggcgct ggctccaga gcctcacagg	1620
ggcaccacgc ctattgcagg ccattgcaa ggacaacatc atccccttcc tccgggtgtt	1680
tggccacggg aagggtgaatg gtgaaccac atgggcactc ctctgacgg cactcatcgc	1740
cgagctgggc atcctcatcg cctccctcga catggtggcc cccatcttat ccatgttctt	1800
tctgatgtgc tacctgttcg tgaacctcgc ctgtgcggtg cagacactcc tgaggacccc	1860
caactggcgg ccccggttca agtactatca ctgggcgctg tccttcttg gcatgagtct	1920
ctgcctggcc cttatgtttg tctctcctg gtactatgcc ctggtggcca tgctcatcgc	1980
cggcatgatc taaaaataca tcgagtacca aggggctgag aaggagtggg gtgacgggat	2040
ccgaggcctg tcctgagcg ctgcccgcta cgcgctgttg cggctggagg aggggcctcc	2100
tcacaccaag aactggcggc cgcagctgct ggtgctgctg aagctggacg aggacctca	2160
cgtgaagtac ccgcggtcc tcacctcgc ctcccagctc aaggctggca agggcctgac	2220
cattgttggg tctgtcatcc aggggagctt cttggagagc tatggcgagg ctgaggccgc	2280
cgagcagacc atcaagaaca tgatggaat tgagaagggtg aagggttct gccaggtggt	2340
ggtggccagc aagggtcggg aggggctggc ccacctcatc cagtctgtg gcctgggagg	2400
catgcggcat aactccgtgg tgctgggctg gccctacggc tggcgacaga gcgaggacc	2460
ccgtgcctgg aagaccttca ttgacaccgt gcgctgact acggctgccc acctggcct	2520
gctcgtgccc aagaacatcg cttctaccc cagcaaccac gagcgtacc tggaggcca	2580
catagacgtg tgggtgatcg tgcacgatgg tggcatgctc atgcttctgc cttcctgct	2640
gcgccagcat aaggctctgga ggaagtgccg gatgcgcatc ttcacagtgg ccagatgga	2700
tgacaacagc atccagatga agaaggacct ggctgtcttt ctgtaccatc tgcgccttga	2760

ES 2 534 734 B1

ggccgaggtg	gaggtggttg	agatgcataa	cagtgcatac	tctgcataca	cctacgagcg	2820
gacgctgatg	atggagcagc	ggtcgcagat	gctgcggcag	atgagactga	ccaagactga	2880
gcgggagcga	gaagcccagc	tggtaagga	tcggcactcg	gccctgcggc	tggagagcct	2940
gtactcggac	gaggaagatg	agtctgcagt	gggggctgac	aagatccaga	tgacgtggac	3000
cagggacaag	tacatgactg	agacctggga	ccccagccat	gccctgaca	atttccggga	3060
gctggtgcac	attaagccgg	accaatccaa	tgtgcggcgc	atgcacactg	ctgtgaagct	3120
caatgaagtc	attgtcacgc	gctcccacga	cgcccgcctg	gttctcctaa	acatgcctgg	3180
cccacccagg	aacagtgagg	gcgacgagaa	ctacatggag	ttcctcgagg	tgctgaccga	3240
gggccttgag	cggtgtctgt	tggtgcgcg	tggtggccgt	gaagtcatca	ccatctactc	3300
ctgagcccag	tgtcatcttg	tggcctggag	tcgaggtctt	ggccaggaca	taacaagctg	3360
tgggtctggg	taacagcctc	ttcccagcac	ccacctgcca	gccctgcttg	cctggccctg	3420
tcctggacc	agctttgcta	ggtctccttg	gaaaccaggc	ctgggcctca	aaatggagat	3480
ggatcccagg	tcttgtggga	cctgggatg	tttggggact	ttactatcta	gcacccagct	3540
aggcctgtcc	tggccagaga	agactggtag	gggccgagtg	gggtttgaag	gcagccggcc	3600
cgcccagcc	caggagcgct	atltattgca	tatttattgt	ttggatgtca	ccatcagaga	3660
cgaaggaag	ggtagccagg	gagggagtcc	agcccagctg	cctgcaggaa	gatctggctc	3720
agtctactat	gggcagggcc	ccccaccaag	ctgagccgaa	tggagacagc	tgagctgagg	3780
cctgactttt	tcaataaaac	attgtgtagt	tctgggcctc	ctgctgcccc	ggctctgttt	3840
cccctggcgc	caagagaaga	aggcggaaact	gaaccaggc	ccagagccgg	ctccctgagg	3900
ctgtgcccct	ttccggcaat	ctctggccac	aacccccact	ggccaggccg	tcctcccac	3960
tggccctagg	gcccctccca	ctcccacacc	agataaggac	agcccagtgc	cgttttctct	4020
ggcagtaggc	accagggctg	gaatggggcc	gcccggctcc	ccatggcagt	gggtgacgct	4080
gctgctgggg	ctgctgctcc	ctcctgccgc	ccccttctgg	ctcctcaatg	tgctcttccc	4140
ccgcacacc	acgcccagag	ctgagctcag	taaccacaca	cggcccgtca	tcctcggtaa	4200
gccccacca	ggcccctgat	gcaccagcc	agaccctggg	gagcctgggc	cccagcccct	4260
ggcagctgac	ctggccaaag	cccttctgcc	ctgcataagc	cccgacataa	gtacctgccc	4320
tgggtgtggg	aggggcaaaa	agcttgtccc	ttagaggaat	gacgtccctt	ctcccaccac	4380
actgtgactc	tcagttgtct	aaccagggg	gggcggagtg	ggggacgggg	tgtgcctgag	4440
gtcttggtg	gggcatcaca	agctgtggtc	agtcacagcc	acaccagact	ctgggccaag	4500

ES 2 534 734 B1

```

ccccaccact ccttccttgg cccccaccca ccaaggacaa gatgcccagc ccaggatcgg      4560
tgagcaggag aggcccatcc atgcccggcc cctattaggc ccagccccca tgccccaga      4620
cctatctgtt cccaccttgg actttggcaa taaaggagcg ccagactggg aaaaaaaaa      4678

```

```

<210> 71
<211> 4755
<212> DNA
<213> Homo sapiens

```

```

<400> 71
cccggggggc gggcggagga agtgagcgca gcgggggagga atgcgagcgg gcggggcgctg      60
tcggcccggg gcggcgggga cagcggcggg gacagcggcg ggcggctggg acggcgggtg      120
cggcggggcc gagcccgcac gatgcctcac ttcaccgtgg tgccagtgga cgggccgagg      180
cgcggcgact atgacaacct cgaggggctc agttgggtgg actacgggga gcgcgccgag      240
ctggatgact cggacggaca tggcaaccac agagagagca gcccttttct ttcccccttg      300
gaggcttcca gaggaattga ctactatgac aggaacctgg cactgtttga ggaagagctg      360
gacatccgcc caaaggatc gtctcttctg ggaaagctcg tcagctacac caacctcacc      420
cagggcgcca aagagcatga ggaggccgag agtggggagg gcacccgccc gagggcagcc      480
gaggcaccca gcatgggcac cctcatgggg gtgtacctgc cctgcctgca gaatatcttt      540
ggggttatcc tcttctgcg gctgacctgg atggtgggca cagcaggtgt gctacaggcc      600
ctcctcatcg tgcttatctg ctgctgttgt accctgctga cggccatctc catgagtgcc      660
atcgccacca acggtgtggt tccagctggg ggctcctatt tcatgatctc tcgttactg      720
gggccagaat ttggaggtgc tgtgggcctg tgcttctacc tgggaacaac attcgcagca      780
gccatgtaca tcctgggggc catcgagatc ttgctgacct acattgcccc accagctgcc      840
atTTTTTtacc catcgggtgc tcatgacacg tcgaatgcca ctttgaacaa tatgcgtgtg      900
tatgggacca ttttctgac cttcatgacc ctggtggtgt ttgtgggggt caagtatgtg      960
aaciaatttg cctcgctctt cctggcctgt gtgatcatct ccatcctctc catctatgct      1020
gggggcataa agtctatatt tgaccctccc gtgtttccgg tatgcatgct gggcaacagg      1080
accctgtccc gggaccagtt tgacatctgt gccaaagacag ctgtagtgga caatgagaca      1140
gtggccacc agctatggag tttcttctgc cacagcccc aaccttacgac cgactcctgt      1200
gaccctact tcatgctcaa caatgtgacc gagatccctg gcatccccgg ggcagctgct      1260
ggtgtgctcc aggaaaacct gtggagcgcc tacctggaga agggtgacat cgtggagaag      1320
catgggctgc cctccgcaga tgccccgagc ctgaaggaga gcctgcctct gtacgtggtc      1380

```


ES 2 534 734 B1

gctgacatcg ccacatcctt caccgtgctg gtcggcatct tcttcccttc tgtaacaggc	1440
atcatggctg gctcaaaccg ctctggggac cttcgtgacg cccagaagtc tatccctgtg	1500
gggaccattc tggccatcat tacaacttcc ctcgtgtact tcagcagtgt ggttctcttt	1560
ggtgcctgca ttgaggggtg ggttctccgg gacaagtatg gcgatgggtg cagcaggaac	1620
ttggtgggtg gcacactggc ctggccttca ccctgggtca tcgtcatcgg ctccctcttt	1680
tcaacgtgtg gcgctggcct ccagagcctc acaggggcac cacgcctatt gcaggccatt	1740
gccaaggaca acatcatccc cttcctccgg gtgtttggcc acgggaaggt gaatggtgaa	1800
cccacatggg cactcctcct gacggcactc atcgccgagc tgggcatcct catcgcctcc	1860
ctcgacatgg tggcccccat cttatccatg ttctttctga tgtgctacct gttcgtgaac	1920
ctcgcctgtg cgggtgcagac actcctgagg acccccaact ggcggccccg gttcaagtac	1980
tataactggg cgctgtcctt cctgggcatg agtctctgcc tggcccttat gtttgtctcc	2040
tcctggtact atgccctggt ggccatgctc atcgccggca tgatctacaa atacatcgag	2100
taccaagggg ctgagaagga gtgggggtgac gggatccgag gcctgtccct gagcgtgcc	2160
cgctacgcgc tgttgcggct ggaggagggg cctcctcaca ccaagaactg gcggccgcag	2220
ctgctggtgc tgctgaagct ggacgaggac ctccacgtga agtaccgcg gctcctcacc	2280
ttcgcctccc agctcaaggc tggcaagggc ctgaccattg ttggttctgt catccagggg	2340
agcttcttgg agagctatgg cgaggctcag gccgccgagc agaccatcaa gaacatgatg	2400
gaaattgaga aggtgaaggg cttctgccag gtgggtgggtg ccagcaaggt gcgggagggg	2460
ctggcccacc tcatccagtc ctgtggcctg ggaggcatgc ggcataactc cgtggtgctg	2520
ggctggccct acggctggcg acagagcgag gacccccgtg cctggaagac cttcattgac	2580
accgtgcgct gcactacggc tgcccacctg gccctgctcg tgcccaagaa catcgccttc	2640
taccccagca accacgagcg ctacctggag ggccacatag acgtgtgggtg gatcgtgcac	2700
gatggtggca tgctcatgct tctgcccttc ctgctgcgcc agcataaggt ctggaggaag	2760
tgccggatgc gcatcttcac agtggcccag atggatgaca acagcatcca gatgaagaag	2820
gacctggctg tctttctgta ccatctgcgc cttgaggccg agcataacag tgacatctct	2880
gcatacacct acgagcggac gctgatgatg gagcagcggc cgcagatgct gcggcagatg	2940
agactgacca agactgagcg ggagcgagaa gccagctgg tcaaggatcg gcactcggcc	3000
ctgcggctgg agagcctgta ctcggacgag gaagatgagt ctgcagtggg ggctgacaag	3060
atccagatga cgtggaccag ggacaagtac atgactgaga cctgggacct cagccatgcc	3120

ES 2 534 734 B1

cctgacaatt tccgggagct ggtgcacatt aagccggacc aatccaatgt gcggcgcatg 3180
 cacactgctg tgaagctcaa tgaagtcatt gtcacgcgct cccacgacgc ccgcctggtt 3240
 ctccataaca tgccctggccc acccaggaac agtgagggcg acgagaacta catggagttc 3300
 ctcgaggtgc tgaccgaggg ccttgagcgg gtgctgttgg tgcgcggtgg tggccgtgaa 3360
 gtcacaccca tctactcctg agcccagtgt catcttgtgg cctggagtcg aggtcctggc 3420
 caggacataa caagctgtgg tctggggtaa cagcctcttc ccagcaccca cctgccagcc 3480
 ctgcttgccct ggccctgtcc tggaccagc tttgctaggt ctccctggaa accaggcctg 3540
 ggcctcaaaa tggagatgga tcccaggtct tgtgggacc tgggatgttt ggggacttta 3600
 ctatctagca cccagtagg cctgtcctgg ccagagaaga ctggtagggg ccgagtgggg 3660
 tttgaaggca gccggcccgg ccagcccag gagcgcctatt tattgcatat ttattgtttg 3720
 gatgtcacca tcagagacga agggaagggg agccaggag ggagtccagc ccagctgcct 3780
 gcaggaagat ctggctcagt ctactatggg cagggcccc caccaagctg agccgaatgg 3840
 agacagctga gctgaggcct gactttttca ataaacatt gtgtagttct gggcctcctg 3900
 ctgccccggc tctgtttccc ctggcgccaa gagaagaagg cggaaactgaa cccaggccca 3960
 gagccggctc cctgaggctg tgccccttc cggcaatctc tggccacaac ccccactggc 4020
 caggccgtcc ctcccactgg ccctagggcc cctcccactc ccacaccaga taaggacagc 4080
 ccagtgccgc tttctctggc agtaggcacc agggctggaa tggggccgcc cggctcccca 4140
 tggcagtggg tgacgctgct gctggggctg ctgctccctc ctgccgcccc cttctggctc 4200
 ctcaatgtgc tcttcccccc gcacaccag cccaaggctg agctcagtaa ccacacacgg 4260
 cccgtcatcc tcggtaagcc cccaccaggc ccctgatgca ccacgccaga ccctggggag 4320
 cctgggcccc agcccctggc agctgacctg gccaaagccc ttctgcctg cataagcccc 4380
 gacataagta cctgccttgg tgtggggagg ggccaaaagc ttgtccctta gaggaatgac 4440
 gtcccttctc ccaccacact gtgactctca gttgtctaac ccaggggggg cggagtgggg 4500
 gacggggtgt gcctgaggtc ttggctgggg catcacaagc tgtggtcagt cacagccaca 4560
 ccagactctg ggccaagccc caccactcct tccttggccc ccaccacca aggacaagat 4620
 gccagccca ggatcgggtga gcaggagagg cccatccatg cccggcccct attaggccca 4680
 gccccatgc cccagacct atctgttccc accttggact ttggcaataa aggagcgcca 4740
 gactgggaaa aaaaa 4755

ES 2 534 734 B1

<210> 72
 <211> 4773
 <212> DNA
 <213> Homo sapiens

<400> 72
 cccggggggc gggcggagga agtgagcgca gcggggagga atgcgagcgg gcggggcgtg 60
 tcggcccggg gcggcgggga cagcggcggg gacagcggcg ggcggctggg acggcgggtg 120
 cggcggggcc gagcccgcac gatgcctcac ttcaccgtgg tgccagtgga cgggccgagg 180
 cgcggcgact atgacaacct cgaggggctc agttgggtgg actacgggga gcgcgccgag 240
 ctggatgact cggacggaca tggcaaccac agagagagca gcccttttct tcccccttg 300
 gaggcttcca gaggaattga ctactatgac aggaacctgg cactgtttga ggaagagctg 360
 gacatccgcc caaaggtatc gtctcttctg ggaaagctcg tcagctacac caacctcacc 420
 cagggcgcca aagagcatga ggaggccgag agtggggagg gcacccgccg gagggcagcc 480
 gaggcacca gcatgggcac cctcatgggg gtgtacctgc cctgcctgca gaatatcttt 540
 ggggttatcc tcttcctgcg gctgacctgg atggtgggca cagcaggtgt gctacaggcc 600
 ctcctcatcg tgcttatctg ctgctgttgt accctgctga cggccatctc catgagtgcc 660
 atcgccacca acggtgtggt tccagctggg ggctcctatt tcatgatctc tcgttactg 720
 gggccagaat ttggaggtgc tgtgggcctg tgcttctacc tgggaacaac attcgcagca 780
 gccatgtaca tcctgggggc catcgagatc ttgctgacct acattgcccc accagctgcc 840
 attttttacc catcgggtgc tcatgacacg tcgaatgcc a tttgaacaa tatgcgtgtg 900
 tatgggacca ttttctgac cttcatgacc ctggtggtgt ttgtgggggt caagtatgtg 960
 aacaaatttg cctcgctctt cctggcctgt gtgatcatct ccatcctctc catctatgct 1020
 gggggcataa agtctatatt tgaccctccc gtgtttccgg tatgcatgct gggcaacagg 1080
 accctgtccc gggaccagtt tgacatctgt gccaaagacag ctgtagtgga caatgagaca 1140
 gtggccacc agctatggag tttcttctgc cacagccca accttacgac cgactcctgt 1200
 gaccctact tcatgctcaa caatgtgacc gagatccctg gcatccccgg gcagctgct 1260
 ggtgtgctcc aggaaaacct gtggagcgcc tacctggaga agggtgacat cgtggagaag 1320
 catgggctgc cctccgcaga tgccccgagc ctgaaggaga gcctgcctct gtacgtggtc 1380
 gctgacatcg ccacatcctt caccgtgctg gtcggcatct tcttcccttc tgtaacaggc 1440
 atcatggctg gctcaaaccg ctctggggac cttcgtgacg cccagaagtc tatccctgtg 1500
 gggaccattc tggccatcat tacaacttcc ctcgtgtact tcagcagtggt ggttctcttt 1560

ES 2 534 734 B1

ggtgcctgca ttgaggggtgt ggttctccgg gacaagtatg gcgatgggtgt cagcaggaac	1620
ttggtgggtgg gcacactggc ctggccttca ccctgggtca tcgtcatcgg ctccttcttt	1680
tcaacgtgtg gcgctggcct ccagagcctc acaggggcac cacgcctatt gcaggccatt	1740
gccaaggaca acatcatccc cttcctccgg gtgtttggcc acgggaaggt gaatggtgaa	1800
cccacatggg cactcctcct gacggcactc atcgccgagc tgggcatcct catcgcctcc	1860
ctcgacatgg tggccccat cttatccatg ttctttctga tgtgctacct gttcgtgaac	1920
ctcgctgtg cggtgcagac actcctgagg acccccaact ggcggccccg gttcaagtac	1980
tatcactggg cgctgtcctt cctgggcatg agtctctgcc tggcccttat gtttgtctcc	2040
tcttggtact atgccctggt ggccatgctc atcgccggca tgatctacaa atacatcgag	2100
taccaagggg ctgagaagga gtgggggtgac gggatccgag gcctgtccct gagcgtgcc	2160
cgctacgcg tgttgcggct ggaggagggg cctcctcaca ccaagaactg gcggccgag	2220
ctgctgggtg tgctgaagct ggacgaggac ctccacgtga agtaccgcg gtcctcacc	2280
ttcgcctccc agctcaaggc tggcaagggc ctgaccattg ttggttctgt catccagggg	2340
agcttcttgg agagctatgg cgaggctcag gccgccgagc agaccatcaa gaacatgatg	2400
gaaattgaga aggtgaaggg cttctgccag gtgggtgggtg ccagcaaggt gcgggagggg	2460
ctggcccacc tcatccagtc ctgtggcctg ggaggcatgc ggcataactc cgtggtgctg	2520
ggctggccct acggctggcg acagagcgag gacccccgtg cctggaagac cttcattgac	2580
accgtgctg gcactacggc tgcccacctg gccctgctcg tgcccaagaa catcgcttc	2640
taccccagca accacgagcg ctacctggag ggccacatag acgtgtgggtg gatcgtgcac	2700
gatggtggca tgctcatgct tctgcccttc ctgctgcgcc agcataaggt ctggaggaag	2760
tgccggatgc gcatcttcac agtggcccag atggatgaca acagcatcca gatgaagaag	2820
gacctggctg tctttctgta ccatctgcgc cttgaggccg aggtggaggt ggtggagatg	2880
cataacagtg acatctctgc atacacctac gagcggacgc tgatgatgga gcagcggctg	2940
cagatgctgc ggcagatgag actgaccaag actgagcggg agcgagaagc ccagctggtc	3000
aaggatcggc actcggccct gcgctggag agcctgtact cggacgagga agatgagtct	3060
gcagtggggg ctgacaagat ccagatgacg tggaccaggg acaagtacat gactgagacc	3120
tgggaccca gccatgcccc tgacaatttc cgggagctgg tgcacattaa gccggaccaa	3180
tccaatgtgc ggcgcatgca cactgctgtg aagctcaatg aagtattgt cacgcgctcc	3240
cacgacgcc gccctggttct cctaaacatg cctggcccac ccaggaacag tgagggcgac	3300

ES 2 534 734 B1

gagaactaca tggagttcct cgaggtgctg accgagggcc ttgagcgggt gctgttggtg 3360
 cgcggtggtg gccgtgaagt catcaccatc tactcctgag cccagtgtca tcttgtggcc 3420
 tggagtcgag gtcttggcca ggacataaca agctgtggtc tggggtaaca gcctcttccc 3480
 agcaccacc tgccagccct gcttgccctg ccctgtcctg gaccagctt tgctaggtct 3540
 ccttggaac caggcctggg cctcaaatg gagatggatc ccaggtcttg tgggaccctg 3600
 ggatgtttg ggactttact atctagcacc ccagtaggcc tgtcctggcc agagaagact 3660
 ggtaggggcc gagtgggggt tgaaggcagc cggcccggcc cagcccagga gcgctattta 3720
 ttgcatattt attgtttga tgtcaccatc agagacgaag ggaagggtag ccagggaggg 3780
 agtccagccc agctgcctgc aggaagatct ggctcagtct actatgggca gggccccca 3840
 ccaagctgag ccgaatggag acagctgagc tgaggcctga ctttttcaat aaaacattgt 3900
 gtagttctgg gcctcctgct gccccggctc tgtttcccct ggcgccaaga gaagaaggcg 3960
 gaactgaacc caggcccaga gccggctccc tgaggctgtg cccctttccg gcaatctctg 4020
 gccacaacc cactggcca ggccgtccct cccactggcc ctagggcccc tcccactccc 4080
 acaccagata aggacagccc agtgccgctt tctctggcag taggcaccag ggctggaatg 4140
 gggccgccc gctccccatg gcagtgggtg acgctgctgc tggggtgct gctcctcct 4200
 gccgcccct tctggctcct caatgtgctc tccccccgc acaccagcc caaggctgag 4260
 ctcagtaacc acacagggcc cgtcatcctc ggtaagcccc caccagggcc ctgatgcacc 4320
 acgccagacc ctggggagcc tgggccccag cccctggcag ctgacctggc caaagccctt 4380
 ctgccctgca taagccccga cataagtacc tgccctggtg tggggagggg ccaaagctt 4440
 gtcccttaga ggaatgacgt cccttctccc accacactgt gactctcagt tgtctaacc 4500
 agggggggcg gagtggggga cggggtgtgc ctgaggtctt ggctggggca tcacaagctg 4560
 tggtcagtca cagccacacc agactctggg ccaagccca cactccttc cttggcccc 4620
 accaccaag gacaagatgc ccagcccagg atcggtgagc aggagaggcc catccatgcc 4680
 cggcccctat taggcccagc cccatgccc ccagacctat ctgttcccac cttggacttt 4740
 ggcaataaag gagcgccaga ctgggaaaaa aaa 4773

<210> 73
 <211> 4643
 <212> DNA
 <213> Homo sapiens

<400> 73
 gagtcctgct agatccccgc aagctaggcc agctcctccc actgcctccc ttctctttc 60

ES 2 534 734 B1

tcctcctctt actcctttcc agccagacct tggctgtcta caggatgggg gacaccctga	120
gccccggaca tggcaaccac agagagagca gcccttttct ttcccccttg gaggettcca	180
gaggaattga ctactatgac aggaacctgg cactgtttga ggaagagctg gacatccgcc	240
caaaggtatc gtctcttctg gaaagctcg tcagctacac caacctcacc cagggcgcca	300
aagagcatga ggaggccgag agtggggagg gcacccgccg gagggcagcc gaggcacca	360
gcatgggcac cctcatgggg gtgtacctgc cctgcctgca gaatatcttt ggggttatcc	420
tcttcctgcg gctgacctgg atgggtggga cagcagggtg gctacaggcc ctccctcatcg	480
tgcttatctg ctgctgttgt accctgctga cggccatctc catgagtgcc atcgccacca	540
acggtgtggt tccagctggg ggctcctatt tcatgatctc tcgttcactg gggccagaat	600
ttggagggtg tgtgggcctg tgcttctacc tgggaacaac attcgcagca gccatgtaca	660
tcctgggggc catcgagatc ttgctgacct acattgcccc accagctgcc attttttacc	720
catcgggtgc tcatgacacg tcgaatgcca ctttgaacaa tatgcgtgtg tatgggacca	780
ttttcctgac ctcatgacc ctgggtggtg ttgtgggggt caagtatgtg aacaaatttg	840
cctcgctctt cctggcctgt gtgatcatct ccatcctctc catctatgct gggggcataa	900
agtctatatt tgaccctccc gtgtttccgg tatgcatgct gggcaacagg acctgtccc	960
gggaccagtt tgacatctgt gccaagacag ctgtagtgga caatgagaca gtggccaccc	1020
agctatggag tttcttctgc cacagcccca accttacgac cgactcctgt gaccctact	1080
tcatgctcaa caatgtgacc gagatccctg gcatccccgg ggcagctgct ggtgtgctcc	1140
aggaaaacct gtggagcgcc tacctggaga agggtgacat cgtggagaag catgggctgc	1200
cctccgcaga tgccccgagc ctgaaggaga gcctgcctct gtacgtggtc gctgacatcg	1260
ccacatcctt caccgtgctg gtcggcatct tcttcccttc tgtaacaggc atcatggctg	1320
gctcaaaccg ctctggggac cttcgtgacg ccagaagtc tatccctgtg gggaccattc	1380
tggccatcat tacaacttcc ctctgttact tcagcagtgt ggttctcttt ggtgcctgca	1440
ttgagggtgt ggttctccgg gacaagtatg gcgatggtgt cagcaggaac ttggtggtgg	1500
gcacactggc ctggccttca ccctgggtca tcgtcatcgg ctccctcttt tcaacgtgtg	1560
gcgctggcct ccagagcctc acaggggcac cacgcctatt gcaggccatt gccaaggaca	1620
acatcatccc cttcctccgg gtgtttggcc acgggaaggt gaatggtgaa cccacatggg	1680
cactcctcct gacggcactc atcgccgagc tgggcatcct catcgcctcc ctcgacatgg	1740
tggcccccat cttatccatg ttctttctga tgtgctacct gttcgtgaac ctgcctgtg	1800

ES 2 534 734 B1

cggtgcagac	actcctgagg	acccccaaact	ggcggccccg	gttcaagtac	tatcactggg	1860
cgctgtcctt	cctgggcatg	agtctctgcc	tggcccttat	gtttgtctcc	tcctgggtact	1920
atgccctggg	ggccatgctc	atcgccggca	tgatctacaa	atacatcgag	taccaagggg	1980
ctgagaagga	gtgggggtgac	gggatccgag	gcctgtccct	gagcgctgcc	cgctacgcgc	2040
tgttgcggt	ggaggagggg	cctcctcaca	ccaagaactg	gcgggccgag	ctgctgggtgc	2100
tgctgaagct	ggacgaggac	ctccacgtga	agtaccgcg	gctcctcacc	ttcgctccc	2160
agctcaaggc	tggcaagggc	ctgaccattg	ttggttctgt	catccagggg	agcttcttgg	2220
agagctatgg	cgaggctcag	gccgccgagc	agaccatcaa	gaacatgatg	gaaattgaga	2280
aggtgaaggg	cttctgccag	gtggtggtgg	ccagcaaggt	gcgggagggg	ctggcccacc	2340
tcatccagtc	ctgtggcctg	ggaggcatgc	ggcataactc	cgtggtgctg	ggctggccct	2400
acggctggcg	acagagcgag	gacccccgtg	cctggaagac	cttcattgac	accgtgcgct	2460
gcactacggc	tgcccacctg	gcctgtctcg	tgcccaagaa	catcgcttc	taccccagca	2520
accacgagcg	ctacctggag	ggccacatag	acgtgtggtg	gatcgtgcac	gatggtggca	2580
tgctcatgct	tctgccttc	ctgctgcgcc	agcataaggt	ctggaggaag	tgccgatgc	2640
gcatcttcac	agtggcccag	atggatgaca	acagcatcca	gatgaagaag	gacctggctg	2700
tctttctgta	ccatctgcgc	cttgaggccg	aggtggaggt	ggtggagatg	cataacagtg	2760
acatctctgc	atacacctac	gagcggacgc	tgatgatgga	gcagcggtcg	cagatgctgc	2820
ggcagatgag	actgaccaag	actgagcggg	agcgagaagc	ccagctggtc	aaggatcggc	2880
actcgccct	gcggtggag	agcctgtact	cggacgagga	agatgagtct	gcagtggggg	2940
ctgacaagat	ccagatgacg	tggaccaggg	acaagtacat	gactgagacc	tgggaccca	3000
gcatgcccc	tgacaatttc	cgggagctgg	tgcacattaa	gccggaccaa	tccaatgtgc	3060
ggcgcgatgca	cactgctgtg	aagctcaatg	aagt cattgt	cacgcgctcc	cacgacccc	3120
gcctggttct	cctaaacatg	cctggcccac	ccaggaacag	tgagggcgac	gagaactaca	3180
tggagttcct	cgaggtgctg	accgagggcc	ttgagcgggt	gctggtgggtg	cgcggtgggtg	3240
gccgtgaagt	catcaccatc	tactcctgag	cccagtgtca	tcttgtggcc	tggagtcgag	3300
gtcttggcca	ggacataaca	agctgtggtc	tggggtaaca	gcctcttccc	agcaccacc	3360
tgccagccct	gcttgccctg	ccctgtcctg	gaccagctt	tgctaggtct	ccttggaaac	3420
caggcctggg	cctcaaaatg	gagatggatc	ccaggtcttg	tgggaccctg	ggatgtttgg	3480
ggactttact	atctagcacc	ccagtaggcc	tgtcctggcc	agagaagact	ggtaggggcc	3540

ES 2 534 734 B1

gagtgggggtt tgaaggcagc cggcccggcc cagcccagga gcgctattta ttgcatattt 3600
attgttttga tgtcaccatc agagacgaag ggaagggtag ccagggaggg agtccagccc 3660
agctgcctgc aggaagatct ggctcagtct actatgggca gggcccccca ccaagctgag 3720
ccgaatggag acagctgagc tgaggcctga ctttttcaat aaaacattgt gtagttctgg 3780
gcctcctgct gccccggctc tgtttccctt ggcgccaaga gaagaaggcg gaactgaacc 3840
caggcccaga gccggctccc tgaggctgtg cccctttccg gcaatctctg gccacaacc 3900
ccactggcca ggccgtccct cccactggcc ctagggcccc tcccactccc acaccagata 3960
aggacagccc agtgccgctt tctctggcag taggcaccag ggctggaatg gggccgcccg 4020
gctcccatg gcagtgggtg acgctgctgc tggggctgct gctccctcct gccgcccct 4080
tctggctcct caatgtgctc ttcccccg c acaccagcc caaggctgag ctcagtaacc 4140
acacacggcc cgtcatcctc ggtaagcccc caccaggccc ctgatgcacc acgccagacc 4200
ctggggagcc tgggccccag ccctggcag ctgacctggc caaagccctt ctgcctgca 4260
taagccccga cataagtacc tgcctgggtg tggggagggg caaaagctt gtccttaga 4320
ggaatgacgt cccttctccc accacactgt gactctcagt tgtctaacc agggggggcg 4380
gagtggggga cggggtgtgc ctgaggtctt ggctggggca tcacaagctg tggtcagtca 4440
cagccacacc agactctggg ccaagcccc a cactccttc cttggcccc accaccaag 4500
gacaagatgc ccagcccagg atcggtgagc aggagaggcc catccatgcc cggcccctat 4560
taggcccagc ccccatgccc ccagacctat ctgttcccac cttggacttt ggcaataaag 4620
gagcgccaga ctgggaaaaa aaa 4643

<210> 74
<211> 4652
<212> DNA
<213> Homo sapiens

<400> 74
agtgcattggg ggggtagcca gccggccacc tttgggcat ggcagccgaa ggtgctgtgt 60
gcggcttcgt ctatctggag ggcaactgcct gggcgggtccc tgaggacacc gaacccttgg 120
catcctgcac attgggacat ggcaaccaca gagagagcag cccttttctt tccccttgg 180
aggcttccag aggaattgac tactatgaca ggaacctggc actgtttgag gaagagctgg 240
acatccgccc aaaggtatcg tctcttctgg gaaagctcgt cagctacacc aacctaccc 300
agggcgccaa agagcatgag gaggccgaga gtggggaggg caccgcccgg agggcagccg 360

ES 2 534 734 B1

aggcaccag catgggcacc ctcatggggg tgtacctgcc ctgcctgcag aatatctttg	420
gggttatcct cttcctgcgg ctgacctgga tggtagggcac agcaggtgtg ctacaggccc	480
tcctcatcgt gcttatctgc tgctgttgta ccctgctgac ggccatctcc atgagtgcc	540
tcgccaccaa cggtagtggtt ccagctgggg gctcctatth catgatctct cgttcaactgg	600
ggccagaatt tggaggtgct gtgggcctgt gcttctacct gggacaaca ttcgcagcag	660
ccatgtacat cctggggggc atcgagatct tgctgaccta cattgccccca ccagctgcc	720
ttttttacc atcgggtgct catgacacgt cgaatgccac tttgaacaat atgctgtgtg	780
atgggacat tttcctgacc ttcattgacc tggtagtggtt tgggggggtc aagtatgtga	840
acaaatthgc ctgcctcttc ctggcctgtg tgatcatctc catcctctcc atctatgctg	900
ggggcataaa gtctatattt gaccctccc tgthttccggt atgcatgctg ggcaacagga	960
ccctgtccc ggaccagtht gacatctgtg ccaagacagc tgtagtggac aatgagacag	1020
tggccacca gctatggagt tttctctgcc acagcccaa ccttacgacc gactcctgtg	1080
accctactt catgctcaac aatgtgacc agatccctgg catccccggg gcagctgctg	1140
gtgtgctcca ggaaaacctg tggagcgcct acctggagaa gggtagacatc gtggagaagc	1200
atgggctgcc ctccgcagat gccccgagc tgaaggagag cctgcctctg tacgtggctg	1260
ctgacatcgc cacatccttc accgtgctgg tcggcatctt cttcccttct gtaacaggca	1320
tcatggctgg ctcaaaccgc tctggggacc ttcgtgacgc ccagaagtct atccctgtgg	1380
ggaccattct ggccatcatt acaacttccc tcgtgtactt cagcagtgtg gttctctttg	1440
gtgcctgcat tgaggggtgtg gttctccggg acaagtatgg cgatgggtgc agcaggaact	1500
tggtagtggg cacactggcc tggccttcac cctgggtcat cgtcatcggc tccttctttt	1560
caacgtgtgg cgctggcctc cagagcctca caggggcacc acgcctattg caggccattg	1620
ccaaggaaa catcatcccc ttcctccggg tgthttggcca cgggaagggtg aatggatgaac	1680
ccacatgggc actcctcctg acggcactca tcgccgagct gggcatcctc atcgctccc	1740
tcgacatggt ggcccccatc ttatccatgt tctttctgat gtgctacctg ttcgtgaacc	1800
tcgcctgtgc ggtgcagaca ctctgagga cccccactg gcggccccgg ttaagtact	1860
atcaactggc gctgtccttc ctgggcatga gtctctgcct ggcccttatg tttgtctct	1920
cctggtacta tgccctgggtg gccatgctca tcgccggcat gatctacaaa tacatcgagt	1980
accaaggggc tgagaaggag tggggtgacg ggatccgagg cctgtccctg agcgtgccc	2040
gctacgcgct gttgcggctg gaggaggggc ctctcacac caagaactgg cggccgcagc	2100

ES 2 534 734 B1

tgctggtgct gctgaagctg gacgaggacc tccacgtgaa gtacccgcgg ctctcacct 2160
 tcgcctcca gctcaaggct ggcaagggcc tgaccattgt tggttctgtc atccagggga 2220
 gcttcttga gagctatggc gaggctcagg ccgccgagca gaccatcaag aacatgatgg 2280
 aaattgagaa ggtgaagggc ttctgccagg tggggtggc cagcaagggtg cgggaggggc 2340
 tggcccacct catccagtcc tgtggcctgg gaggcattgc gcataactcc gtggtgctgg 2400
 gctggcccta cggctggcga cagagcgagg acccccgtgc ctggaagacc ttcattgaca 2460
 ccgtgcgctg cactacggct gccacactgg ccctgctcgt gcccaagaac atcgccttct 2520
 accccagcaa ccacgagcgc tacctggagg gccacataga cgtgtgggtgg atcgtgcacg 2580
 atggtggcat gctcatgctt ctgcccttcc tgctgcgcca gcataaggtc tggaggaagt 2640
 gccggatgcg catcttcaca gtggcccaga tggatgacaa cagcatccag atgaagaagg 2700
 acctggctgt ctttctgtac catctgcgcc ttgaggccga ggtggaggtg gtggagatgc 2760
 ataacagtga catctctgca tacacctacg agcggacgct gatgatggag cagcggtcgc 2820
 agatgctgcg gcagatgaga ctgaccaaga ctgagcggga gcgagaagcc cagctggtca 2880
 aggatcggca ctcgccctg cggctggaga gcctgtactc ggacgaggaa gatgagtctg 2940
 cagtgggggc tgacaagatc cagatgacgt ggaccagga caagtacatg actgagacct 3000
 gggaccccag ccatgcccct gacaatttcc gggagctggt gcacattaag ccggaccaat 3060
 ccaatgtgcg gcgcatgcac actgctgtga agctcaatga agtcattgtc acgcgctccc 3120
 acgacgcccg cctggttctc ctaaactgc ctggcccacc caggaacagt gagggcgacg 3180
 agaactacat ggagttcctc gaggtgctga ccgagggcct tgagcgggtg ctgttggtgc 3240
 gcggtggtgg ccgtgaagtc atcaccatct actcctgagc ccagtgtcat cttgtggcct 3300
 ggagtcgagg tcttggccag gacataaaa gctgtggtct ggggtaacag cctcttcca 3360
 gcaccacct gccagccctg cttgctggc cctgtcctgg acccagcttt gctaggtctc 3420
 cttggaaacc aggcctgggc ctcaaatgg agatggatcc caggtcttgt gggaccctgg 3480
 gatgtttggg gactttacta tctagcacc cagtaggcct gtcttgcca gagaagactg 3540
 gtaggggccc agtggggttt gaaggcagcc ggcccggccc agcccaggag cgctatttat 3600
 tgcataatta ttgtttggat gtcaccatca gagacgaagg gaagggtagc cagggagga 3660
 gtccagcca gctgcctgca ggaagatctg gctcagtcta ctatgggcag ggccccccac 3720
 caagctgagc cgaatggaga cagctgagct gaggcctgac tttttcaata aacattgtg 3780
 tagttctggg cctcctgctg ccccggctct gtttcccctg gcgccaagag aagaaggcgg 3840

ES 2 534 734 B1

aactgaacc aggcccagag ccggtccct gaggctgtgc ccctttccgg caatctctgg 3900
 ccacaacccc cactggccag gccgtccctc cactggccc tagggcccct cccactccca 3960
 caccagataa ggacagccca gtgccgcttt ctctggcagt aggcaccagg gctggaatgg 4020
 ggccgcccgg ctccccatgg cagtgggtga cgctgctgct ggggctgctg ctccctctg 4080
 ccgccccctt ctggctcctc aatgtgctct tcccccgca caccacgccc aaggctgagc 4140
 tcagtaacca cacacggccc gtcacctctg gtaagcccc accaggcccc tgatgcacca 4200
 cgccagacc tggggagcct gggccccagc ccctggcagc tgacctggcc aaagcccttc 4260
 tgccctgcat aagccccgac ataagtacct gccctggtgt ggggaggggc caaaagcttg 4320
 tcccttagag gaatgacgtc ctttctccca ccacactgtg actctcagtt gtctaacca 4380
 gggggggcgg agtgggggac ggggtgtgcc tgaggtcttg gctggggcat cacaagctgt 4440
 ggtcagtcac agccacacca gactctgggc caagccccac cactccttcc ttggccccca 4500
 cccaccaagg acaagatgcc cagcccagga tcggtgagca ggagaggccc atccatgcc 4560
 ggccccctatt aggcccagcc cccatgcccc cagacctatc tgttcccacc ttggactttg 4620
 gcaataaagg agcgccagac tgggaaaaaa aa 4652

<210> 75
 <211> 6236
 <212> DNA
 <213> Homo sapiens

<400> 75
 ggctcttctc ggggagtgga gtgctatgac agatgagact ttcattgcaag aaaataaatc 60
 ctgcacattt gatgtactgc tttaaactta aagacctctt tggacccgaa attgtaagat 120
 cctgagtggc aactggaaag gattcgtggt tacttggatc taggaaaatc ctgttttctc 180
 tctgatggga ctaagacaaa gactcctgt tagtacaacc cagcttgctg tctcctctgc 240
 ctgcagagga agcatttggga tgcttcctt cccgttgga gttgccagtc tctcttcaga 300
 gtgatgaggg cagaactggt cattacggaa agagtcggag gaacggtgcc acagcatcag 360
 gttcaggtta accacctggg acggtaaact accgaagtct gcttctgctt ccaaaggaga 420
 accgcagtga aaggattcta taaacctgga gagtaatcct aagaaaaatc atcagaagaa 480
 aggaatttgt agaactaaaa ctgcaaacat ccagaatctt gatggtgtgc caagccaaat 540
 gtcaactgga actcaaccaa aactaaagt gctctctgat aacagaccca aagaaagagt 600
 ggaaattgag gcaaaagaag catgtgactg gctccgtgct gccgggttcc cgcaatacgc 660
 tcagttatat gaggattcac aatttcccat caacattgtg gctgtcaaga atgatcatga 720

ES 2 534 734 B1

ttttcttgaa aaggaccttg tagaacctct ttgcagacga ctaaatacgt tgaacaagtg	780
tgctcaatg aaacttgatg tgaacttcca aaggaaaaag ggtgacgact ccgatgagga	840
agatctttgt atcagcaaca aatggacttt ccaaagaacc agtcgcaggt ggtctcgtgt	900
ggacgacctc tacacgctgc tccctcgagg agacagaaat gggtcaccgg gaggcacggg	960
gatgaggaac acgaccagca gtgagagcgt cctcacagac ctgagcgagc ctgaggctctg	1020
ctccattcac agcgaaagca gtggaggcag cgacagtcgc agccagccgg gccagtgctg	1080
tacagacaac ccggtcatgc tggatgcccc actcgtcagc agcagcctcc cacagccccc	1140
cagagatgtc ctcaaccacc cttccaccc caagaatgag aagcccacga gggctagggc	1200
caaatcattt ttgaaacgca tggaaacact ccgaggggaag ggagcccacg ggaggcataa	1260
ggggtctggg cggacaggtg gcctggtgat cagtgggcc atgttgagc aggagccaga	1320
gtcctttaag gctatgcagt gcatccaaat accaaatgga gatctccaga attcgccgcc	1380
acctgcctgc agaaaagggc tcccatgctc tggcaagtgc agtggcgaga gcagcccgtc	1440
ggagcacagc agcagcgggg tgagcacgcc ctgcctgaag gaacgcaagt gccacgaggc	1500
caacaagcgc gggggcatgt acttgagga cctagatgtg ctggcgggga cagcactgcc	1560
ggatgcaggg gaccaaagcc gtatgcatga atttcactcc caagagaatt tggtggtgca	1620
tattcccaag gatcacaac caggaacatt cccaagga ctttctattg aaagcctctc	1680
tcccacagat agtagcaatg gggttaattg gaggaccggt agcatctccc tgggcagaga	1740
gcaggtccct ggtgccaggg agccccggct catggcgtcc tgccacagag ccagccgagt	1800
cagtatctat gacaatgtcc ctggctccca tctgtatgcc agcacaggag atcttttgga	1860
cttgagaaa gatgaccttt tccctcactt ggatgacatt ctgcagcatg tcaatgggct	1920
ccaagaggta gtcgatgact ggtccaaaga tgtcttgctt gaactgcaaa ctcatgatac	1980
attggttggg gaacctggct tatccacctt tccatctcct aatcagatca ccttagattt	2040
tgaaggtaac tctgtctcag aaggtcggac gacaccagt gatgtggaaa gagatgtaac	2100
atctcttaat gaatctgagc ctctgggggt cagagacagg agggattctg gtgtaggggc	2160
ctctctgacc aggccaaaca ggcgactccg atggaacagt ttccagctgt cgaccagcc	2220
ccggccggcc ccagcatcgc cccacatcag cagccagacg gccagccagc tgagcctgct	2280
ccagcgcttc tcaactgctc gcctcacggc catcatggag aagcactcca tgtccaacaa	2340
gcacggctgg acatggtcag ttccaaagtt catgaagagg atgaaagttc ccgactacaa	2400
agacaaggct gtctttggcg ttcctctcat agtccacgtc caaagaacgg gacagcccct	2460

ES 2 534 734 B1

gcctcaaagt	attcagcaag	cactgagata	tctacgcagc	aactgcctcg	atcaggtggg	2520
tctttttcgc	aatcaggag	tgaagtctcg	aatccatgcc	cttcgccaaa	tgaatgaaaa	2580
cttcctcgag	aacgtcaact	atgaagacca	gtctgcttat	gatgtggcgg	atatggtgaa	2640
acagttcttc	cgggacctcc	ctgagcctct	tttcaccaac	aagctcagtg	agacctttct	2700
ccatatctat	cagtatgtct	caaagagca	gcggtgcag	gccgtgcagg	ctgccatcct	2760
gctactggcc	gatgagaaca	gggaggtcct	gcagacgctc	ttgtgtttcc	tgaacgacgt	2820
cgtcaacttg	gtggaagaga	atcagatgac	gccccatgaac	ctggcagtgt	gtctggcccc	2880
ctccctcttt	catcttaatt	tattgaagaa	agaaagctct	ccacgagtca	tacagaagaa	2940
atatgccact	gggaagccag	atcaaaagga	cctcaacgag	aatctggcag	cagctcaggg	3000
gctagcgcac	atgatcatgg	aatgcgacag	actttttgag	gttccacacg	agttggtggc	3060
ccagtctcgt	aactcgtatg	tggaggctga	gatccacgtg	ccaaccctgg	aagaattggg	3120
gacacagctg	gaggagagtg	gggcaacttt	ccacacttac	ctgaaccatc	tcatccaggg	3180
cctccagaaa	gaagccaagg	agaagttcaa	aggatgggtc	acgtgctcca	gcacggacaa	3240
tacagatctt	gctttcaaaa	aggtgggcga	cgggaaccgc	ctgaagctgt	ggaaggcttc	3300
tgtggaggtg	gaagcacccc	cctcagtggt	cctgaaccgc	gtgctgagag	agcgccacct	3360
gtgggacgag	gactttgtgc	agtggaaggt	tgtggaaact	ctagacaggc	aaacagagat	3420
ctaccagtat	gtgctgaaca	gcatggctcc	ccatccttcc	agagactttg	tggttctcag	3480
gacctggaaa	actgatattg	caaaggaat	gtgtaccctg	gtgtccctct	ccgtggagca	3540
tgaggaagcc	cagctcctgg	gtggtgtgcg	agcagtggtg	atggactcgc	agtacttgat	3600
agaaccgtgt	ggctctggca	agtcaagact	gactcacatc	tgcaggatag	acctgaaagg	3660
tactcccca	gaatggtaca	gcaaaggctt	tggacatctg	tgtgcagcag	aagttgccag	3720
gattagaaac	tctttccagc	ccctcattgc	tgagggccca	gaaactaaaa	tctgagtttt	3780
gcccagtggtg	acatcaaact	caggaagag	gaagctaaag	tgacgagtg	ggcagagagt	3840
gtgcatgtga	gaaagcgaga	gaaagaggaa	ctgaaggacg	cggttaatgc	ctaaaaatgg	3900
aaacgttaag	aagttggaat	gttgagatg	caagaatttc	caagaacttt	cttagccttc	3960
ctggagatgg	ctacatccct	actaatataa	ttttaaaatg	agaactttat	atatattact	4020
taaaatataa	tggactattc	cttgtgcatt	gcctaatttg	ctatttaaag	gcttctaaga	4080
agcgtatacc	taactgtaaa	taaatgtatg	tatagcatat	gtacatatgt	gtgtatatct	4140
ccatctttac	tgtatatatg	taaaatacca	atthttatata	gaattgtgtg	ttttgaaaat	4200

ES 2 534 734 B1

gacggtgtct gactcagtga gtccttctct cacacagttc tttccaagtg gctctgggcc 4260
ccatctctcc actgtcctgt aagctgtgca gaacctgctg ctaacaccaa ggtgtgaaca 4320
tgccctgatg cctaacccaa gatgagttaa ccaaaggaaa ataacattaa aggagactta 4380
tgtgttaacg ctttgtttct gctattcaaa aactgagagt ggagatctgg gataaagcaa 4440
ggaaataata attactcctc cttaaagcaa atgggggggt gagaagtcac taccaaattt 4500
aaagctagat gaggagttgc cactgggccc agtaagatgg aatttcagtg agatatggac 4560
caccggagtc agcgagagtg actgaaacag aagcgatacc tctcgctccc atgccatca 4620
ctacagacc caagtcaaga tgaatatcat agcctttact tcttcacagc caaagggagc 4680
ccctgtgttg tctcaagttt ttataaatac atttcataat gttattaaat gtcattctat 4740
ttgaccagtg gcctatattg tcacagttaa ttgggtgtttt cttattgcac tgaattcaac 4800
tccagacacc atacaaaggg agatgatggc cattccgttc aaatcctaga tcgttacagc 4860
ttcagggaaat tcatatattg ttatgtgtag gatactctta aaatgtaatt cattaaactt 4920
ttacaatctg aaagacaggg tttttaacta acatgagacc aaaactatgt tctttgatta 4980
gttttagata gtataatcgg gtttattaat tcttctgtgt ttcttacta gccagtccaa 5040
gctacctatg catttgacc cacccttattt attattgtac agatgaagcg aattgactcc 5100
cttttagccaa ctgctaattg atcgaatgtg ctttttattg taattcaaca gctatagaga 5160
gaaagataac ttattgtgtg tttgatttca gggagagaga ttttctttgg tcatccataa 5220
tagagattga taagatttag caactggtgt tggagaaaaa aagaaaagca aatgagtgtt 5280
ttcaggtttt tttgcattat atgcatttat gtaatgttc tgttatcagc aatgtgcaat 5340
tattttattg agaggaataa aaaagctttc tatgagtttg gtatggtgcg aggaaaatct 5400
tacagtttga attatgacct agaaattttt cattcccata tctacctagc aaggaagcag 5460
taaatccata atttaccctt tgggcaatgc tttgtgagca aaacaaagtc acttctgcca 5520
taacatcttg aatttaacca tatatgccag attactttat atgcatcaac aagatcacca 5580
gtgaagtta atctagctaa aactggtcc tgctcctgag atgggatcct atgtgtttgg 5640
aaaacgtgat aggcacacga ggatgagtgg ctttgtatcg cccagagagg tgcttgcca 5700
gatttcacat gcacatgaat tgctgggga tcttgtgaaa ctgcagactc tgctccaagt 5760
aatctgggct gggcctgaga ttctgcattt ctaaggagtc tcagggatgc ctatgctgct 5820
ggcctaaaac cacactcaga aacgaggacc tagaagatcc ctaaaacaga ataagaacaa 5880
atgtgattgt atttctgatt ctccctctct tcgaattatc tgactttttt gttttgtgca 5940

ES 2 534 734 B1

acatagtaat catatcaccg ctgcataaca acacagtgca tcttttttaa acaaggaaaa	6000
gggaaaaaaaa ggagaaaaaaaa cgatgcatca agcttgtttg tcaaatacca cagtatttta	6060
ttcattgtta tcttgccaat ggaaataaag tatgatattg catttaaata ttatatttat	6120
acctcatgta tatttttacc tcaattgttg atatcaatca tcaattgtaa ataaataatt	6180
gccaaggcaa ataaatttat atatattaaa tatttcctat tttctataaa ataaaa	6236

<210> 76
 <211> 5929
 <212> DNA
 <213> Homo sapiens

<400> 76 tttcttttta aaaatcgctg ggtctgttga gctgtcctgg gctgggtgcc ttgctctttg	60
actgagactg gagacagacg gcaacagcca caggcagact gaggtggcaa taggaaatct	120
gccgagatgt tcagtcaggt gcccaggacc ccagcctcag gctgctacta cctaaattcc	180
atgacacctg agggccagga gatgtacttg cgatttgatc agactacaag acgctctcct	240
tacaggatga gccggattct agcacgccat cagctagtga ctaaaattca acaagaaatt	300
gaggcaaaag aagcatgtga ctggctccgt gctgccgggt tcccgaata cgctcagtta	360
tatgaggatt cacaatttcc catcaacatt gtggctgtca agaatgatca tgattttctt	420
gaaaaggacc ttgtagaacc tctttgcaga cgactaaata cgttgaacaa gtgtgcctca	480
atgaaacttg atgtgaactt ccaaaggaaa aagggtgacg actccgatga ggaagatctt	540
tgtatcagca acaaatggac tttccaaaga accagtcgca ggtggtctcg tgtggacgac	600
ctctacacgc tgctccctcg aggagacaga aatgggtcac cgggaggcac ggggatgagg	660
aacacgacca gcagtgagag cgtcctcaca gacctgagcg agcctgaggt ctgctccatt	720
cacagcgaag gcagtggagg cagcgacagt cgcagccagc cgggccagtg ctgtacagac	780
aaccgggtca tgctggatgc cccactcgtc agcagcagcc tcccacagcc cccagagat	840
gtcctcaacc accccttcca cccaagaat gagaagcca cgagggctag ggccaaatca	900
tttttgaaac gcatggaaac actccgaggg aaggagccc acgggaggca taaggggtct	960
gggcggacag gtggcctggg gatcagtggg cccatgttgc agcaggagcc agagtccttt	1020
aaggctatgc agtgcattca aataccaaat ggagatctcc agaattcgcc gccacctgcc	1080
tgcagaaaag ggctcccatg ctctggcaag tcgagtggcg agagcagccc gtcggagcac	1140
agcagcagcg gggtgagcac gccctgcctg aaggaacgca agtgccacga ggccaacaag	1200

ES 2 534 734 B1

cgcgggggca	tgtacttggg	ggacctagat	gtgctggcgg	ggacagcact	gccggatgca	1260
ggggacaaa	gccgtatgca	tgaatttcac	tccaagaga	atttggtggt	gcatattccc	1320
aaggatcaca	aaccaggaac	attccccaa	gcactttcta	ttgaaagcct	ctctcccaca	1380
gatagtagca	atgggggtta	ttggaggacc	ggtagcatct	ccctgggcag	agagcaggtc	1440
cctggtgcca	gggagccccg	gctcatggcg	tcctgccaca	gagccagccg	agtcagtatc	1500
tatgacaatg	tccttggtc	ccatctgtat	gccagcacag	gagatctttt	ggacttggag	1560
aaagatgacc	ttttccctca	cttggatgac	attctgcagc	atgtcaatgg	gctccaagag	1620
gtagtctgat	actggtccaa	agatgtcttg	cctgaactgc	aaactcatga	tacattgggt	1680
ggggaacctg	gcttatccac	ctttccatct	cctaatacaga	tcaccttaga	ttttgaaggt	1740
aaactctgtct	cagaaggctc	gacgacaccc	agtgatgtgg	aaagagatgt	aacatctctt	1800
aatgaatctg	agcctcctgg	ggtcagagac	aggagggatt	ctggtgtagg	ggcctctctg	1860
accaggccaa	acaggcgact	ccgatggaac	agtttccagc	tgtcgcacca	gccccggccg	1920
gccccagcat	cgccccacat	cagcagccag	acggccagcc	agctgagcct	gctccagcgc	1980
ttctcactgc	tcgcctcac	ggccatcatg	gagaagcact	ccatgtccaa	caagcacggc	2040
tggacatggt	cagttccaaa	gttcatgaag	aggatgaaag	ttcccgacta	caaagacaag	2100
gctgtctttg	gcgttctct	catagtccac	gtccaaagaa	cgggacagcc	cctgcctcaa	2160
agtattcagc	aagcactgag	atatctacgc	agcaactgcc	tcgatcaggt	gggtcttttt	2220
cgcaaatcag	gagtgaagtc	tcgaatccat	gcccttcgcc	aatgaatga	aaacttcctt	2280
gagaacgtca	actatgaaga	ccagtctgct	tatgatgtgg	cggatatggt	gaaacagttc	2340
ttccgggacc	tcctgagcc	tcttttcacc	aacaagctca	gtgagacctt	tctccatatc	2400
tatcagtatg	tctccaaaga	gcagcggctg	caggccgtgc	aggctgccat	cctgctactg	2460
gccgatgaga	acagggaggt	cctgcagacg	ctcttggtt	tcctgaacga	cgctgtcaac	2520
ttggtggaag	agaatcagat	gacgccccat	aacctggcag	tgtgtctggc	cccctccctc	2580
tttcatctta	atattattgaa	gaaagaaagc	tctccacgag	tcatacagaa	gaaatatgcc	2640
actgggaagc	cagatcaaaa	ggacctcaac	gagaatctgg	cagcagctca	ggggctagcg	2700
cacatgatca	tggaatgcga	cagacttttt	gaggttccac	acgagttggt	ggcccagtct	2760
cgtaactcgt	atgtggaggc	tgagatccac	gtgccaaccc	tggaagaatt	ggggacacag	2820
ctggaggaga	gtggggcaac	tttccacact	tacctgaacc	atctcatcca	gggcctccag	2880
aaagaagcca	aggagaagtt	caaaggatgg	gtcacgtgct	ccagcacgga	caatacagat	2940

ES 2 534 734 B1

cttgctttca aaaaggtggg cgacgggaac ccgctgaagc tgtggaaggc ttctgtggag	3000
gtggaagcac ccccctcagt ggtcctgaac cgcgtgctga gagagcgcca cctgtgggac	3060
gaggactttg tgcagtggaa ggttgtggaa actctagaca ggcaaacaga gatctaccag	3120
tatgtgctga acagcatggc tccccatcct tccagagact ttgtggttct caggacctgg	3180
aaaactgatt tgcccaaagg aatgtgtacc ctgggtgtccc tctccgtgga gcatgaggaa	3240
gcccagctcc tgggtgggtg gcgagcagtg gtgatggact cgcagtactt gatagaaccg	3300
tgtggctctg gcaagtcaag actgactcac atctgcagga tagacctgaa aggtcactcc	3360
ccagaatggt acagcaaagg ctttggacat ctgtgtgcag cagaagttgc caggattaga	3420
aactctttcc agcccctcat tgctgagggc ccagaaacta aaatctgagt tttgcccagt	3480
gtgacatcaa actcagggaa gaggaagcta aagtgacgag tgtggcagag agtgtgcatg	3540
tgagaaagcg agagaaagag gaactgaagg acgcggttaa tgcctaaaaa tggaaacgtt	3600
aagaagtgg aatgttggag atgcaagaat ttccaagaac tttcttagcc ttctggaga	3660
tggctacatc cttactaata taattttaaa atgagaactt tatatatatt acttaaaatt	3720
aatggacta ttccttgtgc attgcctaatt ttgctattta aaggcttcta agaagcgtat	3780
acctaactgt aaataaatgt atgtatagca tatgtacata tgtgtgtata tctccatctt	3840
tactgtatat atgtaaaata ccaattttat atagaattgt gtgttttgaa aatgacggtg	3900
tctgactcag tgagtcocctt cctcacacag ttctttccaa gtggctctgg gccccatctc	3960
tccactgtcc tgtaagctgt gcagaacctg ctgctaacac caaggtgtga acatgccttg	4020
atgcctaacc aaagatgagt taaccaaagg aaaataacat taaaggagac ttatgtgtta	4080
acgctttggt tctgctattc aaaaactgag agtggagatc tgggataaag caaggaaata	4140
ataattactc ctcttaaaag caaatggggg ggtgagaagt cattaccaa tttaaagcta	4200
gatgaggagt tgccactggg cccagtaaga tggaaattca gtgagatatg gaccaccgga	4260
gtcagcgaga gtgactgaaa cagaagcgat acctctcgct cccatgcca tctactacaga	4320
ccccaagtca agatgaatat catagccttt acttcttcac agccaaaggg agcccctgtg	4380
ttgtctcaag tttttataaa tacatttcat aatgttatta aatgtcattc tatttgacca	4440
gtggcctatt tggtcacagt taattgggtg tttcttattg cactgaattc aactccagac	4500
accatacaaa gggagatgat ggccattccg ttcaaactct agatcgttac agcttcaggg	4560
aattcatatt ttgttatgtg taggatactc ttaaaatgta attcattaaa cttttacaat	4620
ctgaaagaca gggtttttaa ctaacatgag accaaaacta tgttctttga ttagttttag	4680

ES 2 534 734 B1

```

atagtataat cggggtttatt aattcttctg tgtttcttca ctagccagtc caagctacct      4740
atgcatttga cccaacctta tttattattg tacagatgaa gcgaattgac tccctttagc      4800
caactgctaa tggatcgaat gtgcttttta ttgtaattca acagctatag agagaaagat      4860
aacttattgt gtgtttgatt tcagggagag agattttctt tggatcatcca taatagagat      4920
tgataagatt tagcaactgg tgttggagaa aaaaagaaaa gcaaatgagt gttttcaggt      4980
ttttttgcat tatatgcatt tatgtaatgt ttctgttatac agcaatgtgc aattatttta      5040
ttgagaggaa taaaaaagct ttctatgagt ttggtatggt gcgaggaaaa tcttacagtt      5100
tgaattatga cctagaaatt tttcattccc atatctacct aagaaggaag cagtaaatcc      5160
ataatttacc ttttgggcaa tgctttgtga gcaaaacaaa gtcacttctg ccataacatc      5220
ttgaatttaa ccatatatgc cagattactt tatatgcatc aacaagatca ccagtgaagt      5280
ttaatctagc taaacactgg tcttgctcct gagatgggat cctatgtggt tggaaaacgt      5340
gataggcaca cgaggatgag tggctttgta tcgcccagag aggtgcttgt ccagatttca      5400
catgcacatg aattgcctgg ggatcttgtg aaactgcaga ctctgctcca agtaatctgg      5460
gctgggctg agattctgca tttctaagga gtctcagga tgcctatgct gctggcctaa      5520
aaccacactc agaaacgagg acctagaaga tccctaaaac agaataagaa caaatgtgat      5580
tgtatttctg attctccctc tcttcgaatt atctgacttt tttgtttttg tgcacatagt      5640
aatcatatca ccgctgcata acaacacagt gcatcttttt aaaacaagga aaagggaaaa      5700
aaaggagaaa aaacgatgca tcaagcttgt ttgtcaaata ccacagtatt ttattcattg      5760
ttatcttgcc aatggaaata aagtatgata ttgcatttaa atattatatt tatacctcat      5820
gtatattttt acctcaattg ttgatatcaa tcatcaattg taaataaata attgccaagg      5880
caaataaatt tatatatatt aaatatttcc tattttctat aaaataaaa      5929

```

```

<210> 77
<211> 5866
<212> DNA
<213> Homo sapiens

```

```

<400> 77
aaaccaggca caccattgat caggctagaa tgatgtggac cagtctcaca gacaacagcc      60
aagcacagag gaaatattag ctggcagaga taacgaagag aaaacactcg gtgacagatg      120
caccatctgt cagtttctga ggagcagttt tcaagaaagc tgaaaatgaa ttgaagaaga      180
gaggggtttt gtttgaaagg tacagcacag cctaaggaca attttaaaca aaaaattgag      240
gcaaaagaag catgtgactg gctccgtgct gccgggttcc cgcaatacgc tcagttatat      300

```

ES 2 534 734 B1

gaggattcac aatttcccat caacattgtg gctgtcaaga atgatcatga ttttcttgaa	360
aaggaccttg tagaacctct ttgcagacga ctaaatacgt tgaacaagtg tgcctcaatg	420
aaacttgatg tgaacttcca aaggaaaaag ggtgacgact cccgatgagga agatctttgt	480
atcagcaaca aatggacttt ccaagaacc agtcgcaggt ggtctcgtgt ggacgacctc	540
tacacgctgc tccctcgagg agacagaaat gggtcaccgg gaggcacggg gatgaggaac	600
acgaccagca gtgagagcgt cctcacagac ctgagcgagc ctgaggtctg ctccattcac	660
agcgaaagca gtggaggcag cgacagtcgc agccagccgg gccagtgctg tacagacaac	720
ccggtcatgc tggatgcccc actcgtcagc agcagcctcc cacagcccc cagagatgtc	780
ctcaaccacc cttccaccc caagaatgag aagcccacga gggctagggc caaatcattt	840
ttgaaacgca tggaaacact ccgagggaaag ggagcccacg ggaggcataa ggggtctggg	900
cggacaggtg gcctggtgat cagtgggccc atgttgcagc aggagccaga gtcctttaag	960
gctatgcagt gcatccaaat accaaatgga gatctccaga attcgcgcc acctgcctgc	1020
agaaaagggc tcccatgctc tggcaagtgc agtggcgaga gcagcccgtc ggagcacagc	1080
agcagcgggg tgagcacgcc ctgcctgaag gaacgcaagt gccacgaggc caacaagcgc	1140
gggggcatgt acttgaggga cctagatgtg ctggcgggga cagcaactgcc ggatgcaggg	1200
gaccaaagcc gtatgcatga atttacttcc caagagaatt tgggtggtgca tattcccaag	1260
gatcacaac caggaacatt cccaaggca ctttctattg aaagcctctc tcccacagat	1320
agtagcaatg gggttaattg gaggaccggt agcatctccc tgggcagaga gcaggtccct	1380
ggtgccaggg agccccggct catggcgtcc tgccacagag ccagccgagt cagtatctat	1440
gacaatgtcc ctggctccca tctgtatgcc agcacaggag atcttttgga cttggagaaa	1500
gatgaccttt tccctcactt ggatgacatt ctgcagcatg tcaatgggct ccaagaggta	1560
gtcgatgact ggtccaaaga tgtcttgctt gaactgcaa ctcatgatac attggttggg	1620
gaacctggct tatccacctt tccatctctt aatcagatca ccttagattt tgaaggtaac	1680
tctgtctcag aaggtcggac gacaccaggt gatgtgaaa gagatgtaac atctcttaat	1740
gaatctgagc ctctgggggt cagagacagg agggattctg gtgtaggggc ctctctgacc	1800
aggccaaaca ggcgactccg atggaacagt ttccagctgt cgcaccagcc ccggccggcc	1860
ccagcatcgc cccacatcag cagccagacg gccagccagc tgagcctgct ccagcgcttc	1920
tactgctcc gcctcacggc catcatggag aagcactcca tgtccaacaa gcacggctgg	1980
acatggtcag ttccaaagtt catgaagagg atgaaagttc ccgactacaa agacaaggct	2040

ES 2 534 734 B1

gtctttggcg	ttcctctcat	agtccacgtc	caaagaacgg	gacagcccct	gcctcaaagt	2100
atlcagcaag	cactgagata	tctacgcagc	aactgcctcg	atcaggtggg	tctttttcgc	2160
aatcaggag	tgaagtctcg	aatccatgcc	cttcgccaaa	tgaatgaaaa	cttccttgag	2220
aacgtcaact	atgaagacca	gtctgcttat	gatgtggcgg	atatggtgaa	acagttcttc	2280
cgggacctcc	ctgagcctct	ttcaccaac	aagctcagtg	agacctttct	ccatatctat	2340
cagtatgtct	ccaaagagca	gcggtgcag	gccgtgcagg	ctgccatcct	gctactggcc	2400
gatgagaaca	gggaggctct	gcagacgctc	ttgtgtttcc	tgaacgacgt	cgtaacttg	2460
gtggaagaga	atcagatgac	gcccatgaac	ctggcagtgt	gtctggcccc	ctccctcttt	2520
catcttaatt	tattgaagaa	agaaagctct	ccacgagtca	tacagaagaa	atatgccact	2580
gggaagccag	atcaaaagga	cctcaacgag	aatctggcag	cagctcaggg	gctagcgcac	2640
atgatcatgg	aatgcgacag	actttttgag	gttccacacg	agttggtggc	ccagtctcgt	2700
aactcgtatg	tggaggctga	gatccacgtg	ccaaccctgg	aagaattggg	gacacagctg	2760
gaggagagtg	gggcaacttt	ccacacttac	ctgaaccatc	tcatccaggg	cctccagaaa	2820
gaagccaagg	agaagttcaa	aggatgggtc	acgtgctcca	gcacggacaa	tacagatctt	2880
gctttcaaaa	aggtgggcca	cgggaaccgg	ctgaagctgt	ggaaggcttc	tgtggagggtg	2940
gaagcacccc	cctcagtggg	cctgaaccgc	gtgctgagag	agcgccacct	gtgggacgag	3000
gactttgtgc	agtggaaggt	tgtggaaact	ctagacaggg	aaacagagat	ctaccagtat	3060
gtgctgaaca	gcatggctcc	ccatccttcc	agagactttg	tggttctcag	gacctggaaa	3120
actgatttgc	ccaaaggaat	gtgtaccctg	gtgtccctct	ccgtggagca	tgaggaagcc	3180
cagctcctgg	gtggtgtgcg	agcagtgggtg	atggactcgc	agtacttgat	agaaccgtgt	3240
ggctctggca	agtcaagact	gactcacatc	tgcaggatag	acctgaaagg	tactcccca	3300
gaatggtaca	gcaaaggctt	tggacatctg	tgtgcagcag	aagttgccag	gattagaaac	3360
tctttccagc	ccctcattgc	tgagggccca	gaaactaaaa	tctgagtttt	gcccagtggtg	3420
acatcaaact	caggaagag	gaagctaaag	tgacgagtgt	ggcagagagt	gtgcatgtga	3480
gaaagcgaga	gaaagaggaa	ctgaaggacg	cggttaatgc	ctaaaaatgg	aaacgttaag	3540
aagttggaat	gttggagatg	caagaatttc	caagaacttt	cttagccttc	ctggagatgg	3600
ctacatccct	actaatataa	ttttaaagt	agaactttat	atatattact	taaaattaa	3660
tggactattc	cttgtgcatt	gcctaatttg	ctatttaaag	gcttctaaga	agcgtatacc	3720
taactgtaaa	taaatgtatg	tatagcatat	gtacatatgt	gtgtatatct	ccatctttac	3780

ES 2 534 734 B1

tgtatatatg	taaaatacca	atthttatata	gaattgtgtg	ttttgaaaat	gacgggtgtct	3840
gactcagtga	gtcccttctt	cacacagttc	tttccaagtg	gctctggggc	ccatctctcc	3900
actgtcctgt	aagctgtgca	gaacctgctg	ctaacaccaa	gggtgtgaaca	tgcctgatg	3960
cctaaccaa	gatgagttaa	caaaggaaa	ataacattaa	aggagactta	tgtgttaacg	4020
ctttgtttct	gctattcaaa	aactgagagt	ggagatctgg	gataaagcaa	gaaataata	4080
attactcctc	cttaaagcaa	atgggggggt	gagaagtcac	taccaaattt	aaagctagat	4140
gaggagtgc	cactggggcc	agtaagatgg	aatttcagtg	agatatggac	caccggagtc	4200
agcgagagtg	actgaaacag	aagcgatacc	tctcgctccc	atgcccacac	ctacagacc	4260
caagtcaaga	tgaatatcat	agcctttact	tcttcacagc	caaagggagc	cctgtgttg	4320
tctcaagttt	ttataaatac	atthtcataat	gthtattaat	gtcattctat	ttgaccagtg	4380
gcctatthtg	tcacagthta	thgggtgttht	ctthattgac	tgaattcaac	tccagacacc	4440
atacaaagg	agatgatggc	cattccgttc	aaatcctaga	tcgthtacagc	thcagggat	4500
tcataththtg	thtatgtgtag	gatactctta	aaatgthatt	cathaaactt	thacaatctg	4560
aaagacagg	thththtaacta	acatgagacc	aaaactatgt	tctthtgatta	gththtagata	4620
gtataatcgg	gthththtaat	tctthctgtgt	thctthcacta	gccagtccaa	gctacctatg	4680
caththgacc	aacctthattt	athattgtac	agatgagcgc	aathgactcc	ctthtagccaa	4740
ctgctaathg	atcgaathgtg	ctththththth	thaththcaaca	gctathagaga	gaaagataac	4800
thththththth	ththgaththca	gggagagaga	thththctthth	tcathccataa	thagaththga	4860
thagaththth	caactggthgt	tggagaaaaa	aagaaaagca	aathgagthgt	thcagththth	4920
ththgcatth	atgcatthth	gthaththth	tgthththcagc	aathgtgcaat	thththththth	4980
agaggaataa	aaaagctthth	tathgagthth	gthathggthgcg	aggaaaatct	tacagththth	5040
aththgacct	agaaaththth	caththccata	tctacctaag	aaggaagcag	thaaatccata	5100
aththacctth	tgggcaathgc	ththgtgagca	aaacaaagtc	actthctgcca	thaacathctth	5160
aaththaacca	taththgcccag	aththctthth	atgcatcaac	aagathcacca	gthgagththth	5220
athctagctaa	acactggthcc	tgctcctgag	atgggathcct	atgtgththth	aaaacgthgat	5280
aggcacacga	ggathgagthgg	ctththgthctg	cccagagagg	tgctthgtcca	gaththcacath	5340
gcacathgath	tgcctggggga	tctthgtgaaa	ctgcagactc	tgctccaagth	aathctgggct	5400
gggcctgaga	thctgcatth	cthaaggagtc	thcagggathgc	ctathgctgct	ggccthaaac	5460
cacactcaga	aacgaggacc	thagaathctc	cthaaacaga	athaagaacaa	atgtgaththgt	5520

ES 2 534 734 B1

atctctgatt ctccctctct tcgaattatc tgactttttt gtttttgtgc acatagtaat	5580
catatcaccg ctgcataaca acacagtgca tctttttaa acaaggaaaa gggaaaaaaaa	5640
ggagaaaaaaaa cgatgcatca agcttgtttg tcaaatacca cagtatttta ttcattgtta	5700
tcttgccaat ggaataaag tatgatattg catttaaata ttatatttat acctcatgta	5760
tatttttacc tcaattgttg atatcaatca tcaattgtaa ataaataatt gccaaggcaa	5820
ataaatttat atatattaaa tatttcctat tttctataaa ataaaa	5866

<210> 78
 <211> 5836
 <212> DNA
 <213> Homo sapiens

<400> 78 cggaaacatg agagaggact atcatctgct ccttgctctg aatttctttg aacctccatg	60
ctggaaccct cctcagttct ccatgcaaac gttaaccagg cccctttgtg gtgcttggtg	120
ctgcgctggt gcagagaatg caaagacact gtctgtggtg ggaaacagaa aagcagagtg	180
aaccacacat tccagcgccg gaaattgag gcaaaagaag catgtgactg gctccgtgct	240
gccgggttcc cgcaatacgc tcagttatat gaggattcac aatttcccat caacattgtg	300
gctgtcaaga atgatcatga ttttcttgaa aaggacctg tagaacctct ttgcagacga	360
ctaaatacgt tgaacaagtg tgctcaatg aaacttgatg tgaacttcca aaggaaaaag	420
ggtgacgact ccgatgagga agatctttgt atcagcaaca aatggacttt ccaaagaacc	480
agtcgcaggt ggtctcgtgt ggacgacctc tacacgctgc tccctcgagg agacagaaat	540
gggtcaccgg gaggcacggg gatgaggaac acgaccagca gtgagagcgt cctcacagac	600
ctgagcgagc ctgaggtctg ctccattcac agcgaaagca gtggaggcag cgacagtcgc	660
agccagccgg gccagtgctg tacagacaac ccggtcatgc tggatgcccc actcgtcagc	720
agcagcctcc cacagcccc cagagatgtc ctcaaccacc ctttccacc caagaatgag	780
aagcccacga gggctagggc caaatcattt ttgaaacgca tggaaacact ccgaggggaag	840
ggagcccacg ggaggcataa ggggtctggg cggacaggtg gcctggtgat cagtgggcc	900
atgttgacgc aggagccaga gtcctttaag gctatgcagt gcatccaaat accaaatgga	960
gatctccaga attcgccgcc acctgcctgc agaaaagggc tcccatgctc tggcaagtgc	1020
agtggcgaga gcagcccgtc ggagcacagc agcagcgggg tgagcacgcc ctgcctgaag	1080
gaacgcaagt gccacgaggc caacaagcgc gggggcatgt acttggagga cctagatgtg	1140

ES 2 534 734 B1

ctggcgggga	cagcactgcc	ggatgcaggg	gaccaaagcc	gtatgcatga	atttcactcc	1200
caagagaatt	tgggtggtgca	tattcccaag	gatcacaaac	caggaacatt	ccccaggca	1260
ctttctattg	aaagcctctc	tcccacagat	agtagcaatg	gggttaattg	gaggaccggt	1320
agcatctccc	tgggcagaga	gcaggtccct	ggtgccaggg	agccccggct	catggcgtcc	1380
tgccacagag	ccagccgagt	cagtatctat	gacaatgtcc	ctggctccca	tctgtatgcc	1440
agcacaggag	atcttttggg	cttggagaaa	gatgaccttt	tccctcactt	ggatgacatt	1500
ctgcagcatg	tcaatgggct	ccaagaggta	gtcgatgact	ggtccaaaga	tgtcttgcct	1560
gaactgcaaa	ctcatgatac	attggttggg	gaacctggct	tatccacctt	tccatctcct	1620
aatcagatca	ccttagatth	tgaaggtaac	tctgtctcag	aaggteggac	gacaccagt	1680
gatgtggaaa	gagatgtaac	atctcttaat	gaatctgagc	ctcctggggg	cagagacagg	1740
agggattctg	gtgtaggggc	ctctctgacc	aggccaaaca	ggcgactccg	atggaacagt	1800
ttccagctgt	cgcaccagcc	ccggccggcc	ccagcatcgc	cccacatcag	cagccagacg	1860
gccagccagc	tgagcctgct	ccagcgcttc	tactgctcc	gcctcacggc	catcatggag	1920
aagcactcca	tgtccaacaa	gcacggctgg	acatggtcag	ttccaaagtt	catgaagagg	1980
atgaaagttc	ccgactacaa	agacaaggct	gtctttggcg	ttcctctcat	agtccacgtc	2040
caaagaacgg	gacagcccct	gcctcaaagt	attcagcaag	cactgagata	tctacgcagc	2100
aactgcctcg	atcaggtggg	tctttttcgc	aaatcaggag	tgaagtctcg	aatccatgcc	2160
cttcgcaaaa	tgaatgaaaa	cttccttgag	aacgtcaact	atgaagacca	gtctgcttat	2220
gatgtggcgg	atatggtgaa	acagttcttc	cgggacctcc	ctgagcctct	tttcaccaac	2280
aagctcagtg	agacctttct	ccatatctat	cagtatgtct	ccaaagagca	gcggtgcag	2340
gccgtgcagg	ctgccatcct	gctactggcc	gatgagaaca	gggaggtcct	gcagacgctc	2400
ttgtgtttcc	tgaacgacgt	cgtaacttg	gtggaagaga	atcagatgac	gccatgaac	2460
ctggcagtg	gtctggcccc	ctccctcttt	catcttaatt	tattgaagaa	agaaagctct	2520
ccacgagtca	tacagaagaa	atatgccact	gggaagccag	atcaaaagga	cctcaacgag	2580
aatctggcag	cagctcaggg	gctagcgcac	atgatcatgg	aatgcgacag	actttttgag	2640
gttccacacg	agttggtggc	ccagtctcgt	aactcgtatg	tggaggctga	gatccacgtg	2700
ccaaccctgg	aagaattggg	gacacagctg	gaggagagtg	gggcaacttt	ccacacttac	2760
ctgaaccatc	tcatccaggg	cctccagaaa	gaagccaagg	agaagttaa	aggatgggtc	2820
acgtgctcca	gcacggacaa	tacagatctt	gctttcaaaa	aggtgggcga	cggaaccctg	2880

ES 2 534 734 B1

ctgaagctgt ggaaggcttc tgtggaggtg gaagcacccc cctcagtggc cctgaaccgc 2940
 gtgctgagag agcgccacct gtgggacgag gactttgtgc agtggaaggt tgtggaaact 3000
 ctagacaggc aaacagagat ctaccagtat gtgctgaaca gcatggctcc ccatccttcc 3060
 agagactttg tggttctcag gacctgaaa actgatttgc ccaaaggaat gtgtaccctg 3120
 gtgtccctct ccgtggagca tgaggaagcc cagctcctgg gtgggtgtgcg agcagtgggtg 3180
 atggactcgc agtacttgat agaaccgtgt ggctctggca agtcaagact gactcacatc 3240
 tgcaggatag acctgaaagg tcaactccca gaatggtaca gcaaaggctt tggacatctg 3300
 tgtgcagcag aagttgccag gattagaaac tctttccagc ccctcattgc tgagggcca 3360
 gaaactaaaa tctgagtttt gccagtggtg acatcaaact caggggaagag gaagctaaag 3420
 tgacgagtggt ggcagagagt gtgcatgtga gaaagcgaga gaaagaggaa ctgaaggacg 3480
 cggttaatgc ctaaaaatgg aaacgttaag aagttggaat gttggagatg caagaatttc 3540
 caagaacttt cttagccttc ctggagatgg ctacatccct actaatataa ttttaaatg 3600
 agaactttat atatattact taaaattaaa tggactattc cttgtgcatt gcctaatttg 3660
 ctatttaaag gcttctaaga agcgtatacc taactgtaa taaatgtatg tatagcatat 3720
 gtacatatgt gtgtatatct ccatctttac tgtatatatg taaaatacca attttatata 3780
 gaattgtgtg ttttgaaaat gacggtgtct gactcagtga gtcccttccct cacacagttc 3840
 tttccaagtg gctctgggcc ccatctctcc actgtcctgt aagctgtgca gaacctgctg 3900
 ctaacaccaa ggtgtgaaca tgccctgatg cctaaccaa gatgagttaa ccaaaggaaa 3960
 ataacattaa aggagactta tgtgttaacg ctttgtttct gctattcaaa aactgagagt 4020
 ggagatctgg gataaagcaa ggaaataata attactcctc cttaaagcaa atgggggggt 4080
 gagaagtcac taccaaattt aaagctagat gaggagttgc cactgggcc agtaagatgg 4140
 aatttcagtg agatatggac caccggagtc agcgagagt actgaaacag aagcgatacc 4200
 tctcgctccc atgcccata ctacagacc caagtcaaga tgaatatcat agcctttact 4260
 tcttcacagc caaagggagc ccctgtgttg tctcaagttt ttataaatac atttcataat 4320
 gttattaaat gtcattctat ttgaccagtg gcctatttgg tcacagttaa ttgggtgttt 4380
 cttattgcac tgaattcaac tccagacacc atacaaagg agatgatggc cattccgttc 4440
 aaatcctaga tcgttacagc ttcaggaat tcatattttg ttatgtgtag gatactctta 4500
 aaatgtaatt cattaaactt ttacaatctg aaagacaggg tttttaacta acatgagacc 4560
 aaaactatgt tctttgatta gttttagata gtataatcgg gtttattaat tcttctgtgt 4620

ES 2 534 734 B1

ttcttcacta gccagtccaa gctacctatg catttgaccc aaccttattt attattgtac 4680
 agatgaagcg aattgactcc ctttagccaa ctgctaattg atcgaatgtg ctttttattg 4740
 taattcaaca gctatagaga gaaagataac ttattgtgtg tttgatttca gggagagaga 4800
 ttttctttgg tcatccataa tagagattga taagatttag caactgggtg tggagaaaaa 4860
 aagaaaagca aatgagtgtt ttcaggtttt tttgcattat atgcatttat gtaatgtttc 4920
 tgttatcagc aatgtgcaat tattttattg agaggaataa aaaagctttc tatgagtttg 4980
 gtatggtgcg aggaaaatct tacagtttga attatgacct agaaattttt cattcccata 5040
 tctacctaa gagggaagcag taaatccata atttacctt tgggcaatgc tttgtgagca 5100
 aaacaaagtc acttctgcca taacatcttg aatttaacca tatatgccag attactttat 5160
 atgcatcaac aagatcacca gtgaagttta atctagctaa aactgggtcc tgctcctgag 5220
 atgggatcct atgtgttttg aaaacgtgat aggcacacga ggatgagtgg ctttgatcgc 5280
 cccagagagg tgcttgtcca gatttcacat gcacatgaat tgctgggga tcttgtgaaa 5340
 ctgcagactc tgctccaagt aatctgggct gggcctgaga ttctgcattt ctaaggagtc 5400
 tcagggatgc ctatgctgct ggctaaaaac cacactcaga aacgaggacc tagaagatcc 5460
 ctaaaacaga ataagaacaa atgtgattgt atttctgatt ctccctctct tcgaattatc 5520
 tgactttttt gtttttgtgc acatagtaat catatcaccg ctgcataaca acacagtgca 5580
 tctttttaa acaaggaaaa gggaaaaaaa ggagaaaaaa cgatgcatca agcttgtttg 5640
 tcaaatacca cagtatttta ttcattgtta tcttgccaat ggaaataaag tatgatattg 5700
 catttaaata ttatatttat acctcatgta tatttttacc tcaattgttg atatcaatca 5760
 tcaattgtaa ataaataatt gccaaaggca ataaatttat atatattaaa tatttcctat 5820
 tttctataaa ataaaa 5836

<210> 79
 <211> 2877
 <212> DNA
 <213> Homo sapiens

<400> 79
 aaaccaggca caccattgat caggctagaa tgatgtggac cagtctcaca gacaacagcc 60
 aagcacagag gaaatattag ctggcagaga taacgaagag aaaacactcg gtgacagatg 120
 caccatctgt cagtttctga ggagcagttt tcaagaaagc tgaaaatgaa ttgaagaaga 180
 gaggggtttt gtttgaaagg tacagcacag cctaaggaca attttaacaa aaaaattgag 240
 gcaaaagaag catgtgactg gctccgtgct gccgggttcc cgcaatacgc tcagttatat 300

ES 2 534 734 B1

gaggattcac aatttcccat caacattgtg gctgtcaaga atgatcatga ttttcttgaa 360
aaggaccttg tagaacctct ttgcagacga ctaaatacgt tgaacaagtg tgcctcaatg 420
aaacttgatg tgaacttcca aaggaaaaag ggtgacgact ccgatgagga agatctttgt 480
atcagcaaca aatggacttt ccaaagaacc agtcgcaggt ggtctcgtgt ggacgacctc 540
tacacgctgc tccctcgagg agacagaaat gggtcaccgg gaggcacggg gatgaggaac 600
acgaccagca gtgagagcgt cctcacagac ctgagcgagc ctgaggtctg ctccattcac 660
agcgaaagca gtggaggcag cgacagtcgc agccagccgg gccagtgctg tacagacaac 720
ccggtcatgc tggatgcccc actcgtcagc agcagcctcc cacagcccc cagagatgtc 780
ctcaaccacc ctttccaccc caagaatgag aagcccacga gggctagggc caaatcattt 840
ttgaaacgca tggaaacact ccgagggaaag ggagcccacg ggaggcataa ggggtctggg 900
cggacaggtg gcctggtgat cagtgggccc atgttgcagc aggagccaga gtcctttaag 960
gctatgcagt gcatccaaat accaaatgga gatctccaga attcgcgcgc acctgcctgc 1020
agaaaagggc tcccatgctc tggcaagtcg agtggcgaga gcagcccgtc ggagcacagc 1080
agcagcgggg tgagcacgcc ctgcctgaag gaacgcaagt gccacgaggc caacaagcgc 1140
gggggcatgt acttgaggga cctagatgtg ctggcgggga cagcaactgcc ggatgcaggg 1200
gaccaaagcc gtatgcatga atttacttcc caagagaatt tgggtggtgca tattcccaag 1260
gatcacaac caggaacatt cccaaggca ctttctattg aaagcctctc tcccacagat 1320
agtagcaatg gggttaattg gaggaccggt agcatctccc tgggcagaga gcaggtccct 1380
ggtgccaggg agccccggct catggcgtcc tgccacagag ccagccgagt cagtatctat 1440
gacaatgtcc ctggctccca tctgtatgcc agcacaggag atcttttgga cttggagaaa 1500
gatgaccttt tccctcactt ggatgacatt ctgcagcatg tcaatgggct ccaagaggta 1560
gtcgatgact ggtccaaaga tgtcttgctt gaactgcaa ctcatgatac attggttggg 1620
gaacctggct tatccacctt tccatctcct aatcagatca ccttagattt tgaaggtaac 1680
tctgtctcag aaggtcggac gacaccaggt gatgtgaaa gagatgtaac atctcttaat 1740
gaatctgagc ctctgggggt cagagacagg agggattctg gtgtaggggc ctctctgacc 1800
aggccaaaca ggcgactccg atggaacagt ttccagctgt cgcaccagcc ccggccggcc 1860
ccagcatcgc cccacatcag cagccagacg gccagccagc tgagcctgct ccagcgcttc 1920
tactgctcc gcctcacggc catcatggag aagcactcca tgtccaacaa gcacggctgg 1980
acatggtcag ttccaaagtt catgaagagg atgaaagttc ccgactacaa agacaaggct 2040

ES 2 534 734 B1

gtctttggcg ttcctctcat agtccacgtc caaagaacgg gacagcccct gcctcaaagt	2100
atlcagcaag cactgagata tctacgcagc aactgcctcg atcaggtggg tctttttcgc	2160
aatcaggag tgaagtctcg aatccatgcc cttcgccaaa tgaatgaaaa cttccctgag	2220
aacgtcaact atgaagacca gtctgcttat gatgtggcgg atatggtgaa acagttcttc	2280
cgggacctcc ctgagcctct tttaccaaac aagctcagtg agacctttct ccatactat	2340
cagtgtaagt ggaaataatg agattggtgt tctcgtgggc atccttccac ttaaatgaaa	2400
ataattccct atagattgag ttttaattat acgaataata catcaatcca taaagatgta	2460
tgtaatcctg ctctcctcta cggaagtaac ttttgctcaa agtttgatat ggaaatccac	2520
aagccatfff tttatgcatt tgaaaatacc tttttgacat caaaatattc cttctcaaaa	2580
gagttttgtg tatgatctaa aacaaacttt caatacattt acaaaaattt aaaatgaaaa	2640
agggacacaa tagaagttgt tttatatata ggtatttatt aaaacttatt caatftttta	2700
aaaaagtaag catttctttg ggatatagga aattcaaagt gacatgaatt aaaatgacag	2760
gaaataaaaa caaatgtatt ttagcacaaa gtatcttcat tggtgaaaag taagcaaacc	2820
aatcaagtc ttaagcttaa ataaacttat ttatatfttc aaaaaaaaaa aaaaaaa	2877

<210> 80
 <211> 2825
 <212> DNA
 <213> Homo sapiens

<400> 80 cggaaacatg agagaggact atcatctgct ccttgctctg aatttctttg aacctccatg	60
ctggaaccct cctcagttct ccatgcaaac gttaaccagg cccctttgtg gtgcttgggtg	120
ctgctgctggg gcagagaatg caaagacact gtctgtgggtg ggaaacagaa aagcagagtg	180
aaccacacat tccagcgcgg ggaaattgag gcaaaagaag catgtgactg gctccgtgct	240
gccgggttcc cgcaatacgc tcagttatat gaggattcac aatttcccat caacattgtg	300
gctgtcaaga atgatcatga ttttcttgaa aaggacctg tagaacctct ttgcagacga	360
ctaaatacgt tgaacaagtg tgctcaatg aaacttgatg tgaacttcca aaggaaaaag	420
ggtgacgact ccgatgagga agatctttgt atcagcaaca aatggacttt ccaagaacc	480
agtcgcaggt ggtctcgtgt ggacgacctc tacacgctgc tccctcgagg agacagaaat	540
gggtcaccgg gaggcacggg gatgaggaac acgaccagca gtgagagcgt cctcacagac	600
ctgagcgagc ctgaggtctg ctccattcac agcgaaagca gtggaggcag cgacagtcgc	660

ES 2 534 734 B1

agccagccgg gccagtgctg tacagacaac cgggtcatgc tggatgcccc actcgtcagc	720
agcagcctcc cacagccccc cagagatgtc ctcaaccacc ccttccaccc caagaatgag	780
aagcccacga gggctagggc caaatcattt ttgaaacgca tggaaacact ccgagggag	840
ggagcccacg ggaggcataa ggggtctggg cggacaggtg gcctgggtgat cagtgggccc	900
atgttgacgc aggagccaga gtcctttaag gctatgcagt gcatccaaat accaaatgga	960
gatctccaga attcgcgcc acctgcctgc agaaaagggc tcccatgctc tggcaagtcg	1020
agtggcgaga gcagcccgtc ggagcacagc agcagcgggg tgagcacgcc ctgcctgaag	1080
gaacgcaagt gccacgaggc caacaagcgc gggggcatgt acttggagga cctagatgtg	1140
ctggcgggga cagcactgcc ggatgcaggg gaccaaagcc gtatgcatga atttactcc	1200
caagagaatt tgggtggtgca tattcccaag gatcacaac caggaacatt cccaaggca	1260
ctttctattg aaagcctctc tcccacagat agtagcaatg gggttaattg gaggaccggt	1320
agcatctccc tgggcagaga gcaggtccct ggtgccaggg agccccggct catggcgtcc	1380
tgccacagag ccagccgagt cagtatctat gacaatgtcc ctggctccca tctgtatgcc	1440
agcacaggag atcttttggg cttggagaaa gatgaccttt tccctcactt ggatgacatt	1500
ctgcagcatg tcaatgggct ccaagaggta gtcgatgact ggtccaaaga tgtcttgctt	1560
gaactgcaaa ctcatgatac attgggtggg gaacctggct tatccacctt tccatctcct	1620
aatcagatca ccttagattt tgaaggtaac tctgtctcag aaggtcggac gacaccagt	1680
gatgtggaaa gagatgtaac atctcttaat gaatctgagc ctctgggggt cagagacagg	1740
agggattctg gtgtaggggc ctctctgacc aggccaaaca ggcgactccg atggaacagt	1800
ttccagctgt cgcaccagcc ccggccggcc ccagcatcgc cccacatcag cagccagacg	1860
gccagccagc tgagcctgct ccagcgcttc tcaactgctcc gcctcacggc catcatggag	1920
aagcactcca tgtccaacaa gcacggctgg acatggtcag ttccaaagtt catgaagagg	1980
atgaaagttc ccgactacaa agacaaggct gtctttggcg ttctctcat agtccacgtc	2040
caaagaacgg gacagcccct gcctcaaagt attcagcaag cactgagata tctacgcagc	2100
aactgcctcg atcaggagtg aagtctcgaa tccatgccct tcgccaaatg aatgaaaact	2160
tccctgagaa cgtcaactat gaagaccagt ctgcttatga tgtggcggat atggtgaaac	2220
agttcttccg ggacctccct gagcctcttt tcaccaacaa gctcagtgag accttctcc	2280
atatctatca gtgtaagtgg aaataatgag attgggtgtc tcgtgggcat ccttccactt	2340
taatgaaaat aattccctat agattgagtt ttaattatac gaataataca tcaatccata	2400

ES 2 534 734 B1

aagatgatg taatcctgct ctctctacg gaagtaactt ttgctcaaag tttgatatgg	2460
aatccacaa gccatthttt tatgcatttg aaaatacctt tttgacatca aaatattcct	2520
tctcaaaaga gttttgtgta tgatctaaaa caaactttca atacatttac aaaaatttaa	2580
aatgaaaaag ggacacaata gaagttgttt tatatatagg tatttattaa aacttattca	2640
atthttttaa aaagtaagca tttctttggg atataggaaa ttcaaagtga catgaattaa	2700
aatgacagga aataaaaaaca aatgtattht agcacaaagt atcttcattg gtgaaaagta	2760
agcaaaccaa atcaagtctt aagcttaaat aaacttattt atatthttcaa aaaaaaaaaa	2820
aaaaa	2825

<210> 81
 <211> 6661
 <212> DNA
 <213> Homo sapiens

<400> 81 gtttcccggc atgCGCCGCG gaggaagaga cggagtcgac aataacaaac caagccgCGG	60
cggtgtccgc ggccctgccg agccctcggc gttgcctcag aatccccag tcgctgggc	120
ccctcggtc tgacaggccg cggccttctg tccccggcc ccagaccag agccgagggg	180
cctgctcgcg tccttgctcg cccggacccc tccctgcctc ctagagtctg gggcgcggc	240
gggCGGGCGC ccgggacgcc ggcggttggtg tcggcttagc ggtgcCGAAT gggcggttg	300
taaccgctgc cgaggactag gcggcggcgg aagatggtgc cgggggtcgc tggctctgct	360
gctgccgccc gcgaaggagg aggcgttgcc ggtthttctga gthtaaccag taatgccatt	420
cagttGCCAA tctcaagcaa agcaaacata agccagthtt aatctacttht ttaagaaaag	480
tggtagtcct thtcacagtg cctgacgtaa ctgtatcaga gggtgaggta taagctcaca	540
gaattcagat aaatcatcat gaagttatat gtatthttctgg thtaactgg aactactcta	600
acatthtgaca ctgaacttac agtgcaaact gtggcagacc thtaagcatgc cattcaaagc	660
aaatacaaga ttgctattca acaccaggtg ctggtggtca atggaggaga atgcatggct	720
gcagatcgaa gagtgtgtac ctacagtgct gggacggata caaatccaat thttctthtt	780
aacaaagaaa tgatcttatg tgatcgtcca cctgctattc cthaaactac cthttcgaca	840
gaaaatgaca tggaaataaa agttgaagaa tctcttatga tgctgcagt thttcatact	900
gttgcttcaa ggacacagct tgcatthgaa atgtatgaag thgccaagaa actthgttct	960
thttgtgaag gtcttgtaaca tgatgaacat cthcaacacc aaggctgggc tgcaatcatg	1020
gccaacctgg aggactgttc aaatcatac caaaagctac thttcaagtt tgaaagtatt	1080

ES 2 534 734 B1

tattcaaatt atctgcagtc catagaagac atcaagttaa aacttactca tttaggaact	1140
gcagtttcag taatggccaa gattccactg ttggagtgcc taaccagaca tagttacaga	1200
gaatgtttg gaagactgga ttctttacct gaacatgaag actcagaaaa agctgagatg	1260
aaaagatcca ctgaactggt gctctctcct gatatgccta gaacaactaa cgaatctttg	1320
ttaacctcat ttcccaagtc agtggaaacat gtgtccccag atacccgaga tgctgaaagt	1380
ggcaaagaaa ttagggaatc ttgtcaaagt actgttcacg agcaagatga aactacgatt	1440
gacactaaag atggtgatct gccctttttt aatgtctctt tgttagactg gataaatggt	1500
caagatagac ctaatgatgt ggaatctttg gtcaggaagt gctttgattc tatgagcagg	1560
cttgatccaa ggattattcg accatttata gcagaatgcc gtcaaactat tgccaaactt	1620
gataatcaga atatgaaagc cattaagga cttgaagatc ggctctacgc cctggaccag	1680
atgattgcta gctgtggccg actggtgaat gaacagaaag agcttgctca gggattttta	1740
gctaatacaga agagagctga aaacttaaag gatgcatctg tattacctga tttatgcctg	1800
agtcacgcaa atcagttgat gattatgttg caaaatcata gaaaactggt agatattaag	1860
cagaagtgta cactgccaa acaagaacta gcaaataacc tacatgtcag actgaagtgg	1920
tgttgctttg taatgottca tgctgatcaa gatggagaga agttacaagc tttgctccgc	1980
ctcgtaatag agctgttaga aagagtcaaa attggtgaag ctcttagtac agttcctcag	2040
atgtactgct tagctgttgt tgaggttgta agaagaaaaa tgttcataaa aactacagc	2100
gagtgggctg gtgcttttagt caaagatgga aagagattat atgaagcaga aaaatcaaaa	2160
agggaaatcct ttgggaaatt atttaggaag tcttttttaa gaaatcgtct gtttagggga	2220
ctggactcct ggcccccttc cttttgtact caaaagcctc gaaagtttga ctgtgaactt	2280
ccagatattt cattaanaaga tttacagttt ctgcaatcat tttgtccttc ggaagttcag	2340
ccattcctca gggttccctt actttgtgac tttgaacctc tacaccagca tgtacttgct	2400
ctacataatt tggtaaaagc agcaciaagt ttggatgaaa tgtcacagac cattacagat	2460
ctactgagtg aacaaaaggc atctgtgagt cagacatccc cacagtctgc ttcttcacca	2520
aggatggaag gtacagcagg aattacaact actacctcac cgagaactcc tccaccactg	2580
actgttcagg atcccttatg tctgtcagtt tgtcccttag aagaattatc tccagatagt	2640
attgatgcac atacgtttga ttttgaact attccccatc caaacataga acagactatt	2700
caccaagttt cttagactt ggattcatta gcagaaagtc ctgaatcaga ttttatgtct	2760
gctgtgaatg agtttgtaat agaagaaaat ttgtcgtctc ctaatcctat aagtgatcca	2820

ES 2 534 734 B1

caaagcccag aatgatggt ggaatcactt tattcatcag ttatcaatgc gatagacagt 2880
 agacgaatgc aggatacaaa tgtatgtggt aaggaggatt ttggagatca tacttctctg 2940
 aatgtccagt tggaaagatg tagagttggt gcccaagact ctacttcag tatacaaacc 3000
 attaaggaag acctttgcca ctttagaaca tttgtacaaa aagaacagtg tgacttctca 3060
 aattcattaa aatgtacagc agtagaata agaaacatta ttgaaaaagt aaaatgttct 3120
 ctggaaataa cactaaaaga aaaacatcaa aaagaactac tgtctttaa aaatgaatat 3180
 gaaggtaaac ttgacggact aataaaggaa actgaagaga atgaaaacaa aattaataaa 3240
 ttgaagggag agttagtatg ccttgaggag gttttacaaa ataaagataa tgaatttgct 3300
 ttggttaaac atgaaaaaga agctgtaatc tgccctgcaga atgaaaagga tcagaagttg 3360
 ttagagatgg aaaatataat gcactctcaa aattgtgaaa ttaaagaact gaagcagtca 3420
 cgagaaatag tgttagaaga cttaaaaaag ctccatgttg aaaatgatga gaagttacag 3480
 ttattgaggg cagaacttca gtccttgag caaagtcac taaaggaatt agaggacaca 3540
 cttcaggtta ggcacataca agagtttgag aaggttatga cagaccacag agtttctttg 3600
 gaggaattaa aaaaggaaaa ccaacaata attaatacaa tacaagaatc tcatgctgaa 3660
 attatccagg aaaaagaaaa acagttacag gaattaaac tcaaggtttc tgatttgtca 3720
 gacacgagat gcaagttaga ggttgaactt gcgttgaagg aagcagaaac tgatgaaata 3780
 aaaattttgc tggaaagaaag cagagcccag cagaaggaga ccttgaaatc tcttcttgaa 3840
 caagagacag aaaatttgag aacagaaatt agtaaactca accaaaagat tcaggataat 3900
 aatgaaaatt atcaggtggg cttagcagag ctaagaactt taatgacaat tgaaaaagat 3960
 cagtgtatth ccgagttaat tagtagacat gaagaagaat ctaatatact taaagctgaa 4020
 ttaaacaag taacatcttt gcataaccaa gcatttgaaa tagaaaaaaa ctaaaaagaa 4080
 caaataattg aactgcagag taaattggat tcagaattga gtgctcttga aagacaaaaa 4140
 gatgaaaaaa ttaccaaca agaagagaaa tacgaagcta ttatccagaa ccttgagaaa 4200
 gacagacaaa aattggtcag cagccaggag caagacagag aacagttaat tcagaagctt 4260
 aattgtgaaa aagatgaagc tattcagact gccctaaaag aatttaaatt ggagagagaa 4320
 gttgttgaga aagagttatt agaaaaagtt aaacatcttg agaatcaaat agcaaaaagt 4380
 cctgccattg actctaccag aggagattct tcaagcttag ttgctgaact tcaagaaaag 4440
 cttcaggaag aaaaagctaa gtttctagaa caacttgaag agcaagaaaa aagaaagaat 4500
 gaagaaatgc aaaatgttcg aacatctttg attgcggaac aacagaccaa tttaacact 4560

ES 2 534 734 B1

gttttaacaa gagagaaaat gagaaaagaa aacataataa atgatcttag tgataagttg 4620
 aaaagtacaa tgcagcaaca agaacgggat aaagatttga tagagtcact ttctgaagat 4680
 cgagctcggt tgcttgagga aaagaaaaag cttgaagaag aagtcagtaa gttgcgtagt 4740
 agcagttttg ttccttcacc atatgtagct acagccccag aactttatgg agcttgtgca 4800
 cctgaactcc caggtgaatc agatagatcc gctgtggaaa cagcagatga aggaagagtg 4860
 gattcagcaa tggagacaag catgatgtct gtacaagaaa atattcatat gttgtctgaa 4920
 gaaaaacagc ggataatgct gttagaacga acattgcaat tgaagaaga agaaaataaa 4980
 cggttaaatc aaagactgat gtctcagagc atgtcttcag tatcttcaag gcattctgaa 5040
 aagatagcta ttagagattt tcaggtggga gatttggtac tcatcatcct agacgaacgc 5100
 catgacaatt atgtgttatt tactgttagt cctactttat attttctaca ttcagagtct 5160
 ctacctgcc tgatctcaa accagcttca ggtgcatcta gaagaccctg ggtacttggga 5220
 aaagtaatgg aaaaagaata ctgtcaagcc aaaaaggcac aaaacagatt taaagttcct 5280
 ttggggacaa agttttacag agtgaaagcc gtatcatgga ataagaaagt ataacttatg 5340
 gacaaaatta atacattcta tgacatTTTT ttctgatttg tcttgcagtg ctcatcctc 5400
 actccaaaaa cagcaggcca tctttttatg caaaagtcag cgtgacaata tacttctctg 5460
 gtgtacatcg tttactTTTT aactggcttc attttaggaa taataaatc atcagaatcc 5520
 ttggctgaat taaaatgggt tttgtTTTT ggTTTTTTTT tttaccaga caactctaga 5580
 aatgctgacc aaactacttc attttctcaa agggcatacc ttgtgcattg tggcttatga 5640
 tgagccatat taattgcctg ttaaataac actagcttga acttagatgt taaatgttat 5700
 tattaccagc atttgtcctt ttgtgaaatc agtatcagaa tacttgcact cttaacaca 5760
 ttctttataa aatgtataaa ttattcagaa ctatttaaaa taaagaggag tgttattgca 5820
 tgctgataat cattttgagt ttgcctcagt agatactaaa gcaaattggt tcagtttttt 5880
 taaatgcctt ttgatgtttc aaaaaaaaaa aggaactgta atttgattga ctgattttaa 5940
 gatcagccat aagtaatcag caatcttcaa aagcactttc agtggattgg tcatctgggt 6000
 tctaaaggga agagtctgtg ctactaacca tttcaaagtc agactcaaac cttccaaca 6060
 tctttatgac tctagaataa tcatattgat gaaatcgtaa tcatgggtg agtttcagaa 6120
 caaaagatat tcattgcaca ttaaccattt agaggtcatt taaataaca aatattgtat 6180
 tgtaaaagaa ctgtacaatt ttaaacaat aaagatttga acctgtaaat gtgtgtgcct 6240
 ttaaagaag gatacatTTT taatatattt gagtgattgc tgggaagtgt gaaaatattg 6300

ES 2 534 734 B1

ttatgtatca tatcaaagag aaacatgttt attacaaaaa tgttctttaa ctatatacta	6360
tgtaacaggg taaacagtgt tatgtagaat agaattgtgt aaactagatc tttagagaag	6420
ttgccattga gcaaagttat ttaaatagagt tagttgagtt ggatgagaat tgtttgaggt	6480
ttgttgctag agaacaataa taaaataatt ctttttcaga aaatatttaa tttcttcata	6540
aaaataagtt aaatattttt ttaaataatgt atatctaata gtacaaaatg gaataaacat	6600
catagtgtat agaaaactga atttgacaag ttaatgaata aatgaacaaa tgatttcaaa	6660
a	6661

<210> 82
 <211> 6670
 <212> DNA
 <213> Homo sapiens

<400> 82 gtttcccggc atgcgccgcg gaggaagaga cggagtcgac aataacaaac caagccgcg	60
cggtgtccgc ggccctgccg agccctcggc gttgcctcag aatccccag tcgctgggc	120
ccctcggctc tgacaggccg cggccttctg tccccggcc ccagaccag agccgagggg	180
cctgctcgcg tccttgtccg cccggacccc tccctgcctc ctagagtctg gggccgcggc	240
gggcggggcg ccgggacgcc ggcggttggtg tcggcttagc ggtgcccgaat gggcggttg	300
taaccgctgc cgaggactag gcggcggcgg aagatggtgc cgggggtcgc tggctctgct	360
gctgccgccg gcgaaggagg aggcgttgcc ggttttctga gtttaaccag taatgccatt	420
cagttgcaa tctcaagcaa agcaaacata agccagtttt aatctacttt ttaagaaaag	480
tggtagtcct tttcacagtg cctgacgtaa ctgtatcaga gggtgaggta taagctcaca	540
gaattcagat aaatcatcat gaagttatat gtatttctgg ttaacactgg aactactcta	600
acatttgaca ctgaacttac agtgcaaact gtggcagacc ttaagcatgc cattcaaagc	660
aaatacaaga ttgctattca acaccaggtg ctggtggtca atggaggaga atgcatggct	720
gcagatcgaa gagtgtgtac ctacagtgct gggacggata caaatccaat ttttctttt	780
aacaaagaaa tgatcttatg tgatcgtcca cctgctattc ctaaaactac cttttcgaca	840
gaaaatgaca tggaaataaa agttgaagaa tctcttatga tgctgcagt ttttcatact	900
gttgcttcaa ggacacagct tgcatggaa atgtatgaag ttgccaaaga actttgttct	960
ttttgtgaag gtcttgtaca tgatgaacat cttcaacacc aaggctgggc tgcaatcatg	1020
gccaacctgg aggactgttc aaattcatac caaaagctac ttttcaagtt tgaaagtatt	1080

ES 2 534 734 B1

tattcaaatt atctgcagtc catagaagac atcaagttaa aacttactca tttaggaact	1140
gcagtttcag taatggccaa gattccactg ttggagtgcc taaccagaca tagttacaga	1200
gaatgtttg gaagactgga ttctttacct gaacatgaag actcagaaaa agctgagatg	1260
aaaagatcca ctgaactggt gctctctcct gatatgccta gaacaactaa cgaatctttg	1320
ttaacctcat ttcccaagtc agtggaaatc gtgtccccag atacccgaga tgctgaaagt	1380
ggcaaagaaa ttagggaatc ttgtcaaagt actgttcatac agcaagatga aactacgatt	1440
gacactaaag atgggtgatct gccctttttt aatgtctctt tgttagactg gataaatggt	1500
caagatagac ctaatgatgt ggaatctttg gtcaggaagt gctttgattc tatgagcagg	1560
cttgatccaa ggattattcg accatttata gcagaatgcc gtcaaaactat tgccaaactt	1620
gataatcaga atatgaaagc cattaagga cttgaagatc ggctctacgc cctggaccag	1680
atgattgcta gctgtggccg actggtgaat gaacagaaa agcttgctca gggatTTTTA	1740
gctaatacaga agagagctga aaacttaaag gatgcatctg tattacctga tttatgcctg	1800
agtcacgcaa atcagttgat gattatgttg caaaatcata gaaaactggt agatattaag	1860
cagaagtgta cactgcctaa acaagaacta gcaaataacc tacatgtcag actgaagtgg	1920
tgttgctttg taatgcttca tgctgatcaa gatggagaga agttacaagc tttgctccgc	1980
ctcgtaatag agctgttaga aagagtcaaa attggtgaag ctcttagtac agttcctcag	2040
atgtactgct tagctgttgt tgaggttgta agaagaaaaa tgttcataaa aactacagc	2100
gagtgggctg gtgcttttagt caaagatgga aagagattat atgaagcaga aaaatcaaaa	2160
agggaatcct ttgggaaatt atttaggaag tcttttttaa gaaatcgtct gtttagggga	2220
ctggactcct ggcccccttc cttttgtact caaaagcctc gaaagtttga ctgtgaactt	2280
ccagatattt cattaaaaga tttacagttt ctgcaatcat tttgtccttc ggaagttcag	2340
ccattcctca gggttccctt actttgtgac tttgaacctc tacaccagca tgtacttgct	2400
ctacataatt tggtaaaagc agcaciaagt ttggatgaaa tgtcacagac cattacagat	2460
ctactgagtg aacaaaaggc atctgtgagt cagacatccc cacagtctgc ttcttcacca	2520
aggatggaag gtacagcagg aattacaact actacctcac cgagaactcc tccaccactg	2580
actgttcagg atcccttatg tctgtcagtt tgtcccttag aagaattatc tccagatagt	2640
attgatgcac atacgtttga ttttgaaact attccccatc caaacataga acagactatt	2700
caccaagttt cttagactt ggattcatta gcagaaagtc ctgaatcaga ttttatgtct	2760
gctgtgaatg agtttgtaat agaagaaaat ttgtcgtctc ctaatcctat aagtgatcca	2820

ES 2 534 734 B1

caaagcccag aatgatggt ggaatcactt tattcatcag ttatcaatgc gatagacagt 2880
 agacgaatgc aggatacaaa tgtatgtggt aaggaggatt ttggagatca tacttctctg 2940
 aatgtccagt tggaaagatg tagagttggt gcccaagact ctcaattcag tatacaaacc 3000
 attaaggaag acctttgcca ctttagaaca tttgtacaaa aagaacagtg tgacttctca 3060
 aattcattaa aatgtacagc agtagaata agaaacatta ttgaaaaagt aaaatgttct 3120
 ctggaaataa cactaaaaga aaaacatcaa aaagaactac tgtctttaa aaatgaatat 3180
 gaaggtaaac ttgacggact aataaaggaa actgaagaga atgaaaacaa aattaaanaa 3240
 ttgaagggag agttagtatg ccttgaggag gttttacaaa ataaagataa tgaatttgct 3300
 ttggttaaac atgaaaaaga agctgtaatc tgccctgcaga atgaaaagga tcagaagttg 3360
 ttagagatgg aaaatataat gcactctcaa aattgtgaaa ttaaagaact gaagcagtca 3420
 cgagaaatag tgttagaaga cttaaaaaag ctccatgttg aaaatgatga gaagttacag 3480
 ttattgaggg cagaacttca gtccttgag caaagtcac taaaggaatt agaggacaca 3540
 cttcaggtta ggcacataca agagtttgag aaggttatga cagaccacag agtttctttg 3600
 gaggaattaa aaaaggaaaa ccaacaata attaatacaa tacaagaatc tcatgctgaa 3660
 attatccagg aaaaagaaaa acagttacag gaattaaac tcaaggtttc tgatttgtca 3720
 gacacgagat gcaagttaga ggttgaactt gcggtgaagg aagcagaaac tgatgaaata 3780
 aaaattttgc tggaaagaaag cagagcccag cagaaggaga ccttgaaatc tcttcttgaa 3840
 caagagacag aaaatttgag aacagaaatt agtaaactca accaaaagat tcaggataat 3900
 aatgaaaatt atcaggtggg cttagcagag ctaagaactt taatgacaat tgaaaaagat 3960
 cagtgtatth ccgagttaat tagtagacat gaagaagaat ctaatatact taaagctgaa 4020
 ttaaacaag taacatcttt gcataaccaa gcatttgaaa tagaaaaaaa cctaaaagaa 4080
 caaataattg aactgcagag taaattggat tcagaattga gtgctcttga aagacaaaaa 4140
 gatgaaaaaa ttaccaaca agaagagaaa tacgaagcta ttatccagaa ccttgagaaa 4200
 gacagacaaa aattggtcag cagccaggag caagacagag aacagttaat tcagaagctt 4260
 aattgtgaaa aagatgaagc tattcagact gccctaaaag aatttaaatt ggagagagaa 4320
 gttgttgaga aagagttatt agaaaaagtt aaacatcttg agaatcaaat agcaaaaagt 4380
 cctgccattg actctaccag aggagattct tcaagcttag ttgctgaact tcaagaaaag 4440
 cttcaggaag aaaaagctaa gtttctagaa caacttgaag agcaagaaaa aagaaagaat 4500
 gaagaaatgc aaaatgttcg aacatctttg attgcggaac aacagaccaa tttaacact 4560

ES 2 534 734 B1

gttttaacaa gagagaaaat gagaaaagaa aacataataa atgatccttag tgataagttg	4620
aaaagtacaa tgcagcaaca agaacgggat aaagatttga tagagtcact ttctgaagat	4680
cgagctcgtt tgcttgagga aaagaaaaag cttgaagaag aagtcagtaa gttgcgtagt	4740
agcagttttg ttccttcacc atatgtagct acagccccag aactttatgg agcttgtgca	4800
cctgaactcc caggtgaatc agatagatcc gctgtggaaa cagcagatga aggaagagtg	4860
gattcagcaa tggagacaag catgatgtct gtacaagaaa atattcatat gttgtctgaa	4920
gaaaaacagc ggataatgct gttagaacga acattgcaat tgaagaaga agaaaataaa	4980
cggttaaadc aaagactgat gtctcagagc atgtcttcag tatcttcaag gcattctgaa	5040
aagatagcta ttagagattt tcaggtggga gatttggtac tcatcatcct agacgaacgc	5100
catgacaatt atgtgttatt tactgttagt cctactttat attttctaca ttcagagtct	5160
ctacctgcc tg gatctcaa accaggtgag ggtgcttcag gtgcatctag aagaccctgg	5220
gtacttgga aagtaatgga aaaagaatac tgtcaagcca aaaaggcaca aaacagattt	5280
aaagttcctt tggggacaaa gttttacaga gtgaaagccg tatcatggaa taagaaagta	5340
taacttatgg acaaaaattaa tacattctat gacatTTTTT tctgatttgt cctgcagtgc	5400
tcattcatca ctccaaaaac agcaggccat ctttttatgc aaaagtcagc gtgacaatat	5460
acttcaactg tgtacatcgt ttacttttta actggcttca ttttaggaat aataaattca	5520
tcagaatcct tggctgaatt aaaatggttt ttgttttttg gttttttttt ttaccagac	5580
aactctagaa atgcggaaca aactacttca ttttctcaaa gggcatacct tgtgcattgt	5640
ggcttatgat gagccatatt aattgcctgt taaatataca ctagcttgaa cttagatgtt	5700
aatgttatt attaccagca tttgtccttt tgtgaaatca gtatcagaat acttgcactc	5760
tttaacacat tctttataaa atgtataaat tattcagaac tattttaaataa aaagaggagt	5820
gttattgcat gctgataatc attttgagtt tgcctcagta gatactaaag caaattgttt	5880
cagttttttt aaatgccctt tgatgtttca aaaaaaaaaa ggaactgtaa tttgattgac	5940
tgattttaag atcagccata agtaatcagc aatcttcaaa agcactttca gtggattggt	6000
catctggggt ctaaagggaa gagtctgtgc tactaacat ttcaaatgca gactcaaacc	6060
ttccaacat ctttatgact ctagaataat catattgatg aaatcgtaat tcatggttga	6120
gtttcagaac aaaagatatt cattgcacat taaccattta gaggtcattt aaataacaaa	6180
atattgtatt gtaaaagaac tgtacaattt taaaacaata aagatttgaa cctgtaaatg	6240
tgtgtgcctt ttaaagaagg atacatTTTT aatatatttg agtgattgct ggaagtgtg	6300

ES 2 534 734 B1

```

aaaatattgt tatgtatcat atcaaagaga aacatgttta ttacaaaaat gttctttaac      6360
tatatactat gtaacagggt aaacagtgtt atgtagaata gaattgtgta aactagatct      6420
ttagagaagt tgccattgag caaagttatt taaatgagtt agttgagttg gatgagaatt      6480
gtttgaggtt tgttgctaga gaacaataat aaaataattc tttttcagaa aatatttaac      6540
ttcttcataa aaataagtta aatatttttt taaatatgta tatctaatag tacaaaatgg      6600
aataaacatc atagtgtata gaaaactgaa tttgacaagt taatgaataa atgaacaaat      6660
gatttcaaaa                                     6670

```

```

<210> 83
<211> 269
<212> PRT
<213> Homo sapiens

```

```
<400> 83
```

```
Met Ala Ser Glu Phe Lys Lys Lys Leu Phe Trp Arg Ala Val Val Ala
1           5           10           15
```

```
Glu Phe Leu Ala Thr Thr Leu Phe Val Phe Ile Ser Ile Gly Ser Ala
          20           25           30
```

```
Leu Gly Phe Lys Tyr Pro Val Gly Asn Asn Gln Thr Ala Val Gln Asp
          35           40           45
```

```
Asn Val Lys Val Ser Leu Ala Phe Gly Leu Ser Ile Ala Thr Leu Ala
          50           55           60
```

```
Gln Ser Val Gly His Ile Ser Gly Ala His Leu Asn Pro Ala Val Thr
65           70           75           80
```

```
Leu Gly Leu Leu Leu Ser Cys Gln Ile Ser Ile Phe Arg Ala Leu Met
          85           90           95
```

```
Tyr Ile Ile Ala Gln Cys Val Gly Ala Ile Val Ala Thr Ala Ile Leu
          100          105          110
```

```
Ser Gly Ile Thr Ser Ser Leu Thr Gly Asn Ser Leu Gly Arg Asn Asp
          115          120          125
```

```
Leu Ala Asp Gly Val Asn Ser Gly Gln Gly Leu Gly Ile Glu Ile Ile
          130          135          140
```

ES 2 534 734 B1

Gly Thr Leu Gln Leu Val Leu Cys Val Leu Ala Thr Thr Asp Arg Arg
 145 150 155 160

Arg Arg Asp Leu Gly Gly Ser Ala Pro Leu Ala Ile Gly Leu Ser Val
 165 170 175

Ala Leu Gly His Leu Leu Ala Ile Asp Tyr Thr Gly Cys Gly Ile Asn
 180 185 190

Pro Ala Arg Ser Phe Gly Ser Ala Val Ile Thr His Asn Phe Ser Asn
 195 200 205

His Trp Ile Phe Trp Val Gly Pro Phe Ile Gly Gly Ala Leu Ala Val
 210 215 220

Leu Ile Tyr Asp Phe Ile Leu Ala Pro Arg Ser Ser Asp Leu Thr Asp
 225 230 235 240

Arg Val Lys Val Trp Thr Ser Gly Gln Val Glu Glu Tyr Asp Leu Asp
 245 250 255

Ala Asp Asp Ile Asn Ser Arg Val Glu Met Lys Pro Lys
 260 265

<210> 84
 <211> 186
 <212> PRT
 <213> Homo sapiens

<400> 84

Met Pro Gly Ala Arg Pro Leu Pro Leu Val Leu Val Pro Gln Asn Thr
 1 5 10 15

Leu Ala Trp Met Gln Leu Asp Ala Lys Ala Pro Ala His Pro Arg Pro
 20 25 30

Leu Gln Leu Leu Gly Arg Val Gly Pro Gly Ser Arg Gln Leu Ala Asp
 35 40 45

Gly Val Asn Ser Gly Gln Gly Leu Gly Ile Glu Ile Ile Gly Thr Leu
 50 55 60

Gln Leu Val Leu Cys Val Leu Ala Thr Thr Asp Arg Arg Arg Arg Asp
 65 70 75 80

ES 2 534 734 B1

Leu Gly Gly Ser Ala Pro Leu Ala Ile Gly Leu Ser Val Ala Leu Gly
85 90 95

His Leu Leu Ala Ile Asp Tyr Thr Gly Cys Gly Ile Asn Pro Ala Arg
100 105 110

Ser Phe Gly Ser Ala Val Ile Thr His Asn Phe Ser Asn His Trp Ile
115 120 125

Phe Trp Val Gly Pro Phe Ile Gly Gly Ala Leu Ala Val Leu Ile Tyr
130 135 140

Asp Phe Ile Leu Ala Pro Arg Ser Ser Asp Leu Thr Asp Arg Val Lys
145 150 155 160

Val Trp Thr Ser Gly Gln Val Glu Glu Tyr Asp Leu Asp Ala Asp Asp
165 170 175

Ile Asn Ser Arg Val Glu Met Lys Pro Lys
180 185

<210> 85
<211> 218
<212> PRT
<213> Homo sapiens

<400> 85

Met Phe Trp Thr Phe Gly Tyr Glu Ala Val Ser Pro Ala Gly Pro Ser
1 5 10 15

His Leu Phe Ala Ser Leu Leu Leu Gly Val Leu Leu Thr Ile Thr Phe
20 25 30

Met Pro Gly Ala Arg Pro Leu Pro Leu Val Leu Val Pro Gln Asn Thr
35 40 45

Leu Ala Trp Met Gln Leu Asp Ala Lys Ala Pro Ala His Pro Arg Pro
50 55 60

Leu Gln Leu Leu Gly Arg Val Gly Pro Gly Ser Arg Gln Leu Ala Asp
65 70 75 80

Gly Val Asn Ser Gly Gln Gly Leu Gly Ile Glu Ile Ile Gly Thr Leu
85 90 95

ES 2 534 734 B1

Gln Leu Val Leu Cys Val Leu Ala Thr Thr Asp Arg Arg Arg Arg Asp
 100 105 110

Leu Gly Gly Ser Ala Pro Leu Ala Ile Gly Leu Ser Val Ala Leu Gly
 115 120 125

His Leu Leu Ala Ile Asp Tyr Thr Gly Cys Gly Ile Asn Pro Ala Arg
 130 135 140

Ser Phe Gly Ser Ala Val Ile Thr His Asn Phe Ser Asn His Trp Ile
 145 150 155 160

Phe Trp Val Gly Pro Phe Ile Gly Gly Ala Leu Ala Val Leu Ile Tyr
 165 170 175

Asp Phe Ile Leu Ala Pro Arg Ser Ser Asp Leu Thr Asp Arg Val Lys
 180 185 190

Val Trp Thr Ser Gly Gln Val Glu Glu Tyr Asp Leu Asp Ala Asp Asp
 195 200 205

Ile Asn Ser Arg Val Glu Met Lys Pro Lys
 210 215

<210> 86
 <211> 154
 <212> PRT
 <213> Homo sapiens

<400> 86

Met Gln Ser Gly Met Gly Trp Asn Val Leu Asp Phe Trp Leu Ala Asp
 1 5 10 15

Gly Val Asn Ser Gly Gln Gly Leu Gly Ile Glu Ile Ile Gly Thr Leu
 20 25 30

Gln Leu Val Leu Cys Val Leu Ala Thr Thr Asp Arg Arg Arg Arg Asp
 35 40 45

Leu Gly Gly Ser Ala Pro Leu Ala Ile Gly Leu Ser Val Ala Leu Gly
 50 55 60

His Leu Leu Ala Ile Asp Tyr Thr Gly Cys Gly Ile Asn Pro Ala Arg
 65 70 75 80

ES 2 534 734 B1

Ser Phe Gly Ser Ala Val Ile Thr His Asn Phe Ser Asn His Trp Ile
85 90 95

Phe Trp Val Gly Pro Phe Ile Gly Gly Ala Leu Ala Val Leu Ile Tyr
100 105 110

Asp Phe Ile Leu Ala Pro Arg Ser Ser Asp Leu Thr Asp Arg Val Lys
115 120 125

Val Trp Thr Ser Gly Gln Val Glu Glu Tyr Asp Leu Asp Ala Asp Asp
130 135 140

Ile Asn Ser Arg Val Glu Met Lys Pro Lys
145 150

<210> 87
<211> 202
<212> PRT
<213> Homo sapiens

<400> 87

Met Glu Leu Trp Gly Ala Tyr Leu Leu Leu Cys Leu Phe Ser Leu Leu
1 5 10 15

Thr Gln Val Thr Thr Glu Pro Pro Thr Gln Lys Pro Lys Lys Ile Val
20 25 30

Asn Ala Lys Lys Asp Val Val Asn Thr Lys Met Phe Glu Glu Leu Lys
35 40 45

Ser Arg Leu Asp Thr Leu Ala Gln Glu Val Ala Leu Leu Lys Glu Gln
50 55 60

Gln Ala Leu Gln Thr Val Cys Leu Lys Gly Thr Lys Val His Met Lys
65 70 75 80

Cys Phe Leu Ala Phe Thr Gln Thr Lys Thr Phe His Glu Ala Ser Glu
85 90 95

Asp Cys Ile Ser Arg Gly Gly Thr Leu Gly Thr Pro Gln Thr Gly Ser
100 105 110

Glu Asn Asp Ala Leu Tyr Glu Tyr Leu Arg Gln Ser Val Gly Asn Glu
115 120 125

ES 2 534 734 B1

Ala Glu Ile Trp Leu Gly Leu Asn Asp Met Ala Ala Glu Gly Thr Trp
 130 135 140

Val Asp Met Thr Gly Ala Arg Ile Ala Tyr Lys Asn Trp Glu Thr Glu
 145 150 155 160

Ile Thr Ala Gln Pro Asp Gly Gly Lys Thr Glu Asn Cys Ala Val Leu
 165 170 175

Ser Gly Ala Ala Asn Gly Lys Trp Phe Asp Lys Arg Cys Arg Asp Gln
 180 185 190

Leu Pro Tyr Ile Cys Gln Phe Gly Ile Val
 195 200

<210> 88
 <211> 514
 <212> PRT
 <213> Homo sapiens

<400> 88

Met Ala Asp Ala Glu Val Ile Ile Leu Pro Lys Lys His Lys Lys Lys
 1 5 10 15

Lys Glu Arg Lys Ser Leu Pro Glu Glu Asp Val Ala Glu Ile Gln His
 20 25 30

Ala Glu Glu Phe Leu Ile Lys Pro Glu Ser Lys Val Ala Lys Leu Asp
 35 40 45

Thr Ser Gln Trp Pro Leu Leu Leu Lys Asn Phe Asp Lys Leu Asn Val
 50 55 60

Arg Thr Thr His Tyr Thr Pro Leu Ala Cys Gly Ser Asn Pro Leu Lys
 65 70 75 80

Arg Glu Ile Gly Asp Tyr Ile Arg Thr Gly Phe Ile Asn Leu Asp Lys
 85 90 95

Pro Ser Asn Pro Ser Ser His Glu Val Val Ala Trp Ile Arg Arg Ile
 100 105 110

Leu Arg Val Glu Lys Thr Gly His Ser Gly Thr Leu Asp Pro Lys Val
 115 120 125

ES 2 534 734 B1

Thr Gly Cys Leu Ile Val Cys Ile Glu Arg Ala Thr Arg Leu Val Lys
 130 135 140

Ser Gln Gln Ser Ala Gly Lys Glu Tyr Val Gly Ile Val Arg Leu His
 145 150 155 160

Asn Ala Ile Glu Gly Gly Thr Gln Leu Ser Arg Ala Leu Glu Thr Leu
 165 170 175

Thr Gly Ala Leu Phe Gln Arg Pro Pro Leu Ile Ala Ala Val Lys Arg
 180 185 190

Gln Leu Arg Val Arg Thr Ile Tyr Glu Ser Lys Met Ile Glu Tyr Asp
 195 200 205

Pro Glu Arg Arg Leu Gly Ile Phe Trp Val Ser Cys Glu Ala Gly Thr
 210 215 220

Tyr Ile Arg Thr Leu Cys Val His Leu Gly Leu Leu Leu Gly Val Gly
 225 230 235 240

Gly Gln Met Gln Glu Leu Arg Arg Val Arg Ser Gly Val Met Ser Glu
 245 250 255

Lys Asp His Met Val Thr Met His Asp Val Leu Asp Ala Gln Trp Leu
 260 265 270

Tyr Asp Asn His Lys Asp Glu Ser Tyr Leu Arg Arg Val Val Tyr Pro
 275 280 285

Leu Glu Lys Leu Leu Thr Ser His Lys Arg Leu Val Met Lys Asp Ser
 290 295 300

Ala Val Asn Ala Ile Cys Tyr Gly Ala Lys Ile Met Leu Pro Gly Val
 305 310 315 320

Leu Arg Tyr Glu Asp Gly Ile Glu Val Asn Gln Glu Ile Val Val Ile
 325 330 335

Thr Thr Lys Gly Glu Ala Ile Cys Met Ala Ile Ala Leu Met Thr Thr
 340 345 350

Ala Val Ile Ser Thr Cys Asp His Gly Ile Val Ala Lys Ile Lys Arg
 355 360 365

ES 2 534 734 B1

Val Ile Met Glu Arg Asp Thr Tyr Pro Arg Lys Trp Gly Leu Gly Pro
 370 375 380

Lys Ala Ser Gln Lys Lys Leu Met Ile Lys Gln Gly Leu Leu Asp Lys
 385 390 395 400

His Gly Lys Pro Thr Asp Ser Thr Pro Ala Thr Trp Lys Gln Glu Tyr
 405 410 415

Val Asp Tyr Ser Glu Ser Ala Lys Lys Glu Val Val Ala Glu Val Val
 420 425 430

Lys Ala Pro Gln Val Val Ala Glu Ala Ala Lys Thr Ala Lys Arg Lys
 435 440 445

Arg Glu Ser Glu Ser Glu Ser Asp Glu Thr Pro Pro Ala Ala Pro Gln
 450 455 460

Leu Ile Lys Lys Glu Lys Lys Lys Ser Lys Lys Asp Lys Lys Ala Lys
 465 470 475 480

Ala Gly Leu Glu Ser Gly Ala Glu Pro Gly Asp Gly Asp Ser Asp Thr
 485 490 495

Thr Lys Lys Lys Lys Lys Lys Lys Lys Ala Lys Glu Val Glu Leu Val
 500 505 510

Ser Glu

<210> 89
 <211> 509
 <212> PRT
 <213> Homo sapiens

<400> 89

Met Ala Asp Ala Glu Val Ile Ile Leu Pro Lys Lys His Lys Lys Lys
 1 5 10 15

Lys Glu Arg Lys Ser Leu Pro Glu Glu Asp Val Ala Glu Ile Gln His
 20 25 30

Ala Glu Glu Phe Leu Ile Lys Pro Glu Ser Lys Val Ala Lys Leu Asp
 35 40 45

ES 2 534 734 B1

Thr Ser Gln Trp Pro Leu Leu Leu Lys Asn Phe Asp Lys Leu Asn Val
50 55 60

Arg Thr Thr His Tyr Thr Pro Leu Ala Cys Gly Ser Asn Pro Leu Lys
65 70 75 80

Arg Glu Ile Gly Asp Tyr Ile Arg Thr Gly Phe Ile Asn Leu Asp Lys
85 90 95

Pro Ser Asn Pro Ser Ser His Glu Val Val Ala Trp Ile Arg Arg Ile
100 105 110

Leu Arg Val Glu Lys Thr Gly His Ser Gly Thr Leu Asp Pro Lys Val
115 120 125

Thr Gly Cys Leu Ile Val Cys Ile Glu Arg Ala Thr Arg Leu Val Lys
130 135 140

Ser Gln Gln Ser Ala Gly Lys Glu Tyr Val Gly Ile Val Arg Leu His
145 150 155 160

Asn Ala Ile Glu Gly Gly Thr Gln Leu Ser Arg Ala Leu Glu Thr Leu
165 170 175

Thr Gly Ala Leu Phe Gln Arg Pro Pro Leu Ile Ala Ala Val Lys Arg
180 185 190

Gln Leu Arg Val Arg Thr Ile Tyr Glu Ser Lys Met Ile Glu Tyr Asp
195 200 205

Pro Glu Arg Arg Leu Gly Ile Phe Trp Val Ser Cys Glu Ala Gly Thr
210 215 220

Tyr Ile Arg Thr Leu Cys Val His Leu Gly Leu Leu Leu Gly Val Gly
225 230 235 240

Gly Gln Met Gln Glu Leu Arg Arg Val Arg Ser Gly Val Met Ser Glu
245 250 255

Lys Asp His Met Val Thr Met His Asp Val Leu Asp Ala Gln Trp Leu
260 265 270

ES 2 534 734 B1

Tyr Asp Asn His Lys Asp Glu Ser Tyr Leu Arg Arg Val Val Tyr Pro
 275 280 285

Leu Glu Lys Leu Leu Thr Ser His Lys Arg Leu Val Met Lys Asp Ser
 290 295 300

Ala Val Asn Ala Ile Cys Tyr Gly Ala Lys Ile Met Leu Pro Gly Val
 305 310 315 320

Leu Arg Tyr Glu Asp Gly Ile Glu Val Asn Gln Glu Ile Val Val Ile
 325 330 335

Thr Thr Lys Gly Glu Ala Ile Cys Met Ala Ile Ala Leu Met Thr Thr
 340 345 350

Ala Val Ile Ser Thr Cys Asp His Gly Ile Val Ala Lys Ile Lys Arg
 355 360 365

Val Ile Met Glu Arg Asp Thr Tyr Pro Arg Lys Trp Gly Leu Gly Pro
 370 375 380

Lys Ala Ser Gln Lys Lys Leu Met Ile Lys Gln Gly Leu Leu Asp Lys
 385 390 395 400

His Gly Lys Pro Thr Asp Ser Thr Pro Ala Thr Trp Lys Gln Asp Glu
 405 410 415

Ser Ala Lys Lys Glu Val Val Ala Glu Val Val Lys Ala Pro Gln Val
 420 425 430

Val Ala Glu Ala Ala Lys Thr Ala Lys Arg Lys Arg Glu Ser Glu Ser
 435 440 445

Glu Ser Asp Glu Thr Pro Pro Ala Ala Pro Gln Leu Ile Lys Lys Glu
 450 455 460

Lys Lys Lys Ser Lys Lys Asp Lys Lys Ala Lys Ala Gly Leu Glu Ser
 465 470 475 480

Gly Ala Glu Pro Gly Asp Gly Asp Ser Asp Thr Thr Lys Lys Lys Lys
 485 490 495

Lys Lys Lys Lys Ala Lys Glu Val Glu Leu Val Ser Glu
 500 505

ES 2 534 734 B1

<210> 90
 <211> 676
 <212> PRT
 <213> Homo sapiens

<400> 90

Met Arg Val Leu Gly Gly Arg Cys Gly Ala Leu Leu Ala Cys Leu Leu
 1 5 10 15

Leu Val Leu Pro Val Ser Glu Ala Asn Phe Leu Ser Lys Gln Gln Ala
 20 25 30

Ser Gln Val Leu Val Arg Lys Arg Arg Ala Asn Ser Leu Leu Glu Glu
 35 40 45

Thr Lys Gln Gly Asn Leu Glu Arg Glu Cys Ile Glu Glu Leu Cys Asn
 50 55 60

Lys Glu Glu Ala Arg Glu Val Phe Glu Asn Asp Pro Glu Thr Asp Tyr
 65 70 75 80

Phe Tyr Pro Lys Tyr Leu Val Cys Leu Arg Ser Phe Gln Thr Gly Leu
 85 90 95

Phe Thr Ala Ala Arg Gln Ser Thr Asn Ala Tyr Pro Asp Leu Arg Ser
 100 105 110

Cys Val Asn Ala Ile Pro Asp Gln Cys Ser Pro Leu Pro Cys Asn Glu
 115 120 125

Asp Gly Tyr Met Ser Cys Lys Asp Gly Lys Ala Ser Phe Thr Cys Thr
 130 135 140

Cys Lys Pro Gly Trp Gln Gly Glu Lys Cys Glu Phe Asp Ile Asn Glu
 145 150 155 160

Cys Lys Asp Pro Ser Asn Ile Asn Gly Gly Cys Ser Gln Ile Cys Asp
 165 170 175

Asn Thr Pro Gly Ser Tyr His Cys Ser Cys Lys Asn Gly Phe Val Met
 180 185 190

Leu Ser Asn Lys Lys Asp Cys Lys Asp Val Asp Glu Cys Ser Leu Lys
 195 200 205

ES 2 534 734 B1

Pro Ser Ile Cys Gly Thr Ala Val Cys Lys Asn Ile Pro Gly Asp Phe
 210 215 220

Glu Cys Glu Cys Pro Glu Gly Tyr Arg Tyr Asn Leu Lys Ser Lys Ser
 225 230 235 240

Cys Glu Asp Ile Asp Glu Cys Ser Glu Asn Met Cys Ala Gln Leu Cys
 245 250 255

Val Asn Tyr Pro Gly Gly Tyr Thr Cys Tyr Cys Asp Gly Lys Lys Gly
 260 265 270

Phe Lys Leu Ala Gln Asp Gln Lys Ser Cys Glu Val Val Ser Val Cys
 275 280 285

Leu Pro Leu Asn Leu Asp Thr Lys Tyr Glu Leu Leu Tyr Leu Ala Glu
 290 295 300

Gln Phe Ala Gly Val Val Leu Tyr Leu Lys Phe Arg Leu Pro Glu Ile
 305 310 315 320

Ser Arg Phe Ser Ala Glu Phe Asp Phe Arg Thr Tyr Asp Ser Glu Gly
 325 330 335

Val Ile Leu Tyr Ala Glu Ser Ile Asp His Ser Ala Trp Leu Leu Ile
 340 345 350

Ala Leu Arg Gly Gly Lys Ile Glu Val Gln Leu Lys Asn Glu His Thr
 355 360 365

Ser Lys Ile Thr Thr Gly Gly Asp Val Ile Asn Asn Gly Leu Trp Asn
 370 375 380

Met Val Ser Val Glu Glu Leu Glu His Ser Ile Ser Ile Lys Ile Ala
 385 390 395 400

Lys Glu Ala Val Met Asp Ile Asn Lys Pro Gly Pro Leu Phe Lys Pro
 405 410 415

Glu Asn Gly Leu Leu Glu Thr Lys Val Tyr Phe Ala Gly Phe Pro Arg
 420 425 430

Lys Val Glu Ser Glu Leu Ile Lys Pro Ile Asn Pro Arg Leu Asp Gly
 435 440 445

ES 2 534 734 B1

Cys Ile Arg Ser Trp Asn Leu Met Lys Gln Gly Ala Ser Gly Ile Lys
 450 455 460

Glu Ile Ile Gln Glu Lys Gln Asn Lys His Cys Leu Val Thr Val Glu
 465 470 475 480

Lys Gly Ser Tyr Tyr Pro Gly Ser Gly Ile Ala Gln Phe His Ile Asp
 485 490 495

Tyr Asn Asn Val Ser Ser Ala Glu Gly Trp His Val Asn Val Thr Leu
 500 505 510

Asn Ile Arg Pro Ser Thr Gly Thr Gly Val Met Leu Ala Leu Val Ser
 515 520 525

Gly Asn Asn Thr Val Pro Phe Ala Val Ser Leu Val Asp Ser Thr Ser
 530 535 540

Glu Lys Ser Gln Asp Ile Leu Leu Ser Val Glu Asn Thr Val Ile Tyr
 545 550 555 560

Arg Ile Gln Ala Leu Ser Leu Cys Ser Asp Gln Gln Ser His Leu Glu
 565 570 575

Phe Arg Val Asn Arg Asn Asn Leu Glu Leu Ser Thr Pro Leu Lys Ile
 580 585 590

Glu Thr Ile Ser His Glu Asp Leu Gln Arg Gln Leu Ala Val Leu Asp
 595 600 605

Lys Ala Met Lys Ala Lys Val Ala Thr Tyr Leu Gly Gly Leu Pro Asp
 610 615 620

Val Pro Phe Ser Ala Thr Pro Val Asn Ala Phe Tyr Asn Gly Cys Met
 625 630 635 640

Glu Val Asn Ile Asn Gly Val Gln Leu Asp Leu Asp Glu Ala Ile Ser
 645 650 655

Lys His Asn Asp Ile Arg Ala His Ser Cys Pro Ser Val Trp Lys Lys
 660 665 670

Thr Lys Asn Ser
 675

ES 2 534 734 B1

<210> 91
 <211> 1437
 <212> PRT
 <213> Homo sapiens

<400> 91

Met Asp Phe Ser Phe Ser Phe Met Gln Gly Ile Met Gly Asn Thr Ile
 1 5 10 15

Gln Gln Pro Pro Gln Leu Ile Asp Ser Ala Asn Ile Arg Gln Glu Asp
 20 25 30

Ala Phe Asp Asn Asn Ser Asp Ile Ala Glu Asp Gly Gly Gln Thr Pro
 35 40 45

Tyr Glu Ala Thr Leu Gln Gln Gly Phe Gln Tyr Pro Ala Thr Thr Glu
 50 55 60

Asp Leu Pro Pro Leu Thr Asn Gly Tyr Pro Ser Ser Ile Ser Val Tyr
 65 70 75 80

Glu Thr Gln Thr Lys Tyr Gln Ser Tyr Asn Gln Tyr Pro Asn Gly Ser
 85 90 95

Ala Asn Gly Phe Gly Ala Val Arg Asn Phe Ser Pro Thr Asp Tyr Tyr
 100 105 110

His Ser Glu Ile Pro Asn Thr Arg Pro His Glu Ile Leu Glu Lys Pro
 115 120 125

Ser Pro Pro Gln Pro Pro Pro Pro Pro Ser Val Pro Gln Thr Val Ile
 130 135 140

Pro Lys Lys Thr Gly Ser Pro Glu Ile Lys Leu Lys Ile Thr Lys Thr
 145 150 155 160

Ile Gln Asn Gly Arg Glu Leu Phe Glu Ser Ser Leu Cys Gly Asp Leu
 165 170 175

Leu Asn Glu Val Gln Ala Ser Glu His Thr Lys Ser Lys His Glu Ser
 180 185 190

Arg Lys Glu Lys Arg Lys Lys Ser Asn Lys His Asp Ser Ser Arg Ser
 195 200 205

ES 2 534 734 B1

Glu Glu Arg Lys Ser His Lys Ile Pro Lys Leu Glu Pro Glu Glu Gln
 210 215 220
 Asn Arg Pro Asn Glu Arg Val Asp Thr Val Ser Glu Lys Pro Arg Glu
 225 230 235 240
 Glu Pro Val Leu Lys Glu Glu Ala Pro Val Gln Pro Ile Leu Ser Ser
 245 250 255
 Val Pro Thr Thr Glu Val Ser Thr Gly Val Lys Phe Gln Val Gly Asp
 260 265 270
 Leu Val Trp Ser Lys Val Gly Thr Tyr Pro Trp Trp Pro Cys Met Val
 275 280 285
 Ser Ser Asp Pro Gln Leu Glu Val His Thr Lys Ile Asn Thr Arg Gly
 290 295 300
 Ala Arg Glu Tyr His Val Gln Phe Phe Ser Asn Gln Pro Glu Arg Ala
 305 310 315 320
 Trp Val His Glu Lys Arg Val Arg Glu Tyr Lys Gly His Lys Gln Tyr
 325 330 335
 Glu Glu Leu Leu Ala Glu Ala Thr Lys Gln Ala Ser Asn His Ser Glu
 340 345 350
 Lys Gln Lys Ile Arg Lys Pro Arg Pro Gln Arg Glu Arg Ala Gln Trp
 355 360 365
 Asp Ile Gly Ile Ala His Ala Glu Lys Ala Leu Lys Met Thr Arg Glu
 370 375 380
 Glu Arg Ile Glu Gln Tyr Thr Phe Ile Tyr Ile Asp Lys Gln Pro Glu
 385 390 395 400
 Glu Ala Leu Ser Gln Ala Lys Lys Ser Val Ala Ser Lys Thr Glu Val
 405 410 415
 Lys Lys Thr Arg Arg Pro Arg Ser Val Leu Asn Thr Gln Pro Glu Gln
 420 425 430
 Thr Asn Ala Gly Glu Val Ala Ser Ser Leu Ser Ser Thr Glu Ile Arg
 435 440 445

ES 2 534 734 B1

Arg His Ser Gln Arg Arg His Thr Ser Ala Glu Glu Glu Glu Pro Pro
 450 455 460

Pro Val Lys Ile Ala Trp Lys Thr Ala Ala Ala Arg Lys Ser Leu Pro
 465 470 475 480

Ala Ser Ile Thr Met His Lys Gly Ser Leu Asp Leu Gln Lys Cys Asn
 485 490 495

Met Ser Pro Val Val Lys Ile Glu Gln Val Phe Ala Leu Gln Asn Ala
 500 505 510

Thr Gly Asp Gly Lys Phe Ile Asp Gln Phe Val Tyr Ser Thr Lys Gly
 515 520 525

Ile Gly Asn Lys Thr Glu Ile Ser Val Arg Gly Gln Asp Arg Leu Ile
 530 535 540

Ile Ser Thr Pro Asn Gln Arg Asn Glu Lys Pro Thr Gln Ser Val Ser
 545 550 555 560

Ser Pro Glu Ala Thr Ser Gly Ser Thr Gly Ser Val Glu Lys Lys Gln
 565 570 575

Gln Arg Arg Ser Ile Arg Thr Arg Ser Glu Ser Glu Lys Ser Thr Glu
 580 585 590

Val Val Pro Lys Lys Lys Ile Lys Lys Glu Gln Val Glu Thr Val Pro
 595 600 605

Gln Ala Thr Val Lys Thr Gly Leu Gln Lys Gly Ala Ser Glu Ile Ser
 610 615 620

Asp Ser Cys Lys Pro Leu Lys Lys Arg Ser Arg Ala Ser Thr Asp Val
 625 630 635 640

Glu Met Thr Ser Ser Ala Tyr Arg Asp Thr Ser Asp Ser Asp Ser Arg
 645 650 655

Gly Leu Ser Asp Leu Gln Val Gly Phe Gly Lys Gln Val Asp Ser Pro
 660 665 670

Ser Ala Thr Ala Asp Ala Asp Val Ser Asp Val Gln Ser Met Asp Ser
 675 680 685

ES 2 534 734 B1

Ser Leu Ser Arg Arg Gly Thr Gly Met Ser Lys Lys Asp Thr Val Cys
690 695 700

Gln Ile Cys Glu Ser Ser Gly Asp Ser Leu Ile Pro Cys Glu Gly Glu
705 710 715 720

Cys Cys Lys His Phe His Leu Glu Cys Leu Gly Leu Ala Ser Leu Pro
725 730 735

Asp Ser Lys Phe Ile Cys Met Glu Cys Lys Thr Gly Gln His Pro Cys
740 745 750

Phe Ser Cys Lys Val Ser Gly Lys Asp Val Lys Arg Cys Ser Val Gly
755 760 765

Ala Cys Gly Lys Phe Tyr His Glu Ala Cys Val Arg Lys Phe Pro Thr
770 775 780

Ala Ile Phe Glu Ser Lys Gly Phe Arg Cys Pro Gln His Cys Cys Ser
785 790 795 800

Ala Cys Ser Met Glu Lys Asp Ile His Lys Ala Ser Lys Gly Arg Met
805 810 815

Met Arg Cys Leu Arg Cys Pro Val Ala Tyr His Ser Gly Asp Ala Cys
820 825 830

Ile Ala Ala Gly Ser Met Leu Val Ser Ser Tyr Ile Leu Ile Cys Ser
835 840 845

Asn His Ser Lys Arg Ser Ser Asn Ser Ser Ala Val Asn Val Gly Phe
850 855 860

Cys Phe Val Cys Ala Arg Gly Leu Ile Val Gln Asp His Ser Asp Pro
865 870 875 880

Met Phe Ser Ser Tyr Ala Tyr Lys Ser His Tyr Leu Leu Asn Glu Ser
885 890 895

Asn Arg Ala Glu Leu Met Lys Leu Pro Met Ile Pro Ser Ser Ser Ala
900 905 910

Ser Lys Lys Lys Cys Glu Lys Gly Gly Arg Leu Leu Cys Cys Glu Ser
915 920 925

ES 2 534 734 B1

Cys Pro Ala Ser Phe His Pro Glu Cys Leu Ser Ile Glu Met Pro Glu
 930 935 940

Gly Cys Trp Asn Cys Asn Asp Cys Lys Ala Gly Lys Lys Leu His Tyr
 945 950 955 960

Lys Gln Ile Val Trp Val Lys Leu Gly Asn Tyr Arg Trp Trp Pro Ala
 965 970 975

Glu Ile Cys Asn Pro Arg Ser Val Pro Leu Asn Ile Gln Gly Leu Lys
 980 985 990

His Asp Leu Gly Asp Phe Pro Val Phe Phe Phe Gly Ser His Asp Tyr
 995 1000 1005

Tyr Trp Val His Gln Gly Arg Val Phe Pro Tyr Val Glu Gly Asp
 1010 1015 1020

Lys Ser Phe Ala Glu Gly Gln Thr Ser Ile Asn Lys Thr Phe Lys
 1025 1030 1035

Lys Ala Leu Glu Glu Ala Ala Lys Arg Phe Gln Glu Leu Lys Ala
 1040 1045 1050

Gln Arg Glu Ser Lys Glu Ala Leu Glu Ile Glu Lys Asn Ser Arg
 1055 1060 1065

Lys Pro Pro Pro Tyr Lys His Ile Lys Ala Asn Lys Val Ile Gly
 1070 1075 1080

Lys Val Gln Ile Gln Val Ala Asp Leu Ser Glu Ile Pro Arg Cys
 1085 1090 1095

Asn Cys Lys Pro Ala Asp Glu Asn Pro Cys Gly Leu Glu Ser Glu
 1100 1105 1110

Cys Leu Asn Arg Met Leu Gln Tyr Glu Cys His Pro Gln Val Cys
 1115 1120 1125

Pro Ala Gly Asp Arg Cys Gln Asn Gln Cys Phe Thr Lys Arg Leu
 1130 1135 1140

Tyr Pro Asp Ala Glu Ile Ile Lys Thr Glu Arg Arg Gly Trp Gly
 1145 1150 1155

ES 2 534 734 B1

Leu	Arg	Thr	Lys	Arg	Ser	Ile	Lys	Lys	Gly	Glu	Phe	Val	Asn	Glu
1160						1165					1170			
Tyr	Val	Gly	Glu	Leu	Ile	Asp	Glu	Glu	Glu	Cys	Arg	Leu	Arg	Ile
1175						1180					1185			
Lys	Arg	Ala	His	Glu	Asn	Ser	Val	Thr	Asn	Phe	Tyr	Met	Leu	Thr
1190						1195					1200			
Val	Thr	Lys	Asp	Arg	Ile	Ile	Asp	Ala	Gly	Pro	Lys	Gly	Asn	Tyr
1205						1210					1215			
Ser	Arg	Phe	Met	Asn	His	Ser	Cys	Asn	Pro	Asn	Cys	Glu	Thr	Gln
1220						1225					1230			
Lys	Trp	Thr	Val	Asn	Gly	Asp	Val	Arg	Val	Gly	Leu	Phe	Ala	Leu
1235						1240					1245			
Cys	Asp	Ile	Pro	Ala	Gly	Met	Glu	Leu	Thr	Phe	Asn	Tyr	Asn	Leu
1250						1255					1260			
Asp	Cys	Leu	Gly	Asn	Gly	Arg	Thr	Glu	Cys	His	Cys	Gly	Ala	Asp
1265						1270					1275			
Asn	Cys	Ser	Gly	Phe	Leu	Gly	Val	Arg	Pro	Lys	Ser	Ala	Cys	Ala
1280						1285					1290			
Ser	Thr	Asn	Glu	Glu	Lys	Ala	Lys	Asn	Ala	Lys	Leu	Lys	Gln	Lys
1295						1300					1305			
Arg	Arg	Lys	Ile	Lys	Thr	Glu	Pro	Lys	Gln	Met	His	Glu	Asp	Tyr
1310						1315					1320			
Cys	Phe	Gln	Cys	Gly	Asp	Gly	Gly	Glu	Leu	Val	Met	Cys	Asp	Lys
1325						1330					1335			
Lys	Asp	Cys	Pro	Lys	Ala	Tyr	His	Leu	Leu	Cys	Leu	Asn	Leu	Thr
1340						1345					1350			
Gln	Pro	Pro	Tyr	Gly	Lys	Trp	Glu	Cys	Pro	Trp	His	Gln	Cys	Asp
1355						1360					1365			
Glu	Cys	Ser	Ser	Ala	Ala	Val	Ser	Phe	Cys	Glu	Phe	Cys	Pro	His
1370						1375					1380			

ES 2 534 734 B1

Ser Phe Cys Lys Asp His Glu Lys Gly Ala Leu Val Pro Ser Ala
 1385 1390 1395

Leu Glu Gly Arg Leu Cys Cys Ser Glu His Asp Pro Met Ala Pro
 1400 1405 1410

Val Ser Pro Glu Tyr Trp Ser Lys Ile Lys Cys Lys Trp Glu Ser
 1415 1420 1425

Gln Asp His Gly Glu Glu Val Lys Glu
 1430 1435

<210> 92
 <211> 850
 <212> PRT
 <213> Homo sapiens

<400> 92

Met Thr Ser His Tyr Val Ile Ala Ile Phe Ala Leu Met Ser Ser Cys
 1 5 10 15

Leu Ala Thr Ala Gly Pro Glu Pro Gly Ala Leu Cys Glu Leu Ser Pro
 20 25 30

Val Ser Ala Ser His Pro Val Gln Ala Leu Met Glu Ser Phe Thr Val
 35 40 45

Leu Ser Gly Cys Ala Ser Arg Gly Thr Thr Gly Leu Pro Gln Glu Val
 50 55 60

His Val Leu Asn Leu Arg Thr Ala Gly Gln Gly Pro Gly Gln Leu Gln
 65 70 75 80

Arg Glu Val Thr Leu His Leu Asn Pro Ile Ser Ser Val His Ile His
 85 90 95

His Lys Ser Val Val Phe Leu Leu Asn Ser Pro His Pro Leu Val Trp
 100 105 110

His Leu Lys Thr Glu Arg Leu Ala Thr Gly Val Ser Arg Leu Phe Leu
 115 120 125

Val Ser Glu Gly Ser Val Val Gln Phe Ser Ser Ala Asn Phe Ser Leu
 130 135 140

ES 2 534 734 B1

Thr Ala Glu Thr Glu Glu Arg Asn Phe Pro His Gly Asn Glu His Leu
 145 150 155 160

Leu Asn Trp Ala Arg Lys Glu Tyr Gly Ala Val Thr Ser Phe Thr Glu
 165 170 175

Leu Lys Ile Ala Arg Asn Ile Tyr Ile Lys Val Gly Glu Asp Gln Val
 180 185 190

Phe Pro Pro Lys Cys Asn Ile Gly Lys Asn Phe Leu Ser Leu Asn Tyr
 195 200 205

Leu Ala Glu Tyr Leu Gln Pro Lys Ala Ala Glu Gly Cys Val Met Ser
 210 215 220

Ser Gln Pro Gln Asn Glu Glu Val His Ile Ile Glu Leu Ile Thr Pro
 225 230 235 240

Asn Ser Asn Pro Tyr Ser Ala Phe Gln Val Asp Ile Thr Ile Asp Ile
 245 250 255

Arg Pro Ser Gln Glu Asp Leu Glu Val Val Lys Asn Leu Ile Leu Ile
 260 265 270

Leu Lys Cys Lys Lys Ser Val Asn Trp Val Ile Lys Ser Phe Asp Val
 275 280 285

Lys Gly Ser Leu Lys Ile Ile Ala Pro Asn Ser Ile Gly Phe Gly Lys
 290 295 300

Glu Ser Glu Arg Ser Met Thr Met Thr Lys Ser Ile Arg Asp Asp Ile
 305 310 315 320

Pro Ser Thr Gln Gly Asn Leu Val Lys Trp Ala Leu Asp Asn Gly Tyr
 325 330 335

Ser Pro Ile Thr Ser Tyr Thr Met Ala Pro Val Ala Asn Arg Phe His
 340 345 350

Leu Arg Leu Glu Asn Asn Glu Glu Met Gly Asp Glu Glu Val His Thr
 355 360 365

Ile Pro Pro Glu Leu Arg Ile Leu Leu Asp Pro Gly Ala Leu Pro Ala
 370 375 380

ES 2 534 734 B1

Leu Gln Asn Pro Pro Ile Arg Gly Gly Glu Gly Gln Asn Gly Gly Leu
 385 390 395 400

Pro Phe Pro Phe Pro Asp Ile Ser Arg Arg Val Trp Asn Glu Glu Gly
 405 410 415

Glu Asp Gly Leu Pro Arg Pro Lys Asp Pro Val Ile Pro Ser Ile Gln
 420 425 430

Leu Phe Pro Gly Leu Arg Glu Pro Glu Glu Val Gln Gly Ser Val Asp
 435 440 445

Ile Ala Leu Ser Val Lys Cys Asp Asn Glu Lys Met Ile Val Ala Val
 450 455 460

Glu Lys Asp Ser Phe Gln Ala Ser Gly Tyr Ser Gly Met Asp Val Thr
 465 470 475 480

Leu Leu Asp Pro Thr Cys Lys Ala Lys Met Asn Gly Thr His Phe Val
 485 490 495

Leu Glu Ser Pro Leu Asn Gly Cys Gly Thr Arg Pro Arg Trp Ser Ala
 500 505 510

Leu Asp Gly Val Val Tyr Tyr Asn Ser Ile Val Ile Gln Val Pro Ala
 515 520 525

Leu Gly Asp Ser Ser Gly Trp Pro Asp Gly Tyr Glu Asp Leu Glu Ser
 530 535 540

Gly Asp Asn Gly Phe Pro Gly Asp Met Asp Glu Gly Asp Ala Ser Leu
 545 550 555 560

Phe Thr Arg Pro Glu Ile Val Val Phe Asn Cys Ser Leu Gln Gln Val
 565 570 575

Arg Asn Pro Ser Ser Phe Gln Glu Gln Pro His Gly Asn Ile Thr Phe
 580 585 590

Asn Met Glu Leu Tyr Asn Thr Asp Leu Phe Leu Val Pro Ser Gln Gly
 595 600 605

Val Phe Ser Val Pro Glu Asn Gly His Val Tyr Val Glu Val Ser Val
 610 615 620

ES 2 534 734 B1

Thr Lys Ala Glu Gln Glu Leu Gly Phe Ala Ile Gln Thr Cys Phe Ile
625 630 635 640

Ser Pro Tyr Ser Asn Pro Asp Arg Met Ser His Tyr Thr Ile Ile Glu
645 650 655

Asn Ile Cys Pro Lys Asp Glu Ser Val Lys Phe Tyr Ser Pro Lys Arg
660 665 670

Val His Phe Pro Ile Pro Gln Ala Asp Met Asp Lys Lys Arg Phe Ser
675 680 685

Phe Val Phe Lys Pro Val Phe Asn Thr Ser Leu Leu Phe Leu Gln Cys
690 695 700

Glu Leu Thr Leu Cys Thr Lys Met Glu Lys His Pro Gln Lys Leu Pro
705 710 715 720

Lys Cys Val Pro Pro Asp Glu Ala Cys Thr Ser Leu Asp Ala Ser Ile
725 730 735

Ile Trp Ala Met Met Gln Asn Lys Lys Thr Phe Thr Lys Pro Leu Ala
740 745 750

Val Ile His His Glu Ala Glu Ser Lys Glu Lys Gly Pro Ser Met Lys
755 760 765

Glu Pro Asn Pro Ile Ser Pro Pro Ile Phe His Gly Leu Asp Thr Leu
770 775 780

Thr Val Met Gly Ile Ala Phe Ala Ala Phe Val Ile Gly Ala Leu Leu
785 790 795 800

Thr Gly Ala Leu Trp Tyr Ile Tyr Ser His Thr Gly Glu Thr Ala Gly
805 810 815

Arg Gln Gln Val Pro Thr Ser Pro Pro Ala Ser Glu Asn Ser Ser Ala
820 825 830

Ala His Ser Ile Gly Ser Thr Gln Ser Thr Pro Cys Ser Ser Ser Ser
835 840 845

Thr Ala
850

ES 2 534 734 B1

<210> 93
 <211> 850
 <212> PRT
 <213> Homo sapiens

<400> 93

Met Thr Ser His Tyr Val Ile Ala Ile Phe Ala Leu Met Ser Ser Cys
 1 5 10 15

Leu Ala Thr Ala Gly Pro Glu Pro Gly Ala Leu Cys Glu Leu Ser Pro
 20 25 30

Val Ser Ala Ser His Pro Val Gln Ala Leu Met Glu Ser Phe Thr Val
 35 40 45

Leu Ser Gly Cys Ala Ser Arg Gly Thr Thr Gly Leu Pro Gln Glu Val
 50 55 60

His Val Leu Asn Leu Arg Thr Ala Gly Gln Gly Pro Gly Gln Leu Gln
 65 70 75 80

Arg Glu Val Thr Leu His Leu Asn Pro Ile Ser Ser Val His Ile His
 85 90 95

His Lys Ser Val Val Phe Leu Leu Asn Ser Pro His Pro Leu Val Trp
 100 105 110

His Leu Lys Thr Glu Arg Leu Ala Thr Gly Val Ser Arg Leu Phe Leu
 115 120 125

Val Ser Glu Gly Ser Val Val Gln Phe Ser Ser Ala Asn Phe Ser Leu
 130 135 140

Thr Ala Glu Thr Glu Glu Arg Asn Phe Pro His Gly Asn Glu His Leu
 145 150 155 160

Leu Asn Trp Ala Arg Lys Glu Tyr Gly Ala Val Thr Ser Phe Thr Glu
 165 170 175

Leu Lys Ile Ala Arg Asn Ile Tyr Ile Lys Val Gly Glu Asp Gln Val
 180 185 190

Phe Pro Pro Lys Cys Asn Ile Gly Lys Asn Phe Leu Ser Leu Asn Tyr
 195 200 205

ES 2 534 734 B1

Leu Ala Glu Tyr Leu Gln Pro Lys Ala Ala Glu Gly Cys Val Met Ser
 210 215 220

Ser Gln Pro Gln Asn Glu Glu Val His Ile Ile Glu Leu Ile Thr Pro
 225 230 235 240

Asn Ser Asn Pro Tyr Ser Ala Phe Gln Val Asp Ile Thr Ile Asp Ile
 245 250 255

Arg Pro Ser Gln Glu Asp Leu Glu Val Val Lys Asn Leu Ile Leu Ile
 260 265 270

Leu Lys Cys Lys Lys Ser Val Asn Trp Val Ile Lys Ser Phe Asp Val
 275 280 285

Lys Gly Ser Leu Lys Ile Ile Ala Pro Asn Ser Ile Gly Phe Gly Lys
 290 295 300

Glu Ser Glu Arg Ser Met Thr Met Thr Lys Ser Ile Arg Asp Asp Ile
 305 310 315 320

Pro Ser Thr Gln Gly Asn Leu Val Lys Trp Ala Leu Asp Asn Gly Tyr
 325 330 335

Ser Pro Ile Thr Ser Tyr Thr Met Ala Pro Val Ala Asn Arg Phe His
 340 345 350

Leu Arg Leu Glu Asn Asn Glu Glu Met Gly Asp Glu Glu Val His Thr
 355 360 365

Ile Pro Pro Glu Leu Arg Ile Leu Leu Asp Pro Gly Ala Leu Pro Ala
 370 375 380

Leu Gln Asn Pro Pro Ile Arg Gly Gly Glu Gly Gln Asn Gly Gly Leu
 385 390 395 400

Pro Phe Pro Phe Pro Asp Ile Ser Arg Arg Val Trp Asn Glu Glu Gly
 405 410 415

Glu Asp Gly Leu Pro Arg Pro Lys Asp Pro Val Ile Pro Ser Ile Gln
 420 425 430

Leu Phe Pro Gly Leu Arg Glu Pro Glu Glu Val Gln Gly Ser Val Asp
 435 440 445

ES 2 534 734 B1

Ile Ala Leu Ser Val Lys Cys Asp Asn Glu Lys Met Ile Val Ala Val
 450 455 460

Glu Lys Asp Ser Phe Gln Ala Ser Gly Tyr Ser Gly Met Asp Val Thr
 465 470 475 480

Leu Leu Asp Pro Thr Cys Lys Ala Lys Met Asn Gly Thr His Phe Val
 485 490 495

Leu Glu Ser Pro Leu Asn Gly Cys Gly Thr Arg Pro Arg Trp Ser Ala
 500 505 510

Leu Asp Gly Val Val Tyr Tyr Asn Ser Ile Val Ile Gln Val Pro Ala
 515 520 525

Leu Gly Asp Ser Ser Gly Trp Pro Asp Gly Tyr Glu Asp Leu Glu Ser
 530 535 540

Gly Asp Asn Gly Phe Pro Gly Asp Met Asp Glu Gly Asp Ala Ser Leu
 545 550 555 560

Phe Thr Arg Pro Glu Ile Val Val Phe Asn Cys Ser Leu Gln Gln Val
 565 570 575

Arg Asn Pro Ser Ser Phe Gln Glu Gln Pro His Gly Asn Ile Thr Phe
 580 585 590

Asn Met Glu Leu Tyr Asn Thr Asp Leu Phe Leu Val Pro Ser Gln Gly
 595 600 605

Val Phe Ser Val Pro Glu Asn Gly His Val Tyr Val Glu Val Ser Val
 610 615 620

Thr Lys Ala Glu Gln Glu Leu Gly Phe Ala Ile Gln Thr Cys Phe Ile
 625 630 635 640

Ser Pro Tyr Ser Asn Pro Asp Arg Met Ser His Tyr Thr Ile Ile Glu
 645 650 655

Asn Ile Cys Pro Lys Asp Glu Ser Val Lys Phe Tyr Ser Pro Lys Arg
 660 665 670

Val His Phe Pro Ile Pro Gln Ala Asp Met Asp Lys Lys Arg Phe Ser
 675 680 685

ES 2 534 734 B1

Phe Val Phe Lys Pro Val Phe Asn Thr Ser Leu Leu Phe Leu Gln Cys
 690 695 700

Glu Leu Thr Leu Cys Thr Lys Met Glu Lys His Pro Gln Lys Leu Pro
 705 710 715 720

Lys Cys Val Pro Pro Asp Glu Ala Cys Thr Ser Leu Asp Ala Ser Ile
 725 730 735

Ile Trp Ala Met Met Gln Asn Lys Lys Thr Phe Thr Lys Pro Leu Ala
 740 745 750

Val Ile His His Glu Ala Glu Ser Lys Glu Lys Gly Pro Ser Met Lys
 755 760 765

Glu Pro Asn Pro Ile Ser Pro Pro Ile Phe His Gly Leu Asp Thr Leu
 770 775 780

Thr Val Met Gly Ile Ala Phe Ala Ala Phe Val Ile Gly Ala Leu Leu
 785 790 795 800

Thr Gly Ala Leu Trp Tyr Ile Tyr Ser His Thr Gly Glu Thr Ala Gly
 805 810 815

Arg Gln Gln Val Pro Thr Ser Pro Pro Ala Ser Glu Asn Ser Ser Ala
 820 825 830

Ala His Ser Ile Gly Ser Thr Gln Ser Thr Pro Cys Ser Ser Ser Ser
 835 840 845

Thr Ala
 850

<210> 94
 <211> 851
 <212> PRT
 <213> Homo sapiens

<400> 94

Met Thr Ser His Tyr Val Ile Ala Ile Phe Ala Leu Met Ser Ser Cys
 1 5 10 15

Leu Ala Thr Ala Gly Pro Glu Pro Gly Ala Leu Cys Glu Leu Ser Pro
 20 25 30

ES 2 534 734 B1

Val Ser Ala Ser His Pro Val Gln Ala Leu Met Glu Ser Phe Thr Val
 35 40 45

Leu Ser Gly Cys Ala Ser Arg Gly Thr Thr Gly Leu Pro Gln Glu Val
 50 55 60

His Val Leu Asn Leu Arg Thr Ala Gly Gln Gly Pro Gly Gln Leu Gln
 65 70 75 80

Arg Glu Val Thr Leu His Leu Asn Pro Ile Ser Ser Val His Ile His
 85 90 95

His Lys Ser Val Val Phe Leu Leu Asn Ser Pro His Pro Leu Val Trp
 100 105 110

His Leu Lys Thr Glu Arg Leu Ala Thr Gly Val Ser Arg Leu Phe Leu
 115 120 125

Val Ser Glu Gly Ser Val Val Gln Phe Ser Ser Ala Asn Phe Ser Leu
 130 135 140

Thr Ala Glu Thr Glu Glu Arg Asn Phe Pro His Gly Asn Glu His Leu
 145 150 155 160

Leu Asn Trp Ala Arg Lys Glu Tyr Gly Ala Val Thr Ser Phe Thr Glu
 165 170 175

Leu Lys Ile Ala Arg Asn Ile Tyr Ile Lys Val Gly Glu Asp Gln Val
 180 185 190

Phe Pro Pro Lys Cys Asn Ile Gly Lys Asn Phe Leu Ser Leu Asn Tyr
 195 200 205

Leu Ala Glu Tyr Leu Gln Pro Lys Ala Ala Glu Gly Cys Val Met Ser
 210 215 220

Ser Gln Pro Gln Asn Glu Glu Val His Ile Ile Glu Leu Ile Thr Pro
 225 230 235 240

Asn Ser Asn Pro Tyr Ser Ala Phe Gln Val Asp Ile Thr Ile Asp Ile
 245 250 255

Arg Pro Ser Gln Glu Asp Leu Glu Val Val Lys Asn Leu Ile Leu Ile
 260 265 270

ES 2 534 734 B1

Leu Lys Cys Lys Lys Ser Val Asn Trp Val Ile Lys Ser Phe Asp Val
 275 280 285

Lys Gly Ser Leu Lys Ile Ile Ala Pro Asn Ser Ile Gly Phe Gly Lys
 290 295 300

Glu Ser Glu Arg Ser Met Thr Met Thr Lys Ser Ile Arg Asp Asp Ile
 305 310 315 320

Pro Ser Thr Gln Gly Asn Leu Val Lys Trp Ala Leu Asp Asn Gly Tyr
 325 330 335

Ser Pro Ile Thr Ser Tyr Thr Met Ala Pro Val Ala Asn Arg Phe His
 340 345 350

Leu Arg Leu Glu Asn Asn Ala Glu Glu Met Gly Asp Glu Glu Val His
 355 360 365

Thr Ile Pro Pro Glu Leu Arg Ile Leu Leu Asp Pro Gly Ala Leu Pro
 370 375 380

Ala Leu Gln Asn Pro Pro Ile Arg Gly Gly Glu Gly Gln Asn Gly Gly
 385 390 395 400

Leu Pro Phe Pro Phe Pro Asp Ile Ser Arg Arg Val Trp Asn Glu Glu
 405 410 415

Gly Glu Asp Gly Leu Pro Arg Pro Lys Asp Pro Val Ile Pro Ser Ile
 420 425 430

Gln Leu Phe Pro Gly Leu Arg Glu Pro Glu Glu Val Gln Gly Ser Val
 435 440 445

Asp Ile Ala Leu Ser Val Lys Cys Asp Asn Glu Lys Met Ile Val Ala
 450 455 460

Val Glu Lys Asp Ser Phe Gln Ala Ser Gly Tyr Ser Gly Met Asp Val
 465 470 475 480

Thr Leu Leu Asp Pro Thr Cys Lys Ala Lys Met Asn Gly Thr His Phe
 485 490 495

Val Leu Glu Ser Pro Leu Asn Gly Cys Gly Thr Arg Pro Arg Trp Ser
 500 505 510

ES 2 534 734 B1

Ala Leu Asp Gly Val Val Tyr Tyr Asn Ser Ile Val Ile Gln Val Pro
 515 520 525

Ala Leu Gly Asp Ser Ser Gly Trp Pro Asp Gly Tyr Glu Asp Leu Glu
 530 535 540

Ser Gly Asp Asn Gly Phe Pro Gly Asp Met Asp Glu Gly Asp Ala Ser
 545 550 555 560

Leu Phe Thr Arg Pro Glu Ile Val Val Phe Asn Cys Ser Leu Gln Gln
 565 570 575

Val Arg Asn Pro Ser Ser Phe Gln Glu Gln Pro His Gly Asn Ile Thr
 580 585 590

Phe Asn Met Glu Leu Tyr Asn Thr Asp Leu Phe Leu Val Pro Ser Gln
 595 600 605

Gly Val Phe Ser Val Pro Glu Asn Gly His Val Tyr Val Glu Val Ser
 610 615 620

Val Thr Lys Ala Glu Gln Glu Leu Gly Phe Ala Ile Gln Thr Cys Phe
 625 630 635 640

Ile Ser Pro Tyr Ser Asn Pro Asp Arg Met Ser His Tyr Thr Ile Ile
 645 650 655

Glu Asn Ile Cys Pro Lys Asp Glu Ser Val Lys Phe Tyr Ser Pro Lys
 660 665 670

Arg Val His Phe Pro Ile Pro Gln Ala Asp Met Asp Lys Lys Arg Phe
 675 680 685

Ser Phe Val Phe Lys Pro Val Phe Asn Thr Ser Leu Leu Phe Leu Gln
 690 695 700

Cys Glu Leu Thr Leu Cys Thr Lys Met Glu Lys His Pro Gln Lys Leu
 705 710 715 720

Pro Lys Cys Val Pro Pro Asp Glu Ala Cys Thr Ser Leu Asp Ala Ser
 725 730 735

Ile Ile Trp Ala Met Met Gln Asn Lys Lys Thr Phe Thr Lys Pro Leu
 740 745 750

ES 2 534 734 B1

Ala Val Ile His His Glu Ala Glu Ser Lys Glu Lys Gly Pro Ser Met
 755 760 765

Lys Glu Pro Asn Pro Ile Ser Pro Pro Ile Phe His Gly Leu Asp Thr
 770 775 780

Leu Thr Val Met Gly Ile Ala Phe Ala Ala Phe Val Ile Gly Ala Leu
 785 790 795 800

Leu Thr Gly Ala Leu Trp Tyr Ile Tyr Ser His Thr Gly Glu Thr Ala
 805 810 815

Gly Arg Gln Gln Val Pro Thr Ser Pro Pro Ala Ser Glu Asn Ser Ser
 820 825 830

Ala Ala His Ser Ile Gly Ser Thr Gln Ser Thr Pro Cys Ser Ser Ser
 835 840 845

Ser Thr Ala
 850

<210> 95
 <211> 373
 <212> PRT
 <213> Homo sapiens

<400> 95

Met Ala Ser Lys Pro Glu Lys Arg Val Ala Ser Ser Val Phe Ile Thr
 1 5 10 15

Leu Ala Pro Pro Arg Arg Asp Val Ala Val Ala Glu Glu Val Arg Gln
 20 25 30

Ala Val Cys Glu Ala Arg Arg Gly Arg Pro Trp Glu Ala Pro Ala Pro
 35 40 45

Met Lys Thr Pro Glu Ala Gly Leu Ala Gly Arg Pro Ser Pro Trp Thr
 50 55 60

Thr Pro Gly Arg Ala Ala Ala Thr Val Pro Ala Ala Pro Met Gln Leu
 65 70 75 80

Phe Asn Gly Gly Cys Pro Pro Pro Pro Pro Val Leu Asp Gly Glu Asp
 85 90 95

ES 2 534 734 B1

Val Leu Pro Asp Leu Asp Leu Leu Pro Pro Pro Pro Pro Pro Pro Pro
 100 105 110

Val Leu Leu Pro Ser Glu Glu Glu Ala Pro Ala Pro Met Gly Ala Ser
 115 120 125

Leu Ile Ala Asp Leu Glu Gln Leu His Leu Ser Pro Pro Pro Pro Pro
 130 135 140

Pro Gln Ala Pro Ala Glu Gly Pro Ser Val Gln Pro Gly Pro Leu Arg
 145 150 155 160

Pro Met Glu Glu Glu Leu Pro Pro Pro Pro Ala Glu Pro Val Glu Lys
 165 170 175

Gly Ala Ser Thr Asp Ile Cys Ala Phe Cys His Lys Thr Val Ser Pro
 180 185 190

Arg Glu Leu Ala Val Glu Ala Met Lys Arg Gln Tyr His Ala Gln Cys
 195 200 205

Phe Thr Cys Arg Thr Cys Arg Arg Gln Leu Ala Gly Gln Ser Phe Tyr
 210 215 220

Gln Lys Asp Gly Arg Pro Leu Cys Glu Pro Cys Tyr Gln Asp Thr Leu
 225 230 235 240

Glu Arg Cys Gly Lys Cys Gly Glu Val Val Arg Asp His Ile Ile Arg
 245 250 255

Ala Leu Gly Gln Ala Phe His Pro Ser Cys Phe Thr Cys Val Thr Cys
 260 265 270

Ala Arg Cys Ile Gly Asp Glu Ser Phe Ala Leu Gly Ser Gln Asn Glu
 275 280 285

Val Tyr Cys Leu Asp Asp Phe Tyr Arg Lys Phe Ala Pro Val Cys Ser
 290 295 300

Ile Cys Glu Asn Pro Ile Ile Pro Arg Asp Gly Lys Asp Ala Phe Lys
 305 310 315 320

Ile Glu Cys Met Gly Arg Asn Phe His Glu Asn Cys Tyr Arg Cys Glu
 325 330 335

ES 2 534 734 B1

Asp Cys Arg Ile Leu Leu Ser Val Glu Pro Thr Asp Gln Gly Cys Tyr
 340 345 350

Pro Leu Asn Asn His Leu Phe Cys Lys Pro Cys His Val Lys Arg Ser
 355 360 365

Ala Ala Gly Cys Cys
 370

<210> 96
 <211> 374
 <212> PRT
 <213> Homo sapiens

<400> 96

Met Ala Ser Lys Pro Glu Lys Arg Val Ala Ser Ser Val Phe Ile Thr
 1 5 10 15

Leu Ala Pro Pro Arg Arg Asp Val Ala Val Ala Glu Glu Val Arg Gln
 20 25 30

Ala Val Cys Glu Ala Arg Arg Gly Arg Pro Trp Glu Ala Pro Ala Pro
 35 40 45

Met Lys Thr Pro Glu Ala Gly Leu Ala Gly Arg Pro Ser Pro Trp Thr
 50 55 60

Thr Pro Gly Arg Ala Ala Ala Thr Val Pro Ala Ala Pro Met Gln Leu
 65 70 75 80

Phe Asn Gly Gly Cys Pro Pro Pro Pro Pro Val Leu Asp Gly Glu Asp
 85 90 95

Val Leu Pro Asp Leu Asp Leu Leu Pro Pro Pro Pro Pro Pro Pro
 100 105 110

Val Leu Leu Pro Ser Glu Glu Glu Ala Pro Ala Pro Met Gly Ala Ser
 115 120 125

Leu Ile Ala Asp Leu Glu Gln Leu His Leu Ser Pro Pro Pro Pro Pro
 130 135 140

Pro Gln Ala Pro Ala Glu Gly Pro Ser Val Gln Pro Gly Pro Leu Arg
 145 150 155 160

ES 2 534 734 B1

Pro Met Glu Glu Glu Leu Pro Pro Pro Pro Ala Glu Pro Val Glu Lys
 165 170 175

Gly Ala Ser Thr Asp Ile Cys Ala Phe Cys His Lys Thr Val Ser Pro
 180 185 190

Arg Glu Leu Ala Val Glu Ala Met Lys Arg Gln Tyr His Ala Gln Cys
 195 200 205

Phe Thr Cys Arg Thr Cys Arg Arg Gln Leu Ala Gly Gln Ser Phe Tyr
 210 215 220

Gln Lys Asp Gly Arg Pro Leu Cys Glu Pro Cys Tyr Gln Asp Thr Leu
 225 230 235 240

Glu Arg Cys Gly Lys Cys Gly Glu Val Val Arg Asp His Ile Ile Arg
 245 250 255

Ala Leu Gly Gln Ala Phe His Pro Ser Cys Phe Thr Cys Val Thr Cys
 260 265 270

Ala Arg Cys Ile Gly Asp Glu Ser Phe Ala Leu Gly Ser Gln Asn Glu
 275 280 285

Val Tyr Cys Leu Asp Asp Phe Tyr Arg Tyr Glu Lys Gly Leu Cys Thr
 290 295 300

Gly Trp Gly Ala Gly Thr Gly Arg Asp Pro Ser Arg Val Lys Glu Leu
 305 310 315 320

Ser Leu Ser Pro Gly Cys Trp Ala Arg Val Ser Cys Leu Leu Val Tyr
 325 330 335

Tyr Lys Glu Tyr Tyr Arg Ala Gly Leu Gly Ala Val Ala His Ala Cys
 340 345 350

Asn Pro Ser Thr Leu Gly Gly Arg Gly Gly Trp Ile Thr Arg Ser Gly
 355 360 365

Asp Arg Asp His Pro Gly
 370

<210> 97
 <211> 276

ES 2 534 734 B1

<212> PRT

<213> Homo sapiens

<400> 97

Met Ala Ser Lys Pro Glu Lys Arg Val Ala Ser Ser Val Phe Ile Thr
1 5 10 15

Leu Ala Pro Pro Arg Arg Asp Val Ala Val Ala Glu Glu Val Arg Gln
20 25 30

Ala Val Cys Glu Ala Arg Arg Gly Arg Pro Trp Glu Ala Pro Ala Pro
35 40 45

Met Lys Thr Pro Glu Ala Gly Leu Ala Gly Arg Pro Ser Pro Trp Thr
50 55 60

Thr Pro Gly Arg Ala Ala Ala Thr Val Pro Ala Ala Pro Met Gln Leu
65 70 75 80

Phe Asn Gly Asp Ile Cys Ala Phe Cys His Lys Thr Val Ser Pro Arg
85 90 95

Glu Leu Ala Val Glu Ala Met Lys Arg Gln Tyr His Ala Gln Cys Phe
100 105 110

Thr Cys Arg Thr Cys Arg Arg Gln Leu Ala Gly Gln Ser Phe Tyr Gln
115 120 125

Lys Asp Gly Arg Pro Leu Cys Glu Pro Cys Tyr Gln Asp Thr Leu Glu
130 135 140

Arg Cys Gly Lys Cys Gly Glu Val Val Arg Asp His Ile Ile Arg Ala
145 150 155 160

Leu Gly Gln Ala Phe His Pro Ser Cys Phe Thr Cys Val Thr Cys Ala
165 170 175

Arg Cys Ile Gly Asp Glu Ser Phe Ala Leu Gly Ser Gln Asn Glu Val
180 185 190

Tyr Cys Leu Asp Asp Phe Tyr Arg Lys Phe Ala Pro Val Cys Ser Ile
195 200 205

ES 2 534 734 B1

Cys Glu Asn Pro Ile Ile Pro Arg Asp Gly Lys Asp Ala Phe Lys Ile
 210 215 220

Glu Cys Met Gly Arg Asn Phe His Glu Asn Cys Tyr Arg Cys Glu Asp
 225 230 235 240

Cys Arg Ile Leu Leu Ser Val Glu Pro Thr Asp Gln Gly Cys Tyr Pro
 245 250 255

Leu Asn Asn His Leu Phe Cys Lys Pro Cys His Val Lys Arg Ser Ala
 260 265 270

Ala Gly Cys Cys
 275

<210> 98
 <211> 476
 <212> PRT
 <213> Homo sapiens

<400> 98

Met Ser Gly Ala Arg Cys Arg Thr Leu Tyr Pro Phe Ser Gly Glu Arg
 1 5 10 15

His Gly Gln Gly Leu Arg Phe Ala Ala Gly Glu Leu Ile Thr Leu Leu
 20 25 30

Gln Val Pro Asp Gly Gly Trp Trp Glu Gly Glu Lys Glu Asp Gly Leu
 35 40 45

Arg Gly Trp Phe Pro Ala Ser Tyr Val Gln Leu Leu Glu Lys Pro Gly
 50 55 60

Met Val Pro Pro Pro Pro Gly Glu Glu Ser Gln Thr Val Ile Leu Pro
 65 70 75 80

Pro Gly Trp Gln Ser Tyr Leu Ser Pro Gln Gly Arg Arg Tyr Tyr Val
 85 90 95

Asn Thr Thr Thr Asn Glu Thr Thr Trp Glu Arg Pro Ser Ser Ser Pro
 100 105 110

Gly Ile Pro Ala Ser Pro Gly Ser His Arg Ser Ser Leu Pro Pro Thr
 115 120 125

ES 2 534 734 B1

Val Asn Gly Tyr His Ala Ser Gly Thr Pro Ala His Pro Pro Glu Thr
 130 135 140

Ala His Met Ser Val Arg Lys Ser Thr Gly Asp Ser Gln Asn Leu Gly
 145 150 155 160

Ser Ser Ser Pro Ser Lys Lys Gln Ser Lys Glu Asn Thr Ile Thr Ile
 165 170 175

Asn Cys Val Thr Phe Pro His Pro Asp Thr Met Pro Glu Gln Gln Leu
 180 185 190

Leu Lys Pro Thr Glu Trp Ser Tyr Cys Asp Tyr Phe Trp Ala Asp Lys
 195 200 205

Lys Asp Pro Gln Gly Asn Gly Thr Val Ala Gly Phe Glu Leu Leu Leu
 210 215 220

Gln Lys Gln Leu Lys Gly Lys Gln Met Gln Lys Glu Met Ser Glu Phe
 225 230 235 240

Ile Arg Glu Arg Ile Lys Ile Glu Glu Asp Tyr Ala Lys Asn Leu Ala
 245 250 255

Lys Leu Ser Gln Asn Ser Leu Ala Ser Gln Glu Glu Gly Ser Leu Gly
 260 265 270

Glu Ala Trp Ala Gln Val Lys Lys Ser Leu Ala Asp Glu Ala Glu Val
 275 280 285

His Leu Lys Phe Ser Ala Lys Leu His Ser Glu Val Glu Lys Pro Leu
 290 295 300

Met Asn Phe Arg Glu Asn Phe Lys Lys Asp Met Lys Lys Cys Asp His
 305 310 315 320

His Ile Ala Asp Leu Arg Lys Gln Leu Ala Ser Arg Tyr Ala Ser Val
 325 330 335

Glu Lys Ala Arg Lys Ala Leu Thr Glu Arg Gln Arg Asp Leu Glu Met
 340 345 350

Lys Thr Gln Gln Leu Glu Ile Lys Leu Ser Asn Lys Thr Glu Glu Asp
 355 360 365

ES 2 534 734 B1

Ile Lys Lys Ala Arg Arg Lys Ser Thr Gln Ala Gly Asp Asp Leu Met
 370 375 380

Arg Cys Val Asp Leu Tyr Asn Gln Ala Gln Ser Lys Trp Phe Glu Glu
 385 390 395 400

Met Val Thr Thr Thr Leu Glu Leu Glu Arg Leu Glu Val Glu Arg Val
 405 410 415

Glu Met Ile Arg Gln His Leu Cys Gln Tyr Thr Gln Leu Arg His Glu
 420 425 430

Thr Asp Met Phe Asn Gln Ser Thr Val Glu Pro Val Asp Gln Leu Leu
 435 440 445

Arg Lys Val Asp Pro Ala Lys Asp Arg Glu Leu Trp Val Arg Glu His
 450 455 460

Lys Thr Gly Asn Ile Arg Pro Val Asp Met Glu Ile
 465 470 475

<210> 99
 <211> 416
 <212> PRT
 <213> Homo sapiens

<400> 99

Met Lys Pro Gly Met Val Pro Pro Pro Pro Gly Glu Glu Ser Gln Thr
 1 5 10 15

Val Ile Leu Pro Pro Gly Trp Gln Ser Tyr Leu Ser Pro Gln Gly Arg
 20 25 30

Arg Tyr Tyr Val Asn Thr Thr Thr Asn Glu Thr Thr Trp Glu Arg Pro
 35 40 45

Ser Ser Ser Pro Gly Ile Pro Ala Ser Pro Gly Ser His Arg Ser Ser
 50 55 60

Leu Pro Pro Thr Val Asn Gly Tyr His Ala Ser Gly Thr Pro Ala His
 65 70 75 80

Pro Pro Glu Thr Ala His Met Ser Val Arg Lys Ser Thr Gly Asp Ser
 85 90 95

ES 2 534 734 B1

Gln Asn Leu Gly Ser Ser Ser Pro Ser Lys Lys Gln Ser Lys Glu Asn
 100 105 110

Thr Ile Thr Ile Asn Cys Val Thr Phe Pro His Pro Asp Thr Met Pro
 115 120 125

Glu Gln Gln Leu Leu Lys Pro Thr Glu Trp Ser Tyr Cys Asp Tyr Phe
 130 135 140

Trp Ala Asp Lys Lys Asp Pro Gln Gly Asn Gly Thr Val Ala Gly Phe
 145 150 155 160

Glu Leu Leu Leu Gln Lys Gln Leu Lys Gly Lys Gln Met Gln Lys Glu
 165 170 175

Met Ser Glu Phe Ile Arg Glu Arg Ile Lys Ile Glu Glu Asp Tyr Ala
 180 185 190

Lys Asn Leu Ala Lys Leu Ser Gln Asn Ser Leu Ala Ser Gln Glu Glu
 195 200 205

Gly Ser Leu Gly Glu Ala Trp Ala Gln Val Lys Lys Ser Leu Ala Asp
 210 215 220

Glu Ala Glu Val His Leu Lys Phe Ser Ala Lys Leu His Ser Glu Val
 225 230 235 240

Glu Lys Pro Leu Met Asn Phe Arg Glu Asn Phe Lys Lys Asp Met Lys
 245 250 255

Lys Cys Asp His His Ile Ala Asp Leu Arg Lys Gln Leu Ala Ser Arg
 260 265 270

Tyr Ala Ser Val Glu Lys Ala Arg Lys Ala Leu Thr Glu Arg Gln Arg
 275 280 285

Asp Leu Glu Met Lys Thr Gln Gln Leu Glu Ile Lys Leu Ser Asn Lys
 290 295 300

Thr Glu Glu Asp Ile Lys Lys Ala Arg Arg Lys Ser Thr Gln Ala Gly
 305 310 315 320

Asp Asp Leu Met Arg Cys Val Asp Leu Tyr Asn Gln Ala Gln Ser Lys
 325 330 335

ES 2 534 734 B1

Trp Phe Glu Glu Met Val Thr Thr Thr Leu Glu Leu Glu Arg Leu Glu
 340 345 350

Val Glu Arg Val Glu Met Ile Arg Gln His Leu Cys Gln Tyr Thr Gln
 355 360 365

Leu Arg His Glu Thr Asp Met Phe Asn Gln Ser Thr Val Glu Pro Val
 370 375 380

Asp Gln Leu Leu Arg Lys Val Asp Pro Ala Lys Asp Arg Glu Leu Trp
 385 390 395 400

Val Arg Glu His Lys Thr Gly Asn Ile Arg Pro Val Asp Met Glu Ile
 405 410 415

<210> 100
 <211> 412
 <212> PRT
 <213> Homo sapiens

<400> 100

Met Val Pro Pro Pro Pro Gly Glu Glu Ser Gln Thr Val Ile Leu Pro
 1 5 10 15

Pro Gly Trp Gln Ser Tyr Leu Ser Pro Gln Gly Arg Arg Tyr Tyr Val
 20 25 30

Asn Thr Thr Thr Asn Glu Thr Thr Trp Glu Arg Pro Ser Ser Ser Pro
 35 40 45

Gly Ile Pro Ala Ser Pro Gly Ser His Arg Ser Ser Leu Pro Pro Thr
 50 55 60

Val Asn Gly Tyr His Ala Ser Gly Thr Pro Ala His Pro Pro Glu Thr
 65 70 75 80

Ala His Met Ser Val Arg Lys Ser Thr Gly Asp Ser Gln Asn Leu Gly
 85 90 95

Ser Ser Ser Pro Ser Lys Lys Gln Ser Lys Glu Asn Thr Ile Thr Ile
 100 105 110

Asn Cys Val Thr Phe Pro His Pro Asp Thr Met Pro Glu Gln Gln Leu
 115 120 125

ES 2 534 734 B1

Leu Lys Pro Thr Glu Trp Ser Tyr Cys Asp Tyr Phe Trp Ala Asp Lys
 130 135 140

Lys Asp Pro Gln Gly Asn Gly Thr Val Ala Gly Phe Glu Leu Leu Leu
 145 150 155 160

Gln Lys Gln Leu Lys Gly Lys Gln Met Gln Lys Glu Met Ser Glu Phe
 165 170 175

Ile Arg Glu Arg Ile Lys Ile Glu Glu Asp Tyr Ala Lys Asn Leu Ala
 180 185 190

Lys Leu Ser Gln Asn Ser Leu Ala Ser Gln Glu Glu Gly Ser Leu Gly
 195 200 205

Glu Ala Trp Ala Gln Val Lys Lys Ser Leu Ala Asp Glu Ala Glu Val
 210 215 220

His Leu Lys Phe Ser Ala Lys Leu His Ser Glu Val Glu Lys Pro Leu
 225 230 235 240

Met Asn Phe Arg Glu Asn Phe Lys Lys Asp Met Lys Lys Cys Asp His
 245 250 255

His Ile Ala Asp Leu Arg Lys Gln Leu Ala Ser Arg Tyr Ala Ser Val
 260 265 270

Glu Lys Ala Arg Lys Ala Leu Thr Glu Arg Gln Arg Asp Leu Glu Met
 275 280 285

Lys Thr Gln Gln Leu Glu Ile Lys Leu Ser Asn Lys Thr Glu Glu Asp
 290 295 300

Ile Lys Lys Ala Arg Arg Lys Ser Thr Gln Ala Gly Asp Asp Leu Met
 305 310 315 320

Arg Cys Val Asp Leu Tyr Asn Gln Ala Gln Ser Lys Trp Phe Glu Glu
 325 330 335

Met Val Thr Thr Thr Leu Glu Leu Glu Arg Leu Glu Val Glu Arg Val
 340 345 350

Glu Met Ile Arg Gln His Leu Cys Gln Tyr Thr Gln Leu Arg His Glu
 355 360 365

ES 2 534 734 B1

Thr Asp Met Phe Asn Gln Ser Thr Val Glu Pro Val Asp Gln Leu Leu
 370 375 380

Arg Lys Val Asp Pro Ala Lys Asp Arg Glu Leu Trp Val Arg Glu His
 385 390 395 400

Lys Thr Gly Asn Ile Arg Pro Val Asp Met Glu Ile
 405 410

<210> 101
 <211> 336
 <212> PRT
 <213> Homo sapiens

<400> 101

Met Ser Asn Met Glu Asn Ser Phe Asp Asp Val Ser Cys Leu Ser Pro
 1 5 10 15

Gln Asn Leu Gly Ser Ser Ser Pro Ser Lys Lys Gln Ser Lys Glu Asn
 20 25 30

Thr Ile Thr Ile Asn Cys Val Thr Phe Pro His Pro Asp Thr Met Pro
 35 40 45

Glu Gln Gln Leu Leu Lys Pro Thr Glu Trp Ser Tyr Cys Asp Tyr Phe
 50 55 60

Trp Ala Asp Lys Lys Asp Pro Gln Gly Asn Gly Thr Val Ala Gly Phe
 65 70 75 80

Glu Leu Leu Leu Gln Lys Gln Leu Lys Gly Lys Gln Met Gln Lys Glu
 85 90 95

Met Ser Glu Phe Ile Arg Glu Arg Ile Lys Ile Glu Glu Asp Tyr Ala
 100 105 110

Lys Asn Leu Ala Lys Leu Ser Gln Asn Ser Leu Ala Ser Gln Glu Glu
 115 120 125

Gly Ser Leu Gly Glu Ala Trp Ala Gln Val Lys Lys Ser Leu Ala Asp
 130 135 140

Glu Ala Glu Val His Leu Lys Phe Ser Ala Lys Leu His Ser Glu Val
 145 150 155 160

ES 2 534 734 B1

Glu Lys Pro Leu Met Asn Phe Arg Glu Asn Phe Lys Lys Asp Met Lys
 165 170 175

Lys Cys Asp His His Ile Ala Asp Leu Arg Lys Gln Leu Ala Ser Arg
 180 185 190

Tyr Ala Ser Val Glu Lys Ala Arg Lys Ala Leu Thr Glu Arg Gln Arg
 195 200 205

Asp Leu Glu Met Lys Thr Gln Gln Leu Glu Ile Lys Leu Ser Asn Lys
 210 215 220

Thr Glu Glu Asp Ile Lys Lys Ala Arg Arg Lys Ser Thr Gln Ala Gly
 225 230 235 240

Asp Asp Leu Met Arg Cys Val Asp Leu Tyr Asn Gln Ala Gln Ser Lys
 245 250 255

Trp Phe Glu Glu Met Val Thr Thr Thr Leu Glu Leu Glu Arg Leu Glu
 260 265 270

Val Glu Arg Val Glu Met Ile Arg Gln His Leu Cys Gln Tyr Thr Gln
 275 280 285

Leu Arg His Glu Thr Asp Met Phe Asn Gln Ser Thr Val Glu Pro Val
 290 295 300

Asp Gln Leu Leu Arg Lys Val Asp Pro Ala Lys Asp Arg Glu Leu Trp
 305 310 315 320

Val Arg Glu His Lys Thr Gly Asn Ile Arg Pro Val Asp Met Glu Ile
 325 330 335

<210> 102
 <211> 258
 <212> PRT
 <213> Homo sapiens

<400> 102

Met Leu Pro Leu Cys Leu Val Ala Ala Leu Leu Leu Ala Ala Gly Pro
 1 5 10 15

Gly Pro Ser Leu Gly Asp Glu Ala Ile His Cys Pro Pro Cys Ser Glu
 20 25 30

ES 2 534 734 B1

Glu Lys Leu Ala Arg Cys Arg Pro Pro Val Gly Cys Glu Glu Leu Val
 35 40 45

Arg Glu Pro Gly Cys Gly Cys Cys Ala Thr Cys Ala Leu Gly Leu Gly
 50 55 60

Met Pro Cys Gly Val Tyr Thr Pro Arg Cys Gly Ser Gly Leu Arg Cys
 65 70 75 80

Tyr Pro Pro Arg Gly Val Glu Lys Pro Leu His Thr Leu Met His Gly
 85 90 95

Gln Gly Val Cys Met Glu Leu Ala Glu Ile Glu Ala Ile Gln Glu Ser
 100 105 110

Leu Gln Pro Ser Asp Lys Asp Glu Gly Asp His Pro Asn Asn Ser Phe
 115 120 125

Ser Pro Cys Ser Ala His Asp Arg Arg Cys Leu Gln Lys His Phe Ala
 130 135 140

Lys Ile Arg Asp Arg Ser Thr Ser Gly Gly Lys Met Lys Val Asn Gly
 145 150 155 160

Ala Pro Arg Glu Asp Ala Arg Pro Val Pro Gln Gly Ser Cys Gln Ser
 165 170 175

Glu Leu His Arg Ala Leu Glu Arg Leu Ala Ala Ser Gln Ser Arg Thr
 180 185 190

His Glu Asp Leu Tyr Ile Ile Pro Ile Pro Asn Cys Asp Arg Asn Gly
 195 200 205

Asn Phe His Pro Lys Gln Cys His Pro Ala Leu Asp Gly Gln Arg Gly
 210 215 220

Lys Cys Trp Cys Val Asp Arg Lys Thr Gly Val Lys Leu Pro Gly Gly
 225 230 235 240

Leu Glu Pro Lys Gly Glu Leu Asp Cys His Gln Leu Ala Asp Ser Phe
 245 250 255

Arg Glu

ES 2 534 734 B1

<210> 103
 <211> 1877
 <212> PRT
 <213> Homo sapiens

<400> 103

Met Leu Gly Ser Ser Val Lys Ser Val Gln Pro Glu Val Glu Leu Ser
 1 5 10 15

Ser Gly Gly Gly Asp Glu Gly Ala Asp Glu Pro Arg Gly Ala Gly Arg
 20 25 30

Lys Ala Ala Ala Ala Asp Gly Arg Gly Met Leu Pro Lys Arg Ala Lys
 35 40 45

Ala Pro Gly Gly Gly Gly Gly Met Ala Lys Ala Ser Ala Ala Glu Leu
 50 55 60

Lys Val Phe Lys Ser Gly Ser Val Asp Ser Arg Val Pro Gly Gly Pro
 65 70 75 80

Pro Ala Ser Asn Leu Arg Lys Gln Lys Ser Leu Thr Asn Leu Ser Phe
 85 90 95

Leu Thr Asp Ser Glu Lys Lys Leu Gln Leu Tyr Glu Pro Glu Trp Ser
 100 105 110

Asp Asp Met Ala Lys Ala Pro Lys Gly Leu Gly Lys Val Gly Ser Lys
 115 120 125

Gly Arg Glu Ala Pro Leu Met Ser Lys Thr Leu Ser Lys Ser Glu His
 130 135 140

Ser Leu Phe Gln Ala Lys Gly Ser Pro Ala Gly Gly Ala Lys Thr Pro
 145 150 155 160

Leu Ala Pro Leu Ala Pro Asn Leu Gly Lys Pro Ser Arg Ile Pro Arg
 165 170 175

Gly Pro Tyr Ala Glu Val Lys Pro Leu Ser Lys Ala Pro Glu Ala Ala
 180 185 190

Val Ser Glu Asp Gly Lys Ser Asp Asp Glu Leu Leu Ser Ser Lys Ala
 195 200 205

ES 2 534 734 B1

Lys Ala Gln Lys Ser Ser Gly Pro Val Pro Ser Ala Lys Gly Gln Glu
 210 215 220

Glu Arg Ala Phe Leu Lys Val Asp Pro Glu Leu Val Val Thr Val Leu
 225 230 235 240

Gly Asp Leu Glu Gln Leu Leu Phe Ser Gln Met Leu Asp Pro Glu Ser
 245 250 255

Gln Arg Lys Arg Thr Val Gln Asn Val Leu Asp Leu Arg Gln Asn Leu
 260 265 270

Glu Glu Thr Met Ser Ser Leu Arg Gly Ser Gln Val Thr His Ser Ser
 275 280 285

Leu Glu Met Thr Cys Tyr Asp Ser Asp Asp Ala Asn Pro Arg Ser Val
 290 295 300

Ser Ser Leu Ser Asn Arg Ser Ser Pro Leu Ser Trp Arg Tyr Gly Gln
 305 310 315 320

Ser Ser Pro Arg Leu Gln Ala Gly Asp Ala Pro Ser Val Gly Gly Ser
 325 330 335

Cys Arg Ser Glu Gly Thr Pro Ala Trp Tyr Met His Gly Glu Arg Ala
 340 345 350

His Tyr Ser His Thr Met Pro Met Arg Ser Pro Ser Lys Leu Ser His
 355 360 365

Ile Ser Arg Leu Glu Leu Val Glu Ser Leu Asp Ser Asp Glu Val Asp
 370 375 380

Leu Lys Ser Gly Tyr Met Ser Asp Ser Asp Leu Met Gly Lys Thr Met
 385 390 395 400

Thr Glu Asp Asp Asp Ile Thr Thr Gly Trp Asp Glu Ser Ser Ser Ile
 405 410 415

Ser Ser Gly Leu Ser Asp Ala Ser Asp Asn Leu Ser Ser Glu Glu Phe
 420 425 430

Asn Ala Ser Ser Ser Leu Asn Ser Leu Pro Ser Thr Pro Thr Ala Ser
 435 440 445

ES 2 534 734 B1

Arg Arg Asn Ser Thr Ile Val Leu Arg Thr Asp Ser Glu Lys Arg Ser
 450 455 460

Leu Ala Glu Ser Gly Leu Ser Trp Phe Ser Glu Ser Glu Glu Lys Ala
 465 470 475 480

Pro Lys Lys Leu Glu Tyr Asp Ser Gly Ser Leu Lys Met Glu Pro Gly
 485 490 495

Thr Ser Lys Trp Arg Arg Glu Arg Pro Glu Ser Cys Asp Asp Ser Ser
 500 505 510

Lys Gly Gly Glu Leu Lys Lys Pro Ile Ser Leu Gly His Pro Gly Ser
 515 520 525

Leu Lys Lys Gly Lys Thr Pro Pro Val Ala Val Thr Ser Pro Ile Thr
 530 535 540

His Thr Ala Gln Ser Ala Leu Lys Val Ala Gly Lys Pro Glu Gly Lys
 545 550 555 560

Ala Thr Asp Lys Gly Lys Leu Ala Val Lys Asn Thr Gly Leu Gln Arg
 565 570 575

Ser Ser Ser Asp Ala Gly Arg Asp Arg Leu Ser Asp Ala Lys Lys Pro
 580 585 590

Pro Ser Gly Ile Ala Arg Pro Ser Thr Ser Gly Ser Phe Gly Tyr Lys
 595 600 605

Lys Pro Pro Pro Ala Thr Gly Thr Ala Thr Val Met Gln Thr Gly Gly
 610 615 620

Ser Ala Thr Leu Ser Lys Ile Gln Lys Ser Ser Gly Ile Pro Val Lys
 625 630 635 640

Pro Val Asn Gly Arg Lys Thr Ser Leu Asp Val Ser Asn Ser Ala Glu
 645 650 655

Pro Gly Phe Leu Ala Pro Gly Ala Arg Ser Asn Ile Gln Tyr Arg Ser
 660 665 670

Leu Pro Arg Pro Ala Lys Ser Ser Ser Met Ser Val Thr Gly Gly Arg
 675 680 685

ES 2 534 734 B1

Gly Gly Pro Arg Pro Val Ser Ser Ser Ile Asp Pro Ser Leu Leu Ser
 690 695 700

Thr Lys Gln Gly Gly Leu Thr Pro Ser Arg Leu Lys Glu Pro Thr Lys
 705 710 715 720

Val Ala Ser Gly Arg Thr Thr Pro Ala Pro Val Asn Gln Thr Asp Arg
 725 730 735

Glu Lys Glu Lys Ala Lys Ala Lys Ala Val Ala Leu Asp Ser Asp Asn
 740 745 750

Ile Ser Leu Lys Ser Ile Gly Ser Pro Glu Ser Thr Pro Lys Asn Gln
 755 760 765

Ala Ser His Pro Thr Ala Thr Lys Leu Ala Glu Leu Pro Pro Thr Pro
 770 775 780

Leu Arg Ala Thr Ala Lys Ser Phe Val Lys Pro Pro Ser Leu Ala Asn
 785 790 795 800

Leu Asp Lys Val Asn Ser Asn Ser Leu Asp Leu Pro Ser Ser Ser Asp
 805 810 815

Thr Thr His Ala Ser Lys Val Pro Asp Leu His Ala Thr Ser Ser Ala
 820 825 830

Ser Gly Gly Pro Leu Pro Ser Cys Phe Thr Pro Ser Pro Ala Pro Ile
 835 840 845

Leu Asn Ile Asn Ser Ala Ser Phe Ser Gln Gly Leu Glu Leu Met Ser
 850 855 860

Gly Phe Ser Val Pro Lys Glu Thr Arg Met Tyr Pro Lys Leu Ser Gly
 865 870 875 880

Leu His Arg Ser Met Glu Ser Leu Gln Met Pro Met Ser Leu Pro Ser
 885 890 895

Ala Phe Pro Ser Ser Thr Pro Val Pro Thr Pro Pro Ala Pro Pro Ala
 900 905 910

Ala Pro Thr Glu Glu Glu Thr Glu Glu Leu Thr Trp Ser Gly Ser Pro
 915 920 925

ES 2 534 734 B1

Arg Ala Gly Gln Leu Asp Ser Asn Gln Arg Asp Arg Asn Thr Leu Pro
 930 935 940

Lys Lys Gly Leu Arg Tyr Gln Leu Gln Ser Gln Glu Glu Thr Lys Glu
 945 950 955 960

Arg Arg His Ser His Thr Ile Gly Gly Leu Pro Glu Ser Asp Asp Gln
 965 970 975

Ser Glu Leu Pro Ser Pro Pro Ala Leu Pro Met Ser Leu Ser Ala Lys
 980 985 990

Gly Gln Leu Thr Asn Ile Val Ser Pro Thr Ala Ala Thr Thr Pro Arg
 995 1000 1005

Ile Thr Arg Ser Asn Ser Ile Pro Thr His Glu Ala Ala Phe Glu
 1010 1015 1020

Leu Tyr Ser Gly Ser Gln Met Gly Ser Thr Leu Ser Leu Ala Glu
 1025 1030 1035

Arg Pro Lys Gly Met Ile Arg Ser Gly Ser Phe Arg Asp Pro Thr
 1040 1045 1050

Asp Asp Val His Gly Ser Val Leu Ser Leu Ala Ser Ser Ala Ser
 1055 1060 1065

Ser Thr Tyr Ser Ser Ala Glu Glu Arg Met Gln Ser Glu Gln Ile
 1070 1075 1080

Arg Lys Leu Arg Arg Glu Leu Glu Ser Ser Gln Glu Lys Val Ala
 1085 1090 1095

Thr Leu Thr Ser Gln Leu Ser Ala Asn Ala Asn Leu Val Ala Ala
 1100 1105 1110

Phe Glu Gln Ser Leu Val Asn Met Thr Ser Arg Leu Arg His Leu
 1115 1120 1125

Ala Glu Thr Ala Glu Glu Lys Asp Thr Glu Leu Leu Asp Leu Arg
 1130 1135 1140

Glu Thr Ile Asp Phe Leu Lys Lys Lys Asn Ser Glu Ala Gln Ala
 1145 1150 1155

ES 2 534 734 B1

Val	Ile	Gln	Gly	Ala	Leu	Asn	Ala	Ser	Glu	Thr	Thr	Pro	Lys	Glu
1160						1165					1170			
Leu	Arg	Ile	Lys	Arg	Gln	Asn	Ser	Ser	Asp	Ser	Ile	Ser	Ser	Leu
1175						1180					1185			
Asn	Ser	Ile	Thr	Ser	His	Ser	Ser	Ile	Gly	Ser	Ser	Lys	Asp	Ala
1190						1195					1200			
Asp	Ala	Lys	Lys	Lys	Lys	Lys	Lys	Ser	Trp	Val	Tyr	Glu	Leu	Arg
1205						1210					1215			
Ser	Ser	Phe	Asn	Lys	Ala	Phe	Ser	Ile	Lys	Lys	Gly	Pro	Lys	Ser
1220						1225					1230			
Ala	Ser	Ser	Tyr	Ser	Asp	Ile	Glu	Glu	Ile	Ala	Thr	Pro	Asp	Ser
1235						1240					1245			
Ser	Ala	Pro	Ser	Ser	Pro	Lys	Leu	Gln	His	Gly	Ser	Thr	Glu	Thr
1250						1255					1260			
Ala	Ser	Pro	Ser	Ile	Lys	Ser	Ser	Thr	Ser	Ser	Ser	Val	Gly	Thr
1265						1270					1275			
Asp	Val	Thr	Glu	Gly	Pro	Ala	His	Pro	Ala	Pro	His	Thr	Arg	Leu
1280						1285					1290			
Phe	His	Ala	Asn	Glu	Glu	Glu	Glu	Pro	Glu	Lys	Lys	Glu	Val	Ser
1295						1300					1305			
Glu	Leu	Arg	Ser	Glu	Leu	Trp	Glu	Lys	Glu	Met	Lys	Leu	Thr	Asp
1310						1315					1320			
Ile	Arg	Leu	Glu	Ala	Leu	Asn	Ser	Ala	His	Gln	Leu	Asp	Gln	Leu
1325						1330					1335			
Arg	Glu	Thr	Met	His	Asn	Met	Gln	Leu	Glu	Val	Asp	Leu	Leu	Lys
1340						1345					1350			
Ala	Glu	Asn	Asp	Arg	Leu	Lys	Val	Ala	Pro	Gly	Pro	Ser	Ser	Gly
1355						1360					1365			
Ser	Thr	Pro	Gly	Gln	Val	Pro	Gly	Ser	Ser	Ala	Leu	Ser	Ser	Pro
1370						1375					1380			

ES 2 534 734 B1

Arg	Arg	Ser	Leu	Gly	Leu	Ala	Leu	Thr	His	Ser	Phe	Gly	Pro	Ser
	1385					1390					1395			
Leu	Ala	Asp	Thr	Asp	Leu	Ser	Pro	Met	Asp	Gly	Ile	Ser	Thr	Cys
	1400					1405					1410			
Gly	Pro	Lys	Glu	Glu	Val	Thr	Leu	Arg	Val	Val	Val	Arg	Met	Pro
	1415					1420					1425			
Pro	Gln	His	Ile	Ile	Lys	Gly	Asp	Leu	Lys	Gln	Gln	Glu	Phe	Phe
	1430					1435					1440			
Leu	Gly	Cys	Ser	Lys	Val	Ser	Gly	Lys	Val	Asp	Trp	Lys	Met	Leu
	1445					1450					1455			
Asp	Glu	Ala	Val	Phe	Gln	Val	Phe	Lys	Asp	Tyr	Ile	Ser	Lys	Met
	1460					1465					1470			
Asp	Pro	Ala	Ser	Thr	Leu	Gly	Leu	Ser	Thr	Glu	Ser	Ile	His	Gly
	1475					1480					1485			
Tyr	Ser	Ile	Ser	His	Val	Lys	Arg	Val	Leu	Asp	Ala	Glu	Pro	Pro
	1490					1495					1500			
Glu	Met	Pro	Pro	Cys	Arg	Arg	Gly	Val	Asn	Asn	Ile	Ser	Val	Ser
	1505					1510					1515			
Leu	Lys	Gly	Leu	Lys	Glu	Lys	Cys	Val	Asp	Ser	Leu	Val	Phe	Glu
	1520					1525					1530			
Thr	Leu	Ile	Pro	Lys	Pro	Met	Met	Gln	His	Tyr	Ile	Ser	Leu	Leu
	1535					1540					1545			
Leu	Lys	His	Arg	Arg	Leu	Val	Leu	Ser	Gly	Pro	Ser	Gly	Thr	Gly
	1550					1555					1560			
Lys	Thr	Tyr	Leu	Thr	Asn	Arg	Leu	Ala	Glu	Tyr	Leu	Val	Glu	Arg
	1565					1570					1575			
Ser	Gly	Arg	Glu	Val	Thr	Glu	Gly	Ile	Val	Ser	Thr	Phe	Asn	Met
	1580					1585					1590			
His	Gln	Gln	Ser	Cys	Lys	Asp	Leu	Gln	Leu	Tyr	Leu	Ser	Asn	Leu
	1595					1600					1605			

ES 2 534 734 B1

Ala	Asn	Gln	Ile	Asp	Arg	Glu	Thr	Gly	Ile	Gly	Asp	Val	Pro	Leu
1610						1615					1620			
Val	Ile	Leu	Leu	Asp	Asp	Leu	Ser	Glu	Ala	Gly	Ser	Ile	Ser	Glu
1625						1630					1635			
Leu	Val	Asn	Gly	Ala	Leu	Thr	Cys	Lys	Tyr	His	Lys	Cys	Pro	Tyr
1640						1645					1650			
Ile	Ile	Gly	Thr	Thr	Asn	Gln	Pro	Val	Lys	Met	Thr	Pro	Asn	His
1655						1660					1665			
Gly	Leu	His	Leu	Ser	Phe	Arg	Met	Leu	Thr	Phe	Ser	Asn	Asn	Val
1670						1675					1680			
Glu	Pro	Ala	Asn	Gly	Phe	Leu	Val	Arg	Tyr	Leu	Arg	Arg	Lys	Leu
1685						1690					1695			
Val	Glu	Ser	Asp	Ser	Asp	Ile	Asn	Ala	Asn	Lys	Glu	Glu	Leu	Leu
1700						1705					1710			
Arg	Val	Leu	Asp	Trp	Val	Pro	Lys	Leu	Trp	Tyr	His	Leu	His	Thr
1715						1720					1725			
Phe	Leu	Glu	Lys	His	Ser	Thr	Ser	Asp	Phe	Leu	Ile	Gly	Pro	Cys
1730						1735					1740			
Phe	Phe	Leu	Ser	Cys	Pro	Ile	Gly	Ile	Glu	Asp	Phe	Arg	Thr	Trp
1745						1750					1755			
Phe	Ile	Asp	Leu	Trp	Asn	Asn	Ser	Ile	Ile	Pro	Tyr	Leu	Gln	Glu
1760						1765					1770			
Gly	Ala	Lys	Asp	Gly	Ile	Lys	Val	His	Gly	Gln	Lys	Ala	Ala	Trp
1775						1780					1785			
Glu	Asp	Pro	Val	Glu	Trp	Val	Arg	Asp	Thr	Leu	Pro	Trp	Pro	Ser
1790						1795					1800			
Ala	Gln	Gln	Asp	Gln	Ser	Lys	Leu	Tyr	His	Leu	Pro	Pro	Pro	Thr
1805						1810					1815			
Val	Gly	Pro	His	Ser	Ile	Ala	Ser	Pro	Pro	Glu	Asp	Arg	Thr	Val
1820						1825					1830			

ES 2 534 734 B1

Lys Asp Ser Thr Pro Ser Ser Leu Asp Ser Asp Pro Leu Met Ala
 1835 1840 1845

Met Leu Leu Lys Leu Gln Glu Ala Ala Asn Tyr Ile Glu Ser Pro
 1850 1855 1860

Asp Arg Glu Thr Ile Leu Asp Pro Asn Leu Gln Ala Thr Leu
 1865 1870 1875

<210> 104
 <211> 1483
 <212> PRT
 <213> Homo sapiens

<400> 104

Met Leu His Leu Pro Leu Pro Arg Ser Gly Arg Thr Val Asn Phe Pro
 1 5 10 15

Arg Ser Trp Asp Glu Ser Ser Ser Ile Ser Ser Gly Leu Ser Asp Ala
 20 25 30

Ser Asp Asn Leu Ser Ser Glu Glu Phe Asn Ala Ser Ser Ser Leu Asn
 35 40 45

Ser Leu Pro Ser Thr Pro Thr Ala Ser Arg Arg Asn Ser Thr Ile Val
 50 55 60

Leu Arg Thr Asp Ser Glu Lys Arg Ser Leu Ala Glu Ser Gly Leu Ser
 65 70 75 80

Trp Phe Ser Glu Ser Glu Glu Lys Ala Pro Lys Lys Leu Glu Tyr Asp
 85 90 95

Ser Gly Ser Leu Lys Met Glu Pro Gly Thr Ser Lys Trp Arg Arg Glu
 100 105 110

Arg Pro Glu Ser Cys Asp Asp Ser Ser Lys Gly Gly Glu Leu Lys Lys
 115 120 125

Pro Ile Ser Leu Gly His Pro Gly Ser Leu Lys Lys Gly Lys Thr Pro
 130 135 140

Pro Val Ala Val Thr Ser Pro Ile Thr His Thr Ala Gln Ser Ala Leu
 145 150 155 160

ES 2 534 734 B1

Lys Val Ala Gly Lys Pro Glu Gly Lys Ala Thr Asp Lys Gly Lys Leu
 165 170 175

Ala Val Lys Asn Thr Gly Leu Gln Arg Ser Ser Ser Asp Ala Gly Arg
 180 185 190

Asp Arg Leu Ser Asp Ala Lys Lys Pro Pro Ser Gly Ile Ala Arg Pro
 195 200 205

Ser Thr Ser Gly Ser Phe Gly Tyr Lys Lys Pro Pro Pro Ala Thr Gly
 210 215 220

Thr Ala Thr Val Met Gln Thr Gly Gly Ser Ala Thr Leu Ser Lys Ile
 225 230 235 240

Gln Lys Ser Ser Gly Ile Pro Val Lys Pro Val Asn Gly Arg Lys Thr
 245 250 255

Ser Leu Asp Val Ser Asn Ser Ala Glu Pro Gly Phe Leu Ala Pro Gly
 260 265 270

Ala Arg Ser Asn Ile Gln Tyr Arg Ser Leu Pro Arg Pro Ala Lys Ser
 275 280 285

Ser Ser Met Ser Val Thr Gly Gly Arg Gly Gly Pro Arg Pro Val Ser
 290 295 300

Ser Ser Ile Asp Pro Ser Leu Leu Ser Thr Lys Gln Gly Gly Leu Thr
 305 310 315 320

Pro Ser Arg Leu Lys Glu Pro Thr Lys Val Ala Ser Gly Arg Thr Thr
 325 330 335

Pro Ala Pro Val Asn Gln Thr Asp Arg Glu Lys Glu Lys Ala Lys Ala
 340 345 350

Lys Ala Val Ala Leu Asp Ser Asp Asn Ile Ser Leu Lys Ser Ile Gly
 355 360 365

Ser Pro Glu Ser Thr Pro Lys Asn Gln Ala Ser His Pro Thr Ala Thr
 370 375 380

Lys Leu Ala Glu Leu Pro Pro Thr Pro Leu Arg Ala Thr Ala Lys Ser
 385 390 395 400

ES 2 534 734 B1

Phe Val Lys Pro Pro Ser Leu Ala Asn Leu Asp Lys Val Asn Ser Asn
 405 410 415

Ser Leu Asp Leu Pro Ser Ser Ser Asp Thr Thr His Ala Ser Lys Val
 420 425 430

Pro Asp Leu His Ala Thr Ser Ser Ala Ser Gly Gly Pro Leu Pro Ser
 435 440 445

Cys Phe Thr Pro Ser Pro Ala Pro Ile Leu Asn Ile Asn Ser Ala Ser
 450 455 460

Phe Ser Gln Gly Leu Glu Leu Met Ser Gly Phe Ser Val Pro Lys Glu
 465 470 475 480

Thr Arg Met Tyr Pro Lys Leu Ser Gly Leu His Arg Ser Met Glu Ser
 485 490 495

Leu Gln Met Pro Met Ser Leu Pro Ser Ala Phe Pro Ser Ser Thr Pro
 500 505 510

Val Pro Thr Pro Pro Ala Pro Pro Ala Ala Pro Thr Glu Glu Glu Thr
 515 520 525

Glu Glu Leu Thr Trp Ser Gly Ser Pro Arg Ala Gly Gln Leu Asp Ser
 530 535 540

Asn Gln Arg Asp Arg Asn Thr Leu Pro Lys Lys Gly Leu Arg Tyr Gln
 545 550 555 560

Leu Gln Ser Gln Glu Glu Thr Lys Glu Arg Arg His Ser His Thr Ile
 565 570 575

Gly Gly Leu Pro Glu Ser Asp Asp Gln Ser Glu Leu Pro Ser Pro Pro
 580 585 590

Ala Leu Pro Met Ser Leu Ser Ala Lys Gly Gln Leu Thr Asn Ile Val
 595 600 605

Ser Pro Thr Ala Ala Thr Thr Pro Arg Ile Thr Arg Ser Asn Ser Ile
 610 615 620

Pro Thr His Glu Ala Ala Phe Glu Leu Tyr Ser Gly Ser Gln Met Gly
 625 630 635 640

ES 2 534 734 B1

Ser Thr Leu Ser Leu Ala Glu Arg Pro Lys Gly Met Ile Arg Ser Gly
 645 650 655

Ser Phe Arg Asp Pro Thr Asp Asp Val His Gly Ser Val Leu Ser Leu
 660 665 670

Ala Ser Ser Ala Ser Ser Thr Tyr Ser Ser Ala Glu Glu Arg Met Gln
 675 680 685

Ser Glu Gln Ile Arg Lys Leu Arg Arg Glu Leu Glu Ser Ser Gln Glu
 690 695 700

Lys Val Ala Thr Leu Thr Ser Gln Leu Ser Ala Asn Ala Asn Leu Val
 705 710 715 720

Ala Ala Phe Glu Gln Ser Leu Val Asn Met Thr Ser Arg Leu Arg His
 725 730 735

Leu Ala Glu Thr Ala Glu Glu Lys Asp Thr Glu Leu Leu Asp Leu Arg
 740 745 750

Glu Thr Ile Asp Phe Leu Lys Lys Lys Asn Ser Glu Ala Gln Ala Val
 755 760 765

Ile Gln Gly Ala Leu Asn Ala Ser Glu Thr Thr Pro Lys Glu Leu Arg
 770 775 780

Ile Lys Arg Gln Asn Ser Ser Asp Ser Ile Ser Ser Leu Asn Ser Ile
 785 790 795 800

Thr Ser His Ser Ser Ile Gly Ser Ser Lys Asp Ala Asp Ala Lys Lys
 805 810 815

Lys Lys Lys Lys Ser Trp Leu Arg Ser Ser Phe Asn Lys Ala Phe Ser
 820 825 830

Ile Lys Lys Gly Pro Lys Ser Ala Ser Ser Tyr Ser Asp Ile Glu Glu
 835 840 845

Ile Ala Thr Pro Asp Ser Ser Ala Pro Ser Ser Pro Lys Leu Gln His
 850 855 860

Gly Ser Thr Glu Thr Ala Ser Pro Ser Ile Lys Ser Ser Thr Ser Ser
 865 870 875 880

ES 2 534 734 B1

Cys	Arg	Arg	Gly	Val	Asn	Asn	Ile	Ser	Val	Ser	Leu	Lys	Gly	Leu
1115						1120					1125			
Lys	Glu	Lys	Cys	Val	Asp	Ser	Leu	Val	Phe	Glu	Thr	Leu	Ile	Pro
1130						1135					1140			
Lys	Pro	Met	Met	Gln	His	Tyr	Ile	Ser	Leu	Leu	Leu	Lys	His	Arg
1145						1150					1155			
Arg	Leu	Val	Leu	Ser	Gly	Pro	Ser	Gly	Thr	Gly	Lys	Thr	Tyr	Leu
1160						1165					1170			
Thr	Asn	Arg	Leu	Ala	Glu	Tyr	Leu	Val	Glu	Arg	Ser	Gly	Arg	Glu
1175						1180					1185			
Val	Thr	Glu	Gly	Ile	Val	Ser	Thr	Phe	Asn	Met	His	Gln	Gln	Ser
1190						1195					1200			
Cys	Lys	Asp	Leu	Gln	Leu	Tyr	Leu	Ser	Asn	Leu	Ala	Asn	Gln	Ile
1205						1210					1215			
Asp	Arg	Glu	Thr	Gly	Ile	Gly	Asp	Val	Pro	Leu	Val	Ile	Leu	Leu
1220						1225					1230			
Asp	Asp	Leu	Ser	Glu	Ala	Gly	Ser	Ile	Ser	Glu	Leu	Val	Asn	Gly
1235						1240					1245			
Ala	Leu	Thr	Cys	Lys	Tyr	His	Lys	Cys	Pro	Tyr	Ile	Ile	Gly	Thr
1250						1255					1260			
Thr	Asn	Gln	Pro	Val	Lys	Met	Thr	Pro	Asn	His	Gly	Leu	His	Leu
1265						1270					1275			
Ser	Phe	Arg	Met	Leu	Thr	Phe	Ser	Asn	Asn	Val	Glu	Pro	Ala	Asn
1280						1285					1290			
Gly	Phe	Leu	Val	Arg	Tyr	Leu	Arg	Arg	Lys	Leu	Val	Glu	Ser	Asp
1295						1300					1305			
Ser	Asp	Ile	Asn	Ala	Asn	Lys	Glu	Glu	Leu	Leu	Arg	Val	Leu	Asp
1310						1315					1320			
Trp	Val	Pro	Lys	Leu	Trp	Tyr	His	Leu	His	Thr	Phe	Leu	Glu	Lys
1325						1330					1335			

ES 2 534 734 B1

His Ser Thr Ser Asp Phe Leu Ile Gly Pro Cys Phe Phe Leu Ser
 1340 1345 1350

Cys Pro Ile Gly Ile Glu Asp Phe Arg Thr Trp Phe Ile Asp Leu
 1355 1360 1365

Trp Asn Asn Ser Ile Ile Pro Tyr Leu Gln Glu Gly Ala Lys Asp
 1370 1375 1380

Gly Ile Lys Val His Gly Gln Lys Ala Ala Trp Glu Asp Pro Val
 1385 1390 1395

Glu Trp Val Arg Asp Thr Leu Pro Trp Pro Ser Ala Gln Gln Asp
 1400 1405 1410 1415

Gln Ser Lys Leu Tyr His Leu Pro Pro Pro Thr Val Gly Pro His
 1415 1420 1425

Ser Ile Ala Ser Pro Pro Glu Asp Arg Thr Val Lys Asp Ser Thr
 1430 1435 1440

Pro Ser Ser Leu Asp Ser Asp Pro Leu Met Ala Met Leu Leu Lys
 1445 1450 1455

Leu Gln Glu Ala Ala Asn Tyr Ile Glu Ser Pro Asp Arg Glu Thr
 1460 1465 1470

Ile Leu Asp Pro Asn Leu Gln Ala Thr Leu
 1475 1480

<210> 105
 <211> 931
 <212> PRT
 <213> Homo sapiens

<400> 105

Met Lys Ile Gln Lys Lys Leu Thr Gly Cys Ser Arg Leu Met Leu Leu
 1 5 10 15

Cys Leu Ser Leu Glu Leu Leu Leu Glu Ala Gly Ala Gly Asn Ile His
 20 25 30

Tyr Ser Val Pro Glu Glu Thr Asp Lys Gly Ser Phe Val Gly Asn Ile
 35 40 45

ES 2 534 734 B1

Ala Lys Asp Leu Gly Leu Gln Pro Gln Glu Leu Ala Asp Gly Gly Val
50 55 60

Arg Ile Val Ser Arg Gly Arg Met Pro Leu Phe Ala Leu Asn Pro Arg
65 70 75 80

Ser Gly Ser Leu Ile Thr Ala Arg Arg Ile Asp Arg Glu Glu Leu Cys
85 90 95

Ala Gln Ser Met Pro Cys Leu Val Ser Phe Asn Ile Leu Val Glu Asp
100 105 110

Lys Met Lys Leu Phe Pro Val Glu Val Glu Ile Ile Asp Ile Asn Asp
115 120 125

Asn Thr Pro Gln Phe Gln Leu Glu Glu Leu Glu Phe Lys Met Asn Glu
130 135 140

Ile Thr Thr Pro Gly Thr Arg Val Ser Leu Pro Phe Gly Gln Asp Leu
145 150 155 160

Asp Val Gly Met Asn Ser Leu Gln Ser Tyr Gln Leu Ser Ser Asn Pro
165 170 175

His Phe Ser Leu Asp Val Gln Gln Gly Ala Asp Gly Pro Gln His Pro
180 185 190

Glu Met Val Leu Gln Ser Pro Leu Asp Arg Glu Glu Glu Ala Val His
195 200 205

His Leu Ile Leu Thr Ala Ser Asp Gly Gly Glu Pro Val Arg Ser Gly
210 215 220

Thr Leu Arg Ile Tyr Ile Gln Val Val Asp Ala Asn Asp Asn Pro Pro
225 230 235 240

Ala Phe Thr Gln Ala Gln Tyr His Ile Asn Val Pro Glu Asn Val Pro
245 250 255

Leu Gly Thr Gln Leu Leu Met Val Asn Ala Thr Asp Pro Asp Glu Gly
260 265 270

Ala Asn Gly Glu Val Thr Tyr Ser Phe His Asn Val Asp His Arg Val
275 280 285

ES 2 534 734 B1

Ala Gln Ile Phe Arg Leu Asp Ser Tyr Thr Gly Glu Ile Ser Asn Lys
 290 295 300

Glu Pro Leu Asp Phe Glu Glu Tyr Lys Met Tyr Ser Met Glu Val Gln
 305 310 315 320

Ala Gln Asp Gly Ala Gly Leu Met Ala Lys Val Lys Val Leu Ile Lys
 325 330 335

Val Leu Asp Val Asn Asp Asn Ala Pro Glu Val Thr Ile Thr Ser Val
 340 345 350

Thr Thr Ala Val Pro Glu Asn Phe Pro Pro Gly Thr Ile Ile Ala Leu
 355 360 365

Ile Ser Val His Asp Gln Asp Ser Gly Asp Asn Gly Tyr Thr Thr Cys
 370 375 380

Phe Ile Pro Gly Asn Leu Pro Phe Lys Leu Glu Lys Leu Val Asp Asn
 385 390 395 400

Tyr Tyr Arg Leu Val Thr Glu Arg Thr Leu Asp Arg Glu Leu Ile Ser
 405 410 415

Gly Tyr Asn Ile Thr Ile Thr Ala Ile Asp Gln Gly Thr Pro Ala Leu
 420 425 430

Ser Thr Glu Thr His Ile Ser Leu Leu Val Thr Asp Ile Asn Asp Asn
 435 440 445

Ser Pro Val Phe His Gln Asp Ser Tyr Ser Ala Tyr Ile Pro Glu Asn
 450 455 460

Asn Pro Arg Gly Ala Ser Ile Phe Ser Val Arg Ala His Asp Leu Asp
 465 470 475 480

Ser Asn Glu Asn Ala Gln Ile Thr Tyr Ser Leu Ile Glu Asp Thr Ile
 485 490 495

Gln Gly Ala Pro Leu Ser Ala Tyr Leu Ser Ile Asn Ser Asp Thr Gly
 500 505 510

Val Leu Tyr Ala Leu Arg Ser Phe Asp Tyr Glu Gln Phe Arg Asp Met
 515 520 525

ES 2 534 734 B1

Gln Leu Lys Val Met Ala Arg Asp Ser Gly Asp Pro Pro Leu Ser Ser
 530 535 540

Asn Val Ser Leu Ser Leu Phe Leu Leu Asp Gln Asn Asp Asn Ala Pro
 545 550 555 560

Glu Ile Leu Tyr Pro Ala Leu Pro Thr Asp Gly Ser Thr Gly Val Glu
 565 570 575

Leu Ala Pro Leu Ser Ala Glu Pro Gly Tyr Leu Val Thr Lys Val Val
 580 585 590

Ala Val Asp Arg Asp Ser Gly Gln Asn Ala Trp Leu Ser Tyr Arg Leu
 595 600 605

Leu Lys Ala Ser Glu Pro Gly Leu Phe Ser Val Gly Leu His Thr Gly
 610 615 620

Glu Val Arg Thr Ala Arg Ala Leu Leu Asp Arg Asp Ala Leu Lys Gln
 625 630 635 640

Ser Leu Val Val Ala Val Gln Asp His Gly Gln Pro Pro Leu Ser Ala
 645 650 655

Thr Val Thr Leu Thr Val Ala Val Ala Asp Arg Ile Ser Asp Ile Leu
 660 665 670

Ala Asp Leu Gly Ser Leu Glu Pro Ser Ala Lys Pro Asn Asp Ser Asp
 675 680 685

Leu Thr Leu Tyr Leu Val Val Ala Ala Ala Ala Val Ser Cys Val Phe
 690 695 700

Leu Ala Phe Val Ile Val Leu Leu Ala His Arg Leu Arg Arg Trp His
 705 710 715 720

Lys Ser Arg Leu Leu Gln Ala Ser Gly Gly Gly Leu Ala Ser Met Pro
 725 730 735

Gly Ser His Phe Val Gly Val Asp Gly Val Arg Ala Phe Leu Gln Thr
 740 745 750

Tyr Ser His Glu Val Ser Leu Thr Ala Asp Ser Arg Lys Ser His Leu
 755 760 765

ES 2 534 734 B1

Ile Phe Pro Gln Pro Asn Tyr Ala Asp Thr Leu Ile Ser Gln Glu Ser
 770 775 780

Cys Glu Lys Lys Gly Phe Leu Ser Ala Pro Gln Ser Leu Leu Glu Asp
 785 790 795 800

Lys Lys Glu Pro Phe Ser Gln Gln Ala Pro Pro Asn Thr Asp Trp Arg
 805 810 815

Phe Ser Gln Ala Gln Arg Pro Gly Thr Ser Gly Ser Gln Asn Gly Asp
 820 825 830

Asp Thr Gly Thr Trp Pro Asn Asn Gln Phe Asp Thr Glu Met Leu Gln
 835 840 845

Ala Met Ile Leu Ala Ser Ala Ser Glu Ala Ala Asp Gly Ser Ser Thr
 850 855 860

Leu Gly Gly Gly Ala Gly Thr Met Gly Leu Ser Ala Arg Tyr Gly Pro
 865 870 875 880

Gln Phe Thr Leu Gln His Val Pro Asp Tyr Arg Gln Asn Val Tyr Ile
 885 890 895

Pro Gly Ser Asn Ala Thr Leu Thr Asn Ala Ala Gly Lys Arg Asp Gly
 900 905 910

Lys Ala Pro Ala Gly Gly Asn Gly Asn Lys Lys Lys Ser Gly Lys Lys
 915 920 925

Glu Lys Lys
 930

<210> 106
 <211> 932
 <212> PRT
 <213> Homo sapiens

<400> 106

Met Ala Ala Leu Gln Lys Leu Pro His Cys Arg Lys Leu Val Leu Leu
 1 5 10 15

Cys Phe Leu Leu Ala Thr Leu Trp Glu Ala Arg Ala Gly Gln Ile Arg
 20 25 30

ES 2 534 734 B1

Tyr Ser Val Arg Glu Glu Ile Asp Arg Gly Ser Phe Val Gly Asn Ile
 35 40 45

Ala Lys Asp Leu Gly Leu Glu Pro Leu Ala Leu Ala Glu Gln Gly Val
 50 55 60

Arg Ile Val Ser Arg Gly Arg Ser Gln Leu Phe Ala Leu Asn Pro Arg
 65 70 75 80

Ser Gly Ser Leu Val Thr Ala Asn Arg Ile Asp Arg Glu Glu Leu Cys
 85 90 95

Ala Gln Ser Ala Pro Cys Leu Leu Asn Phe Asn Ile Leu Leu Glu Asp
 100 105 110

Lys Leu Thr Ile Tyr Ser Val Glu Val Glu Ile Thr Asp Ile Asn Asp
 115 120 125

Asn Ala Pro Arg Phe Gly Val Glu Glu Leu Glu Leu Lys Ile Ser Glu
 130 135 140

Thr Thr Thr Pro Gly Phe Arg Ile Pro Leu Lys Asn Ala His Asp Ala
 145 150 155 160

Asp Val Gly Glu Asn Ala Leu Gln Lys Tyr Ala Leu Asn Pro Asn Asp
 165 170 175

His Phe Ser Leu Asp Val Arg Arg Gly Ala Asp Gly Asn Lys Tyr Pro
 180 185 190

Glu Leu Val Leu Glu Arg Ser Leu Asp Arg Glu Glu Glu Ala Val His
 195 200 205

His Leu Val Leu Val Ala Ser Asp Gly Gly Asp Pro Val Leu Ser Gly
 210 215 220

Thr Ser Arg Ile Cys Val Lys Val Leu Asp Ala Asn Asp Asn Ala Pro
 225 230 235 240

Val Phe Thr Gln Pro Glu Tyr Arg Ile Ser Ile Pro Glu Asn Thr Leu
 245 250 255

Val Gly Thr Arg Ile Leu Thr Val Thr Ala Thr Asp Ala Asp Glu Gly
 260 265 270

ES 2 534 734 B1

Tyr Tyr Ala Gln Val Val Tyr Phe Leu Glu Lys Ser Pro Gly Glu Thr
 275 280 285

Ser Glu Val Phe Glu Leu Lys Ser Thr Ser Gly Glu Leu Thr Ile Ile
 290 295 300

Lys Asp Leu Asp Tyr Glu Asp Ala Thr Phe His Glu Ile Asp Ile Glu
 305 310 315 320

Ala Gln Asp Gly Pro Gly Leu Leu Thr Arg Ala Lys Val Ile Val Thr
 325 330 335

Val Leu Asp Val Asn Asp Asn Ala Pro Glu Phe Tyr Met Thr Ser Ala
 340 345 350

Thr Ser Ser Val Ser Glu Asp Ser Leu Pro Gly Thr Ile Ile Gly Leu
 355 360 365

Phe Asn Val His Asp Arg Asp Ser Gly Gln Asn Ala Phe Thr Thr Cys
 370 375 380

Ser Leu Pro Glu Asp Leu Pro Phe Lys Leu Glu Lys Ser Val Asp Asn
 385 390 395 400

Tyr Tyr Arg Leu Val Thr Thr Arg Ala Leu Asp Arg Glu Gln Phe Ser
 405 410 415

Phe Tyr Asn Ile Thr Leu Thr Ala Lys Asp Gly Gly Asn Pro Ser Leu
 420 425 430

Ser Thr Asp Ala His Ile Leu Leu Gln Val Ala Asp Ile Asn Asp Asn
 435 440 445

Ala Pro Ala Phe Ser Arg Thr Ser Tyr Ser Thr Tyr Ile Pro Glu Asn
 450 455 460

Asn Pro Arg Gly Ala Ser Val Phe Ser Val Thr Ala His Asp Pro Asp
 465 470 475 480

Ser Asn Asp Asn Ala His Val Thr Tyr Ser Phe Ala Glu Asp Thr Val
 485 490 495

Gln Gly Ala Pro Leu Ser Ser Tyr Ile Ser Ile Asn Ser Asp Thr Gly
 500 505 510

ES 2 534 734 B1

Val Leu Tyr Ala Leu Arg Ser Phe Asp Tyr Glu Gln Leu Arg Asp Leu
 515 520 525

Gln Val Trp Val Ile Ala Arg Asp Ser Gly Asn Pro Pro Leu Ser Ser
 530 535 540

Asn Val Ser Leu Ser Leu Phe Val Leu Asp Gln Asn Asp Asn Ala Pro
 545 550 555 560

Glu Ile Leu Tyr Pro Ala Phe Pro Thr Asp Gly Ser Thr Gly Val Glu
 565 570 575

Leu Ala Pro Arg Ser Ala Glu Pro Gly Tyr Leu Val Thr Lys Val Val
 580 585 590

Ala Val Asp Arg Asp Ser Gly Gln Asn Ala Trp Leu Ser Tyr His Leu
 595 600 605

Leu Lys Ala Ser Glu Pro Gly Leu Phe Ser Val Gly Leu His Thr Gly
 610 615 620

Glu Val Arg Thr Ala Arg Ala Leu Leu Asp Arg Asp Ala Leu Lys Gln
 625 630 635 640

Ser Leu Val Val Ala Ile Gln Asp His Gly Gln Pro Pro Leu Ser Ala
 645 650 655

Thr Val Thr Leu Thr Val Ala Val Ala Asp Arg Ile Pro Asp Ile Leu
 660 665 670

Ala Asp Leu Gly Ser Leu Glu Pro Ser Ala Ile Pro Asn Asp Ser Asp
 675 680 685

Leu Thr Leu Tyr Leu Val Val Ala Val Ala Ala Val Ser Cys Val Phe
 690 695 700

Leu Ala Phe Val Ile Val Leu Leu Ala His Arg Leu Arg Arg Trp His
 705 710 715 720

Lys Ser Arg Leu Leu Gln Ala Ser Gly Gly Ser Leu Thr Gly Met Gln
 725 730 735

Ser Ser His Phe Val Gly Val Asp Gly Val Arg Ala Phe Leu Gln Thr
 740 745 750

ES 2 534 734 B1

Tyr Ser His Glu Val Ser Leu Thr Ala Asp Ser Arg Lys Ser His Leu
 755 760 765

Ile Phe Pro Gln Pro Asn Tyr Ala Asp Thr Leu Ile Ser Gln Glu Ser
 770 775 780

Cys Glu Lys Lys Asp Phe Leu Ser Ala Pro Gln Ser Leu Leu Glu Glu
 785 790 795 800

Glu Arg Glu Glu Thr Phe Ser Gln Gln Ala Pro Pro Asn Thr Asp Trp
 805 810 815

Arg Phe Ser Gln Ala Gln Arg Pro Gly Thr Ser Gly Ser Gln Asn Gly
 820 825 830

Asp Asp Thr Gly Thr Trp Pro Asn Asn Gln Phe Asp Thr Glu Met Leu
 835 840 845

Gln Ala Met Ile Leu Ala Ser Ala Ser Glu Ala Ala Asp Gly Ser Ser
 850 855 860

Thr Leu Gly Gly Gly Ala Gly Thr Met Gly Leu Ser Ala Arg Tyr Gly
 865 870 875 880

Pro Gln Phe Thr Leu Gln His Val Pro Asp Tyr Arg Gln Asn Val Tyr
 885 890 895

Ile Pro Gly Ser Asn Ala Thr Leu Thr Asn Ala Ala Gly Lys Arg Asp
 900 905 910

Gly Lys Ala Pro Ala Gly Gly Asn Gly Asn Lys Lys Lys Ser Gly Lys
 915 920 925

Lys Glu Lys Lys
 930

<210> 107
 <211> 927
 <212> PRT
 <213> Homo sapiens

<400> 107

Met Gln Arg Ala Arg Glu Ala Glu Met Met Lys Ser Gln Val Leu Phe
 1 5 10 15

ES 2 534 734 B1

Pro Phe Leu Leu Ser Leu Phe Cys Gly Ala Ile Ser Gln Gln Ile Arg
 20 25 30

Tyr Thr Ile Pro Glu Glu Leu Ala Asn Gly Ser Arg Val Gly Lys Leu
 35 40 45

Ala Lys Asp Leu Gly Leu Ser Val Arg Glu Leu Pro Thr Arg Lys Leu
 50 55 60

Arg Val Ser Ala Glu Asp Tyr Phe Asn Val Ser Leu Glu Ser Gly Asp
 65 70 75 80

Leu Leu Val Asn Gly Arg Ile Asp Arg Glu Lys Ile Cys Gly Arg Lys
 85 90 95

Leu Glu Cys Ala Leu Glu Phe Glu Thr Val Ala Glu Asn Pro Met Asn
 100 105 110

Val Phe His Val Val Val Val Ile Gln Asp Ile Asn Asp Asn Ala Pro
 115 120 125

Arg Phe Val Ala Lys Gly Ile Asp Leu Glu Ile Cys Glu Ser Ala Leu
 130 135 140

Pro Gly Val Lys Phe Ser Leu Asp Ser Ala Gln Asp Ala Asp Val Glu
 145 150 155 160

Gly Asn Ser Leu Lys Leu Tyr Thr Ile Asn Pro Asn Gln Tyr Phe Ser
 165 170 175

Leu Ser Thr Lys Glu Ser Pro Asp Gly Ser Lys Tyr Pro Val Leu Leu
 180 185 190

Leu Glu Lys Pro Leu Asp Arg Glu His Gln Ser Ser His Arg Leu Ile
 195 200 205

Leu Thr Ala Met Asp Gly Gly Asp Pro Pro Leu Ser Gly Thr Thr His
 210 215 220

Ile Trp Ile Arg Val Thr Asp Ala Asn Asp Asn Ala Pro Val Phe Ser
 225 230 235 240

Gln Glu Val Tyr Arg Val Ser Leu Gln Glu Asn Val Pro Trp Gly Thr
 245 250 255

ES 2 534 734 B1

Ser Val Leu Arg Val Met Ala Thr Asp Gln Asp Glu Gly Ile Asn Ala
 260 265 270

Glu Ile Thr Tyr Ala Phe Leu Asn Ser Pro Ile Ser Thr Ser Leu Phe
 275 280 285

Asn Leu Asn Pro Asn Thr Gly Asp Ile Thr Thr Asn Gly Thr Leu Asp
 290 295 300

Phe Glu Glu Thr Ser Arg Tyr Val Leu Ser Val Glu Ala Lys Asp Gly
 305 310 315 320

Gly Val His Thr Ala His Cys Asn Val Gln Ile Glu Ile Val Asp Glu
 325 330 335

Asn Asp Asn Ala Pro Glu Val Thr Phe Met Ser Phe Ser Asn Gln Ile
 340 345 350

Pro Glu Asp Ser Asp Leu Gly Thr Val Ile Ala Leu Ile Lys Val Arg
 355 360 365

Asp Lys Asp Ser Gly Gln Asn Gly Met Val Thr Cys Tyr Thr Gln Glu
 370 375 380

Glu Val Pro Phe Lys Leu Glu Ser Thr Ser Lys Asn Tyr Tyr Lys Leu
 385 390 395 400

Val Ile Ala Gly Ala Leu Asn Arg Glu Gln Thr Ala Asp Tyr Asn Val
 405 410 415

Thr Ile Ile Ala Thr Asp Lys Gly Lys Pro Ala Leu Ser Ser Arg Thr
 420 425 430

Ser Ile Thr Leu His Ile Ser Asp Ile Asn Asp Asn Ala Pro Val Phe
 435 440 445

His Gln Ala Ser Tyr Val Val His Val Ser Glu Asn Asn Pro Pro Gly
 450 455 460

Ala Ser Ile Ala Gln Val Ser Ala Ser Asp Pro Asp Leu Gly Pro Asn
 465 470 475 480

Gly Arg Val Ser Tyr Ser Ile Leu Ala Ser Asp Leu Glu Pro Arg Glu
 485 490 495

ES 2 534 734 B1

Leu Leu Ser Tyr Val Ser Val Ser Pro Gln Ser Gly Val Val Phe Ala
 500 505 510

Gln Arg Ala Phe Asp His Glu Gln Leu Arg Ala Phe Glu Leu Thr Leu
 515 520 525

Gln Ala Arg Asp Gln Gly Ser Pro Ala Leu Ser Ala Asn Val Ser Leu
 530 535 540

Arg Val Leu Val Gly Asp Leu Asn Asp Asn Ala Pro Arg Val Leu Tyr
 545 550 555 560

Pro Ala Leu Gly Pro Asp Gly Ser Ala Leu Phe Asp Met Val Pro Arg
 565 570 575

Ala Ala Glu Pro Gly Tyr Leu Val Thr Lys Val Val Ala Val Asp Ala
 580 585 590

Asp Ser Gly His Asn Ala Trp Leu Ser Tyr His Val Leu Gln Ala Ser
 595 600 605

Glu Pro Gly Leu Phe Ser Leu Gly Leu Arg Thr Gly Glu Val Arg Thr
 610 615 620

Ala Arg Ala Leu Gly Asp Arg Asp Ala Ala Arg Gln Arg Leu Leu Val
 625 630 635 640

Ala Val Arg Asp Gly Gly Gln Pro Pro Leu Ser Ala Thr Ala Thr Leu
 645 650 655

His Leu Ile Phe Ala Asp Ser Leu Gln Glu Val Leu Pro Asp Leu Ser
 660 665 670

Asp Arg Pro Glu Pro Ser Asp Pro Gln Thr Glu Leu Gln Phe Tyr Leu
 675 680 685

Val Val Ala Leu Ala Leu Ile Ser Val Leu Phe Leu Leu Ala Val Ile
 690 695 700

Leu Ala Ile Ala Leu Arg Leu Arg Arg Ser Ser Ser Leu Asp Thr Glu
 705 710 715 720

Gly Cys Phe Gln Thr Gly Leu Cys Ser Lys Ser Gly Pro Gly Val Pro
 725 730 735

ES 2 534 734 B1

Pro Asn His Ser Glu Gly Thr Leu Pro Tyr Ser Tyr Asn Leu Cys Ile
 740 745 750

Ala Ser His Ser Ala Lys Thr Glu Phe Asn Ser Leu Asn Leu Thr Pro
 755 760 765

Glu Met Ala Pro Pro Gln Asp Leu Leu Cys Asp Asp Pro Ser Met Val
 770 775 780

Val Cys Ala Ser Asn Glu Asp His Lys Ile Ala Tyr Asp Pro Ser Leu
 785 790 795 800

Ser Ser His Gln Ala Pro Pro Asn Thr Asp Trp Arg Phe Ser Gln Ala
 805 810 815

Gln Arg Pro Gly Thr Ser Gly Ser Gln Asn Gly Asp Asp Thr Gly Thr
 820 825 830

Trp Pro Asn Asn Gln Phe Asp Thr Glu Met Leu Gln Ala Met Ile Leu
 835 840 845

Ala Ser Ala Ser Glu Ala Ala Asp Gly Ser Ser Thr Leu Gly Gly Gly
 850 855 860

Ala Gly Thr Met Gly Leu Ser Ala Arg Tyr Gly Pro Gln Phe Thr Leu
 865 870 875 880

Gln His Val Pro Asp Tyr Arg Gln Asn Val Tyr Ile Pro Gly Ser Asn
 885 890 895

Ala Thr Leu Thr Asn Ala Ala Gly Lys Arg Asp Gly Lys Ala Pro Ala
 900 905 910

Gly Gly Asn Gly Asn Lys Lys Lys Ser Gly Lys Lys Glu Lys Lys
 915 920 925

<210> 108
 <211> 931
 <212> PRT
 <213> Homo sapiens

<400> 108

Met Ala Ala Pro Pro Ala Arg Pro Asp His Thr Arg Leu Leu Gln Ile
 1 5 10 15

ES 2 534 734 B1

Cys Leu Leu Leu Gly Val Leu Val Glu Ile Arg Ala Glu Gln Ile Leu
 20 25 30

Tyr Ser Val Phe Glu Glu Gln Glu Glu Gly Ser Val Val Gly Asn Ile
 35 40 45

Ala Lys Asp Leu Gly Leu Ala Pro Arg Glu Leu Ala Glu Arg Gly Val
 50 55 60

Arg Ile Val Ser Arg Gly Arg Thr Gln Leu Phe Ala Leu Asn Pro Arg
 65 70 75 80

Ser Gly Thr Leu Val Thr Ala Gly Arg Ile Asp Arg Glu Glu Leu Cys
 85 90 95

Asp Arg Ser Pro Asn Cys Val Thr Asn Leu Glu Ile Leu Leu Glu Asp
 100 105 110

Thr Val Lys Ile Leu Arg Val Glu Val Glu Ile Ile Asp Val Asn Asp
 115 120 125

Asn Pro Pro Ser Phe Gly Thr Glu Gln Arg Glu Ile Lys Val Ala Glu
 130 135 140

Asn Glu Asn Pro Gly Ala Arg Phe Pro Leu Pro Glu Ala Phe Asp Pro
 145 150 155 160

Asp Val Gly Val Asn Ser Leu Gln Gly Tyr Gln Leu Asn Ser Asn Gly
 165 170 175

Tyr Phe Ser Leu Asp Val Gln Ser Gly Ala Asp Gly Ile Lys Tyr Pro
 180 185 190

Glu Leu Val Leu Glu Arg Ala Leu Asp Arg Glu Glu Glu Ala Val His
 195 200 205

His Leu Val Leu Thr Ala Phe Asp Gly Gly Asp Pro Val Arg Ser Gly
 210 215 220

Thr Ala Arg Ile Leu Ile Ile Leu Val Asp Thr Asn Asp Asn Ala Pro
 225 230 235 240

Val Phe Thr Gln Pro Glu Tyr His Val Ser Val Arg Glu Asn Val Pro
 245 250 255

ES 2 534 734 B1

Gln Gly Ala Pro Leu Ser Ser Tyr Val Ser Ile Asn Ser Asn Thr Gly
 500 505 510

Ile Leu Tyr Ala Leu Cys Ser Phe Asp Tyr Glu Gln Phe Arg Asp Leu
 515 520 525

Gln Leu Leu Met Thr Ala Ser Asp Ser Gly Asp Pro Pro Leu Ser Ser
 530 535 540

Asn Val Ser Leu Ser Leu Phe Val Leu Asp Gln Asn Asp Asn Val Pro
 545 550 555 560

Glu Ile Leu Tyr Pro Thr Phe Pro Thr Asp Gly Ser Thr Gly Val Glu
 565 570 575

Leu Ala Pro Arg Ser Ala Asp Ser Gly Tyr Leu Val Thr Lys Val Val
 580 585 590

Ala Val Asp Arg Asp Ser Gly Gln Asn Ala Trp Leu Ser Tyr Ser Leu
 595 600 605

Leu Lys Ser Ser Glu Pro Gly Leu Phe Ala Val Gly Leu His Thr Gly
 610 615 620

Glu Val Arg Thr Ala Arg Ala Leu Leu Asp Arg Asp Ala Leu Lys Gln
 625 630 635 640

Arg Leu Val Val Val Val Gln Asp His Gly Gln Pro Pro Leu Ser Ala
 645 650 655

Thr Val Thr Leu Thr Val Ala Val Ala Asp Ser Ile Pro Asp Val Leu
 660 665 670

Ala Asp Leu Gly Ser Leu Lys Pro Ser Ala Asp Pro Asp Asp Ser Gly
 675 680 685

Leu Thr Leu Tyr Leu Val Val Ala Val Ala Ala Val Ser Cys Val Phe
 690 695 700

Leu Ala Phe Val Thr Val Leu Leu Ala Leu Lys Leu Arg Arg Trp His
 705 710 715 720

Lys Ser Arg Leu Leu His Ala Glu Gly Ser Arg Leu Ala Gly Val Pro
 725 730 735

ES 2 534 734 B1

Ala Ser His Phe Val Gly Val Asp Gly Val Arg Ala Phe Leu Gln Thr
 740 745 750

Tyr Ser His Glu Val Ser Leu Thr Ala Asp Ser Arg Lys Ser His Leu
 755 760 765

Ile Phe Ser Gln Pro Ser Tyr Ala Asp Thr Leu Ile Ser Arg Glu Ser
 770 775 780

Cys Glu Lys Ser Glu Pro Leu Leu Ile Thr Gln Asp Leu Leu Glu Thr
 785 790 795 800

Lys Gly Asp Pro Asn Leu Gln Gln Ala Pro Pro Asn Thr Asp Trp Arg
 805 810 815

Phe Ser Gln Ala Gln Arg Pro Gly Thr Ser Gly Ser Gln Asn Gly Asp
 820 825 830

Asp Thr Gly Thr Trp Pro Asn Asn Gln Phe Asp Thr Glu Met Leu Gln
 835 840 845

Ala Met Ile Leu Ala Ser Ala Ser Glu Ala Ala Asp Gly Ser Ser Thr
 850 855 860

Leu Gly Gly Gly Ala Gly Thr Met Gly Leu Ser Ala Arg Tyr Gly Pro
 865 870 875 880

Gln Phe Thr Leu Gln His Val Pro Asp Tyr Arg Gln Asn Val Tyr Ile
 885 890 895

Pro Gly Ser Asn Ala Thr Leu Thr Asn Ala Ala Gly Lys Arg Asp Gly
 900 905 910

Lys Ala Pro Ala Gly Gly Asn Gly Asn Lys Lys Lys Ser Gly Lys Lys
 915 920 925

Glu Lys Lys
 930

- <210> 109
- <211> 931
- <212> PRT
- <213> Homo sapiens
- <400> 109

ES 2 534 734 B1

Met Lys Ala Ser Ser Gly Arg Cys Gly Leu Val Arg Trp Leu Gln Val
 1 5 10 15
 Leu Leu Pro Phe Leu Leu Ser Leu Phe Pro Gly Ala Leu Pro Val Gln
 20 25 30
 Ile Arg Tyr Ser Ile Pro Glu Glu Leu Ala Lys Asn Ser Val Val Gly
 35 40 45
 Asn Leu Ala Lys Asp Leu Gly Leu Ser Val Arg Asp Leu Pro Ala Arg
 50 55 60
 Lys Leu Arg Val Ser Ala Glu Lys Glu Tyr Phe Thr Val Asn Pro Glu
 65 70 75 80
 Ser Gly Asp Leu Leu Val Ser Asp Arg Ile Asp Arg Glu Gln Ile Cys
 85 90 95
 Gly Lys Gln Pro Leu Cys Val Leu Asp Phe Asp Thr Val Ala Glu Asn
 100 105 110
 Pro Leu Asn Ile Phe Tyr Ile Ala Val Ile Val Gln Asp Ile Asn Asp
 115 120 125
 Asn Thr Pro Leu Phe Lys Gln Thr Lys Ile Asn Leu Lys Ile Gly Glu
 130 135 140
 Ser Thr Lys Pro Gly Thr Thr Phe Pro Leu Asp Pro Ala Leu Asp Ser
 145 150 155 160
 Asp Val Gly Pro Asn Ser Leu Gln Arg Tyr His Leu Asn Asp Asn Glu
 165 170 175
 Tyr Phe Asp Leu Ala Glu Lys Gln Thr Pro Asp Gly Arg Lys Tyr Pro
 180 185 190
 Glu Leu Ile Leu Lys His Ser Leu Asp Arg Glu Glu His Ser Leu His
 195 200 205
 Gln Leu Val Leu Thr Ala Val Asp Gly Gly Asp Pro Pro Gln Ser Gly
 210 215 220
 Thr Thr Gln Ile Arg Ile Lys Val Thr Asp Ala Asn Asp Asn Pro Pro
 225 230 235 240

ES 2 534 734 B1

Val Phe Ser Gln Asp Val Tyr Arg Val Thr Leu Arg Glu Asp Val Pro
 245 250 255

Pro Gly Phe Phe Val Leu Gln Val Thr Ala Thr Asp Arg Asp Glu Gly
 260 265 270

Ile Asn Ala Glu Ile Thr Tyr Ser Phe His Asn Val Asp Glu Gln Val
 275 280 285

Lys His Phe Phe Asn Leu Asn Glu Lys Thr Gly Glu Ile Thr Thr Lys
 290 295 300

Asp Asp Leu Asp Phe Glu Ile Ala Ser Ser Tyr Thr Leu Ser Ile Glu
 305 310 315 320

Ala Lys Asp Pro Gly Asp Leu Ala Ala His Cys Ser Ile Gln Val Glu
 325 330 335

Ile Leu Asp Asp Asn Asp Cys Ala Pro Glu Val Ile Val Thr Ser Val
 340 345 350

Ser Thr Pro Leu Pro Glu Asp Ser Pro Pro Gly Thr Val Ile Ala Leu
 355 360 365

Ile Lys Thr Arg Asp Arg Asp Ser Gly Glu Asn Gly Glu Val Tyr Cys
 370 375 380

Gln Val Leu Gly Asn Ala Lys Phe Ile Leu Lys Ser Ser Ser Lys Asn
 385 390 395 400

Tyr Tyr Lys Leu Val Thr Asp Gly Ala Leu Asp Arg Glu Glu Ile Pro
 405 410 415

Glu Tyr Asn Leu Thr Ile Thr Ala Thr Asp Gly Gly Lys Pro Pro Leu
 420 425 430

Ser Ser Ser Ile Ile Val Thr Leu His Ile Ser Asp Val Asn Asp Asn
 435 440 445

Ala Pro Val Phe Gln Gln Thr Ser Tyr Met Val His Val Ala Glu Asn
 450 455 460

Asn Pro Pro Gly Ala Ser Ile Ala Gln Ile Ser Ala Ser Asp Pro Asp
 465 470 475 480

ES 2 534 734 B1

Ser Asp Ala Trp Asp Cys Phe Gln Pro Gly Leu Ser Ser Lys Pro Gly
 725 730 735

Pro Gly Val Leu Pro Asn Tyr Ser Glu Gly Thr Leu Pro Tyr Ser Tyr
 740 745 750

Asn Leu Cys Val Ala Ser Gln Ser Ala Lys Thr Glu Phe Asn Phe Leu
 755 760 765

Asn Ile Thr Pro Glu Leu Val Pro Ala Gln Asp Leu Val Cys Asp Asn
 770 775 780

Ala Ser Trp Glu Gln Asn Thr Asn His Gly Ala Ala Gly Val Pro Phe
 785 790 795 800

Ala Ser Asp Thr Ile Leu Lys Gln Ala Pro Pro Asn Thr Asp Trp Arg
 805 810 815

Phe Ser Gln Ala Gln Arg Pro Gly Thr Ser Gly Ser Gln Asn Gly Asp
 820 825 830

Asp Thr Gly Thr Trp Pro Asn Asn Gln Phe Asp Thr Glu Met Leu Gln
 835 840 845

Ala Met Ile Leu Ala Ser Ala Ser Glu Ala Ala Asp Gly Ser Ser Thr
 850 855 860

Leu Gly Gly Gly Ala Gly Thr Met Gly Leu Ser Ala Arg Tyr Gly Pro
 865 870 875 880

Gln Phe Thr Leu Gln His Val Pro Asp Tyr Arg Gln Asn Val Tyr Ile
 885 890 895

Pro Gly Ser Asn Ala Thr Leu Thr Asn Ala Ala Gly Lys Arg Asp Gly
 900 905 910

Lys Ala Pro Ala Gly Gly Asn Gly Asn Lys Lys Lys Ser Gly Lys Lys
 915 920 925

Glu Lys Lys
 930

<210> 110
 <211> 931

ES 2 534 734 B1

<212> PRT

<213> Homo sapiens

<400> 110

Met Ala Ser Pro Pro Arg Gly Trp Gly Cys Gly Glu Leu Leu Leu Pro
 1 5 10 15

Phe Met Leu Leu Gly Thr Leu Cys Glu Pro Gly Ser Gly Gln Ile Arg
 20 25 30

Tyr Ser Met Pro Glu Glu Leu Asp Lys Gly Ser Phe Val Gly Asn Ile
 35 40 45

Ala Lys Asp Leu Gly Leu Glu Pro Gln Glu Leu Ala Glu Arg Gly Val
 50 55 60

Arg Ile Val Ser Arg Gly Arg Thr Gln Leu Phe Ala Leu Asn Pro Arg
 65 70 75 80

Ser Gly Ser Leu Val Thr Ala Gly Arg Ile Asp Arg Glu Glu Leu Cys
 85 90 95

Ala Gln Ser Pro Leu Cys Val Val Asn Phe Asn Ile Leu Val Glu Asn
 100 105 110

Lys Met Lys Ile Tyr Gly Val Glu Val Glu Ile Ile Asp Ile Asn Asp
 115 120 125

Asn Phe Pro Arg Phe Arg Asp Glu Glu Leu Lys Val Lys Val Asn Glu
 130 135 140

Asn Ala Ala Ala Gly Thr Arg Leu Val Leu Pro Phe Ala Arg Asp Ala
 145 150 155 160

Asp Val Gly Val Asn Ser Leu Arg Ser Tyr Gln Leu Ser Ser Asn Leu
 165 170 175

His Phe Ser Leu Asp Val Val Ser Gly Thr Asp Gly Gln Lys Tyr Pro
 180 185 190

Glu Leu Val Leu Glu Gln Pro Leu Asp Arg Glu Lys Glu Thr Val His
 195 200 205

ES 2 534 734 B1

Asp Leu Leu Leu Thr Ala Leu Asp Gly Gly Asp Pro Val Leu Ser Gly
 210 215 220

Thr Thr His Ile Arg Val Thr Val Leu Asp Ala Asn Asp Asn Ala Pro
 225 230 235 240

Leu Phe Thr Pro Ser Glu Tyr Ser Val Ser Val Pro Glu Asn Ile Pro
 245 250 255

Val Gly Thr Arg Leu Leu Met Leu Thr Ala Thr Asp Pro Asp Glu Gly
 260 265 270

Ile Asn Gly Lys Leu Thr Tyr Ser Phe Arg Asn Glu Glu Glu Lys Ile
 275 280 285

Ser Glu Thr Phe Gln Leu Asp Ser Asn Leu Gly Glu Ile Ser Thr Leu
 290 295 300

Gln Ser Leu Asp Tyr Glu Glu Ser Arg Phe Tyr Leu Met Glu Val Val
 305 310 315 320

Ala Gln Asp Gly Gly Ala Leu Val Ala Ser Ala Lys Val Val Val Thr
 325 330 335

Val Gln Asp Val Asn Asp Asn Ala Pro Glu Val Ile Leu Thr Ser Leu
 340 345 350

Thr Ser Ser Ile Ser Glu Asp Cys Leu Pro Gly Thr Val Ile Ala Leu
 355 360 365

Phe Ser Val His Asp Gly Asp Ser Gly Glu Asn Gly Glu Ile Ala Cys
 370 375 380

Ser Ile Pro Arg Asn Leu Pro Phe Lys Leu Glu Lys Ser Val Asp Asn
 385 390 395 400

Tyr Tyr His Leu Leu Thr Thr Arg Asp Leu Asp Arg Glu Glu Thr Ser
 405 410 415

Asp Tyr Asn Ile Thr Leu Thr Val Met Asp His Gly Thr Pro Pro Leu
 420 425 430

Ser Thr Glu Ser His Ile Pro Leu Lys Val Ala Asp Val Asn Asp Asn
 435 440 445

ES 2 534 734 B1

Pro Pro Asn Phe Pro Gln Ala Ser Tyr Ser Thr Ser Val Thr Glu Asn
 450 455 460

Asn Pro Arg Gly Val Ser Ile Phe Ser Val Thr Ala His Asp Pro Asp
 465 470 475 480

Ser Gly Asp Asn Ala Arg Val Thr Tyr Ser Leu Ala Glu Asp Thr Phe
 485 490 495

Gln Gly Ala Pro Leu Ser Ser Tyr Val Ser Ile Asn Ser Asp Thr Gly
 500 505 510

Val Leu Tyr Ala Leu Arg Ser Phe Asp Tyr Glu Gln Leu Arg Asp Leu
 515 520 525

Gln Leu Trp Val Thr Ala Ser Asp Ser Gly Asn Pro Pro Leu Ser Ser
 530 535 540

Asn Val Ser Leu Ser Leu Phe Val Leu Asp Gln Asn Asp Asn Thr Pro
 545 550 555 560

Glu Ile Leu Tyr Pro Ala Leu Pro Thr Asp Gly Ser Thr Gly Val Glu
 565 570 575

Leu Ala Pro Arg Ser Ala Glu Pro Gly Tyr Leu Val Thr Lys Val Val
 580 585 590

Ala Val Asp Lys Asp Ser Gly Gln Asn Ala Trp Leu Ser Tyr Arg Leu
 595 600 605

Leu Lys Ala Ser Glu Pro Gly Leu Phe Ala Val Gly Leu His Thr Gly
 610 615 620

Glu Val Arg Thr Ala Arg Ala Leu Leu Asp Arg Asp Ala Leu Lys Gln
 625 630 635 640

Ser Leu Val Val Ala Val Glu Asp His Gly Gln Pro Pro Leu Ser Ala
 645 650 655

Thr Phe Thr Val Thr Val Ala Val Ala Asp Arg Ile Pro Asp Ile Leu
 660 665 670

Ala Asp Leu Gly Ser Ile Lys Thr Pro Ile Asp Pro Glu Asp Leu Asp
 675 680 685

ES 2 534 734 B1

Leu Thr Leu Tyr Leu Val Val Ala Val Ala Ala Val Ser Cys Val Phe
 690 695 700

Leu Ala Phe Val Ile Val Leu Leu Val Leu Arg Leu Arg Arg Trp His
 705 710 715 720

Lys Ser Arg Leu Leu Gln Ala Glu Gly Ser Arg Leu Ala Gly Val Pro
 725 730 735

Ala Ser His Phe Val Gly Val Asp Gly Val Arg Ala Phe Leu Gln Thr
 740 745 750

Tyr Ser His Glu Val Ser Leu Thr Ala Asp Ser Arg Lys Ser His Leu
 755 760 765

Ile Phe Pro Gln Pro Asn Tyr Ala Asp Thr Leu Leu Ser Glu Glu Ser
 770 775 780

Cys Glu Lys Ser Glu Pro Leu Leu Met Ser Asp Lys Val Asp Ala Asn
 785 790 795 800

Lys Glu Glu Arg Arg Val Gln Gln Ala Pro Pro Asn Thr Asp Trp Arg
 805 810 815

Phe Ser Gln Ala Gln Arg Pro Gly Thr Ser Gly Ser Gln Asn Gly Asp
 820 825 830

Asp Thr Gly Thr Trp Pro Asn Asn Gln Phe Asp Thr Glu Met Leu Gln
 835 840 845

Ala Met Ile Leu Ala Ser Ala Ser Glu Ala Ala Asp Gly Ser Ser Thr
 850 855 860

Leu Gly Gly Gly Ala Gly Thr Met Gly Leu Ser Ala Arg Tyr Gly Pro
 865 870 875 880

Gln Phe Thr Leu Gln His Val Pro Asp Tyr Arg Gln Asn Val Tyr Ile
 885 890 895

Pro Gly Ser Asn Ala Thr Leu Thr Asn Ala Ala Gly Lys Arg Asp Gly
 900 905 910

Lys Ala Pro Ala Gly Gly Asn Gly Asn Lys Lys Lys Ser Gly Lys Lys
 915 920 925

ES 2 534 734 B1

Glu Lys Lys
930

<210> 111
<211> 929
<212> PRT
<213> Homo sapiens

<400> 111

Met Gly Asn Ser Ser Gly Trp Arg Gly Pro Ala Gly Gln Arg Arg Met
1 5 10 15

Leu Phe Leu Phe Leu Leu Ser Leu Leu Asp Gln Val Leu Ser Glu Pro
20 25 30

Ile Arg Tyr Ala Ile Pro Glu Glu Leu Asp Arg Gly Ser Leu Val Gly
35 40 45

Asn Leu Ala Lys Asp Leu Gly Phe Gly Val Gly Asp Leu Pro Thr Arg
50 55 60

Asn Leu Arg Val Ile Ala Glu Lys Lys Phe Phe Thr Val Ser Pro Glu
65 70 75 80

Asn Gly Asn Leu Leu Val Ser Asp Arg Ile Asp Arg Glu Glu Ile Cys
85 90 95

Gly Lys Lys Ser Thr Cys Val Leu Glu Phe Glu Met Val Ala Glu Lys
100 105 110

Pro Leu Asn Phe Phe His Val Thr Val Leu Ile Gln Asp Ile Asn Asp
115 120 125

Asn Pro Pro Thr Phe Ser Gln Asn Ile Thr Glu Leu Glu Ile Ser Glu
130 135 140

Leu Ala Leu Thr Gly Ala Thr Phe Ala Leu Glu Ser Ala Gln Asp Pro
145 150 155 160

Asp Val Gly Val Asn Ser Leu Gln Gln Tyr Tyr Leu Ser Pro Asp Pro
165 170 175

His Phe Ser Leu Ile Gln Lys Glu Asn Leu Asp Gly Ser Arg Tyr Pro
180 185 190

ES 2 534 734 B1

Glu Leu Val Leu Lys Ala Pro Leu Asp Arg Glu Glu Gln Pro His His
 195 200 205

His Leu Val Leu Thr Ala Val Asp Gly Gly Glu Pro Ser Arg Ser Cys
 210 215 220

Thr Thr Gln Ile Arg Val Ile Val Ala Asp Ala Asn Asp Asn Pro Pro
 225 230 235 240

Val Phe Thr Gln Asp Met Tyr Arg Val Asn Val Ala Glu Asn Leu Pro
 245 250 255

Ala Gly Ser Ser Val Leu Lys Val Met Ala Ile Asp Met Asp Glu Gly
 260 265 270

Ile Asn Ala Glu Ile Ile Tyr Ala Phe Ile Asn Ile Gly Lys Glu Val
 275 280 285

Arg Gln Leu Phe Lys Leu Asp Ser Lys Thr Gly Glu Leu Thr Thr Ile
 290 295 300

Gly Glu Leu Asp Phe Glu Glu Arg Asp Ser Tyr Thr Ile Gly Val Glu
 305 310 315 320

Ala Lys Asp Gly Gly His His Thr Ala Tyr Cys Lys Val Gln Ile Asp
 325 330 335

Ile Ser Asp Glu Asn Asp Asn Ala Pro Glu Ile Thr Leu Ala Ser Glu
 340 345 350

Ser Gln His Ile Gln Glu Asp Ala Glu Leu Gly Thr Ala Val Ala Leu
 355 360 365

Ile Lys Thr His Asp Leu Asp Ser Gly Phe Asn Gly Glu Ile Leu Cys
 370 375 380

Gln Leu Lys Gly Asn Phe Pro Phe Lys Ile Val Gln Asp Thr Lys Asn
 385 390 395 400

Thr Tyr Arg Leu Val Thr Asp Gly Ala Leu Asp Arg Glu Gln Ile Pro
 405 410 415

Glu Tyr Asn Val Thr Ile Thr Ala Thr Asp Lys Gly Asn Pro Pro Leu
 420 425 430

ES 2 534 734 B1

Ser Ser Ser Lys Thr Ile Thr Leu His Ile Leu Asp Val Asn Asp Asn
 435 440 445

Val Pro Val Phe His Gln Ala Ser Tyr Thr Val His Val Ala Glu Asn
 450 455 460

Asn Pro Pro Gly Ala Ser Ile Ala His Val Arg Ala Ser Asp Pro Asp
 465 470 475 480

Leu Gly Pro Asn Gly Leu Val Ser Tyr Tyr Ile Val Ala Ser Asp Leu
 485 490 495

Glu Pro Arg Glu Leu Ser Ser Tyr Val Ser Val Ser Ala Arg Ser Gly
 500 505 510

Val Val Phe Ala Gln Arg Ala Phe Asp His Glu Gln Leu Arg Ala Phe
 515 520 525

Glu Leu Thr Leu Gln Ala Arg Asp Gln Gly Ser Pro Thr Leu Ser Ala
 530 535 540

Asn Val Ser Leu Arg Val Leu Val Asp Asp Arg Asn Asp Asn Ala Pro
 545 550 555 560

Leu Val Leu Tyr Pro Ala Leu Gly Pro Glu Gly Ser Ala Leu Phe Asp
 565 570 575

Met Val Pro Arg Ser Ala Glu Pro Gly Tyr Leu Val Thr Lys Val Val
 580 585 590

Ala Val Asp Ala Asp Ser Gly Tyr Asn Ala Trp Leu Ser Tyr His Ile
 595 600 605

Val Gln Ala Ser Glu Pro Gly Leu Phe Ser Leu Gly Leu Arg Thr Gly
 610 615 620

Glu Val Arg Thr Ala Arg Thr Leu Gly Asp Arg Glu Ala Ala Arg Gln
 625 630 635 640

Arg Leu Leu Val Thr Val Arg Asp Gly Gly Gln Gln Pro Leu Ser Ala
 645 650 655

Thr Val Met Leu His Leu Ile Phe Ala Asp Ser Leu Gln Glu Ile Gln
 660 665 670

ES 2 534 734 B1

Pro Asp Leu Ser Asp Arg Pro Thr Pro Ser Asp Pro Gln Ala Glu Leu
 675 680 685

Gln Phe His Leu Val Val Ala Leu Ala Leu Ile Ser Val Leu Phe Leu
 690 695 700

Leu Ala Val Ile Leu Ala Ile Ser Leu Arg Leu Arg Cys Ser Ser Arg
 705 710 715 720

Pro Ala Thr Glu Gly Tyr Phe Gln Pro Gly Val Cys Phe Lys Thr Val
 725 730 735

Pro Gly Val Leu Pro Thr Tyr Ser Glu Arg Thr Leu Pro Tyr Ser Tyr
 740 745 750

Asn Pro Cys Ala Ala Ser His Ser Ser Asn Thr Glu Phe Lys Phe Leu
 755 760 765

Asn Ile Lys Ala Glu Asn Ala Ala Pro Gln Asp Leu Leu Cys Asp Glu
 770 775 780

Ala Ser Trp Phe Glu Ser Asn Asp Asn Pro Glu Met Pro Ser Asn Ser
 785 790 795 800

Gly Asn Leu Gln Lys Gln Ala Pro Pro Asn Thr Asp Trp Arg Phe Ser
 805 810 815

Gln Ala Gln Arg Pro Gly Thr Ser Gly Ser Gln Asn Gly Asp Asp Thr
 820 825 830

Gly Thr Trp Pro Asn Asn Gln Phe Asp Thr Glu Met Leu Gln Ala Met
 835 840 845

Ile Leu Ala Ser Ala Ser Glu Ala Ala Asp Gly Ser Ser Thr Leu Gly
 850 855 860

Gly Gly Ala Gly Thr Met Gly Leu Ser Ala Arg Tyr Gly Pro Gln Phe
 865 870 875 880

Thr Leu Gln His Val Pro Asp Tyr Arg Gln Asn Val Tyr Ile Pro Gly
 885 890 895

Ser Asn Ala Thr Leu Thr Asn Ala Ala Gly Lys Arg Asp Gly Lys Ala
 900 905 910

ES 2 534 734 B1

Pro Ala Gly Gly Asn Gly Asn Lys Lys Lys Ser Gly Lys Lys Glu Lys
 915 920 925

Lys

<210> 112
 <211> 932
 <212> PRT
 <213> Homo sapiens
 <400> 112

Met Ala Pro Pro Gln Arg His Pro Gln Arg Ser Glu Gln Val Leu Leu
 1 5 10 15

Leu Thr Leu Leu Gly Thr Leu Trp Gly Ala Ala Ala Ala Gln Ile Arg
 20 25 30

Tyr Ser Ile Pro Glu Glu Leu Glu Lys Gly Ser Phe Val Gly Asn Ile
 35 40 45

Val Lys Asp Leu Gly Leu Glu Pro Gln Glu Leu Ala Glu His Gly Val
 50 55 60

Arg Ile Val Ser Arg Gly Arg Met Gln Leu Phe Ser Leu Asn Pro Arg
 65 70 75 80

Asn Gly Ser Leu Val Thr Ala Gly Arg Ile Asp Arg Glu Glu Leu Cys
 85 90 95

Ala Gln Ser Pro Arg Cys Leu Val Ser Phe Asn Ile Leu Val Glu Asp
 100 105 110

Lys Leu Asn Leu Tyr Pro Val Glu Val Glu Ile Val Asp Ile Asn Asp
 115 120 125

Asn Thr Pro Arg Phe Leu Lys Glu Glu Leu Glu Val Lys Ile Leu Glu
 130 135 140

Asn Ala Ala Pro Ser Ser Arg Phe Pro Leu Met Glu Val Tyr Asp Pro
 145 150 155 160

Asp Val Gly Met Asn Ser Leu Gln Gly Phe Lys Leu Ser Gly Asn Ser
 165 170 175

ES 2 534 734 B1

His Phe Ser Val Asp Val Gln Ser Glu Ala His Gly Pro Lys Tyr Pro
 180 185 190

Glu Leu Val Leu Glu Gly Thr Leu Asp Arg Glu Gly Glu Ala Val Tyr
 195 200 205

Arg Leu Val Leu Thr Ala Met Asp Gly Gly Asp Pro Val Arg Ser Ser
 210 215 220

Val Ala Gln Ile Leu Val Thr Val Leu Asp Val Asn Asp Asn Thr Pro
 225 230 235 240

Met Phe Thr Gln Pro Val Tyr Arg Val Ser Val Pro Glu Asn Leu Pro
 245 250 255

Val Gly Thr Pro Val Leu Ala Val Thr Ala Thr Asp Gln Asp Glu Gly
 260 265 270

Val His Gly Glu Val Thr Tyr Ser Phe Val Lys Ile Thr Glu Lys Ile
 275 280 285

Ser Gln Ile Phe Cys Leu Asn Val Leu Thr Gly Glu Ile Ser Thr Ser
 290 295 300

Ala Asn Leu Asp Tyr Glu Asp Ser Ser Phe Tyr Glu Leu Gly Val Glu
 305 310 315 320

Ala Arg Asp Gly Pro Gly Leu Arg Asp Arg Ala Lys Val Leu Ile Thr
 325 330 335

Ile Leu Asp Val Asn Asp Asn Val Pro Glu Val Val Val Thr Ser Gly
 340 345 350

Ser Arg Thr Ile Ala Glu Ser Ala Pro Pro Gly Thr Val Ile Ala Leu
 355 360 365

Phe Gln Val Phe Asp Arg Asp Ser Gly Leu Asn Gly Leu Val Thr Cys
 370 375 380

Ser Ile Pro Arg Ser Leu Pro Phe Glu Leu Glu Lys Ser Val Gly Asn
 385 390 395 400

Tyr Tyr Arg Leu Val Thr Asn Ala Ala Leu Asp Arg Glu Glu Val Phe
 405 410 415

ES 2 534 734 B1

Leu Tyr Asn Ile Thr Val Thr Ala Thr Asp Lys Gly Thr Pro Pro Leu
 420 425 430

Ser Thr Glu Thr Ile Ile Ser Leu Asn Val Ala Asp Thr Asn Asp Asn
 435 440 445

Pro Pro Thr Phe Pro His Ser Ser Tyr Ser Val Tyr Val Leu Glu Asn
 450 455 460

Asn Pro Arg Gly Ala Ser Ile Phe Ser Val Asn Ala Leu Asp Pro Asp
 465 470 475 480

Val Asp Gln Asn Ala Gln Val Ser Tyr Ser Leu Ala Glu Asp Thr Leu
 485 490 495

Gln Gly Ala Pro Leu Ser Ser Tyr Val Ser Ile Asn Ser Asp Thr Gly
 500 505 510

Ile Leu Tyr Ala Leu Arg Ser Phe Asp Tyr Glu Gln Leu Arg Asp Leu
 515 520 525

Gln Leu Trp Val Thr Ala Ser Asp Ser Gly Asp Pro Pro Leu Ser Ser
 530 535 540

Asn Val Ser Leu Ser Leu Phe Val Leu Asp Gln Asn Asp Asn Ala Pro
 545 550 555 560

Glu Ile Leu Tyr Pro Ala Leu Pro Thr Asp Gly Ser Thr Gly Val Glu
 565 570 575

Leu Ala Pro Arg Ser Ala Glu Pro Gly Tyr Leu Val Thr Lys Val Val
 580 585 590

Ala Val Asp Arg Asp Ser Gly Gln Asn Ala Trp Leu Ser Tyr Arg Leu
 595 600 605

Leu Lys Ala Ser Glu Pro Gly Leu Phe Ser Val Gly Leu His Thr Gly
 610 615 620

Glu Val Arg Thr Ala Arg Ala Leu Leu Asp Arg Asp Ala Leu Lys Gln
 625 630 635 640

Ser Leu Val Val Ala Val Gln Asp His Gly Gln Pro Pro Leu Ser Ala
 645 650 655

ES 2 534 734 B1

Thr Val Thr Leu Thr Val Ala Val Ala Asp Arg Ile Pro Asp Ile Leu
 660 665 670

Ala Asp Leu Gly Ser Leu Glu Pro Ser Ala Lys Pro Asn Asp Ser Asp
 675 680 685

Leu Thr Leu Tyr Leu Val Val Ala Val Ala Ala Val Ser Cys Val Phe
 690 695 700

Leu Ala Phe Val Ile Val Leu Leu Ala Leu Arg Leu Gln Arg Trp His
 705 710 715 720

Lys Ser Arg Leu Leu Gln Ala Ser Gly Gly Gly Leu Ala Ser Met Pro
 725 730 735

Gly Ser His Phe Val Gly Val Glu Gly Val Arg Ala Phe Leu Gln Thr
 740 745 750

Tyr Ser His Glu Val Ser Leu Thr Ala Asp Ser Arg Lys Ser His Leu
 755 760 765

Ile Phe Pro Gln Pro Asn Tyr Ala Asp Thr Leu Ile Asn Gln Glu Ser
 770 775 780

Tyr Glu Lys Ser Glu Pro Leu Leu Ile Thr Gln Asp Leu Leu Glu Thr
 785 790 795 800

Lys Gly Glu Pro Arg Gln Leu Gln Gln Ala Pro Pro Asn Thr Asp Trp
 805 810 815

Arg Phe Ser Gln Ala Gln Arg Pro Gly Thr Ser Gly Ser Gln Asn Gly
 820 825 830

Asp Asp Thr Gly Thr Trp Pro Asn Asn Gln Phe Asp Thr Glu Met Leu
 835 840 845

Gln Ala Met Ile Leu Ala Ser Ala Ser Glu Ala Ala Asp Gly Ser Ser
 850 855 860

Thr Leu Gly Gly Gly Ala Gly Thr Met Gly Leu Ser Ala Arg Tyr Gly
 865 870 875 880

Pro Gln Phe Thr Leu Gln His Val Pro Asp Tyr Arg Gln Asn Val Tyr
 885 890 895

ES 2 534 734 B1

Ile Pro Gly Ser Asn Ala Thr Leu Thr Asn Ala Ala Gly Lys Arg Asp
 900 905 910

Gly Lys Ala Pro Ala Gly Gly Asn Gly Asn Lys Lys Lys Ser Gly Lys
 915 920 925

Lys Glu Lys Lys
 930

<210> 113
 <211> 932
 <212> PRT
 <213> Homo sapiens

<400> 113

Met Ala Ala Gln Pro Arg Gly Gly Asp Tyr Arg Gly Phe Phe Leu Leu
 1 5 10 15

Ser Ile Leu Leu Gly Thr Pro Trp Glu Ala Trp Ala Gly Arg Ile Leu
 20 25 30

Tyr Ser Val Ser Glu Glu Thr Asp Lys Gly Ser Phe Val Gly Asp Ile
 35 40 45

Ala Lys Asp Leu Gly Leu Glu Pro Arg Glu Leu Ala Glu Arg Gly Val
 50 55 60

Arg Ile Ile Ser Arg Gly Arg Thr Gln Leu Phe Ala Leu Asn Gln Arg
 65 70 75 80

Ser Gly Ser Leu Val Thr Ala Gly Arg Ile Asp Arg Glu Glu Ile Cys
 85 90 95

Ala Gln Ser Ala Arg Cys Leu Val Asn Phe Asn Ile Leu Met Glu Asp
 100 105 110

Lys Met Asn Leu Tyr Pro Ile Asp Val Glu Ile Ile Asp Ile Asn Asp
 115 120 125

Asn Val Pro Arg Phe Leu Thr Glu Glu Ile Asn Val Lys Ile Met Glu
 130 135 140

Asn Thr Ala Pro Gly Val Arg Phe Pro Leu Ser Glu Ala Gly Asp Pro
 145 150 155 160

ES 2 534 734 B1

Asp Val Gly Thr Asn Ser Leu Gln Ser Tyr Gln Leu Ser Pro Asn Arg
 165 170 175

His Phe Ser Leu Ala Val Gln Ser Gly Asp Asp Glu Thr Lys Tyr Pro
 180 185 190

Glu Leu Val Leu Glu Arg Val Leu Asp Arg Glu Glu Glu Arg Val His
 195 200 205

His Leu Val Leu Thr Ala Ser Asp Gly Gly Asp Pro Pro Arg Ser Ser
 210 215 220

Thr Ala His Ile Gln Val Thr Val Val Asp Val Asn Asp His Thr Pro
 225 230 235 240

Val Phe Ser Leu Pro Gln Tyr Gln Val Thr Val Pro Glu Asn Val Pro
 245 250 255

Val Gly Thr Arg Leu Leu Thr Val His Ala Ile Asp Leu Asp Glu Gly
 260 265 270

Val Asn Gly Glu Val Thr Tyr Ser Phe Arg Lys Ile Thr Pro Lys Leu
 275 280 285

Pro Lys Met Phe His Leu Asn Ser Leu Thr Gly Glu Ile Ser Thr Leu
 290 295 300

Glu Gly Leu Asp Tyr Glu Glu Thr Ala Phe Tyr Glu Met Glu Val Gln
 305 310 315 320

Ala Gln Asp Gly Pro Gly Ser Leu Thr Lys Ala Lys Val Leu Ile Thr
 325 330 335

Val Leu Asp Val Asn Asp Asn Ala Pro Glu Val Thr Met Thr Ser Leu
 340 345 350

Ser Ser Ser Ile Pro Glu Asp Thr Pro Leu Gly Thr Val Ile Ala Leu
 355 360 365

Phe Tyr Leu Gln Asp Arg Asp Ser Gly Lys Asn Gly Glu Val Thr Cys
 370 375 380

Thr Ile Pro Glu Asn Leu Pro Phe Lys Leu Glu Lys Ser Ile Asp Asn
 385 390 395 400

ES 2 534 734 B1

Tyr Tyr Arg Leu Val Thr Thr Lys Asn Leu Asp Arg Glu Thr Leu Ser
 405 410 415

Leu Tyr Asn Ile Thr Leu Lys Ala Thr Asp Gly Gly Thr Pro Pro Leu
 420 425 430

Ser Arg Glu Thr His Ile Phe Met Gln Val Ala Asp Thr Asn Asp Asn
 435 440 445

Pro Pro Thr Phe Pro His Ser Ser Tyr Ser Val Tyr Ile Ala Glu Asn
 450 455 460

Asn Pro Arg Gly Ala Ser Ile Phe Leu Val Thr Ala Gln Asp His Asp
 465 470 475 480

Ser Glu Asp Asn Ala Gln Ile Thr Tyr Ser Leu Ala Glu Asp Thr Ile
 485 490 495

Gln Gly Ala Pro Val Ser Ser Tyr Val Ser Ile Asn Ser Asp Thr Gly
 500 505 510

Val Leu Tyr Ala Leu Gln Ser Phe Asp Tyr Glu Gln Leu Arg Glu Leu
 515 520 525

Gln Leu Arg Val Thr Ala His Asp Ser Gly Asp Pro Pro Leu Ser Ser
 530 535 540

Asn Met Ser Leu Ser Leu Phe Val Leu Asp Gln Asn Asp Asn Pro Pro
 545 550 555 560

Glu Ile Leu Tyr Pro Ala Leu Pro Thr Asp Gly Ser Thr Gly Met Glu
 565 570 575

Leu Ala Pro Arg Ser Ala Glu Pro Gly Tyr Leu Val Thr Lys Val Val
 580 585 590

Ala Val Asp Lys Asp Ser Gly Gln Asn Ala Trp Leu Ser Tyr Leu Leu
 595 600 605

Leu Lys Ala Ser Glu Pro Gly Leu Phe Ala Val Gly Leu Tyr Thr Gly
 610 615 620

Glu Val Arg Thr Ala Arg Ala Leu Leu Asp Arg Asp Ala Leu Lys Gln
 625 630 635 640

ES 2 534 734 B1

Ser Leu Val Val Ala Val Gln Asp His Gly Gln Pro Pro Leu Ser Ala
645 650 655

Thr Val Thr Leu Thr Val Ala Val Ala Asp Ser Ile Pro Glu Val Leu
660 665 670

Ala Asp Leu Gly Ser Leu Glu Pro Ser Asp Gly Pro Tyr Asn Tyr Asp
675 680 685

Leu Thr Leu Tyr Leu Val Val Ala Val Ala Thr Val Ser Cys Val Phe
690 695 700

Leu Ala Phe Val Leu Val Leu Leu Ala Leu Arg Leu Arg Arg Trp His
705 710 715 720

Lys Ser Arg Leu Leu Gln Ala Ser Glu Gly Gly Leu Ala Asn Val Pro
725 730 735

Thr Ser His Phe Val Gly Met Asp Gly Val Gln Ala Phe Leu Gln Thr
740 745 750

Tyr Ser His Glu Val Ser Leu Thr Ala Asp Ser Arg Lys Ser His Leu
755 760 765

Ile Phe Pro Gln Pro Asn Tyr Val Asp Met Leu Ile Ser Gln Glu Ser
770 775 780

Cys Glu Lys Asn Asp Ser Leu Leu Thr Ser Val Asp Phe Gln Glu Cys
785 790 795 800

Lys Glu Asn Leu Pro Ser Ile Gln Gln Ala Pro Pro Asn Thr Asp Trp
805 810 815

Arg Phe Ser Gln Ala Gln Arg Pro Gly Thr Ser Gly Ser Gln Asn Gly
820 825 830

Asp Asp Thr Gly Thr Trp Pro Asn Asn Gln Phe Asp Thr Glu Met Leu
835 840 845

Gln Ala Met Ile Leu Ala Ser Ala Ser Glu Ala Ala Asp Gly Ser Ser
850 855 860

Thr Leu Gly Gly Gly Ala Gly Thr Met Gly Leu Ser Ala Arg Tyr Gly
865 870 875 880

ES 2 534 734 B1

Pro Gln Phe Thr Leu Gln His Val Pro Asp Tyr Arg Gln Asn Val Tyr
 885 890 895

Ile Pro Gly Ser Asn Ala Thr Leu Thr Asn Ala Ala Gly Lys Arg Asp
 900 905 910

Gly Lys Ala Pro Ala Gly Gly Asn Gly Asn Lys Lys Lys Ser Gly Lys
 915 920 925

Lys Glu Lys Lys
 930

<210> 114
 <211> 923
 <212> PRT
 <213> Homo sapiens

<400> 114

Met Gly Ser Gly Ala Gly Glu Leu Gly Arg Ala Glu Arg Leu Pro Val
 1 5 10 15

Leu Phe Leu Phe Leu Leu Ser Leu Phe Cys Pro Ala Leu Cys Glu Gln
 20 25 30

Ile Arg Tyr Arg Ile Pro Glu Glu Met Pro Lys Gly Ser Val Val Gly
 35 40 45

Asn Leu Ala Thr Asp Leu Gly Phe Ser Val Gln Glu Leu Pro Thr Arg
 50 55 60

Lys Leu Arg Val Ser Ser Glu Lys Pro Tyr Phe Thr Val Ser Ala Glu
 65 70 75 80

Ser Gly Glu Leu Leu Val Ser Ser Arg Leu Asp Arg Glu Glu Ile Cys
 85 90 95

Gly Lys Lys Pro Ala Cys Ala Leu Glu Phe Glu Ala Val Ala Glu Asn
 100 105 110

Pro Leu Asn Phe Tyr His Val Asn Val Glu Ile Glu Asp Ile Asn Asp
 115 120 125

His Thr Pro Lys Phe Thr Gln Asn Ser Phe Glu Leu Gln Ile Ser Glu
 130 135 140

ES 2 534 734 B1

Ser Ala Gln Pro Gly Thr Arg Phe Ile Leu Gly Ser Ala His Asp Ala
 145 150 155 160

Asp Ile Gly Ser Asn Thr Leu Gln Asn Tyr Gln Leu Ser Pro Ser Asp
 165 170 175

His Phe Ser Leu Ile Asn Lys Glu Lys Ser Asp Gly Ser Lys Tyr Pro
 180 185 190

Glu Met Val Leu Lys Thr Pro Leu Asp Arg Glu Lys Gln Lys Ser Tyr
 195 200 205

His Leu Thr Leu Thr Ala Leu Asp Phe Gly Ala Pro Pro Leu Ser Ser
 210 215 220

Thr Ala Gln Ile His Val Leu Val Thr Asp Ala Asn Asp Asn Ala Pro
 225 230 235 240

Val Phe Ser Gln Asp Val Tyr Arg Val Ser Leu Ser Glu Asn Val Tyr
 245 250 255

Pro Gly Thr Thr Val Leu Gln Val Thr Ala Thr Asp Gln Asp Glu Gly
 260 265 270

Val Asn Ala Glu Ile Thr Phe Ser Phe Ser Glu Ala Ser Gln Ile Thr
 275 280 285

Gln Phe Asp Leu Asn Ser Asn Thr Gly Glu Ile Thr Val Leu Asn Thr
 290 295 300

Leu Asp Phe Glu Glu Val Lys Glu Tyr Ser Ile Val Leu Glu Ala Arg
 305 310 315 320

Asp Gly Gly Gly Met Ile Ala Gln Cys Thr Val Glu Val Glu Val Ile
 325 330 335

Asp Glu Asn Asp Asn Ala Pro Glu Val Ile Phe Gln Ser Leu Pro Asn
 340 345 350

Leu Ile Met Glu Asp Ala Glu Leu Gly Thr His Ile Ala Leu Leu Lys
 355 360 365

Val Arg Asp Lys Asp Ser Arg His Asn Gly Glu Val Thr Cys Lys Leu
 370 375 380

ES 2 534 734 B1

Glu Gly Asp Val Pro Phe Lys Ile Leu Thr Ser Ser Arg Asn Thr Tyr
 385 390 395 400

Lys Leu Val Thr Asp Ala Val Leu Asp Arg Glu Gln Asn Pro Glu Tyr
 405 410 415

Asn Ile Thr Val Thr Ala Thr Asp Arg Gly Lys Pro Pro Leu Ser Ser
 420 425 430

Ser Ser Ser Ile Thr Leu His Ile Gly Asp Val Asn Asp Asn Ala Pro
 435 440 445

Val Phe Ser Gln Ser Ser Tyr Ile Val His Val Ala Glu Asn Asn Pro
 450 455 460

Pro Gly Ala Ser Ile Ser Gln Val Arg Ala Ser Asp Pro Asp Leu Gly
 465 470 475 480

Pro Asn Gly Gln Val Ser Tyr Cys Ile Met Ala Ser Asp Leu Glu Gln
 485 490 495

Arg Glu Leu Ser Ser Tyr Val Ser Ile Ser Ala Glu Ser Gly Val Val
 500 505 510

Phe Ala Gln Arg Ala Phe Asp His Glu Gln Leu Arg Ala Phe Glu Leu
 515 520 525

Thr Leu Gln Ala Arg Asp Gln Gly Ser Pro Ala Leu Ser Ala Asn Val
 530 535 540

Ser Leu Arg Val Leu Val Asp Asp Arg Asn Asp Asn Ala Pro Arg Val
 545 550 555 560

Leu Tyr Pro Ala Leu Gly Pro Asp Gly Ser Ala Leu Phe Asp Met Val
 565 570 575

Pro His Ala Ala Glu Pro Gly Tyr Leu Val Thr Lys Val Val Ala Val
 580 585 590

Asp Ala Asp Ser Gly His Asn Ala Trp Leu Ser Tyr His Val Leu Gln
 595 600 605

Ala Ser Glu Pro Gly Leu Phe Ser Leu Gly Leu Arg Thr Gly Glu Val
 610 615 620

ES 2 534 734 B1

Arg Thr Ala Arg Ala Leu Gly Asp Arg Asp Ala Val Arg Gln Arg Leu
 625 630 635 640

Leu Val Ala Val Arg Asp Gly Gly Gln Pro Pro Leu Ser Ala Thr Ala
 645 650 655

Thr Leu His Leu Val Phe Ala Asp Ser Leu Gln Glu Val Leu Pro Asp
 660 665 670

Ile Thr Asp Arg Pro Asp Pro Ser Asp Leu Gln Ala Glu Leu Gln Phe
 675 680 685

Tyr Leu Val Val Ala Leu Ala Leu Ile Ser Val Leu Phe Leu Val Ala
 690 695 700

Met Ile Leu Ala Ile Ala Leu Arg Leu Arg Arg Ser Ser Ser Pro Ala
 705 710 715 720

Ser Trp Ser Cys Phe Gln Pro Gly Leu Cys Val Lys Ser Glu Ser Val
 725 730 735

Val Pro Pro Asn Tyr Ser Glu Gly Thr Leu Pro Tyr Ser Tyr Asn Leu
 740 745 750

Cys Val Ala His Thr Gly Lys Thr Glu Phe Asn Phe Leu Lys Cys Ser
 755 760 765

Glu Gln Leu Ser Ser Gly Gln Asp Ile Leu Cys Gly Asp Ser Ser Gly
 770 775 780

Ala Leu Phe Pro Leu Cys Asn Ser Ser Glu Leu Thr Ser His Gln Gln
 785 790 795 800

Ala Pro Pro Asn Thr Asp Trp Arg Phe Ser Gln Ala Gln Arg Pro Gly
 805 810 815

Thr Ser Gly Ser Gln Asn Gly Asp Asp Thr Gly Thr Trp Pro Asn Asn
 820 825 830

Gln Phe Asp Thr Glu Met Leu Gln Ala Met Ile Leu Ala Ser Ala Ser
 835 840 845

Glu Ala Ala Asp Gly Ser Ser Thr Leu Gly Gly Gly Ala Gly Thr Met
 850 855 860

ES 2 534 734 B1

Gly Leu Ser Ala Arg Tyr Gly Pro Gln Phe Thr Leu Gln His Val Pro
 865 870 875 880

Asp Tyr Arg Gln Asn Val Tyr Ile Pro Gly Ser Asn Ala Thr Leu Thr
 885 890 895

Asn Ala Ala Gly Lys Arg Asp Gly Lys Ala Pro Ala Gly Gly Asn Gly
 900 905 910

Asn Lys Lys Lys Ser Gly Lys Lys Glu Lys Lys
 915 920

<210> 115
 <211> 932
 <212> PRT
 <213> Homo sapiens

<400> 115

Met Ala Ala Pro Gln Ser Arg Pro Arg Arg Gly Glu Leu Ile Leu Leu
 1 5 10 15

Cys Ala Leu Leu Gly Thr Leu Trp Glu Ile Gly Arg Gly Gln Ile Arg
 20 25 30

Tyr Ser Val Pro Glu Glu Thr Asp Lys Gly Ser Phe Val Gly Asn Ile
 35 40 45

Ser Lys Asp Leu Gly Leu Asp Pro Arg Lys Leu Ala Lys His Gly Val
 50 55 60

Arg Ile Val Ser Arg Gly Arg Thr Gln Leu Phe Ala Leu Asn Pro Arg
 65 70 75 80

Ser Gly Ser Leu Ile Thr Ala Gly Arg Ile Asp Arg Glu Glu Leu Cys
 85 90 95

Ala Gln Ser Pro Arg Cys Leu Ile Asn Ile Asn Thr Leu Val Glu Asp
 100 105 110

Lys Gly Lys Leu Phe Gly Val Glu Ile Glu Ile Ile Asp Ile Asn Asp
 115 120 125

Asn Asn Pro Lys Phe Gln Val Glu Asp Leu Glu Val Lys Ile Asn Glu
 130 135 140

ES 2 534 734 B1

Ile Ala Val Pro Gly Ala Arg Tyr Pro Leu Pro Glu Ala Val Asp Pro
 145 150 155 160

Asp Val Gly Val Asn Ser Leu Gln Ser Tyr Gln Leu Ser Pro Asn His
 165 170 175

His Phe Ser Leu Asp Val Gln Thr Gly Asp Asn Gly Ala Ile Asn Pro
 180 185 190

Glu Leu Val Leu Glu Arg Ala Leu Asp Arg Glu Glu Glu Ala Ala His
 195 200 205

His Leu Val Leu Thr Ala Ser Asp Gly Gly Lys Pro Pro Arg Ser Ser
 210 215 220

Thr Val Arg Ile His Val Thr Val Leu Asp Thr Asn Asp Asn Ala Pro
 225 230 235 240

Val Phe Pro His Pro Ile Tyr Arg Val Lys Val Leu Glu Asn Met Pro
 245 250 255

Pro Gly Thr Arg Leu Leu Thr Val Thr Ala Ser Asp Pro Asp Glu Gly
 260 265 270

Ile Asn Gly Lys Val Ala Tyr Lys Phe Arg Lys Ile Asn Glu Lys Gln
 275 280 285

Thr Pro Leu Phe Gln Leu Asn Glu Asn Thr Gly Glu Ile Ser Ile Ala
 290 295 300

Lys Ser Leu Asp Tyr Glu Glu Cys Ser Phe Tyr Glu Met Glu Ile Gln
 305 310 315 320

Ala Glu Asp Val Gly Ala Leu Leu Gly Arg Thr Lys Leu Leu Ile Ser
 325 330 335

Val Glu Asp Val Asn Asp Asn Arg Pro Glu Val Ile Ile Thr Ser Leu
 340 345 350

Phe Ser Pro Val Leu Glu Asn Ser Leu Pro Gly Thr Val Ile Ala Phe
 355 360 365

Leu Ser Val His Asp Gln Asp Ser Gly Lys Asn Gly Gln Val Val Cys
 370 375 380

ES 2 534 734 B1

Tyr Thr Arg Asp Asn Leu Pro Phe Lys Leu Glu Lys Ser Ile Gly Asn
 385 390 395 400

Tyr Tyr Arg Leu Val Thr Arg Lys Tyr Leu Asp Arg Glu Asn Val Ser
 405 410 415

Ile Tyr Asn Ile Thr Val Met Ala Ser Asp Leu Gly Thr Pro Pro Leu
 420 425 430

Ser Thr Glu Thr Gln Ile Ala Leu His Val Ala Asp Ile Asn Asp Asn
 435 440 445

Pro Pro Thr Phe Pro His Ala Ser Tyr Ser Ala Tyr Ile Leu Glu Asn
 450 455 460

Asn Leu Arg Gly Ala Ser Ile Phe Ser Leu Thr Ala His Asp Pro Asp
 465 470 475 480

Ser Gln Glu Asn Ala Gln Val Thr Tyr Ser Val Thr Glu Asp Thr Leu
 485 490 495

Gln Gly Ala Pro Leu Ser Ser Tyr Ile Ser Ile Asn Ser Asp Thr Gly
 500 505 510

Val Leu Tyr Ala Leu Gln Ser Phe Asp Tyr Glu Gln Ile Arg Asp Leu
 515 520 525

Gln Leu Leu Val Thr Ala Ser Asp Ser Gly Asp Pro Pro Leu Ser Ser
 530 535 540

Asn Met Ser Leu Ser Leu Phe Val Leu Asp Gln Asn Asp Asn Ala Pro
 545 550 555 560

Glu Ile Leu Tyr Pro Ala Leu Pro Thr Asp Gly Ser Thr Gly Val Glu
 565 570 575

Leu Ala Pro Arg Ser Ala Glu Arg Gly Tyr Leu Val Thr Lys Val Val
 580 585 590

Ala Val Asp Arg Asp Ser Gly Gln Asn Ala Trp Leu Ser Tyr Arg Leu
 595 600 605

Leu Lys Ala Ser Glu Pro Gly Leu Phe Ser Val Gly Leu His Thr Gly
 610 615 620

ES 2 534 734 B1

Glu Val Arg Thr Ala Arg Ala Leu Leu Asp Arg Asp Ala Leu Lys Gln
 625 630 635 640

Ser Leu Val Val Ala Val Gln Asp His Gly Gln Pro Pro Leu Ser Ala
 645 650 655

Thr Val Thr Leu Thr Val Ala Val Ala Asp Ser Ile Pro Glu Val Leu
 660 665 670

Thr Glu Leu Gly Ser Leu Lys Pro Ser Val Asp Pro Asn Asp Ser Ser
 675 685

Leu Thr Leu Tyr Leu Val Val Ala Val Ala Ala Ile Ser Cys Val Phe
 690 695 700

Leu Ala Phe Val Ala Val Leu Leu Gly Leu Arg Leu Arg Arg Trp His
 705 710 715 720

Lys Ser Arg Leu Leu Gln Asp Ser Gly Gly Arg Leu Val Gly Val Pro
 725 730 735

Ala Ser His Phe Val Gly Val Glu Glu Val Gln Ala Phe Leu Gln Thr
 740 745 750

Tyr Ser Gln Glu Val Ser Leu Thr Ala Asp Ser Arg Lys Ser His Leu
 755 760 765

Ile Phe Pro Gln Pro Asn Tyr Ala Asp Met Leu Ile Ser Gln Glu Gly
 770 775 780

Cys Glu Lys Asn Asp Ser Leu Leu Thr Ser Val Asp Phe His Glu Tyr
 785 790 795 800

Lys Asn Glu Ala Asp His Gly Gln Gln Ala Pro Pro Asn Thr Asp Trp
 805 810 815

Arg Phe Ser Gln Ala Gln Arg Pro Gly Thr Ser Gly Ser Gln Asn Gly
 820 825 830

Asp Asp Thr Gly Thr Trp Pro Asn Asn Gln Phe Asp Thr Glu Met Leu
 835 840 845

Gln Ala Met Ile Leu Ala Ser Ala Ser Glu Ala Ala Asp Gly Ser Ser
 850 855 860

ES 2 534 734 B1

Thr Leu Gly Gly Gly Ala Gly Thr Met Gly Leu Ser Ala Arg Tyr Gly
 865 870 875 880

Pro Gln Phe Thr Leu Gln His Val Pro Asp Tyr Arg Gln Asn Val Tyr
 885 890 895

Ile Pro Gly Ser Asn Ala Thr Leu Thr Asn Ala Ala Gly Lys Arg Asp
 900 905 910

Gly Lys Ala Pro Ala Gly Gly Asn Gly Asn Lys Lys Lys Ser Gly Lys
 915 920 925

Lys Glu Lys Lys
 930

<210> 116
 <211> 923
 <212> PRT
 <213> Homo sapiens

<400> 116

Met Gly Ser Gly Ala Gly Glu Leu Gly Arg Ala Glu Arg Leu Pro Val
 1 5 10 15

Leu Phe Leu Phe Leu Leu Ser Leu Phe Cys Pro Ala Leu Cys Glu Gln
 20 25 30

Ile Arg Tyr Arg Ile Pro Glu Glu Met Pro Lys Gly Ser Val Val Gly
 35 40 45

Asn Leu Ala Thr Asp Leu Gly Phe Ser Val Gln Glu Leu Pro Thr Arg
 50 55 60

Lys Leu Arg Val Ser Ser Glu Lys Pro Tyr Phe Thr Val Ser Ala Glu
 65 70 75 80

Ser Gly Glu Leu Leu Val Ser Ser Arg Leu Asp Arg Glu Glu Ile Cys
 85 90 95

Gly Lys Lys Pro Ala Cys Ala Leu Glu Phe Glu Ala Val Ala Glu Asn
 100 105 110

Pro Leu Asn Phe Tyr His Val Asn Val Glu Ile Glu Asp Ile Asn Asp
 115 120 125

ES 2 534 734 B1

His Thr Pro Lys Phe Thr Gln Asn Ser Phe Glu Leu Gln Ile Ser Glu
 130 135 140

Ser Ala Gln Pro Gly Thr Arg Phe Ile Leu Glu Val Ala Glu Asp Ala
 145 150 155 160

Asp Ile Gly Leu Asn Ser Leu Gln Lys Tyr Lys Leu Ser Leu Asn Pro
 165 170 175

Ser Phe Ser Leu Ile Ile Lys Glu Lys Gln Asp Gly Ser Lys Tyr Pro
 180 185 190

Glu Leu Ala Leu Glu Lys Thr Leu Asp Arg Glu Gln Gln Ser Tyr His
 195 200 205

Arg Leu Val Leu Thr Ala Leu Asp Gly Gly His Pro Pro Leu Ser Gly
 210 215 220

Thr Thr Glu Leu Arg Ile Gln Val Thr Asp Ala Asn Asp Asn Pro Pro
 225 230 235 240

Val Phe Asn Arg Asp Val Tyr Arg Val Ser Leu Arg Glu Asn Val Pro
 245 250 255

Pro Gly Thr Thr Val Leu Gln Val Ser Ala Thr Asp Gln Asp Glu Gly
 260 265 270

Ile Asn Ser Glu Ile Thr Tyr Ser Phe Tyr Arg Thr Gly Gln Ile Phe
 275 280 285

Ser Leu Asn Ser Lys Ser Gly Glu Ile Thr Thr Gln Lys Lys Leu Asp
 290 295 300

Phe Glu Glu Thr Lys Glu Tyr Ser Met Val Val Glu Gly Arg Asp Gly
 305 310 315 320

Gly Gly Leu Val Ala Gln Cys Thr Val Glu Ile Asn Ile Gln Asp Glu
 325 330 335

Asn Asp Asn Ser Pro Glu Val Thr Phe His Ser Leu Leu Glu Met Ile
 340 345 350

Leu Glu Asn Ala Val Pro Gly Thr Leu Ile Ala Leu Ile Lys Ile His
 355 360 365

ES 2 534 734 B1

Asp Gln Asp Ser Gly Glu Asn Gly Glu Val Asn Cys Gln Leu Gln Gly
 370 375 380

Glu Val Pro Phe Lys Ile Ile Ser Ser Ser Lys Asn Ser Tyr Lys Leu
 385 390 395 400

Val Thr Asp Gly Thr Leu Asp Arg Glu Gln Thr Pro Glu Tyr Asn Val
 405 410 415

Thr Ile Thr Ala Thr Asp Arg Gly Lys Pro Pro Leu Ser Ser Ser Ile
 420 425 430

Ser Val Ile Leu His Ile Arg Asp Val Asn Asp Asn Ala Pro Val Phe
 435 440 445

His Gln Ala Ser Tyr Leu Val Ser Val Pro Glu Asn Asn Pro Pro Gly
 450 455 460

Ala Ser Ile Ala Gln Val Cys Ala Ser Asp Leu Asp Leu Gly Leu Asn
 465 470 475 480

Gly Gln Val Ser Tyr Ser Ile Met Ala Ser Asp Leu Glu Pro Leu Ala
 485 490 495

Leu Ala Ser Tyr Val Ser Met Ser Ala Gln Ser Gly Val Val Phe Ala
 500 505 510

Gln Arg Ala Phe Asp Tyr Glu Gln Leu Arg Thr Phe Glu Leu Thr Leu
 515 520 525

Gln Ala Arg Asp Gln Gly Ser Pro Ala Leu Ser Ala Asn Val Ser Leu
 530 535 540

Arg Val Leu Val Gly Asp Arg Asn Asp Asn Ala Pro Arg Val Leu Tyr
 545 550 555 560

Pro Ala Leu Gly Pro Asp Gly Ser Ala Leu Phe Asp Met Val Pro Arg
 565 570 575

Ala Ala Glu Pro Gly Tyr Leu Val Thr Lys Val Val Ala Val Asp Ala
 580 585 590

Asp Ser Gly His Asn Ala Trp Leu Ser Tyr His Val Leu Gln Ala Ser
 595 600 605

ES 2 534 734 B1

Glu Pro Gly Leu Phe Ser Leu Gly Leu Arg Thr Gly Glu Val Arg Thr
 610 615 620

Ala Arg Ala Leu Gly Asp Arg Asp Ala Ala Arg Gln Arg Leu Leu Val
 625 630 635 640

Ala Val Arg Asp Gly Gly Gln Pro Pro Leu Ser Ala Thr Ala Thr Leu
 645 650 655

His Leu Val Phe Ala Asp Ser Leu Gln Glu Val Leu Pro Asp Ile Thr
 660 665 670

Asp Arg Pro Val Pro Ser Asp Pro Gln Ala Glu Leu Gln Phe Tyr Leu
 675 680 685

Val Val Ala Leu Ala Leu Ile Ser Val Leu Phe Leu Leu Ala Val Ile
 690 695 700

Leu Ala Val Ala Leu Arg Leu Arg Arg Ser Ser Ser Pro Ala Ala Trp
 705 710 715 720

Ser Cys Phe Gln Pro Gly Leu Cys Val Lys Ser Gly Pro Val Val Pro
 725 730 735

Pro Asn Tyr Ser Gln Gly Thr Leu Pro Tyr Ser Tyr Asn Leu Cys Val
 740 745 750

Ala His Thr Gly Lys Thr Glu Phe Asn Phe Leu Lys Cys Ser Glu Gln
 755 760 765

Leu Ser Ser Gly Gln Asp Ile Leu Cys Gly Asp Ser Ser Gly Ala Leu
 770 775 780

Phe Pro Leu Cys Asn Ser Ser Glu Ser Thr Ser His Pro Glu Leu Gln
 785 790 795 800

Ala Pro Pro Asn Thr Asp Trp Arg Phe Ser Gln Ala Gln Arg Pro Gly
 805 810 815

Thr Ser Gly Ser Gln Asn Gly Asp Asp Thr Gly Thr Trp Pro Asn Asn
 820 825 830

Gln Phe Asp Thr Glu Met Leu Gln Ala Met Ile Leu Ala Ser Ala Ser
 835 840 845

ES 2 534 734 B1

Glu Ala Ala Asp Gly Ser Ser Thr Leu Gly Gly Gly Ala Gly Thr Met
 850 855 860

Gly Leu Ser Ala Arg Tyr Gly Pro Gln Phe Thr Leu Gln His Val Pro
 865 870 875 880

Asp Tyr Arg Gln Asn Val Tyr Ile Pro Gly Ser Asn Ala Thr Leu Thr
 885 890 895

Asn Ala Ala Gly Lys Arg Asp Gly Lys Ala Pro Ala Gly Gly Asn Gly
 900 905 910

Asn Lys Lys Lys Ser Gly Lys Lys Glu Lys Lys
 915 920

<210> 117
 <211> 932
 <212> PRT
 <213> Homo sapiens

<400> 117

Met Ala Ala Pro Thr Lys Cys Gln Leu Arg Gly Arg Leu Val Leu Leu
 1 5 10 15

Cys Ser Leu Leu Gly Met Leu Trp Glu Ala Arg Ala Ser Gln Ile Arg
 20 25 30

Tyr Ser Val Pro Glu Glu Thr Glu Lys Gly Tyr Ile Val Gly Asn Ile
 35 40 45

Ser Lys Asp Leu Ala Leu Glu Pro Arg Glu Leu Ala Glu Arg Arg Val
 50 55 60

Arg Ile Val Ser Arg Gly Arg Thr Gln Leu Phe Ser Leu Asn Pro Arg
 65 70 75 80

Ser Gly Thr Leu Val Thr Ala Gly Arg Ile Asp Arg Glu Glu Leu Cys
 85 90 95

Ala Gln Ser Pro Arg Cys Leu Val Asn Phe Lys Val Leu Val Glu Asp
 100 105 110

Arg Val Lys Leu Tyr Gly Ile Glu Ile Glu Val Thr Asp Ile Asn Asp
 115 120 125

ES 2 534 734 B1

Ser Ala Pro Lys Phe Gln Ala Glu Ser Leu Glu Val Lys Ile Asn Glu
 130 135 140

Ile Ala Val Pro Gly Ala Arg Tyr Pro Leu Pro Glu Ala Ile Asp Pro
 145 150 155 160

Asp Val Gly Val Asn Ser Leu Gln Ser Tyr Gln Leu Ser Pro Asn His
 165 170 175

His Phe Ser Leu Asn Val Gln Thr Gly Asp Asn Gly Ala Ile Asn Pro
 180 185 190

Glu Leu Val Leu Glu Arg Ala Leu Asp Arg Glu Glu Ala Thr Ala His
 195 200 205

His Leu Val Leu Thr Ala Ser Asp Gly Gly Glu Pro Arg Arg Ser Ser
 210 215 220

Thr Val Arg Ile His Val Thr Val Leu Asp Thr Asn Asp Asn Ala Pro
 225 230 235 240

Val Phe Ala Gln Arg Ile Tyr Arg Val Lys Val Leu Glu Asn Val Pro
 245 250 255

Pro Gly Thr Trp Leu Leu Thr Ala Thr Ala Ser Asp Leu Asp Glu Gly
 260 265 270

Ile Asn Gly Lys Val Ala Tyr Lys Phe Trp Lys Ile Asn Glu Lys Gln
 275 280 285

Ser Leu Leu Phe Gln Leu Asn Glu Asn Thr Gly Glu Ile Ser Thr Ala
 290 295 300

Lys Ser Leu Asp Tyr Glu Glu Cys Ser Phe Tyr Glu Met Glu Ile Gln
 305 310 315 320

Ala Glu Asp Gly Gly Gly Leu Lys Gly Trp Thr Lys Val Leu Ile Ser
 325 330 335

Val Glu Asp Val Asn Asp Asn Arg Pro Glu Val Thr Ile Thr Ser Leu
 340 345 350

Phe Ser Pro Val Arg Glu Asp Ala Pro Gln Gly Thr Val Ile Leu Leu
 355 360 365

ES 2 534 734 B1

Phe Asn Ala His Asp Arg Asp Ser Gly Lys Asn Gly Gln Val Val Cys
 370 375 380

Ser Ile Gln Glu Asn Leu Ser Phe Thr Leu Glu Asn Ser Glu Glu Asp
 385 390 395 400

Tyr Tyr Arg Leu Leu Thr Ala Gln Ile Leu Asp Arg Glu Lys Ala Ser
 405 410 415

Glu Tyr Asn Ile Thr Val Thr Ala Thr Asp Arg Gly Thr Pro Pro Leu
 420 425 430

Ser Thr Glu Ile His Ile Thr Leu Gln Val Thr Asp Ile Asn Asp Asn
 435 440 445

Pro Pro Ala Phe Ser Gln Ala Ser Tyr Ser Val Tyr Leu Pro Glu Asn
 450 455 460

Asn Ala Arg Gly Thr Ser Ile Phe Ser Val Ile Ala Tyr Asp Pro Asp
 465 470 475 480

Ser Asn Glu Asn Ser Arg Val Ile Tyr Ser Leu Ala Glu Asp Thr Ile
 485 490 495

Gln Gly Ser Pro Leu Ser Thr Tyr Val Ser Ile Asn Ser Asp Thr Gly
 500 505 510

Val Leu Tyr Ala Leu Cys Ser Phe Asp Tyr Glu Gln Phe Arg Asp Leu
 515 520 525

Gln Met Gln Val Thr Ala Ser Asp Ser Gly Ser Pro Pro Leu Ser Ser
 530 535 540

Asn Val Ser Leu Arg Leu Phe Val Leu Asp Gln Asn Asp Asn Ala Pro
 545 550 555 560

Glu Ile Leu Tyr Pro Ala Leu Pro Thr Asp Gly Ser Thr Gly Val Glu
 565 570 575

Leu Ala Pro Arg Ser Ala Glu Pro Gly Tyr Leu Val Thr Lys Val Val
 580 585 590

Ala Val Asp Arg Asp Ser Gly Gln Asn Ala Trp Leu Ser Tyr Arg Leu
 595 600 605

ES 2 534 734 B1

Phe Lys Ala Ser Glu Pro Gly Leu Phe Ser Val Gly Leu His Thr Gly
 610 615 620

Glu Val Arg Thr Ala Arg Ala Leu Leu Asp Arg Asp Ala Leu Lys Gln
 625 630 635 640

Ser Leu Val Val Ala Val Gln Asp His Gly Gln Pro Pro Leu Ser Ala
 645 650 655

Thr Val Thr Leu Thr Val Ala Ile Ala Asp Ser Ile Pro Asp Ile Leu
 660 665 670

Ala Asp Leu Gly Ser Leu Gln Ile Pro Ala Asp Leu Glu Ala Ser Asp
 675 685

Leu Thr Leu Tyr Leu Val Val Ala Val Ala Val Val Ser Cys Val Phe
 690 695 700

Leu Thr Phe Val Ile Thr Leu Leu Ala Leu Arg Leu Arg His Trp His
 705 710 715 720

Ser Ser His Leu Leu Arg Ala Thr Ser Asp Gly Leu Ala Gly Val Pro
 725 730 735

Thr Ser His Phe Val Gly Val Asp Gly Val Arg Ala Phe Leu Gln Thr
 740 745 750

Tyr Ser Gln Glu Phe Ser Leu Thr Ala Asp Ser Arg Lys Ser His Leu
 755 760 765

Ile Phe Pro Gln Pro Asn Tyr Ala Asp Thr Leu Ile Ser Gln Gln Ser
 770 775 780

Cys Glu Lys Asn Glu Pro Leu Cys Val Ser Val Asp Ser Lys Phe Pro
 785 790 795 800

Ile Glu Asp Thr Pro Leu Val Pro Gln Ala Pro Pro Asn Thr Asp Trp
 805 810 815

Arg Phe Ser Gln Ala Gln Arg Pro Gly Thr Ser Gly Ser Gln Asn Gly
 820 825 830

Asp Asp Thr Gly Thr Trp Pro Asn Asn Gln Phe Asp Thr Glu Met Leu
 835 840 845

ES 2 534 734 B1

Gln Ala Met Ile Leu Ala Ser Ala Ser Glu Ala Ala Asp Gly Ser Ser
 850 855 860

Thr Leu Gly Gly Gly Ala Gly Thr Met Gly Leu Ser Ala Arg Tyr Gly
 865 870 875 880

Pro Gln Phe Thr Leu Gln His Val Pro Asp Tyr Arg Gln Asn Val Tyr
 885 890 895

Ile Pro Gly Ser Asn Ala Thr Leu Thr Asn Ala Ala Gly Lys Arg Asp
 900 905 910

Gly Lys Ala Pro Ala Gly Gly Asn Gly Asn Lys Lys Lys Ser Gly Lys
 915 920 925

Lys Glu Lys Lys
 930

<210> 118
 <211> 930
 <212> PRT
 <213> Homo sapiens

<400> 118

Met Gly Gly Ser Cys Ala Gln Arg Arg Arg Ala Gly Pro Arg Gln Val
 1 5 10 15

Leu Phe Pro Leu Leu Leu Pro Leu Phe Tyr Pro Thr Leu Ser Glu Pro
 20 25 30

Ile Arg Tyr Ser Ile Pro Glu Glu Leu Ala Lys Gly Ser Val Val Gly
 35 40 45

Asn Leu Ala Lys Asp Leu Gly Leu Ser Val Leu Asp Val Ser Ala Arg
 50 55 60

Lys Leu Arg Val Ser Ala Glu Lys Leu His Phe Ser Val Asp Ala Glu
 65 70 75 80

Ser Gly Asp Leu Leu Val Lys Asn Arg Ile Asp Arg Glu Gln Ile Cys
 85 90 95

Lys Glu Arg Arg Arg Cys Glu Leu Gln Leu Glu Ala Val Val Glu Asn
 100 105 110

ES 2 534 734 B1

Pro Leu Asn Ile Phe His Val Ile Val Val Ile Glu Asp Val Asn Asp
 115 120 125

His Ala Pro Gln Phe Asp Lys Lys Glu Ile His Leu Glu Ile Phe Glu
 130 135 140

Ser Ala Ser Ala Gly Thr Arg Leu Ser Leu Asp Pro Ala Thr Asp Pro
 145 150 155 160

Asp Ile Asn Ile Asn Ser Ile Lys Asp Tyr Lys Ile Asn Ser Asn Pro
 165 170 175

Tyr Phe Ser Leu Met Val Arg Val Asn Ser Asp Gly Gly Lys Tyr Pro
 180 185 190

Glu Leu Ser Leu Glu Lys Leu Leu Asp Arg Glu Glu Gln Arg Ser His
 195 200 205

Ser Leu Ile Leu Thr Ala Leu Asp Gly Gly Asp Pro Pro Arg Ser Ala
 210 215 220

Thr Ala His Ile Glu Ile Ser Val Lys Asp Thr Asn Asp Asn Pro Pro
 225 230 235 240

Val Phe Ser Arg Asp Glu Tyr Arg Ile Ser Leu Ser Glu Asn Leu Pro
 245 250 255

Pro Gly Ser Pro Val Leu Gln Val Thr Ala Thr Asp Gln Asp Glu Gly
 260 265 270

Val Asn Ala Glu Ile Asn Tyr Tyr Phe Arg Ser Thr Ala Gln Ser Thr
 275 280 285

Lys His Met Phe Ser Leu Asp Glu Lys Thr Gly Met Ile Lys Asn Asn
 290 295 300

Gln Ser Phe Asp Phe Glu Asp Val Glu Arg Tyr Thr Met Glu Val Glu
 305 310 315 320

Ala Lys Asp Gly Gly Gly Leu Ser Thr Gln Cys Lys Val Ile Ile Glu
 325 330 335

Ile Leu Asp Glu Asn Asp Asn Ser Pro Glu Ile Ile Ile Thr Ser Leu
 340 345 350

ES 2 534 734 B1

Ser Asp Gln Ile Leu Glu Asn Ser Pro Pro Gly Met Val Val Ala Leu
 355 360 365

Phe Lys Thr Arg Asp Leu Asp Phe Gly Gly Asn Gly Glu Val Arg Cys
 370 375 380

Asn Ile Glu Thr Asp Ile Pro Phe Lys Ile Tyr Ser Ser Ser Asn Asn
 385 390 395 400

Tyr Tyr Lys Leu Val Thr Asp Gly Ala Leu Asp Arg Glu Gln Thr Pro
 405 410 415

Glu Tyr Asn Val Thr Ile Val Ala Thr Asp Arg Gly Lys Pro Pro Leu
 420 425 430

Ser Ser Ser Arg Ser Ile Thr Leu Tyr Val Ala Asp Ile Asn Asp Asn
 435 440 445

Ala Pro Val Phe Asp Gln Thr Ser Tyr Val Val His Val Ala Glu Asn
 450 455 460

Asn Pro Pro Gly Ala Ser Ile Ala Gln Val Ser Ala Ser Asp Pro Asp
 465 470 475 480

Leu Gly Leu Asn Gly His Ile Ser Tyr Ser Ile Val Ala Ser Asp Leu
 485 490 495

Glu Pro Leu Ala Val Ser Ser Tyr Val Ser Val Ser Ala Gln Ser Gly
 500 505 510

Val Val Phe Ala Gln Arg Ala Phe Asp His Glu Gln Leu Arg Ala Phe
 515 520 525

Ala Leu Thr Leu Gln Ala Arg Asp His Gly Ser Pro Thr Leu Ser Ala
 530 535 540

Asn Val Ser Leu Arg Val Leu Val Gly Asp Arg Asn Asp Asn Ala Pro
 545 550 555 560

Arg Val Leu Tyr Pro Ala Leu Gly Pro Asp Gly Ser Ala Phe Phe Asp
 565 570 575

Met Val Pro Arg Ser Ala Glu Pro Gly Tyr Leu Val Thr Lys Val Val
 580 585 590

ES 2 534 734 B1

Ala Val Asp Ala Asp Ser Gly His Asn Ala Trp Leu Ser Tyr His Val
595 600 605

Leu Gln Ala Ser Glu Pro Gly Leu Phe Ser Leu Gly Leu Arg Thr Gly
610 615 620

Glu Val Arg Thr Ala Arg Ala Leu Gly Asp Arg Asp Ala Ala Arg Gln
625 630 635 640

Arg Leu Leu Val Ala Val Arg Asp Gly Gly Gln Pro Pro Leu Ser Ala
645 650 655

Thr Ala Thr Leu His Leu Val Phe Ala Asp Asn Leu Gln Glu Ile Leu
660 665 670

Pro Asp Leu Ser Asp Arg Pro Val Leu Ser Asp Pro Gln Ala Glu Leu
675 680 685

Gln Phe Tyr Leu Val Val Ala Leu Ala Leu Ile Ser Val Leu Phe Leu
690 695 700

Leu Ala Val Ile Leu Ala Ile Ala Leu Arg Leu Arg Arg Ser Leu Ser
705 710 715 720

Pro Ala Thr Trp Asp Cys Phe His Pro Gly Leu Cys Val Lys Ser Gly
725 730 735

Pro Val Val Pro Pro Asn Tyr Ser Glu Gly Thr Leu Pro Tyr Ser Tyr
740 745 750

Asn Leu Cys Ile Ala His Thr Gly Thr Lys Glu Phe Asn Phe Leu Lys
755 760 765

Cys Ser Val Pro Leu His Ser Asn Glu Asp Met Val Cys Ser Val Ser
770 775 780

Pro Gly Ala Leu Ile Pro Pro His Gly Gly Glu Asp Leu Thr Ser His
785 790 795 800

Pro Glu Thr Leu Thr Ser Gln Ala Pro Pro Asn Thr Asp Trp Arg Phe
805 810 815

Ser Gln Ala Gln Arg Pro Gly Thr Ser Gly Ser Gln Asn Gly Asp Asp
820 825 830

ES 2 534 734 B1

Thr Gly Thr Trp Pro Asn Asn Gln Phe Asp Thr Glu Met Leu Gln Ala
 835 840 845

Met Ile Leu Ala Ser Ala Ser Glu Ala Ala Asp Gly Ser Ser Thr Leu
 850 855 860

Gly Gly Gly Ala Gly Thr Met Gly Leu Ser Ala Arg Tyr Gly Pro Gln
 865 870 875 880

Phe Thr Leu Gln His Val Pro Asp Tyr Arg Gln Asn Val Tyr Ile Pro
 885 890 895

Gly Ser Asn Ala Thr Leu Thr Asn Ala Ala Gly Lys Arg Asp Gly Lys
 900 905 910

Ala Pro Ala Gly Gly Asn Gly Asn Lys Lys Lys Ser Gly Lys Lys Glu
 915 920 925

Lys Lys
 930

<210> 119
 <211> 936
 <212> PRT
 <213> Homo sapiens

<400> 119

Met Ala Ala Gln Arg Asn Arg Ser Lys Glu Ser Lys Asp Cys Ser Gly
 1 5 10 15

Leu Val Leu Leu Cys Leu Phe Phe Gly Ile Pro Trp Glu Ala Gly Ala
 20 25 30

Arg Gln Ile Ser Tyr Ser Ile Pro Glu Glu Leu Glu Lys Gly Ser Phe
 35 40 45

Val Gly Asn Ile Ser Lys Asp Leu Gly Leu Ala Pro Arg Glu Leu Ala
 50 55 60

Glu Arg Gly Val Arg Ile Val Ser Arg Gly Arg Thr Gln Leu Phe Ser
 65 70 75 80

Leu Asn Pro Arg Ser Gly Ser Leu Ile Thr Ala Gly Arg Ile Asp Arg
 85 90 95

ES 2 534 734 B1

Glu Glu Leu Cys Ala Gln Ser Ala Arg Cys Val Val Ser Phe Asn Ile
 100 105 110

Leu Val Glu Asp Arg Val Lys Leu Phe Gly Ile Glu Ile Glu Val Thr
 115 120 125

Asp Ile Asn Asp Asn Ala Pro Lys Phe Gln Ala Glu Asn Leu Asp Val
 130 135 140

Lys Ile Asn Glu Asn Val Ala Ala Gly Met Arg Phe Pro Leu Pro Glu
 145 150 155 160

Ala Ile Asp Pro Asp Val Gly Val Asn Ser Leu Gln Ser Tyr Gln Leu
 165 170 175

Ser Pro Asn Lys His Phe Ser Leu Arg Val Gln Ser Arg Ala Asn Gly
 180 185 190

Val Lys Tyr Pro Glu Leu Val Leu Glu His Ser Leu Asp Arg Glu Glu
 195 200 205

Glu Ala Ile His His Leu Val Leu Thr Ala Ser Asp Gly Gly Asp Pro
 210 215 220

Leu Arg Ser Gly Thr Val Leu Val Ser Val Thr Val Phe Asp Ala Asn
 225 230 235 240

Asp Asn Ala Pro Val Phe Thr Leu Pro Glu Tyr Arg Val Ser Val Pro
 245 250 255

Glu Asn Leu Pro Val Gly Thr Gln Leu Leu Thr Val Thr Ala Thr Asp
 260 265 270

Arg Asp Glu Gly Ala Asn Gly Glu Val Thr Tyr Ser Phe Arg Lys Leu
 275 280 285

Pro Asp Thr Gln Leu Leu Lys Phe Gln Leu Asn Lys Tyr Thr Gly Glu
 290 295 300

Ile Lys Ile Ser Glu Asn Leu Asp Tyr Glu Glu Thr Gly Phe Tyr Glu
 305 310 315 320

Ile Glu Ile Gln Ala Glu Asp Gly Gly Ala Tyr Leu Ala Thr Ala Lys
 325 330 335

ES 2 534 734 B1

Val Leu Ile Thr Val Glu Asp Val Asn Asp Asn Ser Pro Glu Leu Thr
 340 345 350

Ile Thr Ser Leu Phe Ser Pro Val Thr Glu Asp Ser Pro Leu Gly Thr
 355 360 365

Val Val Ala Leu Leu Asn Val His Asp Leu Asp Ser Glu Gln Asn Gly
 370 375 380

Gln Val Thr Cys Ser Ile Leu Ala Tyr Leu Pro Phe Lys Leu Glu Lys
 385 390 395 400

Ser Ile Asp Ser Tyr Tyr Arg Leu Val Ile His Arg Ala Leu Asp Arg
 405 410 415

Glu Gln Val Ser Ser Tyr Asn Ile Thr Val Thr Ala Thr Asp Gly Gly
 420 425 430

Ser Pro Pro Leu Ser Thr Glu Ala His Phe Met Leu Gln Val Ala Asp
 435 440 445

Ile Asn Asp Asn Pro Pro Thr Phe Ser Gln Val Ser Tyr Phe Thr Tyr
 450 455 460

Ile Pro Glu Asn Asn Ala Arg Gly Ala Ser Ile Phe Ser Val Thr Ala
 465 470 475 480

Leu Asp Pro Asp Ser Lys Glu Asn Ala Gln Ile Ile Tyr Ser Leu Ala
 485 490 495

Glu Asp Thr Ile Gln Gly Val Pro Leu Ser Ser Tyr Ile Ser Ile Asn
 500 505 510

Ser Asp Thr Gly Val Leu Tyr Ala Leu Arg Ser Phe Asp Tyr Glu Gln
 515 520 525

Phe His Glu Leu Gln Met Gln Val Thr Ala Ser Asp Ser Gly Asp Pro
 530 535 540

Pro Leu Ser Ser Asn Val Ser Leu Ser Leu Phe Val Leu Asp Gln Asn
 545 550 555 560

Asp Asn Ala Pro Glu Ile Leu Tyr Pro Ala Leu Pro Thr Asp Gly Ser
 565 570 575

ES 2 534 734 B1

Thr Gly Val Glu Leu Ala Pro Arg Ser Ala Glu Pro Gly Tyr Leu Val
 580 585 590

Thr Lys Val Val Ala Val Asp Arg Asp Ser Gly Gln Asn Ala Trp Leu
 595 600 605

Ser Tyr Arg Leu Leu Lys Ala Ser Glu Pro Gly Leu Phe Ala Val Gly
 610 615 620

Glu His Thr Gly Glu Val Arg Thr Ala Arg Ala Leu Leu Asp Arg Asp
 625 630 635 640

Ala Leu Lys Gln Ser Leu Val Val Ala Val Gln Asp His Gly Gln Pro
 645 650 655

Pro Leu Ser Ala Thr Val Thr Leu Thr Val Ala Val Ala Asp Ser Ile
 660 665 670

Pro Gln Val Leu Ala Asp Leu Gly Ser Phe Glu Ser Pro Ala Asn Ser
 675 680 685

Glu Thr Ser Asp Leu Thr Leu Tyr Leu Val Val Ala Val Ala Ala Val
 690 695 700

Ser Cys Val Phe Leu Ala Phe Val Ile Val Leu Leu Ala His Arg Leu
 705 710 715 720

Arg Arg Trp His Lys Ser Arg Leu Leu Gln Ala Ser Gly Gly Gly Leu
 725 730 735

Thr Gly Val Ser Gly Ser His Phe Val Gly Val Asp Gly Val Arg Ala
 740 745 750

Phe Leu Gln Thr Tyr Ser His Glu Val Ser Leu Thr Ala Asp Ser Arg
 755 760 765

Lys Ser His Leu Ile Phe Pro Gln Pro Asn Tyr Ala Asp Thr Leu Ile
 770 775 780

Ser Gln Glu Ser Cys Glu Lys Asn Asp Pro Leu Ser Leu Leu Asp Asp
 785 790 795 800

Ser Lys Phe Pro Ile Glu Asp Thr Pro Leu Val Pro Gln Ala Pro Pro
 805 810 815

ES 2 534 734 B1

Asn Thr Asp Trp Arg Phe Ser Gln Ala Gln Arg Pro Gly Thr Ser Gly
 820 825 830

Ser Gln Asn Gly Asp Asp Thr Gly Thr Trp Pro Asn Asn Gln Phe Asp
 835 840 845

Thr Glu Met Leu Gln Ala Met Ile Leu Ala Ser Ala Ser Glu Ala Ala
 850 855 860

Asp Gly Ser Ser Thr Leu Gly Gly Gly Ala Gly Thr Met Gly Leu Ser
 865 870 875 880

Ala Arg Tyr Gly Pro Gln Phe Thr Leu Gln His Val Pro Asp Tyr Arg
 885 890 895

Gln Asn Val Tyr Ile Pro Gly Ser Asn Ala Thr Leu Thr Asn Ala Ala
 900 905 910

Gly Lys Arg Asp Gly Lys Ala Pro Ala Gly Gly Asn Gly Asn Lys Lys
 915 920 925

Lys Ser Gly Lys Lys Glu Lys Lys
 930 935

<210> 120
 <211> 935
 <212> PRT
 <213> Homo sapiens

<400> 120

Met Ala Asn Arg Leu Gln Arg Gly Asp Arg Ser Arg Leu Leu Leu Leu
 1 5 10 15

Leu Cys Ile Phe Leu Gly Thr Leu Arg Gly Phe Arg Ala Arg Gln Ile
 20 25 30

Arg Tyr Ser Val Pro Glu Glu Thr Glu Lys Gly Ser Phe Val Gly Asn
 35 40 45

Ile Ser Lys Asp Leu Gly Leu Glu Pro Arg Glu Leu Ala Lys Arg Gly
 50 55 60

Val Arg Ile Val Ser Arg Gly Lys Thr Gln Leu Phe Ala Val Asn Pro
 65 70 75 80

ES 2 534 734 B1

Arg Ser Gly Ser Leu Ile Thr Ala Gly Arg Ile Asp Arg Glu Glu Leu
 85 90 95

Cys Glu Thr Val Ser Ser Cys Phe Leu Asn Met Glu Leu Leu Val Glu
 100 105 110

Asp Thr Leu Lys Ile Tyr Gly Val Glu Val Glu Ile Ile Asp Ile Asn
 115 120 125

Asp Asn Ala Pro Ser Phe Gln Glu Asp Glu Val Glu Ile Lys Val Ser
 130 135 140

Glu His Ala Ile Pro Gly Ala Arg Phe Ala Leu Pro Asn Ala Arg Asp
 145 150 155 160

Pro Asp Val Gly Val Asn Ser Leu Gln Ser Tyr Gln Leu Ser Pro Asn
 165 170 175

Asn Tyr Phe Ser Leu Gln Leu Arg Gly Arg Thr Asp Gly Ala Lys Asn
 180 185 190

Pro Glu Leu Val Leu Glu Gly Ser Leu Asp Arg Glu Lys Glu Ala Ala
 195 200 205

His Leu Leu Leu Leu Thr Ala Leu Asp Gly Gly Asp Pro Ile Arg Lys
 210 215 220

Gly Ala Val Pro Ile Arg Val Val Val Leu Asp Val Asn Asp His Ile
 225 230 235 240

Pro Met Phe Thr Gln Ser Val Tyr Arg Val Ser Val Pro Glu Asn Ile
 245 250 255

Ser Ser Gly Thr Arg Val Leu Met Val Asn Ala Thr Asp Pro Asp Glu
 260 265 270

Gly Ile Asn Gly Glu Val Met Tyr Ser Phe Arg Asn Met Glu Ser Lys
 275 280 285

Ala Ser Glu Ile Phe Gln Leu Asp Ser Gln Thr Gly Glu Val Gln Val
 290 295 300

Arg Gly Ser Leu Asp Phe Glu Lys Tyr Arg Phe Tyr Glu Met Glu Ile
 305 310 315 320

ES 2 534 734 B1

Gln Gly Gln Asp Gly Gly Gly Leu Phe Thr Thr Thr Thr Met Leu Ile
 325 330 335

Thr Val Val Asp Val Asn Asp Asn Ala Pro Glu Ile Thr Ile Thr Ser
 340 345 350

Ser Ile Asn Ser Ile Leu Glu Asn Ser Pro Pro Gly Thr Val Ile Ala
 355 360 365

Leu Leu Asn Val Gln Asp Gln Asp Ser Gly Glu Asn Gly Gln Val Ser
 370 375 380

Cys Phe Ile Pro Asn His Leu Pro Phe Lys Leu Glu Lys Thr Tyr Gly
 385 390 395 400

Asn Tyr Tyr Lys Leu Ile Thr Ser Arg Val Leu Asp Arg Glu Leu Val
 405 410 415

Gln Ser Tyr Asn Ile Thr Leu Thr Ala Thr Asp Gln Gly Ser Pro Pro
 420 425 430

Leu Ser Ala Glu Thr His Val Trp Leu Asn Val Ala Asp Asp Asn Asp
 435 440 445

Asn Pro Pro Val Phe Pro His Ser Ser Tyr Ser Ala Tyr Ile Pro Glu
 450 455 460

Asn Asn Pro Arg Gly Ala Ser Ile Phe Ser Val Thr Ala Leu Asp Pro
 465 470 475 480

Asp Ser Lys Gln Asn Ala Leu Val Thr Tyr Ser Leu Thr Asp Asp Thr
 485 490 495

Val Gln Gly Val Pro Leu Ser Ser Tyr Val Ser Ile Asn Ser Asn Thr
 500 505 510

Gly Val Leu Tyr Ala Leu Gln Ser Phe Asp Tyr Glu Gln Phe Arg Asp
 515 520 525

Leu Glu Leu Arg Val Ile Ala Arg Asp Ser Gly Asp Pro Pro Leu Ser
 530 535 540

Ser Asn Val Ser Leu Ser Leu Phe Val Leu Asp Gln Asn Asp Asn Ala
 545 550 555 560

ES 2 534 734 B1

Pro Glu Ile Leu Tyr Pro Ala Leu Pro Thr Asp Gly Ser Thr Gly Val
 565 570 575

Glu Leu Ala Pro Arg Ser Ala Glu Pro Gly Tyr Leu Val Thr Lys Val
 580 585 590

Val Ala Val Asp Lys Asp Ser Gly Gln Asn Ala Trp Leu Ser Tyr Arg
 595 600 605

Leu Leu Lys Ala Ser Glu Pro Gly Leu Phe Ala Val Gly Glu His Thr
 610 615 620

Gly Glu Val Arg Thr Ala Arg Ala Leu Leu Asp Arg Asp Ala Leu Lys
 625 630 635 640

Gln Ser Leu Val Val Ala Val Gln Asp His Gly Gln Pro Pro Leu Ser
 645 650 655

Ala Thr Val Thr Leu Thr Val Ala Val Ala Asp Ser Ile Pro Glu Val
 660 665 670

Leu Ala Asp Leu Gly Ser Leu Glu Ser Leu Ala Asn Ser Glu Thr Ser
 675 680 685

Asp Leu Ser Leu Tyr Leu Val Val Ala Val Ala Val Ser Cys Ile
 690 695 700

Phe Leu Val Phe Val Ile Val Leu Leu Ala Leu Arg Leu Trp Arg Trp
 705 710 715 720

His Lys Ser Arg Leu Leu Gln Ala Ser Glu Gly Gly Leu Ala Gly Met
 725 730 735

Pro Thr Ser His Phe Val Gly Val Asp Gly Val Gln Ala Phe Leu Gln
 740 745 750

Thr Tyr Ser His Glu Val Ser Leu Ile Ala Asp Ser Gln Lys Ser His
 755 760 765

Leu Ile Phe Pro Gln Pro Asn Tyr Gly Asp Thr Leu Ile Ser Gln Glu
 770 775 780

Ser Cys Glu Lys Ser Glu Pro Leu Leu Ile Ala Glu Asp Ser Ala Ile
 785 790 795 800

ES 2 534 734 B1

Ile Leu Gly Lys Cys Asp Pro Thr Ser Asn Gln Gln Ala Pro Pro Asn
 805 810 815

Thr Asp Trp Arg Phe Ser Gln Ala Gln Arg Pro Gly Thr Ser Gly Ser
 820 825 830

Gln Asn Gly Asp Asp Thr Gly Thr Trp Pro Asn Asn Gln Phe Asp Thr
 835 840 845

Glu Met Leu Gln Ala Met Ile Leu Ala Ser Ala Ser Glu Ala Ala Asp
 850 855 860

Gly Ser Ser Thr Leu Gly Gly Gly Ala Gly Thr Met Gly Leu Ser Ala
 865 870 875 880

Arg Tyr Gly Pro Gln Phe Thr Leu Gln His Val Pro Asp Tyr Arg Gln
 885 890 895

Asn Val Tyr Ile Pro Gly Ser Asn Ala Thr Leu Thr Asn Ala Ala Gly
 900 905 910

Lys Arg Asp Gly Lys Ala Pro Ala Gly Gly Asn Gly Asn Lys Lys Lys
 915 920 925

Ser Gly Lys Lys Glu Lys Lys
 930 935

<210> 121
 <211> 750
 <212> PRT
 <213> Homo sapiens

<400> 121

Met Ala Asn Arg Leu Gln Arg Gly Asp Arg Ser Arg Leu Leu Leu Leu
 1 5 10 15

Leu Cys Ile Phe Leu Gly Thr Leu Arg Gly Phe Arg Ala Arg Gln Ile
 20 25 30

Arg Tyr Ser Val Pro Glu Glu Thr Glu Lys Gly Ser Phe Val Gly Asn
 35 40 45

Ile Ser Lys Asp Leu Gly Leu Glu Pro Arg Glu Leu Ala Lys Arg Gly
 50 55 60

ES 2 534 734 B1

Val Arg Ile Val Ser Arg Gly Lys Thr Gln Leu Phe Ala Val Asn Pro
 65 70 75 80

Arg Ser Gly Ser Leu Ile Thr Ala Gly Arg Ile Asp Arg Glu Glu Leu
 85 90 95

Cys Glu Thr Val Ser Ser Cys Phe Leu Asn Met Glu Leu Leu Val Glu
 100 105 110

Asp Thr Leu Lys Ile Tyr Gly Val Glu Val Glu Ile Ile Asp Ile Asn
 115 120 125

Asp Asn Ala Pro Ser Phe Gln Glu Asp Glu Val Glu Ile Lys Val Ser
 130 135 140

Glu His Ala Ile Pro Gly Ala Arg Phe Ala Leu Pro Asn Ala Arg Asp
 145 150 155 160

Pro Asp Val Gly Val Asn Ser Leu Gln Ser Tyr Gln Leu Ser Pro Asn
 165 170 175

Asn Tyr Phe Ser Leu Gln Leu Arg Gly Arg Thr Asp Gly Ala Lys Asn
 180 185 190

Pro Glu Leu Val Leu Glu Gly Ser Leu Asp Arg Glu Lys Glu Ala Ala
 195 200 205

His Leu Leu Leu Leu Thr Ala Leu Asp Gly Gly Asp Pro Ile Arg Lys
 210 215 220

Gly Ala Val Pro Ile Arg Val Val Val Leu Asp Val Asn Asp His Ile
 225 230 235 240

Pro Met Phe Thr Gln Ser Val Tyr Arg Val Ser Val Pro Glu Asn Ile
 245 250 255

Ser Ser Gly Thr Arg Val Leu Met Val Asn Ala Thr Asp Pro Asp Glu
 260 265 270

Gly Ile Asn Gly Glu Val Met Tyr Ser Phe Arg Asn Met Glu Ser Lys
 275 280 285

Ala Ser Glu Ile Phe Gln Leu Asp Ser Gln Thr Gly Glu Val Gln Val
 290 295 300

ES 2 534 734 B1

Arg Gly Ser Leu Asp Phe Glu Lys Tyr Arg Phe Tyr Glu Met Glu Ile
 305 310 315 320

Gln Gly Gln Asp Gly Gly Gly Leu Phe Thr Thr Thr Thr Met Leu Ile
 325 330 335

Thr Val Val Asp Val Asn Asp Asn Ala Pro Glu Ile Thr Ile Thr Ser
 340 345 350

Ser Ile Asn Ser Ile Leu Glu Asn Ser Pro Pro Gly Thr Val Ile Ala
 355 360 365

Leu Leu Asn Val Gln Asp Gln Asp Ser Gly Glu Asn Gly Gln Val Ser
 370 375 380

Cys Phe Ile Pro Asn His Leu Pro Phe Lys Leu Glu Lys Thr Tyr Gly
 385 390 395 400

Asn Tyr Tyr Lys Leu Ile Thr Ser Arg Val Leu Asp Arg Glu Leu Val
 405 410 415

Gln Ser Tyr Asn Ile Thr Leu Thr Ala Thr Asp Gln Gly Ser Pro Pro
 420 425 430

Leu Ser Ala Glu Thr His Val Trp Leu Asn Val Ala Asp Asp Asn Asp
 435 440 445

Asn Pro Pro Val Phe Pro His Ser Ser Tyr Ser Ala Tyr Ile Pro Glu
 450 455 460

Asn Asn Pro Arg Gly Ala Ser Ile Phe Ser Val Thr Ala Leu Asp Pro
 465 470 475 480

Asp Ser Lys Gln Asn Ala Leu Val Thr Tyr Ser Leu Thr Asp Asp Thr
 485 490 495

Val Gln Gly Val Pro Leu Ser Ser Tyr Val Ser Ile Asn Ser Asn Thr
 500 505 510

Gly Val Leu Tyr Ala Leu Gln Ser Phe Asp Tyr Glu Gln Phe Arg Asp
 515 520 525

Leu Glu Leu Arg Val Ile Ala Arg Asp Ser Gly Asp Pro Pro Leu Ser
 530 535 540

ES 2 534 734 B1

Ser Asn Val Ser Leu Ser Leu Phe Val Leu Asp Gln Asn Asp Asn Ala
 545 550 555 560

Pro Glu Ile Leu Tyr Pro Ala Leu Pro Thr Asp Gly Ser Thr Gly Val
 565 570 575

Glu Leu Ala Pro Arg Ser Ala Glu Pro Gly Tyr Leu Val Thr Lys Val
 580 585 590

Val Ala Val Asp Lys Asp Ser Gly Gln Asn Ala Trp Leu Ser Tyr Arg
 595 600 605

Leu Leu Lys Ala Ser Glu Pro Gly Leu Phe Ala Val Gly Glu His Thr
 610 615 620

Gly Glu Gln Ala Pro Pro Asn Thr Asp Trp Arg Phe Ser Gln Ala Gln
 625 630 635 640

Arg Pro Gly Thr Ser Gly Ser Gln Asn Gly Asp Asp Thr Gly Thr Trp
 645 650 655

Pro Asn Asn Gln Phe Asp Thr Glu Met Leu Gln Ala Met Ile Leu Ala
 660 665 670

Ser Ala Ser Glu Ala Ala Asp Gly Ser Ser Thr Leu Gly Gly Gly Ala
 675 680 685

Gly Thr Met Gly Leu Ser Ala Arg Tyr Gly Pro Gln Phe Thr Leu Gln
 690 695 700

His Val Pro Asp Tyr Arg Gln Asn Val Tyr Ile Pro Gly Ser Asn Ala
 705 710 715 720

Thr Leu Thr Asn Ala Ala Gly Lys Arg Asp Gly Lys Ala Pro Ala Gly
 725 730 735

Gly Asn Gly Asn Lys Lys Lys Ser Gly Lys Lys Glu Lys Lys
 740 745 750

- <210> 122
- <211> 462
- <212> PRT
- <213> Homo sapiens
- <400> 122

ES 2 534 734 B1

Met Ala Ser Asn Ser Ser Ser Cys Pro Thr Pro Gly Gly Gly His Leu
 1 5 10 15

Asn Gly Tyr Pro Val Pro Pro Tyr Ala Phe Phe Phe Pro Pro Met Leu
 20 25 30

Gly Gly Leu Ser Pro Pro Gly Ala Leu Thr Thr Leu Gln His Gln Leu
 35 40 45

Pro Val Ser Gly Tyr Ser Thr Pro Ser Pro Ala Thr Ile Glu Thr Gln
 50 55 60

Ser Ser Ser Ser Glu Glu Ile Val Pro Ser Pro Pro Ser Pro Pro Pro
 65 70 75 80

Leu Pro Arg Ile Tyr Lys Pro Cys Phe Val Cys Gln Asp Lys Ser Ser
 85 90 95

Gly Tyr His Tyr Gly Val Ser Ala Cys Glu Gly Cys Lys Gly Phe Phe
 100 105 110

Arg Arg Ser Ile Gln Lys Asn Met Val Tyr Thr Cys His Arg Asp Lys
 115 120 125

Asn Cys Ile Ile Asn Lys Val Thr Arg Asn Arg Cys Gln Tyr Cys Arg
 130 135 140

Leu Gln Lys Cys Phe Glu Val Gly Met Ser Lys Glu Ser Val Arg Asn
 145 150 155 160

Asp Arg Asn Lys Lys Lys Lys Glu Val Pro Lys Pro Glu Cys Ser Glu
 165 170 175

Ser Tyr Thr Leu Thr Pro Glu Val Gly Glu Leu Ile Glu Lys Val Arg
 180 185 190

Lys Ala His Gln Glu Thr Phe Pro Ala Leu Cys Gln Leu Gly Lys Tyr
 195 200 205

Thr Thr Asn Asn Ser Ser Glu Gln Arg Val Ser Leu Asp Ile Asp Leu
 210 215 220

Trp Asp Lys Phe Ser Glu Leu Ser Thr Lys Cys Ile Ile Lys Thr Val
 225 230 235 240

ES 2 534 734 B1

Glu Phe Ala Lys Gln Leu Pro Gly Phe Thr Thr Leu Thr Ile Ala Asp
 245 250 255

Gln Ile Thr Leu Leu Lys Ala Ala Cys Leu Asp Ile Leu Ile Leu Arg
 260 265 270

Ile Cys Thr Arg Tyr Thr Pro Glu Gln Asp Thr Met Thr Phe Ser Asp
 275 280 285

Gly Leu Thr Leu Asn Arg Thr Gln Met His Asn Ala Gly Phe Gly Pro
 290 295 300

Leu Thr Asp Leu Val Phe Ala Phe Ala Asn Gln Leu Leu Pro Leu Glu
 305 310 315 320

Met Asp Asp Ala Glu Thr Gly Leu Leu Ser Ala Ile Cys Leu Ile Cys
 325 330 335

Gly Asp Arg Gln Asp Leu Glu Gln Pro Asp Arg Val Asp Met Leu Gln
 340 345 350

Glu Pro Leu Leu Glu Ala Leu Lys Val Tyr Val Arg Lys Arg Arg Pro
 355 360 365

Ser Arg Pro His Met Phe Pro Lys Met Leu Met Lys Ile Thr Asp Leu
 370 375 380

Arg Ser Ile Ser Ala Lys Gly Ala Glu Arg Val Ile Thr Leu Lys Met
 385 390 395 400

Glu Ile Pro Gly Ser Met Pro Pro Leu Ile Gln Glu Met Leu Glu Asn
 405 410 415

Ser Glu Gly Leu Asp Thr Leu Ser Gly Gln Pro Gly Gly Gly Gly Arg
 420 425 430

Asp Gly Gly Gly Leu Ala Pro Pro Pro Gly Ser Cys Ser Pro Ser Leu
 435 440 445

Ser Pro Ser Ser Asn Arg Ser Ser Pro Ala Thr His Ser Pro
 450 455 460

<210> 123

<211> 462

ES 2 534 734 B1

<212> PRT

<213> Homo sapiens

<400> 123

Met Ala Ser Asn Ser Ser Ser Cys Pro Thr Pro Gly Gly Gly His Leu
1 5 10 15

Asn Gly Tyr Pro Val Pro Pro Tyr Ala Phe Phe Phe Pro Pro Met Leu
20 25 30

Gly Gly Leu Ser Pro Pro Gly Ala Leu Thr Thr Leu Gln His Gln Leu
35 40 45

Pro Val Ser Gly Tyr Ser Thr Pro Ser Pro Ala Thr Ile Glu Thr Gln
50 55 60

Ser Ser Ser Ser Glu Glu Ile Val Pro Ser Pro Pro Ser Pro Pro Pro
65 70 75 80

Leu Pro Arg Ile Tyr Lys Pro Cys Phe Val Cys Gln Asp Lys Ser Ser
85 90 95

Gly Tyr His Tyr Gly Val Ser Ala Cys Glu Gly Cys Lys Gly Phe Phe
100 105 110

Arg Arg Ser Ile Gln Lys Asn Met Val Tyr Thr Cys His Arg Asp Lys
115 120 125

Asn Cys Ile Ile Asn Lys Val Thr Arg Asn Arg Cys Gln Tyr Cys Arg
130 135 140

Leu Gln Lys Cys Phe Glu Val Gly Met Ser Lys Glu Ser Val Arg Asn
145 150 155 160

Asp Arg Asn Lys Lys Lys Lys Glu Val Pro Lys Pro Glu Cys Ser Glu
165 170 175

Ser Tyr Thr Leu Thr Pro Glu Val Gly Glu Leu Ile Glu Lys Val Arg
180 185 190

Lys Ala His Gln Glu Thr Phe Pro Ala Leu Cys Gln Leu Gly Lys Tyr
195 200 205

ES 2 534 734 B1

Thr Thr Asn Asn Ser Ser Glu Gln Arg Val Ser Leu Asp Ile Asp Leu
 210 215 220

Trp Asp Lys Phe Ser Glu Leu Ser Thr Lys Cys Ile Ile Lys Thr Val
 225 230 235 240

Glu Phe Ala Lys Gln Leu Pro Gly Phe Thr Thr Leu Thr Ile Ala Asp
 245 250 255

Gln Ile Thr Leu Leu Lys Ala Ala Cys Leu Asp Ile Leu Ile Leu Arg
 260 265 270

Ile Cys Thr Arg Tyr Thr Pro Glu Gln Asp Thr Met Thr Phe Ser Asp
 275 280 285

Gly Leu Thr Leu Asn Arg Thr Gln Met His Asn Ala Gly Phe Gly Pro
 290 295 300

Leu Thr Asp Leu Val Phe Ala Phe Ala Asn Gln Leu Leu Pro Leu Glu
 305 310 315 320

Met Asp Asp Ala Glu Thr Gly Leu Leu Ser Ala Ile Cys Leu Ile Cys
 325 330 335

Gly Asp Arg Gln Asp Leu Glu Gln Pro Asp Arg Val Asp Met Leu Gln
 340 345 350

Glu Pro Leu Leu Glu Ala Leu Lys Val Tyr Val Arg Lys Arg Arg Pro
 355 360 365

Ser Arg Pro His Met Phe Pro Lys Met Leu Met Lys Ile Thr Asp Leu
 370 375 380

Arg Ser Ile Ser Ala Lys Gly Ala Glu Arg Val Ile Thr Leu Lys Met
 385 390 395 400

Glu Ile Pro Gly Ser Met Pro Pro Leu Ile Gln Glu Met Leu Glu Asn
 405 410 415

Ser Glu Gly Leu Asp Thr Leu Ser Gly Gln Pro Gly Gly Gly Gly Arg
 420 425 430

Asp Gly Gly Gly Leu Ala Pro Pro Pro Gly Ser Cys Ser Pro Ser Leu
 435 440 445

ES 2 534 734 B1

Ser Pro Ser Ser Asn Arg Ser Ser Pro Ala Thr His Ser Pro
 450 455 460

<210> 124
 <211> 365
 <212> PRT
 <213> Homo sapiens
 <400> 124

Met Ala Ser Asn Ser Ser Ser Cys Pro Thr Pro Gly Gly Gly His Leu
 1 5 10 15

Asn Gly Tyr Pro Val Pro Pro Tyr Ala Phe Phe Phe Pro Pro Met Leu
 20 25 30

Gly Gly Leu Ser Pro Pro Gly Ala Leu Thr Thr Leu Gln His Gln Leu
 35 40 45

Pro Val Ser Gly Tyr Ser Thr Pro Ser Pro Ala Thr Val Arg Asn Asp
 50 55 60

Arg Asn Lys Lys Lys Lys Glu Val Pro Lys Pro Glu Cys Ser Glu Ser
 65 70 75 80

Tyr Thr Leu Thr Pro Glu Val Gly Glu Leu Ile Glu Lys Val Arg Lys
 85 90 95

Ala His Gln Glu Thr Phe Pro Ala Leu Cys Gln Leu Gly Lys Tyr Thr
 100 105 110

Thr Asn Asn Ser Ser Glu Gln Arg Val Ser Leu Asp Ile Asp Leu Trp
 115 120 125

Asp Lys Phe Ser Glu Leu Ser Thr Lys Cys Ile Ile Lys Thr Val Glu
 130 135 140

Phe Ala Lys Gln Leu Pro Gly Phe Thr Thr Leu Thr Ile Ala Asp Gln
 145 150 155 160

Ile Thr Leu Leu Lys Ala Ala Cys Leu Asp Ile Leu Ile Leu Arg Ile
 165 170 175

Cys Thr Arg Tyr Thr Pro Glu Gln Asp Thr Met Thr Phe Ser Asp Gly
 180 185 190

ES 2 534 734 B1

Leu Thr Leu Asn Arg Thr Gln Met His Asn Ala Gly Phe Gly Pro Leu
 195 200 205

Thr Asp Leu Val Phe Ala Phe Ala Asn Gln Leu Leu Pro Leu Glu Met
 210 215 220

Asp Asp Ala Glu Thr Gly Leu Leu Ser Ala Ile Cys Leu Ile Cys Gly
 225 230 235 240

Asp Arg Gln Asp Leu Glu Gln Pro Asp Arg Val Asp Met Leu Gln Glu
 245 250 255

Pro Leu Leu Glu Ala Leu Lys Val Tyr Val Arg Lys Arg Arg Pro Ser
 260 265 270

Arg Pro His Met Phe Pro Lys Met Leu Met Lys Ile Thr Asp Leu Arg
 275 280 285

Ser Ile Ser Ala Lys Gly Ala Glu Arg Val Ile Thr Leu Lys Met Glu
 290 295 300

Ile Pro Gly Ser Met Pro Pro Leu Ile Gln Glu Met Leu Glu Asn Ser
 305 310 315 320

Glu Gly Leu Asp Thr Leu Ser Gly Gln Pro Gly Gly Gly Gly Arg Asp
 325 330 335

Gly Gly Gly Leu Ala Pro Pro Pro Gly Ser Cys Ser Pro Ser Leu Ser
 340 345 350

Pro Ser Ser Asn Arg Ser Ser Pro Ala Thr His Ser Pro
 355 360 365

<210> 125
 <211> 457
 <212> PRT
 <213> Homo sapiens

<400> 125

Met Tyr Glu Ser Val Glu Val Gly Gly Pro Thr Pro Asn Pro Phe Leu
 1 5 10 15

Val Val Asp Phe Tyr Asn Gln Asn Arg Ala Cys Leu Leu Pro Glu Lys
 20 25 30

ES 2 534 734 B1

Gly Leu Pro Ala Pro Gly Pro Tyr Ser Thr Pro Leu Arg Thr Pro Leu
 35 40 45

Trp Asn Gly Ser Asn His Ser Ile Glu Thr Gln Ser Ser Ser Ser Glu
 50 55 60

Glu Ile Val Pro Ser Pro Pro Ser Pro Pro Pro Leu Pro Arg Ile Tyr
 65 70 75 80

Lys Pro Cys Phe Val Cys Gln Asp Lys Ser Ser Gly Tyr His Tyr Gly
 85 90 95

Val Ser Ala Cys Glu Gly Cys Lys Gly Phe Phe Arg Arg Ser Ile Gln
 100 105 110

Lys Asn Met Val Tyr Thr Cys His Arg Asp Lys Asn Cys Ile Ile Asn
 115 120 125

Lys Val Thr Arg Asn Arg Cys Gln Tyr Cys Arg Leu Gln Lys Cys Phe
 130 135 140

Glu Val Gly Met Ser Lys Glu Ser Val Arg Asn Asp Arg Asn Lys Lys
 145 150 155 160

Lys Lys Glu Val Pro Lys Pro Glu Cys Ser Glu Ser Tyr Thr Leu Thr
 165 170 175

Pro Glu Val Gly Glu Leu Ile Glu Lys Val Arg Lys Ala His Gln Glu
 180 185 190

Thr Phe Pro Ala Leu Cys Gln Leu Gly Lys Tyr Thr Thr Asn Asn Ser
 195 200 205

Ser Glu Gln Arg Val Ser Leu Asp Ile Asp Leu Trp Asp Lys Phe Ser
 210 215 220

Glu Leu Ser Thr Lys Cys Ile Ile Lys Thr Val Glu Phe Ala Lys Gln
 225 230 235 240

Leu Pro Gly Phe Thr Thr Leu Thr Ile Ala Asp Gln Ile Thr Leu Leu
 245 250 255

Lys Ala Ala Cys Leu Asp Ile Leu Ile Leu Arg Ile Cys Thr Arg Tyr
 260 265 270

ES 2 534 734 B1

Thr Pro Glu Gln Asp Thr Met Thr Phe Ser Asp Gly Leu Thr Leu Asn
 275 280 285

Arg Thr Gln Met His Asn Ala Gly Phe Gly Pro Leu Thr Asp Leu Val
 290 295 300

Phe Ala Phe Ala Asn Gln Leu Leu Pro Leu Glu Met Asp Asp Ala Glu
 305 310 315 320

Thr Gly Leu Leu Ser Ala Ile Cys Leu Ile Cys Gly Asp Arg Gln Asp
 325 330 335

Leu Glu Gln Pro Asp Arg Val Asp Met Leu Gln Glu Pro Leu Leu Glu
 340 345 350

Ala Leu Lys Val Tyr Val Arg Lys Arg Arg Pro Ser Arg Pro His Met
 355 360 365

Phe Pro Lys Met Leu Met Lys Ile Thr Asp Leu Arg Ser Ile Ser Ala
 370 375 380

Lys Gly Ala Glu Arg Val Ile Thr Leu Lys Met Glu Ile Pro Gly Ser
 385 390 395 400

Met Pro Pro Leu Ile Gln Glu Met Leu Glu Asn Ser Glu Gly Leu Asp
 405 410 415

Thr Leu Ser Gly Gln Pro Gly Gly Gly Gly Arg Asp Gly Gly Gly Leu
 420 425 430

Ala Pro Pro Pro Gly Ser Cys Ser Pro Ser Leu Ser Pro Ser Ser Asn
 435 440 445

Arg Ser Ser Pro Ala Thr His Ser Pro
 450 455

<210> 126
 <211> 1441
 <212> PRT
 <213> Homo sapiens

<400> 126

Met Ala Thr Ala Ala Ala Ala Ala Val Met Ala Pro Pro Gly Cys
 1 5 10 15

ES 2 534 734 B1

Pro Gly Ser Cys Pro Asn Phe Ala Val Val Cys Ser Phe Leu Glu Arg
 20 25 30

Tyr Gly Pro Leu Leu Asp Leu Pro Glu Leu Pro Phe Pro Glu Leu Glu
 35 40 45

Arg Val Leu Gln Ala Pro Pro Pro Asp Val Gly Asn Gly Glu Val Pro
 50 55 60

Lys Glu Leu Val Glu Leu His Leu Lys Leu Met Arg Lys Ile Gly Lys
 65 70 75 80

Ser Val Thr Ala Asp Arg Trp Glu Lys Tyr Leu Ile Lys Ile Cys Gln
 85 90 95

Glu Phe Asn Ser Thr Trp Ala Trp Glu Met Glu Lys Lys Gly Tyr Leu
 100 105 110

Glu Met Ser Val Glu Cys Lys Leu Ala Leu Leu Lys Tyr Leu Cys Glu
 115 120 125

Cys Gln Phe Asp Asp Asn Leu Lys Phe Lys Asn Ile Ile Asn Glu Glu
 130 135 140

Asp Ala Asp Thr Met Arg Leu Gln Pro Ile Gly Arg Asp Lys Asp Gly
 145 150 155 160

Leu Met Tyr Trp Tyr Gln Leu Asp Gln Asp His Asn Val Arg Met Tyr
 165 170 175

Ile Glu Glu Gln Asp Asp Gln Asp Gly Ser Ser Trp Lys Cys Ile Val
 180 185 190

Arg Asn Arg Asn Glu Leu Ala Glu Thr Leu Ala Leu Leu Lys Ala Gln
 195 200 205

Ile Asp Pro Val Leu Leu Lys Asn Ser Ser Gln Gln Asp Asn Ser Ser
 210 215 220

Arg Glu Ser Pro Ser Leu Glu Asp Glu Glu Thr Lys Lys Glu Glu Glu
 225 230 235 240

Thr Pro Lys Gln Glu Glu Gln Lys Glu Ser Glu Lys Met Lys Ser Glu
 245 250 255

ES 2 534 734 B1

Glu Gln Pro Met Asp Leu Glu Asn Arg Ser Thr Ala Asn Val Leu Glu
 260 265 270

Glu Thr Thr Val Lys Lys Glu Lys Glu Asp Glu Lys Glu Leu Val Lys
 275 280 285

Leu Pro Val Ile Val Lys Leu Glu Lys Pro Leu Pro Glu Asn Glu Glu
 290 295 300

Lys Lys Ile Ile Lys Glu Glu Ser Asp Ser Phe Lys Glu Asn Val Lys
 305 310 315 320

Pro Ile Lys Val Glu Val Lys Glu Cys Arg Ala Asp Pro Lys Asp Thr
 325 330 335

Lys Ser Ser Met Glu Lys Pro Val Ala Gln Glu Pro Glu Arg Ile Glu
 340 345 350

Phe Gly Gly Asn Ile Lys Ser Ser His Glu Ile Thr Glu Lys Ser Thr
 355 360 365

Glu Glu Thr Glu Lys Leu Lys Asn Asp Gln Gln Ala Lys Ile Pro Leu
 370 375 380

Lys Lys Arg Glu Ile Lys Leu Ser Asp Asp Phe Asp Ser Pro Val Lys
 385 390 395 400

Gly Pro Leu Cys Lys Ser Val Thr Pro Thr Lys Glu Phe Leu Lys Asp
 405 410 415

Glu Ile Lys Gln Glu Glu Glu Thr Cys Lys Arg Ile Ser Thr Ile Thr
 420 425 430

Ala Leu Gly His Glu Gly Lys Gln Leu Val Asn Gly Glu Val Ser Asp
 435 440 445

Glu Arg Val Ala Pro Asn Phe Lys Thr Glu Pro Ile Glu Thr Lys Phe
 450 455 460

Tyr Glu Thr Lys Glu Glu Ser Tyr Ser Pro Ser Lys Asp Arg Asn Ile
 465 470 475 480

Ile Thr Glu Gly Asn Gly Thr Glu Ser Leu Asn Ser Val Ile Thr Ser
 485 490 495

ES 2 534 734 B1

Met Lys Thr Gly Glu Leu Glu Lys Glu Thr Ala Pro Leu Arg Lys Asp
500 505 510

Ala Asp Ser Ser Ile Ser Val Leu Glu Ile His Ser Gln Lys Ala Gln
515 520 525

Ile Glu Glu Pro Asp Pro Pro Glu Met Glu Thr Ser Leu Asp Ser Ser
530 535 540

Glu Met Ala Lys Asp Leu Ser Ser Lys Thr Ala Leu Ser Ser Thr Glu
545 550 555 560

Ser Cys Thr Met Lys Gly Glu Glu Lys Ser Pro Lys Thr Lys Lys Asp
565 570 575

Lys Arg Pro Pro Ile Leu Glu Cys Leu Glu Lys Leu Glu Lys Ser Lys
580 585 590

Lys Thr Phe Leu Asp Lys Asp Ala Gln Arg Leu Ser Pro Ile Pro Glu
595 600 605

Glu Val Pro Lys Ser Thr Leu Glu Ser Glu Lys Pro Gly Ser Pro Glu
610 615 620

Ala Ala Glu Thr Ser Pro Pro Ser Asn Ile Ile Asp His Cys Glu Lys
625 630 635 640

Leu Ala Ser Glu Lys Glu Val Val Glu Cys Gln Ser Thr Ser Thr Val
645 650 655

Gly Gly Gln Ser Val Lys Lys Val Asp Leu Glu Thr Leu Lys Glu Asp
660 665 670

Ser Glu Phe Thr Lys Val Glu Met Asp Asn Leu Asp Asn Ala Gln Thr
675 680 685

Ser Gly Ile Glu Glu Pro Ser Glu Thr Lys Gly Ser Met Gln Lys Ser
690 695 700

Lys Phe Lys Tyr Lys Leu Val Pro Glu Glu Glu Thr Thr Ala Ser Glu
705 710 715 720

Asn Thr Glu Ile Thr Ser Glu Arg Gln Lys Glu Gly Ile Lys Leu Thr
725 730 735

ES 2 534 734 B1

Ile Arg Ile Ser Ser Arg Lys Lys Lys Pro Asp Ser Pro Pro Lys Val
 740 745 750

Leu Glu Pro Glu Asn Lys Gln Glu Lys Thr Glu Lys Glu Glu Glu Lys
 755 760 765

Thr Asn Val Gly Arg Thr Leu Arg Arg Ser Pro Arg Ile Ser Arg Pro
 770 775 780

Thr Ala Lys Val Ala Glu Ile Arg Asp Gln Lys Ala Asp Lys Lys Arg
 785 790 795 800

Gly Glu Gly Glu Asp Glu Val Glu Glu Glu Ser Thr Ala Leu Gln Lys
 805 810 815

Thr Asp Lys Lys Glu Ile Leu Lys Lys Ser Glu Lys Asp Thr Asn Ser
 820 825 830

Lys Val Ser Lys Val Lys Pro Lys Gly Lys Val Arg Trp Thr Gly Ser
 835 840 845

Arg Thr Arg Gly Arg Trp Lys Tyr Ser Ser Asn Asp Glu Ser Glu Gly
 850 855 860

Ser Gly Ser Glu Lys Ser Ser Ala Ala Ser Glu Glu Glu Glu Lys
 865 870 875 880

Glu Ser Glu Glu Ala Ile Leu Ala Asp Asp Asp Glu Pro Cys Lys Lys
 885 890 895

Cys Gly Leu Pro Asn His Pro Glu Leu Ile Leu Leu Cys Asp Ser Cys
 900 905 910

Asp Ser Gly Tyr His Thr Ala Cys Leu Arg Pro Pro Leu Met Ile Ile
 915 920 925

Pro Asp Gly Glu Trp Phe Cys Pro Pro Cys Gln His Lys Leu Leu Cys
 930 935 940

Glu Lys Leu Glu Glu Gln Leu Gln Asp Leu Asp Val Ala Leu Lys Lys
 945 950 955 960

Lys Glu Arg Ala Glu Arg Arg Lys Glu Arg Leu Val Tyr Val Gly Ile
 965 970 975

ES 2 534 734 B1

Ser Ile Glu Asn Ile Ile Pro Pro Gln Glu Pro Asp Phe Ser Glu Asp
 980 985 990

Gln Glu Glu Lys Lys Lys Asp Ser Lys Lys Ser Lys Ala Asn Leu Leu
 995 1000 1005

Glu Arg Arg Ser Thr Arg Thr Arg Lys Cys Ile Ser Tyr Arg Phe
 1010 1015 1020

Asp Glu Phe Asp Glu Ala Ile Asp Glu Ala Ile Glu Asp Asp Ile
 1025 1030 1035

Lys Glu Ala Asp Gly Gly Gly Val Gly Arg Gly Lys Asp Ile Ser
 1040 1045 1050

Thr Ile Thr Gly His Arg Gly Lys Asp Ile Ser Thr Ile Leu Asp
 1055 1060 1065

Glu Glu Arg Lys Glu Asn Lys Arg Pro Gln Arg Ala Ala Ala Ala
 1070 1075 1080

Arg Arg Lys Lys Arg Arg Arg Leu Asn Asp Leu Asp Ser Asp Ser
 1085 1090 1095

Asn Leu Asp Glu Glu Glu Ser Glu Asp Glu Phe Lys Ile Ser Asp
 1100 1105 1110

Gly Ser Gln Asp Glu Phe Val Val Ser Asp Glu Asn Pro Asp Glu
 1115 1120 1125

Ser Glu Glu Asp Pro Pro Ser Asn Asp Asp Ser Asp Thr Asp Phe
 1130 1135 1140

Cys Ser Arg Arg Leu Arg Arg His Pro Ser Arg Pro Met Arg Gln
 1145 1150 1155

Ser Arg Arg Leu Arg Arg Lys Thr Pro Lys Lys Lys Tyr Ser Asp
 1160 1165 1170

Asp Asp Glu Glu Glu Glu Ser Glu Glu Asn Ser Arg Asp Ser Glu
 1175 1180 1185

Ser Asp Phe Ser Asp Asp Phe Ser Asp Asp Phe Val Glu Thr Arg
 1190 1195 1200

ES 2 534 734 B1

Arg	Arg	Arg	Ser	Arg	Arg	Asn	Gln	Lys	Arg	Gln	Ile	Asn	Tyr	Lys
	1205					1210					1215			
Glu	Asp	Ser	Glu	Ser	Asp	Gly	Ser	Gln	Lys	Ser	Leu	Arg	Arg	Gly
	1220					1225					1230			
Lys	Glu	Ile	Arg	Arg	Val	His	Lys	Arg	Arg	Leu	Ser	Ser	Ser	Glu
	1235					1240					1245			
Ser	Glu	Glu	Ser	Tyr	Leu	Ser	Lys	Asn	Ser	Glu	Asp	Asp	Glu	Leu
	1250					1255					1260			
Ala	Lys	Glu	Ser	Lys	Arg	Ser	Val	Arg	Lys	Arg	Gly	Arg	Ser	Thr
	1265					1270					1275			
Asp	Glu	Tyr	Ser	Glu	Ala	Asp	Glu	Glu	Glu	Glu	Glu	Glu	Glu	Gly
	1280					1285					1290			
Lys	Pro	Ser	Arg	Lys	Arg	Leu	His	Arg	Ile	Glu	Thr	Asp	Glu	Glu
	1295					1300					1305			
Glu	Ser	Cys	Asp	Asn	Ala	His	Gly	Asp	Ala	Asn	Gln	Pro	Ala	Arg
	1310					1315					1320			
Asp	Ser	Gln	Pro	Arg	Val	Leu	Pro	Ser	Glu	Gln	Glu	Ser	Thr	Lys
	1325					1330					1335			
Lys	Pro	Tyr	Arg	Ile	Glu	Ser	Asp	Glu	Glu	Glu	Asp	Phe	Glu	Asn
	1340					1345					1350			
Val	Gly	Lys	Val	Gly	Ser	Pro	Leu	Asp	Tyr	Ser	Leu	Val	Asp	Leu
	1355					1360					1365			
Pro	Ser	Thr	Asn	Gly	Gln	Ser	Pro	Gly	Lys	Ala	Ile	Glu	Asn	Leu
	1370					1375					1380			
Ile	Gly	Lys	Pro	Thr	Glu	Lys	Ser	Gln	Thr	Pro	Lys	Asp	Asn	Ser
	1385					1390					1395			
Thr	Ala	Ser	Ala	Ser	Leu	Ala	Ser	Asn	Gly	Thr	Ser	Gly	Gly	Gln
	1400					1405					1410			
Glu	Ala	Gly	Ala	Pro	Glu	Glu	Glu	Glu	Asp	Glu	Leu	Leu	Arg	Val
	1415					1420					1425			

ES 2 534 734 B1

Thr Asp Leu Val Asp Tyr Val Cys Asn Ser Glu Gln Leu
 1430 1435 1440

<210> 127
 <211> 1285
 <212> PRT
 <213> Homo sapiens
 <400> 127

Met Glu Arg Arg Trp Asp Leu Asp Leu Thr Tyr Val Thr Glu Arg Ile
 1 5 10 15

Leu Ala Ala Ala Phe Pro Ala Arg Pro Asp Glu Gln Arg His Arg Gly
 20 25 30

His Leu Arg Glu Leu Ala His Val Leu Gln Ser Lys His Arg Asp Lys
 35 40 45

Tyr Leu Leu Phe Asn Leu Ser Glu Lys Arg His Asp Leu Thr Arg Leu
 50 55 60

Asn Pro Lys Val Gln Asp Phe Gly Trp Pro Glu Leu His Ala Pro Pro
 65 70 75 80

Leu Asp Lys Leu Cys Ser Ile Cys Lys Ala Met Glu Thr Trp Leu Ser
 85 90 95

Ala Asp Pro Gln His Val Val Val Leu Tyr Cys Lys Gly Asn Lys Gly
 100 105 110

Lys Leu Gly Val Ile Val Ser Ala Tyr Met His Tyr Ser Lys Ile Ser
 115 120 125

Ala Gly Ala Asp Gln Ala Leu Ala Thr Leu Thr Met Arg Lys Phe Cys
 130 135 140

Glu Asp Lys Val Ala Thr Glu Leu Gln Pro Ser Gln Arg Arg Tyr Ile
 145 150 155 160

Ser Tyr Phe Ser Gly Leu Leu Ser Gly Ser Ile Arg Met Asn Ser Ser
 165 170 175

Pro Leu Phe Leu His Tyr Val Leu Ile Pro Met Leu Pro Ala Phe Glu
 180 185 190

ES 2 534 734 B1

Pro Gly Thr Gly Phe Gln Pro Phe Leu Lys Ile Tyr Gln Ser Met Gln
 195 200 205

Leu Val Tyr Thr Ser Gly Val Tyr His Ile Ala Gly Pro Gly Pro Gln
 210 215 220

Gln Leu Cys Ile Ser Leu Glu Pro Ala Leu Leu Leu Lys Gly Asp Val
 225 230 235 240

Met Val Thr Cys Tyr His Lys Gly Gly Arg Gly Thr Asp Arg Thr Leu
 245 250 255

Val Phe Arg Val Gln Phe His Thr Cys Thr Ile His Gly Pro Gln Leu
 260 265 270

Thr Phe Pro Lys Asp Gln Leu Asp Glu Ala Trp Thr Asp Glu Arg Phe
 275 280 285

Pro Phe Gln Ala Ser Val Glu Phe Val Phe Ser Ser Ser Pro Glu Lys
 290 295 300

Ile Lys Gly Ser Thr Pro Arg Asn Asp Pro Ser Val Ser Val Asp Tyr
 305 310 315 320

Asn Thr Thr Glu Pro Ala Val Arg Trp Asp Ser Tyr Glu Asn Phe Asn
 325 330 335

Gln His His Glu Asp Ser Val Asp Gly Ser Leu Thr His Thr Arg Gly
 340 345 350

Pro Leu Asp Gly Ser Pro Tyr Ala Gln Val Gln Arg Pro Pro Arg Gln
 355 360 365

Thr Pro Pro Ala Pro Ser Pro Glu Pro Pro Pro Pro Pro Met Leu Ser
 370 375 380

Val Ser Ser Asp Ser Gly His Ser Ser Thr Leu Thr Thr Glu Pro Ala
 385 390 395 400

Ala Glu Ser Pro Gly Arg Pro Pro Pro Thr Ala Ala Glu Arg Gln Glu
 405 410 415

Leu Asp Arg Leu Leu Gly Gly Cys Gly Val Ala Ser Gly Gly Arg Gly
 420 425 430

ES 2 534 734 B1

Ala Gly Arg Glu Thr Ala Ile Leu Asp Asp Glu Glu Gln Pro Thr Val
435 440 445

Gly Gly Gly Pro His Leu Gly Val Tyr Pro Gly His Arg Pro Gly Leu
450 455 460

Ser Arg His Cys Ser Cys Arg Gln Gly Tyr Arg Glu Pro Cys Gly Val
465 470 475 480

Pro Asn Gly Gly Tyr Tyr Arg Pro Glu Gly Thr Leu Glu Arg Arg Arg
485 490 495

Leu Ala Tyr Gly Gly Tyr Glu Gly Ser Pro Gln Gly Tyr Ala Glu Ala
500 505 510

Ser Met Glu Lys Arg Arg Leu Cys Arg Ser Leu Ser Glu Gly Leu Tyr
515 520 525

Pro Tyr Pro Pro Glu Met Gly Lys Pro Ala Thr Gly Asp Phe Gly Tyr
530 535 540

Arg Ala Pro Gly Tyr Arg Glu Val Val Ile Leu Glu Asp Pro Gly Leu
545 550 555 560

Pro Ala Leu Tyr Pro Cys Pro Ala Cys Glu Glu Lys Leu Ala Leu Pro
565 570 575

Thr Ala Ala Leu Tyr Gly Leu Arg Leu Glu Arg Glu Ala Gly Glu Gly
580 585 590

Trp Ala Ser Glu Ala Gly Lys Pro Leu Leu His Pro Val Arg Pro Gly
595 600 605

His Pro Leu Pro Leu Leu Leu Pro Ala Cys Gly His His His Ala Pro
610 615 620

Met Pro Asp Tyr Ser Cys Leu Lys Pro Pro Lys Ala Gly Glu Glu Gly
625 630 635 640

His Glu Gly Cys Ser Tyr Thr Met Cys Pro Glu Gly Arg Tyr Gly His
645 650 655

Pro Gly Tyr Pro Ala Leu Val Thr Tyr Ser Tyr Gly Gly Ala Val Pro
660 665 670

ES 2 534 734 B1

Ser Tyr Cys Pro Ala Tyr Gly Arg Val Pro His Ser Cys Gly Ser Pro
 675 680 685

Gly Glu Gly Arg Gly Tyr Pro Ser Pro Gly Ala His Ser Pro Arg Ala
 690 700

Gly Ser Ile Ser Pro Gly Ser Pro Pro Tyr Pro Gln Ser Arg Lys Leu
 705 710 715 720

Ser Tyr Glu Ile Pro Thr Glu Glu Gly Gly Asp Arg Tyr Pro Leu Pro
 725 730 735

Gly His Leu Ala Ser Ala Gly Pro Leu Ala Ser Ala Glu Ser Leu Glu
 740 745 750

Pro Val Ser Trp Arg Glu Gly Pro Ser Gly His Ser Thr Leu Pro Arg
 755 760 765

Ser Pro Arg Asp Ala Pro Cys Ser Ala Ser Ser Glu Leu Ser Gly Pro
 770 775 780

Ser Thr Pro Leu His Thr Ser Ser Pro Val Gln Gly Lys Glu Ser Thr
 785 790 795 800

Arg Arg Gln Asp Thr Arg Ser Pro Thr Ser Ala Pro Thr Gln Arg Leu
 805 810 815

Ser Pro Gly Glu Ala Leu Pro Pro Val Ser Gln Ala Gly Thr Gly Lys
 820 825 830

Ala Pro Glu Leu Pro Ser Gly Ser Gly Pro Glu Pro Leu Ala Pro Ser
 835 840 845

Pro Val Ser Pro Thr Phe Pro Pro Ser Ser Pro Ser Asp Trp Pro Gln
 850 855 860

Glu Arg Ser Pro Gly Gly His Ser Asp Gly Ala Ser Pro Arg Ser Pro
 865 870 875 880

Val Pro Thr Thr Leu Pro Gly Leu Arg His Ala Pro Trp Gln Gly Pro
 885 890 895

Arg Gly Pro Pro Asp Ser Pro Asp Gly Ser Pro Leu Thr Pro Val Pro
 900 905 910

ES 2 534 734 B1

Ser Gln Met Pro Trp Leu Val Ala Ser Pro Glu Pro Pro Gln Ser Ser
 915 920 925

Pro Thr Pro Ala Phe Pro Leu Ala Ala Ser Tyr Asp Thr Asn Gly Leu
 930 935 940

Ser Gln Pro Pro Leu Pro Glu Lys Arg His Leu Pro Gly Pro Gly Gln
 945 950 955 960

Gln Pro Gly Pro Trp Gly Pro Glu Gln Ala Ser Ser Pro Ala Arg Gly
 965 970 975

Ile Ser His His Val Thr Phe Ala Pro Leu Leu Ser Asp Asn Val Pro
 980 985 990

Gln Thr Pro Glu Pro Pro Thr Gln Glu Ser Gln Ser Asn Val Lys Phe
 995 1000 1005

Val Gln Asp Thr Ser Lys Phe Trp Tyr Lys Pro His Leu Ser Arg
 1010 1015 1020

Asp Gln Ala Ile Ala Leu Leu Lys Asp Lys Asp Pro Gly Ala Phe
 1025 1030 1035

Leu Ile Arg Asp Ser His Ser Phe Gln Gly Ala Tyr Gly Leu Ala
 1040 1045 1050

Leu Lys Val Ala Thr Pro Pro Pro Ser Ala Gln Pro Trp Lys Gly
 1055 1060 1065

Asp Pro Val Glu Gln Leu Val Arg His Phe Leu Ile Glu Thr Gly
 1070 1075 1080

Pro Lys Gly Val Lys Ile Lys Gly Cys Pro Ser Glu Pro Tyr Phe
 1085 1090 1095

Gly Ser Leu Ser Ala Leu Val Ser Gln His Ser Ile Ser Pro Ile
 1100 1105 1110

Ser Leu Pro Cys Cys Leu Arg Ile Pro Ser Lys Asp Pro Leu Glu
 1115 1120 1125

Glu Thr Pro Glu Ala Pro Val Pro Thr Asn Met Ser Thr Ala Ala
 1130 1135 1140

ES 2 534 734 B1

Asp Leu Leu Arg Gln Gly Ala Ala Cys Ser Val Leu Tyr Leu Thr
 1145 1150 1155

Ser Val Glu Thr Glu Ser Leu Thr Gly Pro Gln Ala Val Ala Arg
 1160 1165 1170

Ala Ser Ser Ala Ala Leu Ser Cys Ser Pro Arg Pro Thr Pro Ala
 1175 1180 1185

Val Val His Phe Lys Val Ser Ala Gln Gly Ile Thr Leu Thr Asp
 1190 1195 1200

Asn Gln Arg Lys Leu Phe Phe Arg Arg His Tyr Pro Val Asn Ser
 1205 1210 1215

Ile Thr Phe Ser Ser Thr Asp Pro Gln Asp Arg Arg Trp Thr Asn
 1220 1225 1230

Pro Asp Gly Thr Thr Ser Lys Ile Phe Gly Phe Val Ala Lys Lys
 1235 1240 1245

Pro Gly Ser Pro Trp Glu Asn Val Cys His Leu Phe Ala Glu Leu
 1250 1255 1260

Asp Pro Asp Gln Pro Ala Gly Ala Ile Val Thr Phe Ile Thr Lys
 1265 1270 1275

Val Leu Leu Gly Gln Arg Lys
 1280 1285

<210> 128
 <211> 1419
 <212> PRT
 <213> Homo sapiens

<400> 128

Met Asp Gly Gly Gly Val Cys Val Gly Arg Gly Asp Leu Leu Ser Ser
 1 5 10 15

Pro Gln Ala Leu Gly Gln Leu Leu Arg Lys Glu Ser Arg Pro Arg Arg
 20 25 30

Ala Met Lys Pro Arg Lys Ala Glu Pro His Ser Phe Arg Glu Lys Val
 35 40 45

ES 2 534 734 B1

Phe Arg Lys Lys Pro Pro Val Cys Ala Val Cys Lys Val Thr Ile Asp
 50 55 60

Gly Thr Gly Val Ser Cys Arg Val Cys Lys Val Ala Thr His Arg Lys
 65 70 75 80

Cys Glu Ala Lys Val Thr Ser Ala Cys Gln Ala Leu Pro Pro Val Glu
 85 90 95

Leu Arg Arg Asn Thr Ala Pro Val Arg Arg Ile Glu His Leu Gly Ser
 100 105 110

Thr Lys Ser Leu Asn His Ser Lys Gln Arg Ser Thr Leu Pro Arg Ser
 115 120 125

Phe Ser Leu Asp Pro Leu Met Glu Arg Arg Trp Asp Leu Asp Leu Thr
 130 135 140

Tyr Val Thr Glu Arg Ile Leu Ala Ala Ala Phe Pro Ala Arg Pro Asp
 145 150 155 160

Glu Gln Arg His Arg Gly His Leu Arg Glu Leu Ala His Val Leu Gln
 165 170 175

Ser Lys His Arg Asp Lys Tyr Leu Leu Phe Asn Leu Ser Glu Lys Arg
 180 185 190

His Asp Leu Thr Arg Leu Asn Pro Lys Val Gln Asp Phe Gly Trp Pro
 195 200 205

Glu Leu His Ala Pro Pro Leu Asp Lys Leu Cys Ser Ile Cys Lys Ala
 210 215 220

Met Glu Thr Trp Leu Ser Ala Asp Pro Gln His Val Val Val Leu Tyr
 225 230 235 240

Cys Lys Gly Asn Lys Gly Lys Leu Gly Val Ile Val Ser Ala Tyr Met
 245 250 255

His Tyr Ser Lys Ile Ser Ala Gly Ala Asp Gln Ala Leu Ala Thr Leu
 260 265 270

Thr Met Arg Lys Phe Cys Glu Asp Lys Val Ala Thr Glu Leu Gln Pro
 275 280 285

ES 2 534 734 B1

Ser Gln Arg Arg Tyr Ile Ser Tyr Phe Ser Gly Leu Leu Ser Gly Ser
 290 295 300

Ile Arg Met Asn Ser Ser Pro Leu Phe Leu His Tyr Val Leu Ile Pro
 305 310 315 320

Met Leu Pro Ala Phe Glu Pro Gly Thr Gly Phe Gln Pro Phe Leu Lys
 325 330 335

Ile Tyr Gln Ser Met Gln Leu Val Tyr Thr Ser Gly Val Tyr His Ile
 340 345 350

Ala Gly Pro Gly Pro Gln Gln Leu Cys Ile Ser Leu Glu Pro Ala Leu
 355 360 365

Leu Leu Lys Gly Asp Val Met Val Thr Cys Tyr His Lys Gly Gly Arg
 370 375 380

Gly Thr Asp Arg Thr Leu Val Phe Arg Val Gln Phe His Thr Cys Thr
 385 390 395 400

Ile His Gly Pro Gln Leu Thr Phe Pro Lys Asp Gln Leu Asp Glu Ala
 405 410 415

Trp Thr Asp Glu Arg Phe Pro Phe Gln Ala Ser Val Glu Phe Val Phe
 420 425 430

Ser Ser Ser Pro Glu Lys Ile Lys Gly Ser Thr Pro Arg Asn Asp Pro
 435 440 445

Ser Val Ser Val Asp Tyr Asn Thr Thr Glu Pro Ala Val Arg Trp Asp
 450 455 460

Ser Tyr Glu Asn Phe Asn Gln His His Glu Asp Ser Val Asp Gly Ser
 465 470 475 480

Leu Thr His Thr Arg Gly Pro Leu Asp Gly Ser Pro Tyr Ala Gln Val
 485 490 495

Gln Arg Pro Pro Arg Gln Thr Pro Pro Ala Pro Ser Pro Glu Pro Pro
 500 505 510

Pro Pro Pro Met Leu Ser Val Ser Ser Asp Ser Gly His Ser Ser Thr
 515 520 525

ES 2 534 734 B1

Leu Thr Thr Glu Pro Ala Ala Glu Ser Pro Gly Arg Pro Pro Pro Thr
 530 535 540

Ala Ala Glu Arg Gln Glu Leu Asp Arg Leu Leu Gly Gly Cys Gly Val
 545 550 555 560

Ala Ser Gly Gly Arg Gly Ala Gly Arg Glu Thr Ala Ile Leu Asp Asp
 565 570 575

Glu Glu Gln Pro Thr Val Gly Gly Gly Pro His Leu Gly Val Tyr Pro
 580 585 590

Gly His Arg Pro Gly Leu Ser Arg His Cys Ser Cys Arg Gln Gly Tyr
 595 600 605

Arg Glu Pro Cys Gly Val Pro Asn Gly Gly Tyr Tyr Arg Pro Glu Gly
 610 615 620

Thr Leu Glu Arg Arg Arg Leu Ala Tyr Gly Gly Tyr Glu Gly Ser Pro
 625 630 635 640

Gln Gly Tyr Ala Glu Ala Ser Met Glu Lys Arg Arg Leu Cys Arg Ser
 645 650 655

Leu Ser Glu Gly Leu Tyr Pro Tyr Pro Pro Glu Met Gly Lys Pro Ala
 660 665 670

Thr Gly Asp Phe Gly Tyr Arg Ala Pro Gly Tyr Arg Glu Val Val Ile
 675 680 685

Leu Glu Asp Pro Gly Leu Pro Ala Leu Tyr Pro Cys Pro Ala Cys Glu
 690 695 700

Glu Lys Leu Ala Leu Pro Thr Ala Ala Leu Tyr Gly Leu Arg Leu Glu
 705 710 715 720

Arg Glu Ala Gly Glu Gly Trp Ala Ser Glu Ala Gly Lys Pro Leu Leu
 725 730 735

His Pro Val Arg Pro Gly His Pro Leu Pro Leu Leu Leu Pro Ala Cys
 740 745 750

Gly His His His Ala Pro Met Pro Asp Tyr Ser Cys Leu Lys Pro Pro
 755 760 765

ES 2 534 734 B1

Lys Ala Gly Glu Glu Gly His Glu Gly Cys Ser Tyr Thr Met Cys Pro
 770 775 780

Glu Gly Arg Tyr Gly His Pro Gly Tyr Pro Ala Leu Val Thr Tyr Ser
 785 790 795 800

Tyr Gly Gly Ala Val Pro Ser Tyr Cys Pro Ala Tyr Gly Arg Val Pro
 805 810 815

His Ser Cys Gly Ser Pro Gly Glu Gly Arg Gly Tyr Pro Ser Pro Gly
 820 825 830

Ala His Ser Pro Arg Ala Gly Ser Ile Ser Pro Gly Ser Pro Pro Tyr
 835 840 845

Pro Gln Ser Arg Lys Leu Ser Tyr Glu Ile Pro Thr Glu Glu Gly Gly
 850 855 860

Asp Arg Tyr Pro Leu Pro Gly His Leu Ala Ser Ala Gly Pro Leu Ala
 865 870 875 880

Ser Ala Glu Ser Leu Glu Pro Val Ser Trp Arg Glu Gly Pro Ser Gly
 885 890 895

His Ser Thr Leu Pro Arg Ser Pro Arg Asp Ala Pro Cys Ser Ala Ser
 900 905 910

Ser Glu Leu Ser Gly Pro Ser Thr Pro Leu His Thr Ser Ser Pro Val
 915 920 925

Gln Gly Lys Glu Ser Thr Arg Arg Gln Asp Thr Arg Ser Pro Thr Ser
 930 935 940

Ala Pro Thr Gln Arg Leu Ser Pro Gly Glu Ala Leu Pro Pro Val Ser
 945 950 955 960

Gln Ala Gly Thr Gly Lys Ala Pro Glu Leu Pro Ser Gly Ser Gly Pro
 965 970 975

Glu Pro Leu Ala Pro Ser Pro Val Ser Pro Thr Phe Pro Pro Ser Ser
 980 985 990

Pro Ser Asp Trp Pro Gln Glu Arg Ser Pro Gly Gly His Ser Asp Gly
 995 1000 1005

ES 2 534 734 B1

Ala	Ser	Pro	Arg	Ser	Pro	Val	Pro	Thr	Thr	Leu	Pro	Gly	Leu	Arg
1010						1015					1020			
His	Ala	Pro	Trp	Gln	Gly	Pro	Arg	Gly	Pro	Pro	Asp	Ser	Pro	Asp
1025						1030					1035			
Gly	Ser	Pro	Leu	Thr	Pro	Val	Pro	Ser	Gln	Met	Pro	Trp	Leu	Val
1040						1045					1050			
Ala	Ser	Pro	Glu	Pro	Pro	Gln	Ser	Ser	Pro	Thr	Pro	Ala	Phe	Pro
1055						1060					1065			
Leu	Ala	Ala	Ser	Tyr	Asp	Thr	Asn	Gly	Leu	Ser	Gln	Pro	Pro	Leu
1070						1075					1080			
Pro	Glu	Lys	Arg	His	Leu	Pro	Gly	Pro	Gly	Gln	Gln	Pro	Gly	Pro
1085						1090					1095			
Trp	Gly	Pro	Glu	Gln	Ala	Ser	Ser	Pro	Ala	Arg	Gly	Ile	Ser	His
1100						1105					1110			
His	Val	Thr	Phe	Ala	Pro	Leu	Leu	Ser	Asp	Asn	Val	Pro	Gln	Thr
1115						1120					1125			
Pro	Glu	Pro	Pro	Thr	Gln	Glu	Ser	Gln	Ser	Asn	Val	Lys	Phe	Val
1130						1135					1140			
Gln	Asp	Thr	Ser	Lys	Phe	Trp	Tyr	Lys	Pro	His	Leu	Ser	Arg	Asp
1145						1150					1155			
Gln	Ala	Ile	Ala	Leu	Leu	Lys	Asp	Lys	Asp	Pro	Gly	Ala	Phe	Leu
1160						1165					1170			
Ile	Arg	Asp	Ser	His	Ser	Phe	Gln	Gly	Ala	Tyr	Gly	Leu	Ala	Leu
1175						1180					1185			
Lys	Val	Ala	Thr	Pro	Pro	Pro	Ser	Ala	Gln	Pro	Trp	Lys	Gly	Asp
1190						1195					1200			
Pro	Val	Glu	Gln	Leu	Val	Arg	His	Phe	Leu	Ile	Glu	Thr	Gly	Pro
1205						1210					1215			
Lys	Gly	Val	Lys	Ile	Lys	Gly	Cys	Pro	Ser	Glu	Pro	Tyr	Phe	Gly
1220						1225					1230			

ES 2 534 734 B1

Ser Leu Ser Ala Leu Val Ser Gln His Ser Ile Ser Pro Ile Ser
 1235 1240 1245

 Leu Pro Cys Cys Leu Arg Ile Pro Ser Lys Asp Pro Leu Glu Glu
 1250 1255 1260

 Thr Pro Glu Ala Pro Val Pro Thr Asn Met Ser Thr Ala Ala Asp
 1265 1270 1275

 Leu Leu Arg Gln Gly Ala Ala Cys Ser Val Leu Tyr Leu Thr Ser
 1280 1285 1290

 Val Glu Thr Glu Ser Leu Thr Gly Pro Gln Ala Val Ala Arg Ala
 1295 1300 1305

 Ser Ser Ala Ala Leu Ser Cys Ser Pro Arg Pro Thr Pro Ala Val
 1310 1315 1320

 Val His Phe Lys Val Ser Ala Gln Gly Ile Thr Leu Thr Asp Asn
 1325 1330 1335

 Gln Arg Lys Leu Phe Phe Arg Arg His Tyr Pro Val Asn Ser Ile
 1340 1345 1350

 Thr Phe Ser Ser Thr Asp Pro Gln Asp Arg Arg Trp Thr Asn Pro
 1355 1360 1365

 Asp Gly Thr Thr Ser Lys Ile Phe Gly Phe Val Ala Lys Lys Pro
 1370 1375 1380

 Gly Ser Pro Trp Glu Asn Val Cys His Leu Phe Ala Glu Leu Asp
 1385 1390 1395

 Pro Asp Gln Pro Ala Gly Ala Ile Val Thr Phe Ile Thr Lys Val
 1400 1405 1410

 Leu Leu Gly Gln Arg Lys
 1415

<210> 129
 <211> 1409
 <212> PRT
 <213> Homo sapiens

<400> 129

ES 2 534 734 B1

Met Lys Ser Ser Gly Pro Val Glu Arg Leu Leu Arg Ala Leu Gly Arg
 1 5 10 15
 Arg Asp Ser Ser Arg Ala Ala Ser Arg Pro Arg Lys Ala Glu Pro His
 20 25 30
 Ser Phe Arg Glu Lys Val Phe Arg Lys Lys Pro Pro Val Cys Ala Val
 35 40 45
 Cys Lys Val Thr Ile Asp Gly Thr Gly Val Ser Cys Arg Val Cys Lys
 50 55 60
 Val Ala Thr His Arg Lys Cys Glu Ala Lys Val Thr Ser Ala Cys Gln
 65 70 75 80
 Ala Leu Pro Pro Val Glu Leu Arg Arg Asn Thr Ala Pro Val Arg Arg
 85 90 95
 Ile Glu His Leu Gly Ser Thr Lys Ser Leu Asn His Ser Lys Gln Arg
 100 105 110
 Ser Thr Leu Pro Arg Ser Phe Ser Leu Asp Pro Leu Met Glu Arg Arg
 115 120 125
 Trp Asp Leu Asp Leu Thr Tyr Val Thr Glu Arg Ile Leu Ala Ala Ala
 130 135 140
 Phe Pro Ala Arg Pro Asp Glu Gln Arg His Arg Gly His Leu Arg Glu
 145 150 155 160
 Leu Ala His Val Leu Gln Ser Lys His Arg Asp Lys Tyr Leu Leu Phe
 165 170 175
 Asn Leu Ser Glu Lys Arg His Asp Leu Thr Arg Leu Asn Pro Lys Val
 180 185 190
 Gln Asp Phe Gly Trp Pro Glu Leu His Ala Pro Pro Leu Asp Lys Leu
 195 200 205
 Cys Ser Ile Cys Lys Ala Met Glu Thr Trp Leu Ser Ala Asp Pro Gln
 210 215 220
 His Val Val Val Leu Tyr Cys Lys Gly Asn Lys Gly Lys Leu Gly Val
 225 230 235 240

ES 2 534 734 B1

Ile Val Ser Ala Tyr Met His Tyr Ser Lys Ile Ser Ala Gly Ala Asp
 245 250 255

Gln Ala Leu Ala Thr Leu Thr Met Arg Lys Phe Cys Glu Asp Lys Val
 260 265 270

Ala Thr Glu Leu Gln Pro Ser Gln Arg Arg Tyr Ile Ser Tyr Phe Ser
 275 280 285

Gly Leu Leu Ser Gly Ser Ile Arg Met Asn Ser Ser Pro Leu Phe Leu
 290 295 300

His Tyr Val Leu Ile Pro Met Leu Pro Ala Phe Glu Pro Gly Thr Gly
 305 310 315 320

Phe Gln Pro Phe Leu Lys Ile Tyr Gln Ser Met Gln Leu Val Tyr Thr
 325 330 335

Ser Gly Val Tyr His Ile Ala Gly Pro Gly Pro Gln Gln Leu Cys Ile
 340 345 350

Ser Leu Glu Pro Ala Leu Leu Leu Lys Gly Asp Val Met Val Thr Cys
 355 360 365

Tyr His Lys Gly Gly Arg Gly Thr Asp Arg Thr Leu Val Phe Arg Val
 370 375 380

Gln Phe His Thr Cys Thr Ile His Gly Pro Gln Leu Thr Phe Pro Lys
 385 390 395 400

Asp Gln Leu Asp Glu Ala Trp Thr Asp Glu Arg Phe Pro Phe Gln Ala
 405 410 415

Ser Val Glu Phe Val Phe Ser Ser Ser Pro Glu Lys Ile Lys Gly Ser
 420 425 430

Thr Pro Arg Asn Asp Pro Ser Val Ser Val Asp Tyr Asn Thr Thr Glu
 435 440 445

Pro Ala Val Arg Trp Asp Ser Tyr Glu Asn Phe Asn Gln His His Glu
 450 455 460

Asp Ser Val Asp Gly Ser Leu Thr His Thr Arg Gly Pro Leu Asp Gly
 465 470 475 480

ES 2 534 734 B1

Ser Pro Tyr Ala Gln Val Gln Arg Pro Pro Arg Gln Thr Pro Pro Ala
 485 490 495

Pro Ser Pro Glu Pro Pro Pro Pro Pro Pro Met Leu Ser Val Ser Ser Asp
 500 505 510

Ser Gly His Ser Ser Thr Leu Thr Thr Glu Pro Ala Ala Glu Ser Pro
 515 520 525

Gly Arg Pro Pro Pro Thr Ala Ala Glu Arg Gln Glu Leu Asp Arg Leu
 530 535 540

Leu Gly Gly Cys Gly Val Ala Ser Gly Gly Arg Gly Ala Gly Arg Glu
 545 550 555 560

Thr Ala Ile Leu Asp Asp Glu Glu Gln Pro Thr Val Gly Gly Gly Pro
 565 570 575

His Leu Gly Val Tyr Pro Gly His Arg Pro Gly Leu Ser Arg His Cys
 580 585 590

Ser Cys Arg Gln Gly Tyr Arg Glu Pro Cys Gly Val Pro Asn Gly Gly
 595 600 605

Tyr Tyr Arg Pro Glu Gly Thr Leu Glu Arg Arg Arg Leu Ala Tyr Gly
 610 615 620

Gly Tyr Glu Gly Ser Pro Gln Gly Tyr Ala Glu Ala Ser Met Glu Lys
 625 630 635 640

Arg Arg Leu Cys Arg Ser Leu Ser Glu Gly Leu Tyr Pro Tyr Pro Pro
 645 650 655

Glu Met Gly Lys Pro Ala Thr Gly Asp Phe Gly Tyr Arg Ala Pro Gly
 660 665 670

Tyr Arg Glu Val Val Ile Leu Glu Asp Pro Gly Leu Pro Ala Leu Tyr
 675 680 685

Pro Cys Pro Ala Cys Glu Glu Lys Leu Ala Leu Pro Thr Ala Ala Leu
 690 695 700

Tyr Gly Leu Arg Leu Glu Arg Glu Ala Gly Glu Gly Trp Ala Ser Glu
 705 710 715 720

ES 2 534 734 B1

Ala Gly Lys Pro Leu Leu His Pro Val Arg Pro Gly His Pro Leu Pro
725 730 735

Leu Leu Leu Pro Ala Cys Gly His His His Ala Pro Met Pro Asp Tyr
740 745 750

Ser Cys Leu Lys Pro Pro Lys Ala Gly Glu Glu Gly His Glu Gly Cys
755 760 765

Ser Tyr Thr Met Cys Pro Glu Gly Arg Tyr Gly His Pro Gly Tyr Pro
770 775 780

Ala Leu Val Thr Tyr Ser Tyr Gly Gly Ala Val Pro Ser Tyr Cys Pro
785 790 795 800

Ala Tyr Gly Arg Val Pro His Ser Cys Gly Ser Pro Gly Glu Gly Arg
805 810 815

Gly Tyr Pro Ser Pro Gly Ala His Ser Pro Arg Ala Gly Ser Ile Ser
820 825 830

Pro Gly Ser Pro Pro Tyr Pro Gln Ser Arg Lys Leu Ser Tyr Glu Ile
835 840 845

Pro Thr Glu Glu Gly Gly Asp Arg Tyr Pro Leu Pro Gly His Leu Ala
850 855 860

Ser Ala Gly Pro Leu Ala Ser Ala Glu Ser Leu Glu Pro Val Ser Trp
865 870 875 880

Arg Glu Gly Pro Ser Gly His Ser Thr Leu Pro Arg Ser Pro Arg Asp
885 890 895

Ala Pro Cys Ser Ala Ser Ser Glu Leu Ser Gly Pro Ser Thr Pro Leu
900 905 910

His Thr Ser Ser Pro Val Gln Gly Lys Glu Ser Thr Arg Arg Gln Asp
915 920 925

Thr Arg Ser Pro Thr Ser Ala Pro Thr Gln Arg Leu Ser Pro Gly Glu
930 935 940

Ala Leu Pro Pro Val Ser Gln Ala Gly Thr Gly Lys Ala Pro Glu Leu
945 950 955 960

ES 2 534 734 B1

Pro Ser Gly Ser Gly Pro Glu Pro Leu Ala Pro Ser Pro Val Ser Pro
 965 970 975

Thr Phe Pro Pro Ser Ser Pro Ser Asp Trp Pro Gln Glu Arg Ser Pro
 980 985 990

Gly Gly His Ser Asp Gly Ala Ser Pro Arg Ser Pro Val Pro Thr Thr
 995 1000 1005

Leu Pro Gly Leu Arg His Ala Pro Trp Gln Gly Pro Arg Gly Pro
 1010 1015 1020

Pro Asp Ser Pro Asp Gly Ser Pro Leu Thr Pro Val Pro Ser Gln
 1025 1030 1035

Met Pro Trp Leu Val Ala Ser Pro Glu Pro Pro Gln Ser Ser Pro
 1040 1045 1050

Thr Pro Ala Phe Pro Leu Ala Ala Ser Tyr Asp Thr Asn Gly Leu
 1055 1060 1065

Ser Gln Pro Pro Leu Pro Glu Lys Arg His Leu Pro Gly Pro Gly
 1070 1075 1080

Gln Gln Pro Gly Pro Trp Gly Pro Glu Gln Ala Ser Ser Pro Ala
 1085 1090 1095

Arg Gly Ile Ser His His Val Thr Phe Ala Pro Leu Leu Ser Asp
 1100 1105 1110

Asn Val Pro Gln Thr Pro Glu Pro Pro Thr Gln Glu Ser Gln Ser
 1115 1120 1125

Asn Val Lys Phe Val Gln Asp Thr Ser Lys Phe Trp Tyr Lys Pro
 1130 1135 1140

His Leu Ser Arg Asp Gln Ala Ile Ala Leu Leu Lys Asp Lys Asp
 1145 1150 1155

Pro Gly Ala Phe Leu Ile Arg Asp Ser His Ser Phe Gln Gly Ala
 1160 1165 1170

Tyr Gly Leu Ala Leu Lys Val Ala Thr Pro Pro Pro Ser Ala Gln
 1175 1180 1185

ES 2 534 734 B1

Pro	Trp	Lys	Gly	Asp	Pro	Val	Glu	Gln	Leu	Val	Arg	His	Phe	Leu
1190						1195					1200			
Ile	Glu	Thr	Gly	Pro	Lys	Gly	Val	Lys	Ile	Lys	Gly	Cys	Pro	Ser
1205						1210					1215			
Glu	Pro	Tyr	Phe	Gly	Ser	Leu	Ser	Ala	Leu	Val	Ser	Gln	His	Ser
1220						1225					1230			
Ile	Ser	Pro	Ile	Ser	Leu	Pro	Cys	Cys	Leu	Arg	Ile	Pro	Ser	Lys
1235						1240					1245			
Asp	Pro	Leu	Glu	Glu	Thr	Pro	Glu	Ala	Pro	Val	Pro	Thr	Asn	Met
1250						1255					1260			
Ser	Thr	Ala	Ala	Asp	Leu	Leu	Arg	Gln	Gly	Ala	Ala	Cys	Ser	Val
1265						1270					1275			
Leu	Tyr	Leu	Thr	Ser	Val	Glu	Thr	Glu	Ser	Leu	Thr	Gly	Pro	Gln
1280						1285					1290			
Ala	Val	Ala	Arg	Ala	Ser	Ser	Ala	Ala	Leu	Ser	Cys	Ser	Pro	Arg
1295						1300					1305			
Pro	Thr	Pro	Ala	Val	Val	His	Phe	Lys	Val	Ser	Ala	Gln	Gly	Ile
1310						1315					1320			
Thr	Leu	Thr	Asp	Asn	Gln	Arg	Lys	Leu	Phe	Phe	Arg	Arg	His	Tyr
1325						1330					1335			
Pro	Val	Asn	Ser	Ile	Thr	Phe	Ser	Ser	Thr	Asp	Pro	Gln	Asp	Arg
1340						1345					1350			
Arg	Trp	Thr	Asn	Pro	Asp	Gly	Thr	Thr	Ser	Lys	Ile	Phe	Gly	Phe
1355						1360					1365			
Val	Ala	Lys	Lys	Pro	Gly	Ser	Pro	Trp	Glu	Asn	Val	Cys	His	Leu
1370						1375					1380			
Phe	Ala	Glu	Leu	Asp	Pro	Asp	Gln	Pro	Ala	Gly	Ala	Ile	Val	Thr
1385						1390					1395			
Phe	Ile	Thr	Lys	Val	Leu	Leu	Gly	Gln	Arg	Lys				
1400						1405								

ES 2 534 734 B1

<210> 130
 <211> 914
 <212> PRT
 <213> Homo sapiens

<400> 130

Met Ser Gln Ser Gln Asn Ala Ile Phe Thr Ser Pro Thr Gly Glu Glu
 1 5 10 15

Asn Leu Met Asn Ser Asn His Arg Asp Ser Glu Ser Ile Thr Asp Val
 20 25 30

Cys Ser Asn Glu Asp Leu Pro Glu Val Glu Leu Val Ser Leu Leu Glu
 35 40 45

Glu Gln Leu Pro Gln Tyr Arg Leu Lys Val Asp Thr Leu Phe Leu Tyr
 50 55 60

Glu Asn Gln Asp Trp Thr Gln Ser Pro His Gln Arg Gln His Ala Ser
 65 70 75 80

Asp Ala Leu Ser Pro Val Leu Ala Glu Glu Thr Phe Arg Tyr Met Ile
 85 90 95

Leu Gly Thr Asp Arg Val Glu Gln Met Thr Lys Thr Tyr Asn Asp Ile
 100 105 110

Asp Met Val Thr His Leu Leu Ala Glu Arg Asp Arg Asp Leu Glu Leu
 115 120 125

Ala Ala Arg Ile Gly Gln Ala Leu Leu Lys Arg Asn His Val Leu Ser
 130 135 140

Glu Gln Asn Glu Ser Leu Glu Glu Gln Leu Gly Gln Ala Phe Asp Gln
 145 150 155 160

Val Asn Gln Leu Gln His Glu Leu Cys Lys Lys Asp Glu Leu Leu Arg
 165 170 175

Ile Val Ser Ile Ala Ser Glu Glu Ser Glu Thr Asp Ser Ser Cys Ser
 180 185 190

Thr Pro Leu Arg Phe Asn Glu Ser Phe Ser Leu Ser Gln Gly Leu Leu
 195 200 205

ES 2 534 734 B1

Gln Leu Glu Met Leu Gln Glu Lys Leu Lys Glu Leu Glu Glu Glu Asn
 210 215 220

Met Ala Leu Arg Ser Lys Ala Cys His Ile Lys Thr Glu Thr Val Thr
 225 230 235 240

Tyr Glu Glu Lys Glu Gln Gln Leu Val Ser Asp Cys Val Lys Glu Leu
 245 250 255

Arg Glu Thr Asn Ala Gln Met Ser Arg Met Thr Glu Glu Leu Ser Gly
 260 265 270

Lys Ser Asp Glu Leu Ile Arg Tyr Gln Glu Glu Leu Ser Ser Leu Leu
 275 280 285

Ser Gln Ile Val Asp Leu Gln His Lys Leu Lys Glu His Val Ile Glu
 290 295 300

Lys Glu Glu Leu Lys Leu His Leu Gln Ala Ser Lys Asp Ala Gln Arg
 305 310 315 320

Gln Leu Thr Met Glu Leu His Glu Leu Gln Asp Arg Asn Met Glu Cys
 325 330 335

Leu Gly Met Leu His Glu Ser Gln Glu Glu Ile Lys Glu Leu Arg Ser
 340 345 350

Arg Ser Gly Pro Thr Ala His Leu Tyr Phe Ser Gln Ser Tyr Gly Ala
 355 360 365

Phe Thr Gly Glu Ser Leu Ala Ala Glu Ile Glu Gly Thr Met Arg Lys
 370 375 380

Lys Leu Ser Leu Asp Glu Glu Ser Ser Leu Phe Lys Gln Lys Ala Gln
 385 390 395 400

Gln Lys Arg Val Phe Asp Thr Val Arg Ile Ala Asn Asp Thr Arg Gly
 405 410 415

Arg Ser Ile Ser Phe Pro Ala Leu Leu Pro Ile Pro Gly Ser Asn Arg
 420 425 430

Ser Ser Val Ile Met Thr Ala Lys Pro Phe Glu Ser Gly Leu Gln Gln
 435 440 445

ES 2 534 734 B1

Thr Glu Asp Lys Ser Leu Leu Asn Gln Gly Ser Ser Ser Glu Glu Val
 450 455 460

Ala Gly Ser Ser Gln Lys Met Gly Gln Pro Gly Pro Ser Gly Asp Ser
 465 470 475 480

Asp Leu Ala Thr Ala Leu His Arg Leu Ser Leu Arg Arg Gln Asn Tyr
 485 490 495

Leu Ser Glu Lys Gln Phe Phe Ala Glu Glu Trp Gln Arg Lys Ile Gln
 500 505 510

Val Leu Ala Asp Gln Lys Glu Gly Val Ser Gly Cys Val Thr Pro Thr
 515 520 525

Glu Ser Leu Ala Ser Leu Cys Thr Thr Gln Ser Glu Ile Thr Asp Leu
 530 535 540

Ser Ser Ala Ser Cys Leu Arg Gly Phe Met Pro Glu Lys Leu Gln Ile
 545 550 555 560

Val Lys Pro Leu Glu Gly Ser Gln Thr Leu Tyr His Trp Gln Gln Leu
 565 570 575

Ala Gln Pro Asn Leu Gly Thr Ile Leu Asp Pro Arg Pro Gly Val Ile
 580 585 590

Thr Lys Gly Phe Thr Gln Leu Pro Gly Asp Ala Ile Tyr His Ile Ser
 595 600 605

Asp Leu Glu Glu Asp Glu Glu Glu Gly Ile Thr Phe Gln Val Gln Gln
 610 615 620

Pro Leu Glu Val Glu Glu Lys Leu Ser Thr Ser Lys Pro Val Thr Gly
 625 630 635 640

Ile Phe Leu Pro Pro Ile Thr Ser Ala Gly Gly Pro Val Thr Val Ala
 645 650 655

Thr Ala Asn Pro Gly Lys Cys Leu Ser Cys Thr Asn Ser Thr Phe Thr
 660 665 670

Phe Thr Thr Cys Arg Ile Leu His Pro Ser Asp Ile Thr Gln Val Thr
 675 680 685

ES 2 534 734 B1

Pro Ser Ser Gly Phe Pro Ser Leu Ser Cys Gly Ser Ser Gly Ser Ser
 690 695 700

Ser Ser Asn Thr Ala Val Asn Ser Pro Ala Leu Ser Tyr Arg Leu Ser
 705 710 715 720

Ile Gly Glu Ser Ile Thr Asn Arg Arg Asp Ser Thr Thr Thr Phe Ser
 725 730 735

Ser Thr Met Ser Leu Ala Lys Leu Leu Gln Glu Arg Gly Ile Ser Ala
 740 745 750

Lys Val Tyr His Ser Pro Ile Ser Glu Asn Pro Leu Gln Pro Leu Pro
 755 760 765

Lys Ser Leu Ala Ile Pro Ser Thr Pro Pro Asn Ser Pro Ser His Ser
 770 775 780

Pro Cys Pro Ser Pro Leu Pro Phe Glu Pro Arg Val His Leu Ser Glu
 785 790 795 800

Asn Phe Leu Ala Ser Arg Pro Ala Glu Thr Phe Leu Gln Glu Met Tyr
 805 810 815

Gly Leu Arg Pro Ser Arg Asn Pro Pro Asp Val Gly Gln Leu Lys Met
 820 825 830

Asn Leu Val Asp Arg Leu Lys Arg Leu Gly Ile Ala Arg Val Val Lys
 835 840 845

Asn Pro Gly Ala Gln Glu Asn Gly Arg Cys Gln Glu Ala Glu Ile Gly
 850 855 860

Pro Gln Lys Pro Asp Ser Ala Val Tyr Leu Asn Ser Gly Ser Ser Leu
 865 870 875 880

Leu Gly Gly Leu Arg Arg Asn Gln Ser Leu Pro Val Ile Met Gly Ser
 885 890 895

Phe Ala Ala Pro Val Cys Thr Ser Ser Pro Lys Met Gly Val Leu Lys
 900 905 910

Glu Asp

ES 2 534 734 B1

<210> 131
 <211> 94
 <212> PRT
 <213> Homo sapiens

<400> 131

Met Arg Thr Ile Ala Ile Leu Ala Ala Ile Leu Leu Val Ala Leu Gln
 1 5 10 15

Ala Gln Ala Glu Ser Leu Gln Glu Arg Ala Asp Glu Ala Thr Thr Gln
 20 25 30

Lys Gln Ser Gly Glu Asp Asn Gln Asp Leu Ala Ile Ser Phe Ala Gly
 35 40 45

Asn Gly Leu Ser Ala Leu Arg Thr Ser Gly Ser Gln Ala Arg Ala Thr
 50 55 60

Cys Tyr Cys Arg Thr Gly Arg Cys Ala Thr Arg Glu Ser Leu Ser Gly
 65 70 75 80

Val Cys Glu Ile Ser Gly Arg Leu Tyr Arg Leu Cys Cys Arg
 85 90

<210> 132
 <211> 504
 <212> PRT
 <213> Homo sapiens

<400> 132

Met Val Ala Pro Gly Ser Val Thr Ser Arg Leu Gly Ser Val Phe Pro
 1 5 10 15

Phe Leu Leu Val Leu Val Asp Leu Gln Tyr Glu Gly Ala Glu Cys Gly
 20 25 30

Val Asn Ala Asp Val Glu Lys His Leu Glu Leu Gly Lys Lys Leu Leu
 35 40 45

Ala Ala Gly Gln Leu Ala Asp Ala Leu Ser Gln Phe His Ala Ala Val
 50 55 60

Asp Gly Asp Pro Asp Asn Tyr Ile Ala Tyr Tyr Arg Arg Ala Thr Val
 65 70 75 80

ES 2 534 734 B1

Phe Leu Ala Met Gly Lys Ser Lys Ala Ala Leu Pro Asp Leu Thr Lys
 85 90 95

Val Ile Gln Leu Lys Met Asp Phe Thr Ala Ala Arg Leu Gln Arg Gly
 100 105 110

His Leu Leu Leu Lys Gln Gly Lys Leu Asp Glu Ala Glu Asp Asp Phe
 115 120 125

Lys Lys Val Leu Lys Ser Asn Pro Ser Glu Asn Glu Glu Lys Glu Ala
 130 135 140

Gln Ser Gln Leu Ile Lys Ser Asp Glu Met Gln Arg Leu Arg Ser Gln
 145 150 155 160

Ala Leu Asn Ala Phe Gly Ser Gly Asp Tyr Thr Ala Ala Ile Ala Phe
 165 170 175

Leu Asp Lys Ile Leu Glu Val Cys Val Trp Asp Ala Glu Leu Arg Glu
 180 185 190

Leu Arg Ala Glu Cys Phe Ile Lys Glu Gly Glu Pro Arg Lys Ala Ile
 195 200 205

Ser Asp Leu Lys Ala Ala Ser Lys Leu Lys Asn Asp Asn Thr Glu Ala
 210 215 220

Phe Tyr Lys Ile Ser Thr Leu Tyr Tyr Gln Leu Gly Asp His Glu Leu
 225 230 235 240

Ser Leu Ser Glu Val Arg Glu Cys Leu Lys Leu Asp Gln Asp His Lys
 245 250 255

Arg Cys Phe Ala His Tyr Lys Gln Val Lys Lys Leu Asn Lys Leu Ile
 260 265 270

Glu Ser Ala Glu Glu Leu Ile Arg Asp Gly Arg Tyr Thr Asp Ala Thr
 275 280 285

Ser Lys Tyr Glu Ser Val Met Lys Thr Glu Pro Ser Ile Ala Glu Tyr
 290 295 300

Thr Val Arg Ser Lys Glu Arg Ile Cys His Cys Phe Ser Lys Asp Glu
 305 310 315 320

ES 2 534 734 B1

Lys Pro Val Glu Ala Ile Arg Val Cys Ser Glu Val Leu Gln Met Glu
 325 330 335

Pro Asp Asn Val Asn Ala Leu Lys Asp Arg Ala Glu Ala Tyr Leu Ile
 340 345 350

Glu Glu Met Tyr Asp Glu Ala Ile Gln Asp Tyr Glu Thr Ala Gln Glu
 355 360 365

His Asn Glu Asn Asp Gln Gln Ile Arg Glu Gly Leu Glu Lys Ala Gln
 370 375 380

Arg Leu Leu Lys Gln Ser Gln Lys Arg Asp Tyr Tyr Lys Ile Leu Gly
 385 390 395 400

Val Lys Arg Asn Ala Lys Lys Gln Glu Ile Ile Lys Ala Tyr Arg Lys
 405 410 415

Leu Ala Leu Gln Trp His Pro Asp Asn Phe Gln Asn Glu Glu Glu Lys
 420 425 430

Lys Lys Ala Glu Lys Lys Phe Ile Asp Ile Ala Ala Ala Lys Glu Val
 435 440 445

Leu Ser Asp Pro Glu Met Arg Lys Lys Phe Asp Asp Gly Glu Asp Pro
 450 455 460

Leu Asp Ala Glu Ser Gln Gln Gly Gly Gly Gly Asn Pro Phe His Arg
 465 470 475 480

Ser Trp Asn Ser Trp Gln Gly Phe Asn Pro Phe Ser Ser Gly Gly Pro
 485 490 495

Phe Arg Phe Lys Phe His Phe Asn
 500

<210> 133
 <211> 762
 <212> PRT
 <213> Homo sapiens

<400> 133

Met Asn Glu Ala Lys Val Lys Glu Thr Leu Arg Arg Cys Gly Ala Ser
 1 5 10 15

ES 2 534 734 B1

Gly Asp Glu Cys Gly Arg Leu Gln Tyr Ala Leu Thr Cys Leu Arg Lys
 20 25 30

Val Thr Gly Leu Gly Gly Glu His Lys Glu Asp Ser Ser Trp Ser Ser
 35 40 45

Leu Asp Ala Arg Arg Glu Ser Gly Ser Gly Pro Ser Thr Asp Thr Leu
 50 55 60

Ser Ala Ala Ser Leu Pro Trp Pro Pro Gly Ser Ser Gln Leu Gly Arg
 65 70 75 80

Ala Gly Asn Ser Ala Gln Gly Pro Arg Ser Ile Ser Val Ser Ala Leu
 85 90 95

Pro Ala Ser Asp Ser Pro Thr Pro Ser Phe Ser Glu Gly Leu Ser Asp
 100 105 110

Thr Cys Ile Pro Leu His Ala Ser Gly Arg Leu Thr Pro Arg Ala Leu
 115 120 125

His Ser Phe Ile Thr Pro Pro Thr Thr Pro Gln Leu Arg Arg His Thr
 130 135 140

Lys Leu Lys Pro Pro Arg Thr Pro Pro Pro Pro Ser Arg Lys Val Phe
 145 150 155 160

Gln Leu Leu Pro Ser Phe Pro Thr Leu Thr Arg Ser Lys Ser His Glu
 165 170 175

Ser Gln Leu Gly Asn Arg Ile Asp Asp Val Ser Ser Met Arg Phe Asp
 180 185 190

Leu Ser His Gly Ser Pro Gln Met Val Arg Arg Asp Ile Gly Leu Ser
 195 200 205

Val Thr His Arg Phe Ser Thr Lys Ser Trp Leu Ser Gln Val Cys His
 210 215 220

Val Cys Gln Lys Ser Met Ile Phe Gly Val Lys Cys Lys His Cys Arg
 225 230 235 240

Leu Lys Cys His Asn Lys Cys Thr Lys Glu Ala Pro Ala Cys Arg Ile
 245 250 255

ES 2 534 734 B1

Ser Phe Leu Pro Leu Thr Arg Leu Arg Arg Thr Glu Ser Val Pro Ser
 260 265 270

Asp Ile Asn Asn Pro Val Asp Arg Ala Ala Glu Pro His Phe Gly Thr
 275 280 285

Leu Pro Lys Ala Leu Thr Lys Lys Glu His Pro Pro Ala Met Asn His
 290 295 300

Leu Asp Ser Ser Ser Asn Pro Ser Ser Thr Thr Ser Ser Thr Pro Ser
 305 310 315 320

Ser Pro Ala Pro Phe Pro Thr Ser Ser Asn Pro Ser Ser Ala Thr Thr
 325 330 335

Pro Pro Asn Pro Ser Pro Gly Gln Arg Asp Ser Arg Phe Asn Phe Pro
 340 345 350

Ala Ala Tyr Phe Ile His His Arg Gln Gln Phe Ile Phe Pro Val Pro
 355 360 365

Ser Ala Gly His Cys Trp Lys Cys Leu Leu Ile Ala Glu Ser Leu Lys
 370 375 380

Glu Asn Ala Phe Asn Ile Ser Ala Phe Ala His Ala Ala Pro Leu Pro
 385 390 395 400

Glu Ala Ala Asp Gly Thr Arg Leu Asp Asp Gln Pro Lys Ala Asp Val
 405 410 415

Leu Glu Ala His Glu Ala Glu Ala Glu Glu Pro Glu Ala Gly Lys Ser
 420 425 430

Glu Ala Glu Asp Asp Glu Asp Glu Val Asp Asp Leu Pro Ser Ser Arg
 435 440 445

Arg Pro Trp Arg Gly Pro Ile Ser Arg Lys Ala Ser Gln Thr Ser Val
 450 455 460

Tyr Leu Gln Glu Trp Asp Ile Pro Phe Glu Gln Val Glu Leu Gly Glu
 465 470 475 480

Pro Ile Gly Gln Gly Arg Trp Gly Arg Val His Arg Gly Arg Trp His
 485 490 495

ES 2 534 734 B1

Gly Glu Val Ala Ile Arg Leu Leu Glu Met Asp Gly His Asn Gln Asp
 500 505 510

His Leu Lys Leu Phe Lys Lys Glu Val Met Asn Tyr Arg Gln Thr Arg
 515 520 525

His Glu Asn Val Val Leu Phe Met Gly Ala Cys Met Asn Pro Pro His
 530 535 540

Leu Ala Ile Ile Thr Ser Phe Cys Lys Gly Arg Thr Leu His Ser Phe
 545 550 555 560

Val Arg Asp Pro Lys Thr Ser Leu Asp Ile Asn Lys Thr Arg Gln Ile
 565 570 575

Ala Gln Glu Ile Ile Lys Gly Met Gly Tyr Leu His Ala Lys Gly Ile
 580 585 590

Val His Lys Asp Leu Lys Ser Lys Asn Val Phe Tyr Asp Asn Gly Lys
 595 600 605

Val Val Ile Thr Asp Phe Gly Leu Phe Gly Ile Ser Gly Val Val Arg
 610 615 620

Glu Gly Arg Arg Glu Asn Gln Leu Lys Leu Ser His Asp Trp Leu Cys
 625 630 635 640

Tyr Leu Ala Pro Glu Ile Val Arg Glu Met Thr Pro Gly Lys Asp Glu
 645 650 655

Asp Gln Leu Pro Phe Ser Lys Ala Ala Asp Val Tyr Ala Phe Gly Thr
 660 665 670

Val Trp Tyr Glu Leu Gln Ala Arg Asp Trp Pro Leu Lys Asn Gln Ala
 675 680 685

Ala Glu Ala Ser Ile Trp Gln Ile Gly Ser Gly Glu Gly Met Lys Arg
 690 695 700

Val Leu Thr Ser Val Ser Leu Gly Lys Glu Val Ser Glu Ile Leu Ser
 705 710 715 720

Ala Cys Trp Ala Phe Asp Leu Gln Glu Arg Pro Ser Phe Ser Leu Leu
 725 730 735

ES 2 534 734 B1

Met Asp Met Leu Glu Lys Leu Pro Lys Leu Asn Arg Arg Leu Ser His
740 745 750

Pro Gly His Phe Trp Lys Ser Ala Glu Leu
755 760

<210> 134
<211> 959
<212> PRT
<213> Homo sapiens

<400> 134

Met Ala Ala Ser Thr Gly Tyr Val Arg Leu Trp Gly Ala Ala Arg Cys
1 5 10 15

Trp Val Leu Arg Arg Pro Met Leu Ala Ala Ala Gly Gly Arg Val Pro
20 25 30

Thr Ala Ala Gly Ala Trp Leu Leu Arg Gly Gln Arg Thr Cys Asp Ala
35 40 45

Ser Pro Pro Trp Ala Leu Trp Gly Arg Gly Pro Ala Ile Gly Gly Gln
50 55 60

Trp Arg Gly Phe Trp Glu Ala Ser Ser Arg Gly Gly Gly Ala Phe Ser
65 70 75 80

Gly Gly Glu Asp Ala Ser Glu Gly Gly Ala Glu Glu Gly Ala Gly Gly
85 90 95

Ala Gly Gly Ser Ala Gly Ala Gly Glu Gly Pro Val Ile Thr Ala Leu
100 105 110

Thr Pro Met Thr Ile Pro Asp Val Phe Pro His Leu Pro Leu Ile Ala
115 120 125

Ile Thr Arg Asn Pro Val Phe Pro Arg Phe Ile Lys Ile Ile Glu Val
130 135 140

Lys Asn Lys Lys Leu Val Glu Leu Leu Arg Arg Lys Val Arg Leu Ala
145 150 155 160

Gln Pro Tyr Val Gly Val Phe Leu Lys Arg Asp Asp Ser Asn Glu Ser
165 170 175

ES 2 534 734 B1

Asp Val Val Glu Ser Leu Asp Glu Ile Tyr His Thr Gly Thr Phe Ala
 180 185 190

Gln Ile His Glu Met Gln Asp Leu Gly Asp Lys Leu Arg Met Ile Val
 195 200 205

Met Gly His Arg Arg Val His Ile Ser Arg Gln Leu Glu Val Glu Pro
 210 215 220

Glu Glu Pro Glu Ala Glu Asn Lys His Lys Pro Arg Arg Lys Ser Lys
 225 230 235 240

Arg Gly Lys Lys Glu Ala Glu Asp Glu Leu Ser Ala Arg His Pro Ala
 245 250 255

Glu Leu Ala Met Glu Pro Thr Pro Glu Leu Pro Ala Glu Val Leu Met
 260 265 270

Val Glu Val Glu Asn Val Val His Glu Asp Phe Gln Val Thr Glu Glu
 275 280 285

Val Lys Ala Leu Thr Ala Glu Ile Val Lys Thr Ile Arg Asp Ile Ile
 290 295 300

Ala Leu Asn Pro Leu Tyr Arg Glu Ser Val Leu Gln Met Met Gln Ala
 305 310 315 320

Gly Gln Arg Val Val Asp Asn Pro Ile Tyr Leu Ser Asp Met Gly Ala
 325 330 335

Ala Leu Thr Gly Ala Glu Ser His Glu Leu Gln Asp Val Leu Glu Glu
 340 345 350

Thr Asn Ile Pro Lys Arg Leu Tyr Lys Ala Leu Ser Leu Leu Lys Lys
 355 360 365

Glu Phe Glu Leu Ser Lys Leu Gln Gln Arg Leu Gly Arg Glu Val Glu
 370 375 380

Glu Lys Ile Lys Gln Thr His Arg Lys Tyr Leu Leu Gln Glu Gln Leu
 385 390 395 400

Lys Ile Ile Lys Lys Glu Leu Gly Leu Glu Lys Asp Asp Lys Asp Ala
 405 410 415

ES 2 534 734 B1

Ile Glu Glu Lys Phe Arg Glu Arg Leu Lys Glu Leu Val Val Pro Lys
 420 425 430

His Val Met Asp Val Val Asp Glu Glu Leu Ser Lys Leu Gly Leu Leu
 435 440 445

Asp Asn His Ser Ser Glu Phe Asn Val Thr Arg Asn Tyr Leu Asp Trp
 450 455 460

Leu Thr Ser Ile Pro Trp Gly Lys Tyr Ser Asn Glu Asn Leu Asp Leu
 465 470 475 480

Ala Arg Ala Gln Ala Val Leu Glu Glu Asp His Tyr Gly Met Glu Asp
 485 490 495

Val Lys Lys Arg Ile Leu Glu Phe Ile Ala Val Ser Gln Leu Arg Gly
 500 505 510

Ser Thr Gln Gly Lys Ile Leu Cys Phe Tyr Gly Pro Pro Gly Val Gly
 515 520 525

Lys Thr Ser Ile Ala Arg Ser Ile Ala Arg Ala Leu Asn Arg Glu Tyr
 530 535 540

Phe Arg Phe Ser Val Gly Gly Met Thr Asp Val Ala Glu Ile Lys Gly
 545 550 555 560

His Arg Arg Thr Tyr Val Gly Ala Met Pro Gly Lys Ile Ile Gln Cys
 565 570 575

Leu Lys Lys Thr Lys Thr Glu Asn Pro Leu Ile Leu Ile Asp Glu Val
 580 585 590

Asp Lys Ile Gly Arg Gly Tyr Gln Gly Asp Pro Ser Ser Ala Leu Leu
 595 600 605

Glu Leu Leu Asp Pro Glu Gln Asn Ala Asn Phe Leu Asp His Tyr Leu
 610 615 620

Asp Val Pro Val Asp Leu Ser Lys Val Leu Phe Ile Cys Thr Ala Asn
 625 630 635 640

Val Thr Asp Thr Ile Pro Glu Pro Leu Arg Asp Arg Met Glu Met Ile
 645 650 655

ES 2 534 734 B1

Asn Val Ser Gly Tyr Val Ala Gln Glu Lys Leu Ala Ile Ala Glu Arg
 660 665 670

Tyr Leu Val Pro Gln Ala Arg Ala Leu Cys Gly Leu Asp Glu Ser Lys
 675 680 685

Ala Lys Leu Ser Ser Asp Val Leu Thr Leu Leu Ile Lys Gln Tyr Cys
 690 695 700

Arg Glu Ser Gly Val Arg Asn Leu Gln Lys Gln Val Glu Lys Val Leu
 705 710 715 720

Arg Lys Ser Ala Tyr Lys Ile Val Ser Gly Glu Ala Glu Ser Val Glu
 725 730 735

Val Thr Pro Glu Asn Leu Gln Asp Phe Val Gly Lys Pro Val Phe Thr
 740 745 750

Val Glu Arg Met Tyr Asp Val Thr Pro Pro Gly Val Val Met Gly Leu
 755 760 765

Ala Trp Thr Ala Met Gly Gly Ser Thr Leu Phe Val Glu Thr Ser Leu
 770 775 780

Arg Arg Pro Gln Asp Lys Asp Ala Lys Gly Asp Lys Asp Gly Ser Leu
 785 790 795 800

Glu Val Thr Gly Gln Leu Gly Glu Val Met Lys Glu Ser Ala Arg Ile
 805 810 815

Ala Tyr Thr Phe Ala Arg Ala Phe Leu Met Gln His Ala Pro Ala Asn
 820 825 830

Asp Tyr Leu Val Thr Ser His Ile His Leu His Val Pro Glu Gly Ala
 835 840 845

Thr Pro Lys Asp Gly Pro Ser Ala Gly Cys Thr Ile Val Thr Ala Leu
 850 855 860

Leu Ser Leu Ala Met Gly Arg Pro Val Arg Gln Asn Leu Ala Met Thr
 865 870 875 880

Gly Glu Val Ser Leu Thr Gly Lys Ile Leu Pro Val Gly Gly Ile Lys
 885 890 895

ES 2 534 734 B1

Glu Lys Thr Ile Ala Ala Lys Arg Ala Gly Val Thr Cys Ile Val Leu
 900 905 910

Pro Ala Glu Asn Lys Lys Asp Phe Tyr Asp Leu Ala Ala Phe Ile Thr
 915 920 925

Glu Gly Leu Glu Val His Phe Val Glu His Tyr Arg Glu Ile Phe Asp
 930 935 940

Ile Ala Phe Pro Asp Glu Gln Ala Glu Ala Leu Ala Val Glu Arg
 945 950 955

<210> 135
 <211> 979
 <212> PRT
 <213> Homo sapiens

<400> 135

Met Gly Thr Arg Leu Pro Leu Val Leu Arg Gln Leu Arg Arg Pro Pro
 1 5 10 15

Gln Pro Pro Gly Pro Pro Arg Arg Leu Arg Val Pro Cys Arg Ala Ser
 20 25 30

Ser Gly Gly Gly Gly Gly Gly Gly Gly Arg Glu Gly Leu Leu Gly
 35 40 45

Gln Arg Arg Pro Gln Asp Gly Gln Ala Arg Ser Ser Cys Ser Pro Gly
 50 55 60

Gly Arg Thr Pro Ala Ala Arg Asp Ser Ile Val Arg Glu Val Ile Gln
 65 70 75 80

Asn Ser Lys Glu Val Leu Ser Leu Leu Gln Glu Lys Asn Pro Ala Phe
 85 90 95

Lys Pro Val Leu Ala Ile Ile Gln Ala Gly Asp Asp Asn Leu Met Gln
 100 105 110

Glu Ile Asn Gln Asn Leu Ala Glu Glu Ala Gly Leu Asn Ile Thr His
 115 120 125

Ile Cys Leu Pro Pro Asp Ser Ser Glu Ala Glu Ile Ile Asp Glu Ile
 130 135 140

ES 2 534 734 B1

Leu Lys Ile Asn Glu Asp Thr Arg Val His Gly Leu Ala Leu Gln Ile
 145 150 155 160

Ser Glu Asn Leu Phe Ser Asn Lys Val Leu Asn Ala Leu Lys Pro Glu
 165 170 175

Lys Asp Val Asp Gly Val Thr Asp Ile Asn Leu Gly Lys Leu Val Arg
 180 185 190

Gly Asp Ala His Glu Cys Phe Val Ser Pro Val Ala Lys Ala Val Ile
 195 200 205

Glu Leu Leu Glu Lys Ser Val Gly Val Asn Leu Asp Gly Lys Lys Ile
 210 215 220

Leu Val Val Gly Ala His Gly Ser Leu Glu Ala Ala Leu Gln Cys Leu
 225 230 235 240

Phe Gln Arg Lys Gly Ser Met Thr Met Ser Ile Gln Trp Lys Thr Arg
 245 250 255

Gln Leu Gln Ser Lys Leu His Glu Ala Asp Ile Val Val Leu Gly Ser
 260 265 270

Pro Lys Pro Glu Glu Ile Pro Leu Thr Trp Ile Gln Pro Gly Thr Thr
 275 280 285

Val Leu Asn Cys Ser His Asp Phe Leu Ser Gly Lys Val Gly Cys Gly
 290 295 300

Ser Pro Arg Ile His Phe Gly Gly Leu Ile Glu Glu Asp Asp Val Ile
 305 310 315 320

Leu Leu Ala Ala Ala Leu Arg Ile Gln Asn Met Val Ser Ser Gly Arg
 325 330 335

Arg Trp Leu Arg Glu Gln Gln His Arg Arg Trp Arg Leu His Cys Leu
 340 345 350

Lys Leu Gln Pro Leu Ser Pro Val Pro Ser Asp Ile Glu Ile Ser Arg
 355 360 365

Gly Gln Thr Pro Lys Ala Val Asp Val Leu Ala Lys Glu Ile Gly Leu
 370 375 380

ES 2 534 734 B1

Leu Ala Asp Glu Ile Glu Ile Tyr Gly Lys Ser Lys Ala Lys Val Arg
 385 390 395 400

Leu Ser Val Leu Glu Arg Leu Lys Asp Gln Ala Asp Gly Lys Tyr Val
 405 410 415

Leu Val Ala Gly Ile Thr Pro Thr Pro Leu Gly Glu Gly Lys Ser Thr
 420 425 430

Val Thr Ile Gly Leu Val Gln Ala Leu Thr Ala His Leu Asn Val Asn
 435 440 445

Ser Phe Ala Cys Leu Arg Gln Pro Ser Gln Gly Pro Thr Phe Gly Val
 450 455 460

Lys Gly Gly Ala Ala Gly Gly Gly Tyr Ala Gln Val Ile Pro Met Glu
 465 470 475 480

Glu Phe Asn Leu His Leu Thr Gly Asp Ile His Ala Ile Thr Ala Ala
 485 490 495

Asn Asn Leu Leu Ala Ala Ala Ile Asp Thr Arg Ile Leu His Glu Asn
 500 505 510

Thr Gln Thr Asp Lys Ala Leu Tyr Asn Arg Leu Val Pro Leu Val Asn
 515 520 525

Gly Val Arg Glu Phe Ser Glu Ile Gln Leu Ala Arg Leu Lys Lys Leu
 530 535 540

Gly Ile Asn Lys Thr Asp Pro Ser Thr Leu Thr Glu Glu Glu Val Ser
 545 550 555 560 565

Lys Phe Ala Arg Leu Asp Ile Asp Pro Ser Thr Ile Thr Trp Gln Arg
 565 570 575

Val Leu Asp Thr Asn Asp Arg Phe Leu Arg Lys Ile Thr Ile Gly Gln
 580 585 590

Gly Asn Thr Glu Lys Gly His Tyr Arg Gln Ala Gln Phe Asp Ile Ala
 595 600 605

Val Ala Ser Glu Ile Met Ala Val Leu Ala Leu Thr Asp Ser Leu Ala
 610 615 620

ES 2 534 734 B1

Asp Met Lys Ala Arg Leu Gly Arg Met Val Val Ala Ser Asp Lys Ser
 625 630 635 640

Gly Gln Pro Val Thr Ala Asp Asp Leu Gly Val Thr Gly Ala Leu Thr
 645 650 655

Val Leu Met Lys Asp Ala Ile Lys Pro Asn Leu Met Gln Thr Leu Glu
 660 665 670

Gly Thr Pro Val Phe Val His Ala Gly Pro Phe Ala Asn Ile Ala His
 675 680 685

Gly Asn Ser Ser Val Leu Ala Asp Lys Ile Ala Leu Lys Leu Val Gly
 690 695 700

Glu Glu Gly Phe Val Val Thr Glu Ala Gly Phe Gly Ala Asp Ile Gly
 705 710 715 720

Met Glu Lys Phe Phe Asn Ile Lys Cys Arg Ala Ser Gly Leu Val Pro
 725 730 735

Asn Val Val Val Leu Val Ala Thr Val Arg Ala Leu Lys Met His Gly
 740 745 750

Gly Gly Pro Ser Val Thr Ala Gly Val Pro Leu Lys Lys Glu Tyr Thr
 755 760 765

Glu Glu Asn Ile Gln Leu Val Ala Asp Gly Cys Cys Asn Leu Gln Lys
 770 775 780

Gln Ile Gln Ile Thr Gln Leu Phe Gly Val Pro Val Val Val Ala Leu
 785 790 795 800

Asn Val Phe Lys Thr Asp Thr Arg Ala Glu Ile Asp Leu Val Cys Glu
 805 810 815

Leu Ala Lys Arg Ala Gly Ala Phe Asp Ala Val Pro Cys Tyr His Trp
 820 825 830

Ser Val Gly Gly Lys Gly Ser Val Asp Leu Ala Arg Ala Val Arg Glu
 835 840 845

Ala Ala Ser Lys Arg Ser Arg Phe Gln Phe Leu Tyr Asp Val Gln Val
 850 855 860

ES 2 534 734 B1

Pro Ile Val Asp Lys Ile Arg Thr Ile Ala Gln Ala Val Tyr Gly Ala
865 870 875 880

Lys Asp Ile Glu Leu Ser Pro Glu Ala Gln Ala Lys Ile Asp Arg Tyr
885 890 895

Thr Gln Gln Gly Phe Gly Asn Leu Pro Ile Cys Met Ala Lys Thr His
900 905 910

Leu Ser Leu Ser His Gln Pro Asp Lys Lys Gly Val Pro Arg Asp Phe
915 920 925

Ile Leu Pro Ile Ser Asp Val Arg Ala Ser Ile Gly Ala Gly Phe Ile
930 935 940

Tyr Pro Leu Val Gly Thr Met Ser Thr Met Pro Gly Leu Pro Thr Arg
945 950 955 960

Pro Cys Phe Tyr Asp Ile Asp Leu Asp Thr Glu Thr Glu Gln Val Lys
965 970 975

Gly Leu Phe

<210> 136
<211> 978
<212> PRT
<213> Homo sapiens

<400> 136

Met Gly Thr Arg Leu Pro Leu Val Leu Arg Gln Leu Arg Arg Pro Pro
1 5 10 15

Gln Pro Pro Gly Pro Pro Arg Arg Leu Arg Val Pro Cys Arg Ala Ser
20 25 30

Ser Gly Gly Gly Gly Gly Gly Gly Gly Gly Arg Glu Gly Leu Leu Gly
35 40 45

Gln Arg Arg Pro Gln Asp Gly Gln Ala Arg Ser Ser Cys Ser Pro Gly
50 55 60

Gly Arg Thr Pro Ala Ala Arg Asp Ser Ile Val Arg Glu Val Ile Gln
65 70 75 80

ES 2 534 734 B1

Leu Ala Ala Ala Leu Arg Ile Gln Asn Met Val Ser Ser Gly Arg Arg
 325 330 335

Trp Leu Arg Glu Gln Gln His Arg Arg Trp Arg Leu His Cys Leu Lys
 340 345 350

Leu Gln Pro Leu Ser Pro Val Pro Ser Asp Ile Glu Ile Ser Arg Gly
 355 360 365

Gln Thr Pro Lys Ala Val Asp Val Leu Ala Lys Glu Ile Gly Leu Leu
 370 375 380

Ala Asp Glu Ile Glu Ile Tyr Gly Lys Ser Lys Ala Lys Val Arg Leu
 385 390 395 400

Ser Val Leu Glu Arg Leu Lys Asp Gln Ala Asp Gly Lys Tyr Val Leu
 405 410 415

Val Ala Gly Ile Thr Pro Thr Pro Leu Gly Glu Gly Lys Ser Thr Val
 420 425 430

Thr Ile Gly Leu Val Gln Ala Leu Thr Ala His Leu Asn Val Asn Ser
 435 440 445

Phe Ala Cys Leu Arg Gln Pro Ser Gln Gly Pro Thr Phe Gly Val Lys
 450 455 460

Gly Gly Ala Ala Gly Gly Gly Tyr Ala Gln Val Ile Pro Met Glu Glu
 465 470 475 480

Phe Asn Leu His Leu Thr Gly Asp Ile His Ala Ile Thr Ala Ala Asn
 485 490 495

Asn Leu Leu Ala Ala Ala Ile Asp Thr Arg Ile Leu His Glu Asn Thr
 500 505 510

Gln Thr Asp Lys Ala Leu Tyr Asn Arg Leu Val Pro Leu Val Asn Gly
 515 520 525

Val Arg Glu Phe Ser Glu Ile Gln Leu Ala Arg Leu Lys Lys Leu Gly
 530 535 540

Ile Asn Lys Thr Asp Pro Ser Thr Leu Thr Glu Glu Glu Val Ser Lys
 545 550 555 560

ES 2 534 734 B1

Phe Ala Arg Leu Asp Ile Asp Pro Ser Thr Ile Thr Trp Gln Arg Val
 565 570 575

Leu Asp Thr Asn Asp Arg Phe Leu Arg Lys Ile Thr Ile Gly Gln Gly
 580 585 590

Asn Thr Glu Lys Gly His Tyr Arg Gln Ala Gln Phe Asp Ile Ala Val
 595 600 605

Ala Ser Glu Ile Met Ala Val Leu Ala Leu Thr Asp Ser Leu Ala Asp
 610 615 620

Met Lys Ala Arg Leu Gly Arg Met Val Val Ala Ser Asp Lys Ser Gly
 625 630 635 640

Gln Pro Val Thr Ala Asp Asp Leu Gly Val Thr Gly Ala Leu Thr Val
 645 650 655

Leu Met Lys Asp Ala Ile Lys Pro Asn Leu Met Gln Thr Leu Glu Gly
 660 665 670

Thr Pro Val Phe Val His Ala Gly Pro Phe Ala Asn Ile Ala His Gly
 675 680 685

Asn Ser Ser Val Leu Ala Asp Lys Ile Ala Leu Lys Leu Val Gly Glu
 690 695 700

Glu Gly Phe Val Val Thr Glu Ala Gly Phe Gly Ala Asp Ile Gly Met
 705 710 715 720

Glu Lys Phe Phe Asn Ile Lys Cys Arg Ala Ser Gly Leu Val Pro Asn
 725 730 735

Val Val Val Leu Val Ala Thr Val Arg Ala Leu Lys Met His Gly Gly
 740 745 750

Gly Pro Ser Val Thr Ala Gly Val Pro Leu Lys Lys Glu Tyr Thr Glu
 755 760 765

Glu Asn Ile Gln Leu Val Ala Asp Gly Cys Cys Asn Leu Gln Lys Gln
 770 775 780

Ile Gln Ile Thr Gln Leu Phe Gly Val Pro Val Val Val Ala Leu Asn
 785 790 795 800

ES 2 534 734 B1

Val Phe Lys Thr Asp Thr Arg Ala Glu Ile Asp Leu Val Cys Glu Leu
805 810 815

Ala Lys Arg Ala Gly Ala Phe Asp Ala Val Pro Cys Tyr His Trp Ser
820 825 830

Val Gly Gly Lys Gly Ser Val Asp Leu Ala Arg Ala Val Arg Glu Ala
835 840 845

Ala Ser Lys Arg Ser Arg Phe Gln Phe Leu Tyr Asp Val Gln Val Pro
850 855 860

Ile Val Asp Lys Ile Arg Thr Ile Ala Gln Ala Val Tyr Gly Ala Lys
865 870 875 880

Asp Ile Glu Leu Ser Pro Glu Ala Gln Ala Lys Ile Asp Arg Tyr Thr
885 890 895

Gln Gln Gly Phe Gly Asn Leu Pro Ile Cys Met Ala Lys Thr His Leu
900 905 910

Ser Leu Ser His Gln Pro Asp Lys Lys Gly Val Pro Arg Asp Phe Ile
915 920 925

Leu Pro Ile Ser Asp Val Arg Ala Ser Ile Gly Ala Gly Phe Ile Tyr
930 935 940

Pro Leu Val Gly Thr Met Ser Thr Met Pro Gly Leu Pro Thr Arg Pro
945 950 955 960

Cys Phe Tyr Asp Ile Asp Leu Asp Thr Glu Thr Glu Gln Val Lys Gly
965 970 975

Leu Phe

<210> 137
<211> 275
<212> PRT
<213> Homo sapiens

<400> 137

Met Gly Thr Arg Leu Pro Leu Val Leu Arg Gln Leu Arg Arg Pro Pro
1 5 10 15

ES 2 534 734 B1

Gln Pro Pro Gly Pro Pro Arg Arg Leu Arg Val Pro Cys Arg Ala Ser
 20 25 30

Ser Gly Gly Gly Gly Gly Gly Gly Gly Gly Gly Arg Glu Gly Leu Leu Gly
 35 40 45

Gln Arg Arg Pro Gln Asp Gly Gln Ala Arg Ser Ser Cys Ser Pro Gly
 50 55 60

Gly Arg Thr Pro Ala Ala Arg Asp Ser Ile Val Arg Glu Val Ile Gln
 65 70 75 80

Asn Ser Lys Glu Val Leu Ser Leu Leu Gln Glu Lys Asn Pro Ala Phe
 85 90 95

Lys Pro Val Leu Ala Ile Ile Gln Ala Gly Asp Asp Asn Leu Met Gln
 100 105 110

Glu Ile Asn Gln Asn Leu Ala Glu Glu Ala Gly Leu Asn Ile Thr His
 115 120 125

Ile Cys Leu Pro Pro Asp Ser Ser Glu Ala Glu Ile Ile Asp Glu Ile
 130 135 140

Leu Lys Ile Asn Glu Asp Thr Arg Val His Gly Leu Ala Leu Gln Ile
 145 150 155 160

Ser Glu Asn Leu Phe Ser Asn Lys Val Leu Asn Ala Leu Lys Pro Glu
 165 170 175

Lys Asp Val Asp Gly Val Thr Asp Ile Asn Leu Gly Lys Leu Val Arg
 180 185 190

Gly Asp Ala His Glu Cys Phe Val Ser Pro Val Ala Lys Ala Val Ile
 195 200 205

Glu Leu Leu Glu Lys Ser Gly Val Asn Leu Asp Gly Lys Lys Ile Leu
 210 215 220

Val Val Gly Ala His Gly Ser Leu Glu Ala Ala Leu Gln Cys Leu Phe
 225 230 235 240

Gln Arg Lys Gly Ser Met Thr Met Ser Ile Gln Trp Lys Thr Arg Gln
 245 250 255

ES 2 534 734 B1

Leu Gln Ser Lys Thr Glu Ser Arg Ser Val Thr Arg Leu Glu Cys Arg
 260 265 270

Arg Val Ile
 275

<210> 138
 <211> 913
 <212> PRT
 <213> Homo sapiens

<400> 138

Met Gln Ser Arg Arg Ala Arg Pro Arg Arg Glu Val Ile Gln Asn Ser
 1 5 10 15

Lys Glu Val Leu Ser Leu Leu Gln Glu Lys Asn Pro Ala Phe Lys Pro
 20 25 30

Val Leu Ala Ile Ile Gln Ala Gly Asp Asp Asn Leu Met Gln Glu Ile
 35 40 45

Asn Gln Asn Leu Ala Glu Glu Ala Gly Leu Asn Ile Thr His Ile Cys
 50 55 60

Leu Pro Pro Asp Ser Ser Glu Ala Glu Ile Ile Asp Glu Ile Leu Lys
 65 70 75 80

Ile Asn Glu Asp Thr Arg Val His Gly Leu Ala Leu Gln Ile Ser Glu
 85 90 95

Asn Leu Phe Ser Asn Lys Val Leu Asn Ala Leu Lys Pro Glu Lys Asp
 100 105 110

Val Asp Gly Val Thr Asp Ile Asn Leu Gly Lys Leu Val Arg Gly Asp
 115 120 125

Ala His Glu Cys Phe Val Ser Pro Val Ala Lys Ala Val Ile Glu Leu
 130 135 140

Leu Glu Lys Ser Val Gly Val Asn Leu Asp Gly Lys Lys Ile Leu Val
 145 150 155 160

Val Gly Ala His Gly Ser Leu Glu Ala Ala Leu Gln Cys Leu Phe Gln
 165 170 175

ES 2 534 734 B1

Arg Lys Gly Ser Met Thr Met Ser Ile Gln Trp Lys Thr Arg Gln Leu
 180 185 190

Gln Ser Lys Leu His Glu Ala Asp Ile Val Val Leu Gly Ser Pro Lys
 195 200 205

Pro Glu Glu Ile Pro Leu Thr Trp Ile Gln Pro Gly Thr Thr Val Leu
 210 215 220

Asn Cys Ser His Asp Phe Leu Ser Gly Lys Val Gly Cys Gly Ser Pro
 225 230 235 240

Arg Ile His Phe Gly Gly Leu Ile Glu Glu Asp Asp Val Ile Leu Leu
 245 250 255

Ala Ala Ala Leu Arg Ile Gln Asn Met Val Ser Ser Gly Arg Arg Trp
 260 265 270

Leu Arg Glu Gln Gln His Arg Arg Trp Arg Leu His Cys Leu Lys Leu
 275 280 285

Gln Pro Leu Ser Pro Val Pro Ser Asp Ile Glu Ile Ser Arg Gly Gln
 290 295 300

Thr Pro Lys Ala Val Asp Val Leu Ala Lys Glu Ile Gly Leu Leu Ala
 305 310 315 320

Asp Glu Ile Glu Ile Tyr Gly Lys Ser Lys Ala Lys Val Arg Leu Ser
 325 330 335

Val Leu Glu Arg Leu Lys Asp Gln Ala Asp Gly Lys Tyr Val Leu Val
 340 345 350

Ala Gly Ile Thr Pro Thr Pro Leu Gly Glu Gly Lys Ser Thr Val Thr
 355 360 365

Ile Gly Leu Val Gln Ala Leu Thr Ala His Leu Asn Val Asn Ser Phe
 370 375 380

Ala Cys Leu Arg Gln Pro Ser Gln Gly Pro Thr Phe Gly Val Lys Gly
 385 390 395 400

Gly Ala Ala Gly Gly Gly Tyr Ala Gln Val Ile Pro Met Glu Glu Phe
 405 410 415

ES 2 534 734 B1

Asn Leu His Leu Thr Gly Asp Ile His Ala Ile Thr Ala Ala Asn Asn
 420 425 430

Leu Leu Ala Ala Ala Ile Asp Thr Arg Ile Leu His Glu Asn Thr Gln
 435 440 445

Thr Asp Lys Ala Leu Tyr Asn Arg Leu Val Pro Leu Val Asn Gly Val
 450 455 460

Arg Glu Phe Ser Glu Ile Gln Leu Ala Arg Leu Lys Lys Leu Gly Ile
 465 470 475 480

Asn Lys Thr Asp Pro Ser Thr Leu Thr Glu Glu Glu Val Ser Lys Phe
 485 490 495

Ala Arg Leu Asp Ile Asp Pro Ser Thr Ile Thr Trp Gln Arg Val Leu
 500 505 510

Asp Thr Asn Asp Arg Phe Leu Arg Lys Ile Thr Ile Gly Gln Gly Asn
 515 520 525

Thr Glu Lys Gly His Tyr Arg Gln Ala Gln Phe Asp Ile Ala Val Ala
 530 535 540

Ser Glu Ile Met Ala Val Leu Ala Leu Thr Asp Ser Leu Ala Asp Met
 545 550 555 560

Lys Ala Arg Leu Gly Arg Met Val Val Ala Ser Asp Lys Ser Gly Gln
 565 570 575

Pro Val Thr Ala Asp Asp Leu Gly Val Thr Gly Ala Leu Thr Val Leu
 580 585 590

Met Lys Asp Ala Ile Lys Pro Asn Leu Met Gln Thr Leu Glu Gly Thr
 595 600 605

Pro Val Phe Val His Ala Gly Pro Phe Ala Asn Ile Ala His Gly Asn
 610 615 620

Ser Ser Val Leu Ala Asp Lys Ile Ala Leu Lys Leu Val Gly Glu Glu
 625 630 635 640

Gly Phe Val Val Thr Glu Ala Gly Phe Gly Ala Asp Ile Gly Met Glu
 645 650 655

ES 2 534 734 B1

Lys Phe Phe Asn Ile Lys Cys Arg Ala Ser Gly Leu Val Pro Asn Val
 660 665 670

Val Val Leu Val Ala Thr Val Arg Ala Leu Lys Met His Gly Gly Gly
 675 680 685

Pro Ser Val Thr Ala Gly Val Pro Leu Lys Lys Glu Tyr Thr Glu Glu
 690 695 700

Asn Ile Gln Leu Val Ala Asp Gly Cys Cys Asn Leu Gln Lys Gln Ile
 705 710 715 720

Gln Ile Thr Gln Leu Phe Gly Val Pro Val Val Val Ala Leu Asn Val
 725 730 735

Phe Lys Thr Asp Thr Arg Ala Glu Ile Asp Leu Val Cys Glu Leu Ala
 740 745 750

Lys Arg Ala Gly Ala Phe Asp Ala Val Pro Cys Tyr His Trp Ser Val
 755 760 765

Gly Gly Lys Gly Ser Val Asp Leu Ala Arg Ala Val Arg Glu Ala Ala
 770 775 780

Ser Lys Arg Ser Arg Phe Gln Phe Leu Tyr Asp Val Gln Val Pro Ile
 785 790 795 800

Val Asp Lys Ile Arg Thr Ile Ala Gln Ala Val Tyr Gly Ala Lys Asp
 805 810 815

Ile Glu Leu Ser Pro Glu Ala Gln Ala Lys Ile Asp Arg Tyr Thr Gln
 820 825 830

Gln Gly Phe Gly Asn Leu Pro Ile Cys Met Ala Lys Thr His Leu Ser
 835 840 845

Leu Ser His Gln Pro Asp Lys Lys Gly Val Pro Arg Asp Phe Ile Leu
 850 855 860

Pro Ile Ser Asp Val Arg Ala Ser Ile Gly Ala Gly Phe Ile Tyr Pro
 865 870 875 880

Leu Val Gly Thr Met Ser Thr Met Pro Gly Leu Pro Thr Arg Pro Cys
 885 890 895

ES 2 534 734 B1

Phe Tyr Asp Ile Asp Leu Asp Thr Glu Thr Glu Gln Val Lys Gly Leu
 900 905 910

Phe

<210> 139
 <211> 2697
 <212> PRT
 <213> Homo sapiens
 <400> 139

Met Asn Gly Asp Met Pro His Val Pro Ile Thr Thr Leu Ala Gly Ile
 1 5 10 15

Ala Ser Leu Thr Asp Leu Leu Asn Gln Leu Pro Leu Pro Ser Pro Leu
 20 25 30

Pro Ala Thr Thr Thr Lys Ser Leu Leu Phe Asn Ala Arg Ile Ala Glu
 35 40 45

Glu Val Asn Cys Leu Leu Ala Cys Arg Asp Asp Asn Leu Val Ser Gln
 50 55 60

Leu Val His Ser Leu Asn Gln Val Ser Thr Asp His Ile Glu Leu Lys
 65 70 75 80

Asp Asn Leu Gly Ser Asp Asp Pro Glu Gly Asp Ile Pro Val Leu Leu
 85 90 95

Gln Ala Val Leu Ala Arg Ser Pro Asn Val Phe Arg Glu Lys Ser Met
 100 105 110

Gln Asn Arg Tyr Val Gln Ser Gly Met Met Met Ser Gln Tyr Lys Leu
 115 120 125

Ser Gln Asn Ser Met His Ser Ser Pro Ala Ser Ser Asn Tyr Gln Gln
 130 135 140

Thr Thr Ile Ser His Ser Pro Ser Ser Arg Phe Val Pro Pro Gln Thr
 145 150 155 160

Ser Ser Gly Asn Arg Phe Met Pro Gln Gln Asn Ser Pro Val Pro Ser
 165 170 175

ES 2 534 734 B1

Pro Tyr Ala Pro Gln Ser Pro Ala Gly Tyr Met Pro Tyr Ser His Pro
 180 185 190

Ser Ser Tyr Thr Thr His Pro Gln Met Gln Gln Ala Ser Val Ser Ser
 195 200 205

Pro Ile Val Ala Gly Gly Leu Arg Asn Ile His Asp Asn Lys Val Ser
 210 215 220

Gly Pro Leu Ser Gly Asn Ser Ala Asn His His Ala Asp Asn Pro Arg
 225 230 235 240

His Gly Ser Ser Glu Asp Tyr Leu His Met Val His Arg Leu Ser Ser
 245 250 255

Asp Asp Gly Asp Ser Ser Thr Met Arg Asn Ala Ala Ser Phe Pro Leu
 260 265 270

Arg Ser Pro Gln Pro Val Cys Ser Pro Ala Gly Ser Glu Gly Thr Pro
 275 280 285

Lys Gly Ser Arg Pro Pro Leu Ile Leu Gln Ser Gln Ser Leu Pro Cys
 290 295 300

Ser Ser Pro Arg Asp Val Pro Pro Asp Ile Leu Leu Asp Ser Pro Glu
 305 310 315 320

Arg Lys Gln Lys Lys Gln Lys Lys Met Lys Leu Gly Lys Asp Glu Lys
 325 330 335

Glu Gln Ser Glu Lys Ala Ala Met Tyr Asp Ile Ile Ser Ser Pro Ser
 340 345 350

Lys Asp Ser Thr Lys Leu Thr Leu Arg Leu Ser Arg Val Arg Ser Ser
 355 360 365

Asp Met Asp Gln Gln Glu Asp Met Ile Ser Gly Val Glu Asn Ser Asn
 370 375 380

Val Ser Glu Asn Asp Ile Pro Phe Asn Val Gln Tyr Pro Gly Gln Thr
 385 390 395 400

Ser Lys Thr Pro Ile Thr Pro Gln Asp Ile Asn Arg Pro Leu Asn Ala
 405 410 415

ES 2 534 734 B1

Ala Gln Cys Leu Ser Gln Gln Glu Gln Thr Ala Phe Leu Pro Ala Asn
 420 425 430

Gln Val Pro Val Leu Gln Gln Asn Thr Ser Val Ala Ala Lys Gln Pro
 435 440 445

Gln Thr Ser Val Val Gln Asn Gln Gln Gln Ile Ser Gln Gln Gly Pro
 450 455 460

Ile Tyr Asp Glu Val Glu Leu Asp Ala Leu Ala Glu Ile Glu Arg Ile
 465 470 475 480

Glu Arg Glu Ser Ala Ile Glu Arg Glu Arg Phe Ser Lys Glu Val Gln
 485 490 495

Asp Lys Asp Lys Pro Leu Lys Lys Arg Lys Gln Asp Ser Tyr Pro Gln
 500 505 510

Glu Ala Gly Gly Ala Thr Gly Gly Asn Arg Pro Ala Ser Gln Glu Thr
 515 520 525

Gly Ser Thr Gly Asn Gly Ser Arg Pro Ala Leu Met Val Ser Ile Asp
 530 535 540

Leu His Gln Ala Gly Arg Val Asp Ser Gln Ala Ser Ile Thr Gln Asp
 545 550 555 560

Ser Asp Ser Ile Lys Lys Pro Glu Glu Ile Lys Gln Cys Asn Asp Ala
 565 570 575

Pro Val Ser Val Leu Gln Glu Asp Ile Val Gly Ser Leu Lys Ser Thr
 580 585 590

Pro Glu Asn His Pro Glu Thr Pro Lys Lys Lys Ser Asp Pro Glu Leu
 595 600 605

Ser Lys Ser Glu Met Lys Gln Ser Glu Ser Arg Leu Ala Glu Ser Lys
 610 615 620

Pro Asn Glu Asn Arg Leu Val Glu Thr Lys Ser Ser Glu Asn Lys Leu
 625 630 635 640

Glu Thr Lys Val Glu Thr Gln Thr Glu Glu Leu Lys Gln Asn Glu Ser
 645 650 655

ES 2 534 734 B1

Arg Thr Thr Glu Cys Lys Gln Asn Glu Ser Thr Ile Val Glu Pro Lys
660 665 670

Gln Asn Glu Asn Arg Leu Ser Asp Thr Lys Pro Asn Asp Asn Lys Gln
675 680 685

Asn Asn Gly Arg Ser Glu Thr Thr Lys Ser Arg Pro Glu Thr Pro Lys
690 695 700

Gln Lys Gly Glu Ser Arg Pro Glu Thr Pro Lys Gln Lys Ser Asp Gly
705 710 715 720

His Pro Glu Thr Pro Lys Gln Lys Gly Asp Gly Arg Pro Glu Thr Pro
725 730 735

Lys Gln Lys Gly Glu Ser Arg Pro Glu Thr Pro Lys Gln Lys Asn Glu
740 745 750

Gly Arg Pro Glu Thr Pro Lys His Arg His Asp Asn Arg Arg Asp Ser
755 760 765

Gly Lys Pro Ser Thr Glu Lys Lys Pro Glu Val Ser Lys His Lys Gln
770 775 780

Asp Thr Lys Ser Asp Ser Pro Arg Leu Lys Ser Glu Arg Ala Glu Ala
785 790 795 800

Leu Lys Gln Arg Pro Asp Gly Arg Ser Val Ser Glu Ser Leu Arg Arg
805 810 815

Asp His Asp Asn Lys Gln Lys Ser Asp Asp Arg Gly Glu Ser Glu Arg
820 825 830

His Arg Gly Asp Gln Ser Arg Val Arg Arg Pro Glu Thr Leu Arg Ser
835 840 845

Ser Ser Arg Asn Glu His Gly Ile Lys Ser Asp Ser Ser Lys Thr Asp
850 855 860

Lys Leu Glu Arg Lys His Arg His Glu Ser Gly Asp Ser Arg Glu Arg
865 870 875 880

Pro Ser Ser Gly Glu Gln Lys Ser Arg Pro Asp Ser Pro Arg Val Lys
885 890 895

ES 2 534 734 B1

Gln Gly Asp Ser Asn Lys Ser Arg Ser Asp Lys Leu Gly Phe Lys Ser
 900 905 910

Pro Thr Ser Lys Asp Asp Lys Arg Thr Glu Gly Asn Lys Ser Lys Val
 915 920 925

Asp Thr Asn Lys Ala His Pro Asp Asn Lys Ala Glu Phe Pro Ser Tyr
 930 935 940

Leu Leu Gly Gly Arg Ser Gly Ala Leu Lys Asn Phe Val Ile Pro Lys
 945 950 955 960

Ile Lys Arg Asp Lys Asp Gly Asn Val Thr Gln Glu Thr Lys Lys Met
 965 970 975

Glu Met Lys Gly Glu Pro Lys Asp Lys Val Glu Lys Ile Gly Leu Val
 980 985 990

Glu Asp Leu Asn Lys Gly Ala Lys Pro Val Val Val Leu Gln Lys Leu
 995 1000 1005

Ser Leu Asp Asp Val Gln Lys Leu Ile Lys Asp Arg Glu Asp Lys
 1010 1015 1020

Ser Arg Ser Ser Leu Lys Pro Ile Lys Asn Lys Pro Ser Lys Ser
 1025 1030 1035

Asn Lys Gly Ser Ile Asp Gln Ser Val Leu Lys Glu Leu Pro Pro
 1040 1045 1050

Glu Leu Leu Ala Glu Ile Glu Ser Thr Met Pro Leu Cys Glu Arg
 1055 1060 1065

Val Lys Met Asn Lys Arg Lys Arg Ser Thr Val Asn Glu Lys Pro
 1070 1075 1080

Lys Tyr Ala Glu Ile Ser Ser Asp Glu Asp Asn Asp Ser Asp Glu
 1085 1090 1095

Ala Phe Glu Ser Ser Arg Lys Arg His Lys Lys Asp Asp Asp Lys
 1100 1105 1110

Ala Trp Glu Tyr Glu Glu Arg Asp Arg Arg Ser Ser Gly Asp His
 1115 1120 1125

ES 2 534 734 B1

Arg	Arg	Ser	Gly	His	Ser	His	Glu	Gly	Arg	Arg	Ser	Ser	Gly	Gly
	1130					1135					1140			
Gly	Arg	Tyr	Arg	Asn	Arg	Ser	Pro	Ser	Asp	Ser	Asp	Met	Glu	Asp
	1145					1150					1155			
Tyr	Ser	Pro	Pro	Pro	Ser	Leu	Ser	Glu	Val	Ala	Arg	Lys	Met	Lys
	1160					1165					1170			
Lys	Lys	Glu	Lys	Gln	Lys	Lys	Arg	Lys	Ala	Tyr	Glu	Pro	Lys	Leu
	1175					1180					1185			
Thr	Pro	Glu	Glu	Met	Met	Asp	Ser	Ser	Thr	Phe	Lys	Arg	Phe	Thr
	1190					1195					1200			
Ala	Ser	Ile	Glu	Asn	Ile	Leu	Asp	Asn	Leu	Glu	Asp	Met	Asp	Phe
	1205					1210					1215			
Thr	Ala	Phe	Gly	Asp	Asp	Asp	Glu	Ile	Pro	Gln	Glu	Leu	Leu	Leu
	1220					1225					1230			
Gly	Lys	His	Gln	Leu	Asn	Glu	Leu	Gly	Ser	Glu	Ser	Ala	Lys	Ile
	1235					1240					1245			
Lys	Ala	Met	Gly	Ile	Met	Asp	Lys	Leu	Ser	Thr	Asp	Lys	Thr	Val
	1250					1255					1260			
Lys	Val	Leu	Asn	Ile	Leu	Glu	Lys	Asn	Ile	Gln	Asp	Gly	Ser	Lys
	1265					1270					1275			
Leu	Ser	Thr	Leu	Leu	Asn	His	Asn	Asn	Asp	Thr	Glu	Glu	Glu	Glu
	1280					1285					1290			
Arg	Leu	Trp	Arg	Asp	Leu	Ile	Met	Glu	Arg	Val	Thr	Lys	Ser	Ala
	1295					1300					1305			
Asp	Ala	Cys	Leu	Thr	Thr	Ile	Asn	Ile	Met	Thr	Ser	Pro	Asn	Met
	1310					1315					1320			
Pro	Lys	Ala	Val	Tyr	Ile	Glu	Asp	Val	Ile	Glu	Arg	Val	Ile	Gln
	1325					1330					1335			
Tyr	Thr	Lys	Phe	His	Leu	Gln	Asn	Thr	Leu	Tyr	Pro	Gln	Tyr	Asp
	1340					1345					1350			

ES 2 534 734 B1

Pro	Val	Tyr	Arg	Leu	Asp	Pro	His	Gly	Gly	Gly	Leu	Leu	Ser	Ser
1355						1360					1365			
Lys	Ala	Lys	Arg	Ala	Lys	Cys	Ser	Thr	His	Lys	Gln	Arg	Val	Ile
1370						1375					1380			
Val	Met	Leu	Tyr	Asn	Lys	Val	Cys	Asp	Ile	Val	Ser	Ser	Leu	Ser
1385						1390					1395			
Glu	Leu	Leu	Glu	Ile	Gln	Leu	Leu	Thr	Asp	Thr	Thr	Ile	Leu	Gln
1400						1405					1410			
Val	Ser	Ser	Met	Gly	Ile	Thr	Pro	Phe	Phe	Val	Glu	Asn	Val	Ser
1415						1420					1425			
Glu	Leu	Gln	Leu	Cys	Ala	Ile	Lys	Leu	Val	Thr	Ala	Val	Phe	Ser
1430						1435					1440			
Arg	Tyr	Glu	Lys	His	Arg	Gln	Leu	Ile	Leu	Glu	Glu	Ile	Phe	Thr
1445						1450					1455			
Ser	Leu	Ala	Arg	Leu	Pro	Thr	Ser	Lys	Arg	Ser	Leu	Arg	Asn	Phe
1460						1465					1470			
Arg	Leu	Asn	Ser	Ser	Asp	Met	Asp	Gly	Glu	Pro	Met	Tyr	Ile	Gln
1475						1480					1485			
Met	Val	Thr	Ala	Leu	Val	Leu	Gln	Leu	Ile	Gln	Cys	Val	Val	His
1490						1495					1500			
Leu	Pro	Ser	Ser	Glu	Lys	Asp	Ser	Asn	Ala	Glu	Glu	Asp	Ser	Asn
1505						1510					1515			
Lys	Lys	Ile	Asp	Gln	Asp	Val	Val	Ile	Thr	Asn	Ser	Tyr	Glu	Thr
1520						1525					1530			
Ala	Met	Arg	Thr	Ala	Gln	Asn	Phe	Leu	Ser	Ile	Phe	Leu	Lys	Lys
1535						1540					1545			
Cys	Gly	Ser	Lys	Gln	Gly	Glu	Glu	Asp	Tyr	Arg	Pro	Leu	Phe	Glu
1550						1555					1560			
Asn	Phe	Val	Gln	Asp	Leu	Leu	Ser	Thr	Val	Asn	Lys	Pro	Glu	Trp
1565						1570					1575			

ES 2 534 734 B1

Pro Ala Ala Glu Leu Leu Leu Ser Leu Leu Gly Arg Leu Leu Val
1580 1585 1590

His Gln Phe Ser Asn Lys Ser Thr Glu Met Ala Leu Arg Val Ala
1595 1600 1605

Ser Leu Asp Tyr Leu Gly Thr Val Ala Ala Arg Leu Arg Lys Asp
1610 1615 1620

Ala Val Thr Ser Lys Met Asp Gln Gly Ser Ile Glu Arg Ile Leu
1625 1630 1635

Lys Gln Val Ser Gly Gly Glu Asp Glu Ile Gln Gln Leu Gln Lys
1640 1645 1650

Ala Leu Leu Asp Tyr Leu Asp Glu Asn Thr Glu Thr Asp Pro Ser
1655 1660 1665

Leu Val Phe Ser Arg Lys Phe Tyr Ile Ala Gln Trp Phe Arg Asp
1670 1675 1680

Thr Thr Leu Glu Thr Glu Lys Ala Met Lys Ser Gln Lys Asp Glu
1685 1690 1695

Glu Ser Ser Glu Gly Thr His His Ala Lys Glu Ile Glu Thr Thr
1700 1705 1710

Gly Gln Ile Met His Arg Ala Glu Asn Arg Lys Lys Phe Leu Arg
1715 1720 1725

Ser Ile Ile Lys Thr Thr Pro Ser Gln Phe Ser Thr Leu Lys Met
1730 1735 1740

Asn Ser Asp Thr Val Asp Tyr Asp Asp Ala Cys Leu Ile Val Arg
1745 1750 1755

Tyr Leu Ala Ser Met Arg Pro Phe Ala Gln Ser Phe Asp Ile Tyr
1760 1765 1770

Leu Thr Gln Ile Leu Arg Val Leu Gly Glu Asn Ala Ile Ala Val
1775 1780 1785

Arg Thr Lys Ala Met Lys Cys Leu Ser Glu Val Val Ala Val Asp
1790 1795 1800

ES 2 534 734 B1

Pro	Ser	Ile	Leu	Ala	Arg	Leu	Asp	Met	Gln	Arg	Gly	Val	His	Gly
	1805					1810					1815			
Arg	Leu	Met	Asp	Asn	Ser	Thr	Ser	Val	Arg	Glu	Ala	Ala	Val	Glu
	1820					1825					1830			
Leu	Leu	Gly	Arg	Phe	Val	Leu	Cys	Arg	Pro	Gln	Leu	Ala	Glu	Gln
	1835					1840					1845			
Tyr	Tyr	Asp	Met	Leu	Ile	Glu	Arg	Ile	Leu	Asp	Thr	Gly	Ile	Ser
	1850					1855					1860			
Val	Arg	Lys	Arg	Val	Ile	Lys	Ile	Leu	Arg	Asp	Ile	Cys	Ile	Glu
	1865					1870					1875			
Gln	Pro	Thr	Phe	Pro	Lys	Ile	Thr	Glu	Met	Cys	Val	Lys	Met	Ile
	1880					1885					1890			
Arg	Arg	Val	Asn	Asp	Glu	Glu	Gly	Ile	Lys	Lys	Leu	Val	Asn	Glu
	1895					1900					1905			
Thr	Phe	Gln	Lys	Leu	Trp	Phe	Thr	Pro	Thr	Pro	His	Asn	Asp	Lys
	1910					1915					1920			
Glu	Ala	Met	Thr	Arg	Lys	Ile	Leu	Asn	Ile	Thr	Asp	Val	Val	Ala
	1925					1930					1935			
Ala	Cys	Arg	Asp	Thr	Gly	Tyr	Asp	Trp	Phe	Glu	Gln	Leu	Leu	Gln
	1940					1945					1950			
Asn	Leu	Leu	Lys	Ser	Glu	Glu	Asp	Ser	Ser	Tyr	Lys	Pro	Val	Lys
	1955					1960					1965			
Lys	Ala	Cys	Thr	Gln	Leu	Val	Asp	Asn	Leu	Val	Glu	His	Ile	Leu
	1970					1975					1980			
Lys	Tyr	Glu	Glu	Ser	Leu	Ala	Asp	Ser	Asp	Asn	Lys	Gly	Val	Asn
	1985					1990					1995			
Ser	Gly	Arg	Leu	Val	Ala	Cys	Ile	Thr	Thr	Leu	Phe	Leu	Phe	Ser
	2000					2005					2010			
Lys	Ile	Arg	Pro	Gln	Leu	Met	Val	Lys	His	Ala	Met	Thr	Met	Gln
	2015					2020					2025			

ES 2 534 734 B1

Pro	Tyr	Leu	Thr	Thr	Lys	Cys	Ser	Thr	Gln	Asn	Asp	Phe	Met	Val
2030						2035					2040			
Ile	Cys	Asn	Val	Ala	Lys	Ile	Leu	Glu	Leu	Val	Val	Pro	Leu	Met
2045						2050					2055			
Glu	His	Pro	Ser	Glu	Thr	Phe	Leu	Ala	Thr	Ile	Glu	Glu	Asp	Leu
2060						2065					2070			
Met	Lys	Leu	Ile	Ile	Lys	Tyr	Gly	Met	Thr	Val	Val	Gln	His	Cys
2075						2080					2085			
Val	Ser	Cys	Leu	Gly	Ala	Val	Val	Asn	Lys	Val	Thr	Gln	Asn	Phe
2090						2095					2100			
Lys	Phe	Val	Trp	Ala	Cys	Phe	Asn	Arg	Tyr	Tyr	Gly	Ala	Ile	Ser
2105						2110					2115			
Lys	Leu	Lys	Ser	Gln	His	Gln	Glu	Asp	Pro	Asn	Asn	Thr	Ser	Leu
2120						2125					2130			
Leu	Thr	Asn	Lys	Pro	Ala	Leu	Leu	Arg	Ser	Leu	Phe	Thr	Val	Gly
2135						2140					2145			
Ala	Leu	Cys	Arg	His	Phe	Asp	Phe	Asp	Leu	Glu	Asp	Phe	Lys	Gly
2150						2155					2160			
Asn	Ser	Lys	Val	Asn	Ile	Lys	Asp	Lys	Val	Leu	Glu	Leu	Leu	Met
2165						2170					2175			
Tyr	Phe	Thr	Lys	His	Ser	Asp	Glu	Glu	Val	Gln	Thr	Lys	Ala	Ile
2180						2185					2190			
Ile	Gly	Leu	Gly	Phe	Ala	Phe	Ile	Gln	His	Pro	Ser	Leu	Met	Phe
2195						2200					2205			
Glu	Gln	Glu	Val	Lys	Asn	Leu	Tyr	Asn	Asn	Ile	Leu	Ser	Asp	Lys
2210						2215					2220			
Asn	Ser	Ser	Val	Asn	Leu	Lys	Ile	Gln	Val	Leu	Lys	Asn	Leu	Gln
2225						2230					2235			
Thr	Tyr	Leu	Gln	Glu	Glu	Asp	Thr	Arg	Met	Gln	Gln	Ala	Asp	Arg
2240						2245					2250			

ES 2 534 734 B1

Asp	Trp	Lys	Lys	Val	Ala	Lys	Gln	Glu	Asp	Leu	Lys	Glu	Met	Gly
2255						2260					2265			
Asp	Val	Ser	Ser	Gly	Met	Ser	Ser	Ser	Ile	Met	Gln	Leu	Tyr	Leu
2270						2275					2280			
Lys	Gln	Val	Leu	Glu	Ala	Phe	Phe	His	Thr	Gln	Ser	Ser	Val	Arg
2285						2290					2295			
His	Phe	Ala	Leu	Asn	Val	Ile	Ala	Leu	Thr	Leu	Asn	Gln	Gly	Leu
2300						2305					2310			
Ile	His	Pro	Val	Gln	Cys	Val	Pro	Tyr	Leu	Ile	Ala	Met	Gly	Thr
2315						2320					2325			
Asp	Pro	Glu	Pro	Ala	Met	Arg	Asn	Lys	Ala	Asp	Gln	Gln	Leu	Val
2330						2335					2340			
Glu	Ile	Asp	Lys	Lys	Tyr	Ala	Gly	Phe	Ile	His	Met	Lys	Ala	Val
2345						2350					2355			
Ala	Gly	Met	Lys	Met	Ser	Tyr	Gln	Val	Gln	Gln	Ala	Ile	Asn	Thr
2360						2365					2370			
Cys	Leu	Lys	Asp	Pro	Val	Arg	Gly	Phe	Arg	Gln	Asp	Glu	Ser	Ser
2375						2380					2385			
Ser	Ala	Leu	Cys	Ser	His	Leu	Tyr	Ser	Met	Ile	Arg	Gly	Asn	Arg
2390						2395					2400			
Gln	His	Arg	Arg	Ala	Phe	Leu	Ile	Ser	Leu	Leu	Asn	Leu	Phe	Asp
2405						2410					2415			
Asp	Thr	Ala	Lys	Thr	Asp	Val	Thr	Met	Leu	Leu	Tyr	Ile	Ala	Asp
2420						2425					2430			
Asn	Leu	Ala	Cys	Phe	Pro	Tyr	Gln	Thr	Gln	Glu	Glu	Pro	Leu	Phe
2435						2440					2445			
Ile	Met	His	His	Ile	Asp	Ile	Thr	Leu	Ser	Val	Ser	Gly	Ser	Asn
2450						2455					2460			
Leu	Leu	Gln	Ser	Phe	Lys	Glu	Ser	Met	Val	Lys	Asp	Lys	Arg	Lys
2465						2470					2475			

ES 2 534 734 B1

Glu	Arg	Lys	Ser	Ser	Pro	Ser	Lys	Glu	Asn	Glu	Ser	Ser	Asp	Ser
	2480					2485					2490			
Glu	Glu	Glu	Val	Ser	Arg	Pro	Arg	Lys	Ser	Arg	Lys	Arg	Val	Asp
	2495					2500					2505			
Ser	Asp	Ser	Asp	Ser	Asp	Ser	Glu	Asp	Asp	Ile	Asn	Ser	Val	Met
	2510					2515					2520			
Lys	Cys	Leu	Pro	Glu	Asn	Ser	Ala	Pro	Leu	Ile	Glu	Phe	Ala	Asn
	2525					2530					2535			
Val	Ser	Gln	Gly	Ile	Leu	Leu	Leu	Leu	Met	Leu	Lys	Gln	His	Leu
	2540					2545					2550			
Lys	Asn	Leu	Cys	Gly	Phe	Ser	Asp	Ser	Lys	Ile	Gln	Lys	Tyr	Ser
	2555					2560					2565			
Pro	Ser	Glu	Ser	Ala	Lys	Val	Tyr	Asp	Lys	Ala	Ile	Asn	Arg	Lys
	2570					2575					2580			
Thr	Gly	Val	His	Phe	His	Pro	Lys	Gln	Thr	Leu	Asp	Phe	Leu	Arg
	2585					2590					2595			
Ser	Asp	Met	Ala	Asn	Ser	Lys	Ile	Thr	Glu	Glu	Val	Lys	Arg	Ser
	2600					2605					2610			
Ile	Val	Lys	Gln	Tyr	Leu	Asp	Phe	Lys	Leu	Leu	Met	Glu	His	Leu
	2615					2620					2625			
Asp	Pro	Asp	Glu	Glu	Glu	Glu	Glu	Gly	Glu	Val	Ser	Ala	Ser	Thr
	2630					2635					2640			
Asn	Ala	Arg	Asn	Lys	Ala	Ile	Thr	Ser	Leu	Leu	Gly	Gly	Gly	Ser
	2645					2650					2655			
Pro	Lys	Asn	Asn	Thr	Ala	Ala	Glu	Thr	Glu	Asp	Asp	Glu	Ser	Asp
	2660					2665					2670			
Gly	Glu	Asp	Arg	Gly	Gly	Gly	Thr	Ser	Gly	Val	Arg	Arg	Arg	Arg
	2675					2680					2685			
Ser	Gln	Arg	Ile	Ser	Gln	Arg	Ile	Thr						
	2690					2695								

ES 2 534 734 B1

<210> 140
 <211> 2804
 <212> PRT
 <213> Homo sapiens

<400> 140

Met Asn Gly Asp Met Pro His Val Pro Ile Thr Thr Leu Ala Gly Ile
 1 5 10 15

Ala Ser Leu Thr Asp Leu Leu Asn Gln Leu Pro Leu Pro Ser Pro Leu
 20 25 30

Pro Ala Thr Thr Thr Lys Ser Leu Leu Phe Asn Ala Arg Ile Ala Glu
 35 40 45

Glu Val Asn Cys Leu Leu Ala Cys Arg Asp Asp Asn Leu Val Ser Gln
 50 55 60

Leu Val His Ser Leu Asn Gln Val Ser Thr Asp His Ile Glu Leu Lys
 65 70 75 80

Asp Asn Leu Gly Ser Asp Asp Pro Glu Gly Asp Ile Pro Val Leu Leu
 85 90 95

Gln Ala Val Leu Ala Arg Ser Pro Asn Val Phe Arg Glu Lys Ser Met
 100 105 110

Gln Asn Arg Tyr Val Gln Ser Gly Met Met Met Ser Gln Tyr Lys Leu
 115 120 125

Ser Gln Asn Ser Met His Ser Ser Pro Ala Ser Ser Asn Tyr Gln Gln
 130 135 140

Thr Thr Ile Ser His Ser Pro Ser Ser Arg Phe Val Pro Pro Gln Thr
 145 150 155 160

Ser Ser Gly Asn Arg Phe Met Pro Gln Gln Asn Ser Pro Val Pro Ser
 165 170 175

Pro Tyr Ala Pro Gln Ser Pro Ala Gly Tyr Met Pro Tyr Ser His Pro
 180 185 190

Ser Ser Tyr Thr Thr His Pro Gln Met Gln Gln Ala Ser Val Ser Ser
 195 200 205

ES 2 534 734 B1

Pro Ile Val Ala Gly Gly Leu Arg Asn Ile His Asp Asn Lys Val Ser
 210 215 220

Gly Pro Leu Ser Gly Asn Ser Ala Asn His His Ala Asp Asn Pro Arg
 225 230 235 240

His Gly Ser Ser Glu Asp Tyr Leu His Met Val His Arg Leu Ser Ser
 245 250 255

Asp Asp Gly Asp Ser Ser Thr Met Arg Asn Ala Ala Ser Phe Pro Leu
 260 265 270

Arg Ser Pro Gln Pro Val Cys Ser Pro Ala Gly Ser Glu Gly Thr Pro
 275 280 285

Lys Gly Ser Arg Pro Pro Leu Ile Leu Gln Ser Gln Ser Leu Pro Cys
 290 295 300

Ser Ser Pro Arg Asp Val Pro Pro Asp Ile Leu Leu Asp Ser Pro Glu
 305 310 315 320

Arg Lys Gln Lys Lys Gln Lys Lys Met Lys Leu Gly Lys Asp Glu Lys
 325 330 335

Glu Gln Ser Glu Lys Ala Ala Met Tyr Asp Ile Ile Ser Ser Pro Ser
 340 345 350

Lys Asp Ser Thr Lys Leu Thr Leu Arg Leu Ser Arg Val Arg Ser Ser
 355 360 365

Asp Met Asp Gln Gln Glu Asp Met Ile Ser Gly Val Glu Asn Ser Asn
 370 375 380

Val Ser Glu Asn Asp Ile Pro Phe Asn Val Gln Tyr Pro Gly Gln Thr
 385 390 395 400

Ser Lys Thr Pro Ile Thr Pro Gln Asp Ile Asn Arg Pro Leu Asn Ala
 405 410 415

Ala Gln Cys Leu Ser Gln Gln Glu Gln Thr Ala Phe Leu Pro Ala Asn
 420 425 430

Gln Val Pro Val Leu Gln Gln Asn Thr Ser Val Ala Ala Lys Gln Pro
 435 440 445

ES 2 534 734 B1

Gln Thr Ser Val Val Gln Asn Gln Gln Gln Ile Ser Gln Gln Gly Pro
 450 455 460

Ile Tyr Asp Glu Val Glu Leu Asp Ala Leu Ala Glu Ile Glu Arg Ile
 465 470 475 480

Glu Arg Glu Ser Ala Ile Glu Arg Glu Arg Phe Ser Lys Glu Val Gln
 485 490 495

Asp Lys Asp Lys Pro Leu Lys Lys Arg Lys Gln Asp Ser Tyr Pro Gln
 500 505 510

Glu Ala Gly Gly Ala Thr Gly Gly Asn Arg Pro Ala Ser Gln Glu Thr
 515 520 525

Gly Ser Thr Gly Asn Gly Ser Arg Pro Ala Leu Met Val Ser Ile Asp
 530 535 540

Leu His Gln Ala Gly Arg Val Asp Ser Gln Ala Ser Ile Thr Gln Asp
 545 550 555 560

Ser Asp Ser Ile Lys Lys Pro Glu Glu Ile Lys Gln Cys Asn Asp Ala
 565 570 575

Pro Val Ser Val Leu Gln Glu Asp Ile Val Gly Ser Leu Lys Ser Thr
 580 585 590

Pro Glu Asn His Pro Glu Thr Pro Lys Lys Lys Ser Asp Pro Glu Leu
 595 600 605

Ser Lys Ser Glu Met Lys Gln Ser Glu Ser Arg Leu Ala Glu Ser Lys
 610 615 620

Pro Asn Glu Asn Arg Leu Val Glu Thr Lys Ser Ser Glu Asn Lys Leu
 625 630 635 640

Glu Thr Lys Val Glu Thr Gln Thr Glu Glu Leu Lys Gln Asn Glu Ser
 645 650 655

Arg Thr Thr Glu Cys Lys Gln Asn Glu Ser Thr Ile Val Glu Pro Lys
 660 665 670

Gln Asn Glu Asn Arg Leu Ser Asp Thr Lys Pro Asn Asp Asn Lys Gln
 675 680 685

ES 2 534 734 B1

Asn Asn Gly Arg Ser Glu Thr Thr Lys Ser Arg Pro Glu Thr Pro Lys
 690 695 700

Gln Lys Gly Glu Ser Arg Pro Glu Thr Pro Lys Gln Lys Ser Asp Gly
 705 710 715 720

His Pro Glu Thr Pro Lys Gln Lys Gly Asp Gly Arg Pro Glu Thr Pro
 725 730 735

Lys Gln Lys Gly Glu Ser Arg Pro Glu Thr Pro Lys Gln Lys Asn Glu
 740 745 750

Gly Arg Pro Glu Thr Pro Lys His Arg His Asp Asn Arg Arg Asp Ser
 755 760 765

Gly Lys Pro Ser Thr Glu Lys Lys Pro Glu Val Ser Lys His Lys Gln
 770 775 780

Asp Thr Lys Ser Asp Ser Pro Arg Leu Lys Ser Glu Arg Ala Glu Ala
 785 790 795 800

Leu Lys Gln Arg Pro Asp Gly Arg Ser Val Ser Glu Ser Leu Arg Arg
 805 810 815

Asp His Asp Asn Lys Gln Lys Ser Asp Asp Arg Gly Glu Ser Glu Arg
 820 825 830

His Arg Gly Asp Gln Ser Arg Val Arg Arg Pro Glu Thr Leu Arg Ser
 835 840 845

Ser Ser Arg Asn Glu His Gly Ile Lys Ser Asp Ser Ser Lys Thr Asp
 850 855 860

Lys Leu Glu Arg Lys His Arg His Glu Ser Gly Asp Ser Arg Glu Arg
 865 870 875 880

Pro Ser Ser Gly Glu Gln Lys Ser Arg Pro Asp Ser Pro Arg Val Lys
 885 890 895

Gln Gly Asp Ser Asn Lys Ser Arg Ser Asp Lys Leu Gly Phe Lys Ser
 900 905 910

Pro Thr Ser Lys Asp Asp Lys Arg Thr Glu Gly Asn Lys Ser Lys Val
 915 920 925

ES 2 534 734 B1

Asp Thr Asn Lys Ala His Pro Asp Asn Lys Ala Glu Phe Pro Ser Tyr
 930 935 940

Leu Leu Gly Gly Arg Ser Gly Ala Leu Lys Asn Phe Val Ile Pro Lys
 945 950 955 960

Ile Lys Arg Asp Lys Asp Gly Asn Val Thr Gln Glu Thr Lys Lys Met
 965 970 975

Glu Met Lys Gly Glu Pro Lys Asp Lys Val Glu Lys Ile Gly Leu Val
 980 985 990

Glu Asp Leu Asn Lys Gly Ala Lys Pro Val Val Val Leu Gln Lys Leu
 995 1000 1005

Ser Leu Asp Asp Val Gln Lys Leu Ile Lys Asp Arg Glu Asp Lys
 1010 1015 1020

Ser Arg Ser Ser Leu Lys Pro Ile Lys Asn Lys Pro Ser Lys Ser
 1025 1030 1035

Asn Lys Gly Ser Ile Asp Gln Ser Val Leu Lys Glu Leu Pro Pro
 1040 1045 1050

Glu Leu Leu Ala Glu Ile Glu Ser Thr Met Pro Leu Cys Glu Arg
 1055 1060 1065

Val Lys Met Asn Lys Arg Lys Arg Ser Thr Val Asn Glu Lys Pro
 1070 1075 1080

Lys Tyr Ala Glu Ile Ser Ser Asp Glu Asp Asn Asp Ser Asp Glu
 1085 1090 1095

Ala Phe Glu Ser Ser Arg Lys Arg His Lys Lys Asp Asp Asp Lys
 1100 1105 1110

Ala Trp Glu Tyr Glu Glu Arg Asp Arg Arg Ser Ser Gly Asp His
 1115 1120 1125

Arg Arg Ser Gly His Ser His Glu Gly Arg Arg Ser Ser Gly Gly
 1130 1135 1140

Gly Arg Tyr Arg Asn Arg Ser Pro Ser Asp Ser Asp Met Glu Asp
 1145 1150 1155

ES 2 534 734 B1

Tyr	Ser	Pro	Pro	Pro	Ser	Leu	Ser	Glu	Val	Ala	Arg	Lys	Met	Lys
1160						1165					1170			
Lys	Lys	Glu	Lys	Gln	Lys	Lys	Arg	Lys	Ala	Tyr	Glu	Pro	Lys	Leu
1175						1180					1185			
Thr	Pro	Glu	Glu	Met	Met	Asp	Ser	Ser	Thr	Phe	Lys	Arg	Phe	Thr
1190						1195					1200			
Ala	Ser	Ile	Glu	Asn	Ile	Leu	Asp	Asn	Leu	Glu	Asp	Met	Asp	Phe
1205						1210					1215			
Thr	Ala	Phe	Gly	Asp	Asp	Asp	Glu	Ile	Pro	Gln	Glu	Leu	Leu	Leu
1220						1225					1230			
Gly	Lys	His	Gln	Leu	Asn	Glu	Leu	Gly	Ser	Glu	Ser	Ala	Lys	Ile
1235						1240					1245			
Lys	Ala	Met	Gly	Ile	Met	Asp	Lys	Leu	Ser	Thr	Asp	Lys	Thr	Val
1250						1255					1260			
Lys	Val	Leu	Asn	Ile	Leu	Glu	Lys	Asn	Ile	Gln	Asp	Gly	Ser	Lys
1265						1270					1275			
Leu	Ser	Thr	Leu	Leu	Asn	His	Asn	Asn	Asp	Thr	Glu	Glu	Glu	Glu
1280						1285					1290			
Arg	Leu	Trp	Arg	Asp	Leu	Ile	Met	Glu	Arg	Val	Thr	Lys	Ser	Ala
1295						1300					1305			
Asp	Ala	Cys	Leu	Thr	Thr	Ile	Asn	Ile	Met	Thr	Ser	Pro	Asn	Met
1310						1315					1320			
Pro	Lys	Ala	Val	Tyr	Ile	Glu	Asp	Val	Ile	Glu	Arg	Val	Ile	Gln
1325						1330					1335			
Tyr	Thr	Lys	Phe	His	Leu	Gln	Asn	Thr	Leu	Tyr	Pro	Gln	Tyr	Asp
1340						1345					1350			
Pro	Val	Tyr	Arg	Leu	Asp	Pro	His	Gly	Gly	Gly	Leu	Leu	Ser	Ser
1355						1360					1365			
Lys	Ala	Lys	Arg	Ala	Lys	Cys	Ser	Thr	His	Lys	Gln	Arg	Val	Ile
1370						1375					1380			

ES 2 534 734 B1

Val	Met	Leu	Tyr	Asn	Lys	Val	Cys	Asp	Ile	Val	Ser	Ser	Leu	Ser
	1385					1390					1395			
Glu	Leu	Leu	Glu	Ile	Gln	Leu	Leu	Thr	Asp	Thr	Thr	Ile	Leu	Gln
	1400					1405					1410			
Val	Ser	Ser	Met	Gly	Ile	Thr	Pro	Phe	Phe	Val	Glu	Asn	Val	Ser
	1415					1420					1425			
Glu	Leu	Gln	Leu	Cys	Ala	Ile	Lys	Leu	Val	Thr	Ala	Val	Phe	Ser
	1430					1435					1440			
Arg	Tyr	Glu	Lys	His	Arg	Gln	Leu	Ile	Leu	Glu	Glu	Ile	Phe	Thr
	1445					1450					1455			
Ser	Leu	Ala	Arg	Leu	Pro	Thr	Ser	Lys	Arg	Ser	Leu	Arg	Asn	Phe
	1460					1465					1470			
Arg	Leu	Asn	Ser	Ser	Asp	Met	Asp	Gly	Glu	Pro	Met	Tyr	Ile	Gln
	1475					1480					1485			
Met	Val	Thr	Ala	Leu	Val	Leu	Gln	Leu	Ile	Gln	Cys	Val	Val	His
	1490					1495					1500			
Leu	Pro	Ser	Ser	Glu	Lys	Asp	Ser	Asn	Ala	Glu	Glu	Asp	Ser	Asn
	1505					1510					1515			
Lys	Lys	Ile	Asp	Gln	Asp	Val	Val	Ile	Thr	Asn	Ser	Tyr	Glu	Thr
	1520					1525					1530			
Ala	Met	Arg	Thr	Ala	Gln	Asn	Phe	Leu	Ser	Ile	Phe	Leu	Lys	Lys
	1535					1540					1545			
Cys	Gly	Ser	Lys	Gln	Gly	Glu	Glu	Asp	Tyr	Arg	Pro	Leu	Phe	Glu
	1550					1555					1560			
Asn	Phe	Val	Gln	Asp	Leu	Leu	Ser	Thr	Val	Asn	Lys	Pro	Glu	Trp
	1565					1570					1575			
Pro	Ala	Ala	Glu	Leu	Leu	Leu	Ser	Leu	Leu	Gly	Arg	Leu	Leu	Val
	1580					1585					1590			
His	Gln	Phe	Ser	Asn	Lys	Ser	Thr	Glu	Met	Ala	Leu	Arg	Val	Ala
	1595					1600					1605			

ES 2 534 734 B1

Ser	Leu	Asp	Tyr	Leu	Gly	Thr	Val	Ala	Ala	Arg	Leu	Arg	Lys	Asp
1610						1615					1620			
Ala	Val	Thr	Ser	Lys	Met	Asp	Gln	Gly	Ser	Ile	Glu	Arg	Ile	Leu
1625						1630					1635			
Lys	Gln	Val	Ser	Gly	Gly	Glu	Asp	Glu	Ile	Gln	Gln	Leu	Gln	Lys
1640						1645					1650			
Ala	Leu	Leu	Asp	Tyr	Leu	Asp	Glu	Asn	Thr	Glu	Thr	Asp	Pro	Ser
1655						1660					1665			
Leu	Val	Phe	Ser	Arg	Lys	Phe	Tyr	Ile	Ala	Gln	Trp	Phe	Arg	Asp
1670						1675					1680			
Thr	Thr	Leu	Glu	Thr	Glu	Lys	Ala	Met	Lys	Ser	Gln	Lys	Asp	Glu
1685						1690					1695			
Glu	Ser	Ser	Glu	Gly	Thr	His	His	Ala	Lys	Glu	Ile	Glu	Thr	Thr
1700						1705					1710			
Gly	Gln	Ile	Met	His	Arg	Ala	Glu	Asn	Arg	Lys	Lys	Phe	Leu	Arg
1715						1720					1725			
Ser	Ile	Ile	Lys	Thr	Thr	Pro	Ser	Gln	Phe	Ser	Thr	Leu	Lys	Met
1730						1735					1740			
Asn	Ser	Asp	Thr	Val	Asp	Tyr	Asp	Asp	Ala	Cys	Leu	Ile	Val	Arg
1745						1750					1755			
Tyr	Leu	Ala	Ser	Met	Arg	Pro	Phe	Ala	Gln	Ser	Phe	Asp	Ile	Tyr
1760						1765					1770			
Leu	Thr	Gln	Ile	Leu	Arg	Val	Leu	Gly	Glu	Asn	Ala	Ile	Ala	Val
1775						1780					1785			
Arg	Thr	Lys	Ala	Met	Lys	Cys	Leu	Ser	Glu	Val	Val	Ala	Val	Asp
1790						1795					1800			
Pro	Ser	Ile	Leu	Ala	Arg	Leu	Asp	Met	Gln	Arg	Gly	Val	His	Gly
1805						1810					1815			
Arg	Leu	Met	Asp	Asn	Ser	Thr	Ser	Val	Arg	Glu	Ala	Ala	Val	Glu
1820						1825					1830			

ES 2 534 734 B1

Leu 1835	Leu	Gly	Arg	Phe	Val	Leu 1840	Cys	Arg	Pro	Gln	Leu 1845	Ala	Glu	Gln
Tyr 1850	Tyr	Asp	Met	Leu	Ile	Glu 1855	Arg	Ile	Leu	Asp	Thr 1860	Gly	Ile	Ser
Val 1865	Arg	Lys	Arg	Val	Ile	Lys 1870	Ile	Leu	Arg	Asp	Ile 1875	Cys	Ile	Glu
Gln 1880	Pro	Thr	Phe	Pro	Lys	Ile 1885	Thr	Glu	Met	Cys	Val 1890	Lys	Met	Ile
Arg 1895	Arg	Val	Asn	Asp	Glu	Glu 1900	Gly	Ile	Lys	Lys	Leu 1905	Val	Asn	Glu
Thr 1910	Phe	Gln	Lys	Leu	Trp	Phe 1915	Thr	Pro	Thr	Pro	His 1920	Asn	Asp	Lys
Glu 1925	Ala	Met	Thr	Arg	Lys	Ile 1930	Leu	Asn	Ile	Thr	Asp 1935	Val	Val	Ala
Ala 1940	Cys	Arg	Asp	Thr	Gly	Tyr 1945	Asp	Trp	Phe	Glu	Gln 1950	Leu	Leu	Gln
Asn 1955	Leu	Leu	Lys	Ser	Glu	Glu 1960	Asp	Ser	Ser	Tyr	Lys 1965	Pro	Val	Lys
Lys 1970	Ala	Cys	Thr	Gln	Leu	Val 1975	Asp	Asn	Leu	Val	Glu 1980	His	Ile	Leu
Lys 1985	Tyr	Glu	Glu	Ser	Leu	Ala 1990	Asp	Ser	Asp	Asn	Lys 1995	Gly	Val	Asn
Ser 2000	Gly	Arg	Leu	Val	Ala	Cys 2005	Ile	Thr	Thr	Leu	Phe 2010	Leu	Phe	Ser
Lys 2015	Ile	Arg	Pro	Gln	Leu	Met 2020	Val	Lys	His	Ala	Met 2025	Thr	Met	Gln
Pro 2030	Tyr	Leu	Thr	Thr	Lys	Cys 2035	Ser	Thr	Gln	Asn	Asp 2040	Phe	Met	Val
Ile 2045	Cys	Asn	Val	Ala	Lys	Ile 2050	Leu	Glu	Leu	Val	Val 2055	Pro	Leu	Met

ES 2 534 734 B1

Glu	His	Pro	Ser	Glu	Thr	Phe	Leu	Ala	Thr	Ile	Glu	Glu	Asp	Leu
	2060					2065					2070			
Met	Lys	Leu	Ile	Ile	Lys	Tyr	Gly	Met	Thr	Val	Val	Gln	His	Cys
	2075					2080					2085			
Val	Ser	Cys	Leu	Gly	Ala	Val	Val	Asn	Lys	Val	Thr	Gln	Asn	Phe
	2090					2095					2100			
Lys	Phe	Val	Trp	Ala	Cys	Phe	Asn	Arg	Tyr	Tyr	Gly	Ala	Ile	Ser
	2105					2110					2115			
Lys	Leu	Lys	Ser	Gln	His	Gln	Glu	Asp	Pro	Asn	Asn	Thr	Ser	Leu
	2120					2125					2130			
Leu	Thr	Asn	Lys	Pro	Ala	Leu	Leu	Arg	Ser	Leu	Phe	Thr	Val	Gly
	2135					2140					2145			
Ala	Leu	Cys	Arg	His	Phe	Asp	Phe	Asp	Leu	Glu	Asp	Phe	Lys	Gly
	2150					2155					2160			
Asn	Ser	Lys	Val	Asn	Ile	Lys	Asp	Lys	Val	Leu	Glu	Leu	Leu	Met
	2165					2170					2175			
Tyr	Phe	Thr	Lys	His	Ser	Asp	Glu	Glu	Val	Gln	Thr	Lys	Ala	Ile
	2180					2185					2190			
Ile	Gly	Leu	Gly	Phe	Ala	Phe	Ile	Gln	His	Pro	Ser	Leu	Met	Phe
	2195					2200					2205			
Glu	Gln	Glu	Val	Lys	Asn	Leu	Tyr	Asn	Asn	Ile	Leu	Ser	Asp	Lys
	2210					2215					2220			
Asn	Ser	Ser	Val	Asn	Leu	Lys	Ile	Gln	Val	Leu	Lys	Asn	Leu	Gln
	2225					2230					2235			
Thr	Tyr	Leu	Gln	Glu	Glu	Asp	Thr	Arg	Met	Gln	Gln	Ala	Asp	Arg
	2240					2245					2250			
Asp	Trp	Lys	Lys	Val	Ala	Lys	Gln	Glu	Asp	Leu	Lys	Glu	Met	Gly
	2255					2260					2265			
Asp	Val	Ser	Ser	Gly	Met	Ser	Ser	Ser	Ile	Met	Gln	Leu	Tyr	Leu
	2270					2275					2280			

ES 2 534 734 B1

Lys	Gln	Val	Leu	Glu	Ala	Phe	Phe	His	Thr	Gln	Ser	Ser	Val	Arg
2285						2290					2295			
His	Phe	Ala	Leu	Asn	Val	Ile	Ala	Leu	Thr	Leu	Asn	Gln	Gly	Leu
2300						2305					2310			
Ile	His	Pro	Val	Gln	Cys	Val	Pro	Tyr	Leu	Ile	Ala	Met	Gly	Thr
2315						2320					2325			
Asp	Pro	Glu	Pro	Ala	Met	Arg	Asn	Lys	Ala	Asp	Gln	Gln	Leu	Val
2330						2335					2340			
Glu	Ile	Asp	Lys	Lys	Tyr	Ala	Gly	Phe	Ile	His	Met	Lys	Ala	Val
2345						2350					2355			
Ala	Gly	Met	Lys	Met	Ser	Tyr	Gln	Val	Gln	Gln	Ala	Ile	Asn	Thr
2360						2365					2370			
Cys	Leu	Lys	Asp	Pro	Val	Arg	Gly	Phe	Arg	Gln	Asp	Glu	Ser	Ser
2375						2380					2385			
Ser	Ala	Leu	Cys	Ser	His	Leu	Tyr	Ser	Met	Ile	Arg	Gly	Asn	Arg
2390						2395					2400			
Gln	His	Arg	Arg	Ala	Phe	Leu	Ile	Ser	Leu	Leu	Asn	Leu	Phe	Asp
2405						2410					2415			
Asp	Thr	Ala	Lys	Thr	Asp	Val	Thr	Met	Leu	Leu	Tyr	Ile	Ala	Asp
2420						2425					2430			
Asn	Leu	Ala	Cys	Phe	Pro	Tyr	Gln	Thr	Gln	Glu	Glu	Pro	Leu	Phe
2435						2440					2445			
Ile	Met	His	His	Ile	Asp	Ile	Thr	Leu	Ser	Val	Ser	Gly	Ser	Asn
2450						2455					2460			
Leu	Leu	Gln	Ser	Phe	Lys	Glu	Ser	Met	Val	Lys	Asp	Lys	Arg	Lys
2465						2470					2475			
Glu	Arg	Lys	Ser	Ser	Pro	Ser	Lys	Glu	Asn	Glu	Ser	Ser	Asp	Ser
2480						2485					2490			
Glu	Glu	Glu	Val	Ser	Arg	Pro	Arg	Lys	Ser	Arg	Lys	Arg	Val	Asp
2495						2500					2505			

ES 2 534 734 B1

Ser	Asp	Ser	Asp	Ser	Asp	Ser	Glu	Asp	Asp	Ile	Asn	Ser	Val	Met
2510						2515					2520			
Lys	Cys	Leu	Pro	Glu	Asn	Ser	Ala	Pro	Leu	Ile	Glu	Phe	Ala	Asn
2525						2530					2535			
Val	Ser	Gln	Gly	Ile	Leu	Leu	Leu	Leu	Met	Leu	Lys	Gln	His	Leu
2540						2545					2550			
Lys	Asn	Leu	Cys	Gly	Phe	Ser	Asp	Ser	Lys	Ile	Gln	Lys	Tyr	Ser
2555						2560					2565			
Pro	Ser	Glu	Ser	Ala	Lys	Val	Tyr	Asp	Lys	Ala	Ile	Asn	Arg	Lys
2570						2575					2580			
Thr	Gly	Val	His	Phe	His	Pro	Lys	Gln	Thr	Leu	Asp	Phe	Leu	Arg
2585						2590					2595			
Ser	Asp	Met	Ala	Asn	Ser	Lys	Ile	Thr	Glu	Glu	Val	Lys	Arg	Ser
2600						2605					2610			
Ile	Val	Lys	Gln	Tyr	Leu	Asp	Phe	Lys	Leu	Leu	Met	Glu	His	Leu
2615						2620					2625			
Asp	Pro	Asp	Glu	Glu	Glu	Glu	Glu	Gly	Glu	Val	Ser	Ala	Ser	Thr
2630						2635					2640			
Asn	Ala	Arg	Asn	Lys	Ala	Ile	Thr	Ser	Leu	Leu	Gly	Gly	Gly	Ser
2645						2650					2655			
Pro	Lys	Asn	Asn	Thr	Ala	Ala	Glu	Thr	Glu	Asp	Asp	Glu	Ser	Asp
2660						2665					2670			
Gly	Glu	Asp	Arg	Gly	Gly	Gly	Thr	Ser	Gly	Ser	Leu	Arg	Arg	Ser
2675						2680					2685			
Lys	Arg	Asn	Ser	Asp	Ser	Thr	Glu	Leu	Ala	Ala	Gln	Met	Asn	Glu
2690						2695					2700			
Ser	Val	Asp	Val	Met	Asp	Val	Ile	Ala	Ile	Cys	Cys	Pro	Lys	Tyr
2705						2710					2715			
Lys	Asp	Arg	Pro	Gln	Ile	Ala	Arg	Val	Val	Gln	Lys	Thr	Ser	Ser
2720						2725					2730			

ES 2 534 734 B1

Gly Phe Ser Val Gln Trp Met Ala Gly Ser Tyr Ser Gly Ser Trp
 2735 2740 2745

Thr Glu Ala Lys Arg Arg Asp Gly Arg Lys Leu Val Pro Trp Val
 2750 2755 2760

Asp Thr Ile Lys Glu Ser Asp Ile Ile Tyr Lys Lys Ile Ala Leu
 2765 2770 2775

Thr Ser Ala Asn Lys Leu Thr Asn Lys Val Val Gln Thr Leu Arg
 2780 2785 2790

Ser Leu Tyr Ala Ala Lys Asp Gly Thr Ser Ser
 2795 2800

<210> 141
 <211> 379
 <212> PRT
 <213> Homo sapiens

<400> 141

Met Glu Met Ala Glu Ala Glu Leu His Lys Glu Arg Leu Gln Ala Ile
 1 5 10 15

Ala Glu Lys Arg Lys Arg Gln Thr Glu Ile Glu Gly Lys Arg Gln Gln
 20 25 30

Leu Asp Glu Gln Ile Leu Leu Leu Gln His Ser Lys Ser Lys Val Leu
 35 40 45

Arg Glu Lys Trp Leu Leu Gln Gly Ile Pro Ala Gly Thr Ala Glu Glu
 50 55 60

Glu Glu Ala Arg Arg Arg Gln Ser Glu Glu Asp Glu Phe Arg Val Lys
 65 70 75 80

Gln Leu Glu Asp Asn Ile Gln Arg Leu Glu Gln Glu Ile Gln Thr Leu
 85 90 95

Glu Ser Glu Glu Ser Gln Ile Ser Ala Lys Glu Gln Ile Ile Leu Glu
 100 105 110

Lys Leu Lys Glu Thr Glu Lys Ser Phe Lys Asp Phe Gln Lys Gly Phe
 115 120 125

ES 2 534 734 B1

Ser Ser Thr Asp Gly Ala Val Tyr Ala Met Glu Ile Asn Val Glu Lys
 130 135 140

Asp Lys Gln Thr Gly Glu Thr Lys Ile Leu Ser Thr Ser Thr Ile Gly
 145 150 155 160

Pro Glu Gly Val His Gln Lys Gly Val Lys Val Tyr Asp Asp Gly Thr
 165 170 175

Lys Val Val Tyr Glu Val Arg Ser Gly Gly Thr Val Val Glu Asn Gly
 180 185 190

Val His Lys Leu Ser Thr Lys Asp Val Glu Glu Leu Ile Gln Lys Ala
 195 200 205

Gly Gln Ser Ser Leu Gly Gly Gly His Val Ser Glu Arg Thr Val Ile
 210 215 220

Ala Asp Gly Ser Leu Ser His Pro Lys Glu His Met Leu Cys Lys Glu
 225 230 235 240

Ala Lys Leu Glu Met Val His Lys Ser Arg Lys Asp His Ser Ser Gly
 245 250 255

Asn Pro Gly Gln Gln Ala Gln Ala Pro Ser Ala Ala Gly Pro Glu Ala
 260 265 270

Asn Leu Asp Gln Pro Val Thr Met Ile Phe Met Gly Tyr Gln Asn Ile
 275 280 285

Glu Asp Glu Glu Glu Thr Lys Lys Val Leu Gly Tyr Asp Glu Thr Ile
 290 295 300

Lys Ala Glu Leu Val Leu Ile Asp Glu Asp Asp Glu Lys Ser Leu Arg
 305 310 315 320

Glu Lys Thr Val Thr Asp Val Ser Thr Ile Asp Gly Asn Ala Ala Glu
 325 330 335

Leu Val Ser Gly Arg Pro Val Ser Asp Thr Thr Glu Pro Ser Ser Pro
 340 345 350

Glu Gly Lys Glu Glu Ser Leu Ala Thr Glu Pro Ala Pro Gly Thr Gln
 355 360 365

ES 2 534 734 B1

Lys Lys Lys Arg Cys Gln Cys Cys Val Val Met
 370 375

<210> 142
 <211> 411
 <212> PRT
 <213> Homo sapiens

<400> 142

Met Ala Glu Ala Glu Leu His Lys Glu Arg Leu Gln Ala Ile Ala Glu
 1 5 10 15

Lys Arg Lys Arg Gln Thr Glu Ile Glu Gly Lys Arg Gln Gln Leu Asp
 20 25 30

Glu Gln Ile Leu Leu Leu Gln His Ser Lys Ser Lys Val Leu Arg Glu
 35 40 45

Lys Trp Leu Leu Gln Gly Ile Pro Ala Gly Thr Ala Glu Glu Glu Glu
 50 55 60

Ala Arg Arg Arg Gln Ser Glu Glu Asp Glu Phe Arg Val Lys Gln Leu
 65 70 75 80

Glu Asp Asn Ile Gln Arg Leu Glu Gln Glu Ile Gln Thr Leu Glu Ser
 85 90 95

Glu Glu Ser Gln Ile Ser Ala Lys Glu Gln Ile Ile Leu Glu Lys Leu
 100 105 110

Lys Glu Thr Glu Lys Ser Phe Lys Asp Phe Gln Lys Gly Phe Ser Ser
 115 120 125

Thr Asp Gly Asp Ala Val Asn Tyr Ile Ser Ser Gln Leu Pro Asp Leu
 130 135 140

Pro Ile Leu Cys Ser Arg Thr Ala Glu Pro Ser Pro Gly Gln Asp Gly
 145 150 155 160

Thr Ser Arg Ala Ala Ala Val Tyr Ala Met Glu Ile Asn Val Glu Lys
 165 170 175

Asp Lys Gln Thr Gly Glu Thr Lys Ile Leu Ser Thr Ser Thr Ile Gly
 180 185 190

ES 2 534 734 B1

Pro Glu Gly Val His Gln Lys Gly Val Lys Val Tyr Asp Asp Gly Thr
 195 200 205

Lys Val Val Tyr Glu Val Arg Ser Gly Gly Thr Val Val Glu Asn Gly
 210 215 220

Val His Lys Leu Ser Thr Lys Asp Val Glu Glu Leu Ile Gln Lys Ala
 225 230 235 240

Gly Gln Ser Ser Leu Gly Gly Gly His Val Ser Glu Arg Thr Val Ile
 245 250 255

Ala Asp Gly Ser Leu Ser His Pro Lys Glu His Met Leu Cys Lys Glu
 260 265 270

Ala Lys Leu Glu Met Val His Lys Ser Arg Lys Asp His Ser Ser Gly
 275 280 285

Asn Pro Gly Gln Gln Ala Gln Ala Pro Ser Ala Ala Gly Pro Glu Ala
 290 295 300

Asn Leu Asp Gln Pro Val Thr Met Ile Phe Met Gly Tyr Gln Asn Ile
 305 310 315 320

Glu Asp Glu Glu Glu Thr Lys Lys Val Leu Gly Tyr Asp Glu Thr Ile
 325 330 335

Lys Ala Glu Leu Val Leu Ile Asp Glu Asp Asp Glu Lys Ser Leu Arg
 340 345 350

Glu Lys Thr Val Thr Asp Val Ser Thr Ile Asp Gly Asn Ala Ala Glu
 355 360 365

Leu Val Ser Gly Arg Pro Val Ser Asp Thr Thr Glu Pro Ser Ser Pro
 370 375 380

Glu Gly Lys Glu Glu Ser Leu Ala Thr Glu Pro Ala Pro Gly Thr Gln
 385 390 395 400

Lys Lys Lys Arg Cys Gln Cys Cys Val Val Met
 405 410

<210> 143

<211> 191

ES 2 534 734 B1

<212> PRT

<213> Homo sapiens

<400> 143

Met Gly Lys Gln Asn Ser Lys Leu Ala Pro Glu Val Met Glu Asp Leu
1 5 10 15

Val Lys Ser Thr Glu Phe Asn Glu His Glu Leu Lys Gln Trp Tyr Lys
20 25 30

Gly Phe Leu Lys Asp Cys Pro Ser Gly Arg Leu Asn Leu Glu Glu Phe
35 40 45

Gln Gln Leu Tyr Val Lys Phe Phe Pro Tyr Gly Asp Ala Ser Lys Phe
50 55 60

Ala Gln His Ala Phe Arg Thr Phe Asp Lys Asn Gly Asp Gly Thr Ile
65 70 75 80

Asp Phe Arg Glu Phe Ile Cys Ala Leu Ser Ile Thr Ser Arg Gly Ser
85 90 95

Phe Glu Gln Lys Leu Asn Trp Ala Phe Asn Met Tyr Asp Leu Asp Gly
100 105 110

Asp Gly Lys Ile Thr Arg Val Glu Met Leu Glu Ile Ile Glu Ala Ile
115 120 125

Tyr Lys Met Val Gly Thr Val Ile Met Met Lys Met Asn Glu Asp Gly
130 135 140

Leu Thr Pro Glu Gln Arg Val Asp Lys Ile Phe Ser Lys Met Asp Lys
145 150 155 160

Asn Lys Asp Asp Gln Ile Thr Leu Asp Glu Phe Lys Glu Ala Ala Lys
165 170 175

Ser Asp Pro Ser Ile Val Leu Leu Leu Gln Cys Asp Ile Gln Lys
180 185 190

<210> 144

<211> 1192

<212> PRT

<213> Homo sapiens

ES 2 534 734 B1

<400> 144

Met Pro Arg Arg Ala Gly Ser Gly Gln Leu Pro Leu Pro Arg Gly Trp
 1 5 10 15

Glu Glu Ala Arg Asp Tyr Asp Gly Lys Val Phe Tyr Ile Asp His Asn
 20 25 30

Thr Arg Arg Thr Ser Trp Ile Asp Pro Arg Asp Arg Leu Thr Lys Pro
 35 40 45

Leu Ser Phe Ala Asp Cys Val Gly Asp Glu Leu Pro Trp Gly Trp Glu
 50 55 60

Ala Gly Phe Asp Pro Gln Ile Gly Val Tyr Tyr Ile Asp His Ile Asn
 65 70 75 80

Lys Thr Thr Gln Ile Glu Asp Pro Arg Lys Gln Trp Arg Gly Glu Gln
 85 90 95

Glu Lys Met Leu Lys Asp Tyr Leu Ser Val Ala Gln Asp Ala Leu Arg
 100 105 110

Thr Gln Lys Glu Leu Tyr His Val Lys Glu Gln Arg Leu Ala Leu Ala
 115 120 125

Leu Asp Glu Tyr Val Arg Leu Asn Asp Ala Tyr Lys Glu Lys Ser Ser
 130 135 140

Ser His Thr Ser Leu Phe Ser Gly Ser Ser Ser Thr Lys Tyr Asp
 145 150 155 160

Pro Asp Ile Leu Lys Ala Glu Ile Ser Thr Thr Arg Leu Arg Val Lys
 165 170 175

Lys Leu Lys Arg Glu Leu Ser Gln Met Lys Gln Glu Leu Leu Tyr Lys
 180 185 190

Glu Gln Gly Phe Glu Thr Leu Gln Gln Ile Asp Lys Lys Met Ser Gly
 195 200 205

Gly Gln Ser Gly Tyr Glu Leu Ser Glu Ala Lys Ala Ile Leu Thr Glu
 210 215 220

ES 2 534 734 B1

Leu Lys Ser Ile Arg Lys Ala Ile Ser Ser Gly Glu Lys Glu Lys Gln
 225 230 235 240

Asp Leu Met Gln Ser Leu Ala Lys Leu Gln Glu Arg Phe His Leu Asp
 245 250 255

Gln Asn Ile Gly Arg Ser Glu Pro Asp Leu Arg Cys Ser Pro Val Asn
 260 265 270

Ser His Leu Cys Leu Ser Arg Gln Thr Leu Asp Ala Gly Ser Gln Thr
 275 280 285

Ser Ile Ser Gly Asp Ile Gly Val Arg Ser Arg Ser Asn Leu Ala Glu
 290 295 300

Lys Val Arg Leu Ser Leu Gln Tyr Glu Glu Ala Lys Arg Ser Met Ala
 305 310 315 320

Asn Leu Lys Ile Glu Leu Ser Lys Leu Asp Ser Glu Ala Trp Pro Gly
 325 330 335

Ala Leu Asp Ile Glu Lys Glu Lys Leu Met Leu Ile Asn Glu Lys Glu
 340 345 350

Glu Leu Leu Lys Glu Leu Gln Phe Val Thr Pro Gln Lys Arg Thr Gln
 355 360 365

Asp Glu Leu Glu Arg Leu Glu Ala Glu Arg Gln Arg Leu Glu Glu Glu
 370 375 380

Leu Leu Ser Val Arg Gly Thr Pro Ser Arg Ala Leu Ala Glu Arg Leu
 385 390 395 400

Arg Leu Glu Glu Arg Arg Lys Glu Leu Leu Gln Lys Leu Glu Glu Thr
 405 410 415

Thr Lys Leu Thr Thr Tyr Leu His Ser Gln Leu Lys Ser Leu Ser Ala
 420 425 430

Ser Thr Leu Ser Met Ser Ser Gly Ser Ser Leu Gly Ser Leu Ala Ser
 435 440 445

Ser Arg Gly Ser Leu Asn Thr Ser Ser Arg Gly Ser Leu Asn Ser Leu
 450 455 460

ES 2 534 734 B1

Ser Ser Thr Glu Leu Tyr Tyr Ser Ser Gln Ser Asp Gln Ile Asp Val
 465 470 475 480

Asp Tyr Gln Tyr Lys Leu Asp Phe Leu Leu Gln Glu Lys Ser Gly Tyr
 485 490 495

Ile Pro Ser Gly Pro Ile Thr Thr Ile His Glu Asn Glu Val Val Lys
 500 505 510

Ser Pro Ser Gln Pro Gly Gln Ser Gly Leu Cys Gly Val Ala Ala Ala
 515 520 525

Ala Thr Gly His Thr Pro Pro Leu Ala Glu Ala Pro Lys Ser Val Ala
 530 535 540

Ser Leu Ser Ser Arg Ser Ser Leu Ser Ser Leu Ser Pro Pro Gly Ser
 545 550 555 560

Pro Leu Val Leu Glu Gly Thr Phe Pro Met Ser Ser Ser His Asp Ala
 565 570 575

Ser Leu His Gln Phe Thr Ala Asp Phe Glu Asp Cys Glu Leu Ser Ser
 580 585 590

His Phe Ala Asp Ile Ser Leu Ile Glu Asn Gln Ile Leu Leu Asp Ser
 595 600 605

Asp Ser Gly Gly Ala Ser Gln Ser Leu Ser Glu Asp Lys Asp Leu Asn
 610 615 620

Glu Cys Ala Arg Glu Pro Leu Tyr Glu Gly Thr Ala Asp Val Glu Lys
 625 630 635 640

Ser Leu Pro Lys Arg Arg Val Ile His Leu Leu Gly Glu Lys Thr Thr
 645 650 655

Cys Val Ser Ala Ala Val Ser Asp Glu Ser Val Ala Gly Asp Ser Gly
 660 665 670

Val Tyr Glu Ala Phe Val Lys Gln Pro Ser Glu Met Glu Asp Val Thr
 675 680 685

Tyr Ser Glu Glu Asp Val Ala Ile Val Glu Thr Ala Gln Val Gln Ile
 690 695 700

ES 2 534 734 B1

Gly Leu Arg Tyr Asn Ala Lys Ser Ser Ser Phe Met Val Ile Ile Ala
705 710 715 720

Gln Leu Arg Asn Leu His Ala Phe Leu Ile Pro His Thr Ser Lys Val
725 730 735

Tyr Phe Arg Val Ala Val Leu Pro Ser Ser Thr Asp Val Ser Cys Leu
740 745 750

Phe Arg Thr Lys Val His Pro Pro Thr Glu Ser Ile Leu Phe Asn Asp
755 760 765

Val Phe Arg Val Ala Ile Ser Gln Thr Ala Leu Gln Gln Lys Thr Leu
770 775 780

Arg Val Asp Leu Cys Ser Val Ser Lys His Arg Arg Glu Glu Cys Leu
785 790 795 800

Ala Gly Thr Gln Ile Ser Leu Ala Asp Leu Pro Phe Ser Ser Glu Val
805 810 815

Phe Thr Leu Trp Tyr Asn Leu Leu Pro Ser Lys Gln Met Pro Cys Lys
820 825 830

Lys Asn Glu Glu Asn Glu Asp Ser Val Phe Gln Pro Asn Gln Pro Leu
835 840 845

Val Asp Ser Ile Asp Leu Asp Ala Val Ser Ala Leu Leu Ala Arg Thr
850 855 860

Ser Ala Glu Leu Leu Ala Val Glu Gln Glu Leu Ala Gln Glu Glu Glu
865 870 875 880

Glu Glu Ser Gly Gln Glu Glu Pro Arg Gly Pro Asp Gly Asp Trp Leu
885 890 895

Thr Met Leu Arg Glu Ala Ser Asp Glu Ile Val Ala Glu Lys Glu Ala
900 905 910

Glu Val Lys Leu Pro Glu Asp Ser Ser Cys Thr Glu Asp Leu Ser Ser
915 920 925

ES 2 534 734 B1

Cys Thr Ser Val Pro Glu Met Asn Glu Asp Gly Asn Arg Lys Glu Ser
 930 935 940

Asn Cys Ala Lys Asp Leu Arg Ser Gln Pro Pro Thr Arg Ile Pro Thr
 945 950 955 960

Leu Val Asp Lys Glu Thr Asn Thr Asp Glu Ala Ala Asn Asp Asn Met
 965 970 975

Ala Val Arg Pro Lys Glu Arg Ser Ser Leu Ser Ser Arg Gln His Pro
 980 985 990

Phe Val Arg Ser Ser Val Ile Val Arg Ser Gln Thr Phe Ser Pro Gly
 995 1000 1005

Glu Arg Asn Gln Tyr Ile Cys Arg Leu Asn Arg Ser Asp Ser Asp
 1010 1015 1020

Ser Ser Thr Leu Ala Lys Lys Ser Leu Phe Val Arg Asn Ser Thr
 1025 1030 1035

Glu Arg Arg Ser Leu Arg Val Lys Arg Thr Val Cys Gln Ser Val
 1040 1045 1050

Leu Arg Arg Thr Thr Gln Glu Cys Pro Val Arg Thr Ser Leu Asp
 1055 1060 1065

Leu Glu Leu Asp Leu Gln Ala Ser Leu Thr Arg Gln Ser Arg Leu
 1070 1075 1080

Asn Asp Glu Leu Gln Ala Leu Arg Asp Leu Arg Gln Lys Leu Glu
 1085 1090 1095

Glu Leu Lys Ala Gln Gly Glu Thr Asp Leu Pro Pro Gly Val Leu
 1100 1105 1110

Glu Asp Glu Arg Phe Gln Arg Leu Leu Lys Gln Ala Glu Lys Gln
 1115 1120 1125

Ala Glu Gln Ser Lys Glu Glu Gln Lys Gln Gly Leu Asn Ala Glu
 1130 1135 1140

Lys Leu Met Arg Gln Val Ser Lys Asp Val Cys Arg Leu Arg Glu
 1145 1150 1155

ES 2 534 734 B1

Gln Ser Gln Lys Val Pro Arg Gln Val Gln Ser Phe Arg Glu Lys
 1160 1165 1170

Ile Ala Tyr Phe Thr Arg Ala Lys Ile Ser Ile Pro Ser Leu Pro
 1175 1180 1185

Ala Asp Asp Val
 1190

<210> 145
 <211> 650
 <212> PRT
 <213> Homo sapiens

<400> 145

Met Ala Ser Asn Met Asp Arg Glu Met Ile Leu Ala Asp Phe Gln Ala
 1 5 10 15

Cys Thr Gly Ile Glu Asn Ile Asp Glu Ala Ile Thr Leu Leu Glu Gln
 20 25 30

Asn Asn Trp Asp Leu Val Ala Ala Ile Asn Gly Val Ile Pro Gln Glu
 35 40 45

Asn Gly Ile Leu Gln Ser Glu Tyr Gly Gly Glu Thr Ile Pro Gly Pro
 50 55 60

Ala Phe Asn Pro Ala Ser His Pro Ala Ser Ala Pro Thr Ser Ser Ser
 65 70 75 80

Ser Ser Ala Phe Arg Pro Val Met Pro Ser Arg Gln Ile Val Glu Arg
 85 90 95

Gln Pro Arg Met Leu Asp Phe Arg Val Glu Tyr Arg Asp Arg Asn Val
 100 105 110

Asp Val Val Leu Glu Asp Thr Cys Thr Val Gly Glu Ile Lys Gln Ile
 115 120 125

Leu Glu Asn Glu Leu Gln Ile Pro Val Ser Lys Met Leu Leu Lys Gly
 130 135 140

Trp Lys Thr Gly Asp Val Glu Asp Ser Thr Val Leu Lys Ser Leu His
 145 150 155 160

ES 2 534 734 B1

Leu Pro Lys Asn Asn Ser Leu Tyr Val Leu Thr Pro Asp Leu Pro Pro
 165 170 175

Pro Ser Ser Ser Ser His Ala Gly Ala Leu Gln Glu Ser Leu Asn Gln
 180 185 190

Asn Phe Met Leu Ile Ile Thr His Arg Glu Val Gln Arg Glu Tyr Asn
 195 200 205

Leu Asn Phe Ser Gly Ser Ser Thr Ile Gln Glu Val Lys Arg Asn Val
 210 215 220

Tyr Asp Leu Thr Ser Ile Pro Val Arg His Gln Leu Trp Glu Gly Trp
 225 230 235 240

Pro Thr Ser Ala Thr Asp Asp Ser Met Cys Leu Ala Glu Ser Gly Leu
 245 250 255

Ser Tyr Pro Cys His Arg Leu Thr Val Gly Arg Arg Ser Ser Pro Ala
 260 265 270

Gln Thr Arg Glu Gln Ser Glu Glu Gln Ile Thr Asp Val His Met Val
 275 280 285

Ser Asp Ser Asp Gly Asp Asp Phe Glu Asp Ala Thr Glu Phe Gly Val
 290 295 300

Asp Asp Gly Glu Val Phe Gly Met Ala Ser Ser Ala Leu Arg Lys Ser
 305 310 315 320

Pro Met Met Pro Glu Asn Ala Glu Asn Glu Gly Asp Ala Leu Leu Gln
 325 330 335

Phe Thr Ala Glu Phe Ser Ser Arg Tyr Gly Asp Cys His Pro Val Phe
 340 345 350

Phe Ile Gly Ser Leu Glu Ala Ala Phe Gln Glu Ala Phe Tyr Val Lys
 355 360 365

Ala Arg Asp Arg Lys Leu Leu Ala Ile Tyr Leu His His Asp Glu Ser
 370 375 380

Val Leu Thr Asn Val Phe Cys Ser Gln Met Leu Cys Ala Glu Ser Ile
 385 390 395 400

ES 2 534 734 B1

Val Ser Tyr Leu Ser Gln Asn Phe Ile Thr Trp Ala Trp Asp Leu Thr
 405 410 415

Lys Asp Ser Asn Arg Ala Arg Phe Leu Thr Met Cys Asn Arg His Phe
 420 425 430

Gly Ser Val Val Ala Gln Thr Ile Arg Thr Gln Lys Thr Asp Gln Phe
 435 440 445

Pro Leu Phe Leu Ile Ile Met Gly Lys Arg Ser Ser Asn Glu Val Leu
 450 455 460

Asn Val Ile Gln Gly Asn Thr Thr Val Asp Glu Leu Met Met Arg Leu
 465 470 475 480

Met Ala Ala Met Glu Ile Phe Thr Ala Gln Gln Gln Glu Asp Ile Lys
 485 490 495

Asp Glu Asp Glu Arg Glu Ala Arg Glu Asn Val Lys Arg Glu Gln Asp
 500 505 510

Glu Ala Tyr Arg Leu Ser Leu Glu Ala Asp Arg Ala Lys Arg Glu Ala
 515 520 525

His Glu Arg Glu Met Ala Glu Gln Phe Arg Leu Glu Gln Ile Arg Lys
 530 535 540

Glu Gln Glu Glu Glu Arg Glu Ala Ile Arg Leu Ser Leu Glu Gln Ala
 545 550 555 560

Leu Pro Pro Glu Pro Lys Glu Glu Asn Ala Glu Pro Val Ser Lys Leu
 565 570 575

Arg Ile Arg Thr Pro Ser Gly Glu Phe Leu Glu Arg Arg Phe Leu Ala
 580 585 590

Ser Asn Lys Leu Gln Ile Val Phe Asp Phe Val Ala Ser Lys Gly Phe
 595 600 605

Pro Trp Asp Glu Tyr Lys Leu Leu Ser Thr Phe Pro Arg Arg Asp Val
 610 615 620

Thr Gln Leu Asp Pro Asn Lys Ser Leu Leu Glu Val Lys Leu Phe Pro
 625 630 635 640

ES 2 534 734 B1

Gln Glu Thr Leu Phe Leu Glu Ala Lys Glu
645 650

<210> 146
<211> 403
<212> PRT
<213> Homo sapiens

<400> 146

Met Phe Arg Ala Gln Trp Met Phe Glu Leu Ala Pro Gly Val Ser Ser
1 5 10 15

Ser Asn Leu Glu Asn Arg Pro Cys Arg Ala Ala Arg Gly Ser Leu Gln
20 25 30

Lys Thr Ser Ala Asp Thr Lys Gly Lys Gln Glu Gln Ala Lys Glu Glu
35 40 45

Lys Ala Arg Glu Leu Phe Leu Lys Ala Val Glu Glu Glu Gln Asn Gly
50 55 60

Ala Leu Tyr Glu Ala Ile Lys Phe Tyr Arg Arg Ala Met Gln Leu Val
65 70 75 80

Pro Asp Ile Glu Phe Lys Ile Thr Tyr Thr Arg Ser Pro Asp Gly Asp
85 90 95

Gly Val Gly Asn Ser Tyr Ile Glu Asp Asn Asp Asp Asp Ser Lys Met
100 105 110

Ala Asp Leu Leu Ser Tyr Phe Gln Gln Gln Leu Thr Phe Gln Glu Ser
115 120 125

Val Leu Lys Leu Cys Gln Pro Glu Leu Glu Ser Ser Gln Ile His Ile
130 135 140

Ser Val Leu Pro Met Glu Val Leu Met Tyr Ile Phe Arg Trp Val Val
145 150 155 160

Ser Ser Asp Leu Asp Leu Arg Ser Leu Glu Gln Leu Ser Leu Val Cys
165 170 175

Arg Gly Phe Tyr Ile Cys Ala Arg Asp Pro Glu Ile Trp Arg Leu Ala
180 185 190

ES 2 534 734 B1

Cys Leu Lys Val Trp Gly Arg Ser Cys Ile Lys Leu Val Pro Tyr Thr
 195 200 205

Ser Trp Arg Glu Met Phe Leu Glu Arg Pro Arg Val Arg Phe Asp Gly
 210 215 220

Val Tyr Ile Ser Lys Thr Thr Tyr Ile Arg Gln Gly Glu Gln Ser Leu
 225 230 235 240

Asp Gly Phe Tyr Arg Ala Trp His Gln Val Glu Tyr Tyr Arg Tyr Ile
 245 250 255

Arg Phe Phe Pro Asp Gly His Val Met Met Leu Thr Thr Pro Glu Glu
 260 265 270

Pro Gln Ser Ile Val Pro Arg Leu Arg Thr Arg Asn Thr Arg Thr Asp
 275 280 285

Ala Ile Leu Leu Gly His Tyr Arg Leu Ser Gln Asp Thr Asp Asn Gln
 290 295 300

Thr Lys Val Phe Ala Val Ile Thr Lys Lys Lys Glu Glu Lys Pro Leu
 305 310 315 320

Asp Tyr Lys Tyr Arg Tyr Phe Arg Arg Val Pro Val Gln Glu Ala Asp
 325 330 335

Gln Ser Phe His Val Gly Leu Gln Leu Cys Ser Ser Gly His Gln Arg
 340 345 350

Phe Asn Lys Leu Ile Trp Ile His His Ser Cys His Ile Thr Tyr Lys
 355 360 365

Ser Thr Gly Glu Thr Ala Val Ser Ala Phe Glu Ile Asp Lys Met Tyr
 370 375 380

Thr Pro Leu Phe Phe Ala Arg Val Arg Ser Tyr Thr Ala Phe Ser Glu
 385 390 395 400

Arg Pro Leu

<210> 147
 <211> 437
 <212> PRT

ES 2 534 734 B1

<213> Homo sapiens

<400> 147

Met Ala Glu Ala Glu Glu Asp Cys His Ser Asp Thr Val Arg Ala Asp
1 5 10 15

Asp Asp Glu Glu Asn Glu Ser Pro Ala Glu Thr Asp Leu Gln Ala Gln
20 25 30

Leu Gln Met Phe Arg Ala Gln Trp Met Phe Glu Leu Ala Pro Gly Val
35 40 45

Ser Ser Ser Asn Leu Glu Asn Arg Pro Cys Arg Ala Ala Arg Gly Ser
50 55 60

Leu Gln Lys Thr Ser Ala Asp Thr Lys Gly Lys Gln Glu Gln Ala Lys
65 70 75 80

Glu Glu Lys Ala Arg Glu Leu Phe Leu Lys Ala Val Glu Glu Glu Gln
85 90 95

Asn Gly Ala Leu Tyr Glu Ala Ile Lys Phe Tyr Arg Arg Ala Met Gln
100 105 110

Leu Val Pro Asp Ile Glu Phe Lys Ile Thr Tyr Thr Arg Ser Pro Asp
115 120 125

Gly Asp Gly Val Gly Asn Ser Tyr Ile Glu Asp Asn Asp Asp Asp Ser
130 135 140

Lys Met Ala Asp Leu Leu Ser Tyr Phe Gln Gln Gln Leu Thr Phe Gln
145 150 155 160

Glu Ser Val Leu Lys Leu Cys Gln Pro Glu Leu Glu Ser Ser Gln Ile
165 170 175

His Ile Ser Val Leu Pro Met Glu Val Leu Met Tyr Ile Phe Arg Trp
180 185 190

Val Val Ser Ser Asp Leu Asp Leu Arg Ser Leu Glu Gln Leu Ser Leu
195 200 205

Val Cys Arg Gly Phe Tyr Ile Cys Ala Arg Asp Pro Glu Ile Trp Arg
210 215 220

ES 2 534 734 B1

Leu Ala Cys Leu Lys Val Trp Gly Arg Ser Cys Ile Lys Leu Val Pro
 225 230 235 240

Tyr Thr Ser Trp Arg Glu Met Phe Leu Glu Arg Pro Arg Val Arg Phe
 245 250 255

Asp Gly Val Tyr Ile Ser Lys Thr Thr Tyr Ile Arg Gln Gly Glu Gln
 260 265 270

Ser Leu Asp Gly Phe Tyr Arg Ala Trp His Gln Val Glu Tyr Tyr Arg
 275 280 285

Tyr Ile Arg Phe Phe Pro Asp Gly His Val Met Met Leu Thr Thr Pro
 290 295 300

Glu Glu Pro Gln Ser Ile Val Pro Arg Leu Arg Thr Arg Asn Thr Arg
 305 310 315 320

Thr Asp Ala Ile Leu Leu Gly His Tyr Arg Leu Ser Gln Asp Thr Asp
 325 330 335

Asn Gln Thr Lys Val Phe Ala Val Ile Thr Lys Lys Lys Glu Glu Lys
 340 345 350

Pro Leu Asp Tyr Lys Tyr Arg Tyr Phe Arg Arg Val Pro Val Gln Glu
 355 360 365

Ala Asp Gln Ser Phe His Val Gly Leu Gln Leu Cys Ser Ser Gly His
 370 375 380

Gln Arg Phe Asn Lys Leu Ile Trp Ile His His Ser Cys His Ile Thr
 385 390 395 400

Tyr Lys Ser Thr Gly Glu Thr Ala Val Ser Ala Phe Glu Ile Asp Lys
 405 410 415

Met Tyr Thr Pro Leu Phe Phe Ala Arg Val Arg Ser Tyr Thr Ala Phe
 420 425 430

Ser Glu Arg Pro Leu
 435

<210> 148
 <211> 447

ES 2 534 734 B1

<212> PRT

<213> Homo sapiens

<400> 148

Met Pro Asp Ile Ile Trp Val Phe Pro Pro Gln Ala Glu Ala Glu Glu
1 5 10 15

Asp Cys His Ser Asp Thr Val Arg Ala Asp Asp Asp Glu Glu Asn Glu
20 25 30

Ser Pro Ala Glu Thr Asp Leu Gln Ala Gln Leu Gln Met Phe Arg Ala
35 40 45

Gln Trp Met Phe Glu Leu Ala Pro Gly Val Ser Ser Ser Asn Leu Glu
50 55 60

Asn Arg Pro Cys Arg Ala Ala Arg Gly Ser Leu Gln Lys Thr Ser Ala
65 70 75 80

Asp Thr Lys Gly Lys Gln Glu Gln Ala Lys Glu Glu Lys Ala Arg Glu
85 90 95

Leu Phe Leu Lys Ala Val Glu Glu Glu Gln Asn Gly Ala Leu Tyr Glu
100 105 110

Ala Ile Lys Phe Tyr Arg Arg Ala Met Gln Leu Val Pro Asp Ile Glu
115 120 125

Phe Lys Ile Thr Tyr Thr Arg Ser Pro Asp Gly Asp Gly Val Gly Asn
130 135 140

Ser Tyr Ile Glu Asp Asn Asp Asp Asp Ser Lys Met Ala Asp Leu Leu
145 150 155 160

Ser Tyr Phe Gln Gln Gln Leu Thr Phe Gln Glu Ser Val Leu Lys Leu
165 170 175

Cys Gln Pro Glu Leu Glu Ser Ser Gln Ile His Ile Ser Val Leu Pro
180 185 190

Met Glu Val Leu Met Tyr Ile Phe Arg Trp Val Val Ser Ser Asp Leu
195 200 205

ES 2 534 734 B1

Asp Leu Arg Ser Leu Glu Gln Leu Ser Leu Val Cys Arg Gly Phe Tyr
 210 215 220

Ile Cys Ala Arg Asp Pro Glu Ile Trp Arg Leu Ala Cys Leu Lys Val
 225 230 235 240

Trp Gly Arg Ser Cys Ile Lys Leu Val Pro Tyr Thr Ser Trp Arg Glu
 245 250 255

Met Phe Leu Glu Arg Pro Arg Val Arg Phe Asp Gly Val Tyr Ile Ser
 260 265 270

Lys Thr Thr Tyr Ile Arg Gln Gly Glu Gln Ser Leu Asp Gly Phe Tyr
 275 280 285

Arg Ala Trp His Gln Val Glu Tyr Tyr Arg Tyr Ile Arg Phe Phe Pro
 290 295 300

Asp Gly His Val Met Met Leu Thr Thr Pro Glu Glu Pro Gln Ser Ile
 305 310 315 320

Val Pro Arg Leu Arg Thr Arg Asn Thr Arg Thr Asp Ala Ile Leu Leu
 325 330 335

Gly His Tyr Arg Leu Ser Gln Asp Thr Asp Asn Gln Thr Lys Val Phe
 340 345 350

Ala Val Ile Thr Lys Lys Lys Glu Glu Lys Pro Leu Asp Tyr Lys Tyr
 355 360 365

Arg Tyr Phe Arg Arg Val Pro Val Gln Glu Ala Asp Gln Ser Phe His
 370 375 380

Val Gly Leu Gln Leu Cys Ser Ser Gly His Gln Arg Phe Asn Lys Leu
 385 390 395 400

Ile Trp Ile His His Ser Cys His Ile Thr Tyr Lys Ser Thr Gly Glu
 405 410 415

Thr Ala Val Ser Ala Phe Glu Ile Asp Lys Met Tyr Thr Pro Leu Phe
 420 425 430

Phe Ala Arg Val Arg Ser Tyr Thr Ala Phe Ser Glu Arg Pro Leu
 435 440 445

ES 2 534 734 B1

<210> 149
 <211> 1173
 <212> PRT
 <213> Homo sapiens

<400> 149

Met Ala Val Glu Thr Leu Ser Pro Asp Trp Glu Phe Asp Arg Val Asp
 1 5 10 15

Asp Gly Ser Gln Lys Ile His Ala Glu Val Gln Leu Lys Asn Tyr Gly
 20 25 30

Lys Phe Leu Glu Glu Tyr Thr Ser Gln Leu Arg Arg Ile Glu Asp Ala
 35 40 45

Leu Asp Asp Ser Ile Gly Asp Val Trp Asp Phe Asn Leu Asp Pro Ile
 50 55 60

Ala Leu Lys Leu Leu Pro Tyr Glu Gln Ser Ser Leu Leu Glu Leu Ile
 65 70 75 80

Lys Thr Glu Asn Lys Val Leu Asn Lys Val Ile Thr Val Tyr Ala Ala
 85 90 95

Leu Cys Cys Glu Ile Lys Lys Leu Lys Tyr Glu Ala Glu Thr Lys Phe
 100 105 110

Tyr Asn Gly Leu Leu Phe Tyr Gly Glu Gly Ala Thr Asp Ala Ser Met
 115 120 125

Val Glu Gly Asp Cys Gln Ile Gln Met Gly Arg Phe Ile Ser Phe Leu
 130 135 140

Gln Glu Leu Ser Cys Phe Val Thr Arg Cys Tyr Glu Val Val Met Asn
 145 150 155 160

Val Val His Gln Leu Ala Ala Leu Tyr Ile Ser Asn Lys Ile Ala Pro
 165 170 175

Lys Ile Ile Glu Thr Thr Gly Val His Phe Gln Thr Met Tyr Glu His
 180 185 190

Leu Gly Glu Leu Leu Thr Val Leu Leu Thr Leu Asp Glu Ile Ile Asp
 195 200 205

ES 2 534 734 B1

Asn His Ile Thr Leu Lys Asp His Trp Thr Met Tyr Lys Arg Leu Leu
 210 215 220

Lys Ser Val His His Asn Pro Ser Lys Phe Gly Ile Gln Glu Glu Lys
 225 230 235 240

Leu Lys Pro Phe Glu Lys Phe Leu Leu Lys Leu Glu Gly Gln Leu Leu
 245 250 255

Asp Gly Met Ile Phe Gln Ala Cys Ile Glu Gln Gln Phe Asp Ser Leu
 260 265 270

Asn Gly Gly Val Ser Val Ser Lys Asn Ser Thr Phe Ala Glu Glu Phe
 275 280 285

Ala His Ser Ile Arg Ser Ile Phe Ala Asn Val Glu Ala Lys Leu Gly
 290 295 300

Glu Pro Ser Glu Ile Asp Gln Arg Asp Lys Tyr Val Gly Ile Cys Gly
 305 310 315 320

Leu Phe Val Leu His Phe Gln Ile Phe Arg Thr Ile Asp Lys Lys Phe
 325 330 335

Tyr Lys Ser Leu Leu Asp Ile Cys Lys Lys Val Pro Ala Ile Thr Leu
 340 345 350

Thr Ala Asn Ile Ile Trp Phe Pro Asp Asn Phe Leu Ile Gln Lys Ile
 355 360 365

Pro Ala Ala Ala Lys Leu Leu Asp Arg Lys Ser Leu Gln Ala Ile Lys
 370 375 380

Ile His Arg Asp Thr Phe Leu Gln Gln Lys Ala Gln Ser Leu Thr Lys
 385 390 395 400

Asp Val Gln Ser Tyr Tyr Val Phe Val Ser Ser Trp Met Met Lys Met
 405 410 415

Glu Ser Ile Leu Ser Lys Glu Gln Arg Met Asp Lys Phe Ala Glu Asp
 420 425 430

Leu Thr Asn Arg Cys Asn Val Phe Ile Gln Gly Phe Leu Tyr Ala Tyr
 435 440 445

ES 2 534 734 B1

Ser Ile Ser Thr Ile Ile Lys Thr Thr Met Asn Leu Tyr Met Ser Met
 450 455 460

Gln Lys Pro Met Thr Lys Thr Ser Val Lys Ala Leu Cys Arg Leu Val
 465 470 475 480

Glu Leu Leu Lys Ala Ile Glu His Met Phe Tyr Arg Arg Ser Met Val
 485 490 495

Val Ala Asp Ser Val Ser His Ile Thr Gln His Leu Gln His Gln Ala
 500 505 510

Leu His Ser Ile Ser Val Ala Lys Lys Arg Val Ile Ser Asp Lys Lys
 515 520 525

Tyr Ser Glu Gln Arg Leu Asp Val Leu Ser Ala Leu Val Leu Ala Glu
 530 535 540

Asn Thr Leu Asn Gly Pro Ser Thr Lys Gln Arg Arg Leu Ile Val Ser
 545 550 555 560

Leu Ala Leu Ser Val Gly Thr Gln Met Lys Thr Phe Lys Asp Glu Glu
 565 570 575

Leu Phe Pro Leu Gln Val Val Met Lys Lys Leu Asp Leu Ile Ser Glu
 580 585 590

Leu Arg Glu Arg Val Gln Thr Gln Cys Asp Cys Cys Phe Leu Tyr Trp
 595 600 605

His Arg Ala Val Phe Pro Ile Tyr Leu Asp Asp Val Tyr Glu Asn Ala
 610 615 620

Val Asp Ala Ala Arg Leu His Tyr Met Phe Ser Ala Leu Arg Asp Cys
 625 630 635 640

Val Pro Ala Met Met His Ala Arg His Leu Glu Ser Tyr Glu Ile Leu
 645 650 655

Leu Asp Cys Tyr Asp Lys Glu Ile Met Glu Ile Leu Asn Glu His Leu
 660 665 670

Leu Asp Lys Leu Cys Lys Glu Ile Glu Lys Asp Leu Arg Leu Ser Val
 675 680 685

ES 2 534 734 B1

His Thr His Leu Lys Leu Asp Asp Arg Asn Pro Phe Lys Val Gly Met
 690 695 700

Lys Asp Leu Ala Leu Phe Phe Ser Leu Asn Pro Ile Arg Phe Phe Asn
 705 710 715 720

Arg Phe Ile Asp Ile Arg Ala Tyr Val Thr His Tyr Leu Asp Lys Thr
 725 730 735

Phe Tyr Asn Leu Thr Thr Val Ala Leu His Asp Trp Ala Thr Tyr Ser
 740 745 750

Glu Met Arg Asn Leu Ala Thr Gln Arg Tyr Gly Leu Val Met Thr Glu
 755 760 765

Ala His Leu Pro Ser Gln Thr Leu Glu Gln Gly Leu Asp Val Leu Glu
 770 775 780

Ile Met Arg Asn Ile His Ile Phe Val Ser Arg Tyr Leu Tyr Asn Leu
 785 790 795 800

Asn Asn Gln Ile Phe Ile Glu Arg Thr Ser Asn Asn Lys His Leu Asn
 805 810 815

Thr Ile Asn Ile Arg His Ile Ala Asn Ser Ile Arg Thr His Gly Thr
 820 825 830

Gly Ile Met Asn Thr Thr Val Asn Phe Thr Tyr Gln Phe Leu Lys Lys
 835 840 845

Lys Phe Tyr Ile Phe Ser Gln Phe Met Tyr Asp Glu His Ile Lys Ser
 850 855 860

Arg Leu Ile Lys Asp Ile Arg Phe Phe Arg Glu Ile Lys Asp Gln Asn
 865 870 875 880

Asp His Lys Tyr Pro Phe Asp Arg Ala Glu Lys Phe Asn Arg Gly Ile
 885 890 895

Arg Lys Leu Gly Val Thr Pro Glu Gly Gln Ser Tyr Leu Asp Gln Phe
 900 905 910

Arg Gln Leu Ile Ser Gln Ile Gly Asn Ala Met Gly Tyr Val Arg Met
 915 920 925

ES 2 534 734 B1

Ile Arg Ser Gly Gly Leu His Cys Ser Ser Asn Ala Ile Arg Phe Val
 930 935 940

Pro Asp Leu Glu Asp Ile Val Asn Phe Glu Glu Leu Val Lys Glu Glu
 945 950 955 960

Gly Leu Ala Glu Glu Thr Leu Lys Ala Ala Arg His Leu Asp Ser Val
 965 970 975

Leu Ser Asp His Thr Arg Asn Ser Ala Glu Gly Thr Glu Tyr Phe Lys
 980 985 990

Met Leu Val Asp Val Phe Ala Pro Glu Phe Arg Arg Pro Lys Asn Ile
 995 1000 1005

His Leu Arg Asn Phe Tyr Ile Ile Val Pro Pro Leu Thr Leu Asn
 1010 1015 1020

Phe Val Glu His Ser Ile Ser Cys Lys Glu Lys Leu Asn Lys Lys
 1025 1030 1035

Asn Lys Ile Gly Ala Ala Phe Thr Asp Asp Gly Phe Ala Met Gly
 1040 1045 1050

Val Ala Tyr Ile Leu Lys Leu Leu Asp Gln Tyr Arg Glu Phe Asp
 1055 1060 1065

Ser Leu His Trp Phe Gln Ser Val Arg Glu Lys Tyr Leu Lys Glu
 1070 1075 1080

Ile Arg Ala Val Ala Lys Gln Gln Asn Val Gln Ser Ala Ser Gln
 1085 1090 1095

Asp Glu Lys Leu Leu Gln Thr Met Asn Leu Thr Gln Lys Arg Leu
 1100 1105 1110

Asp Val Tyr Leu Gln Glu Phe Glu Leu Leu Tyr Phe Ser Leu Ser
 1115 1120 1125

Ser Ala Arg Ile Phe Phe Arg Ala Asp Lys Thr Ala Ala Glu Glu
 1130 1135 1140

Asn Gln Glu Lys Lys Glu Lys Glu Glu Glu Thr Lys Thr Ser Asn
 1145 1150 1155

ES 2 534 734 B1

Gly Asp Leu Ser Asp Ser Thr Val Ser Ala Asp Pro Val Val Lys
 1160 1165 1170

<210> 150
 <211> 173
 <212> PRT
 <213> Homo sapiens
 <400> 150

Met Glu Asp Ser Phe Leu Gln Ser Phe Gly Arg Leu Ser Leu Gln Pro
 1 5 10 15

Gln Gln Gln Gln Gln Arg Gln Arg Pro Pro Arg Pro Pro Pro Arg Gly
 20 25 30

Thr Pro Pro Arg Arg His Ser Phe Arg Lys His Leu Tyr Leu Leu Arg
 35 40 45

Gly Leu Pro Gly Ser Gly Lys Thr Thr Leu Ala Arg Gln Leu Gln His
 50 55 60

Asp Phe Pro Arg Ala Leu Ile Phe Ser Thr Asp Asp Phe Phe Phe Arg
 65 70 75 80

Glu Asp Gly Ala Tyr Glu Phe Asn Pro Asp Phe Leu Glu Glu Ala His
 85 90 95

Glu Trp Asn Gln Lys Arg Ala Arg Lys Ala Met Arg Asn Gly Ile Ser
 100 105 110

Pro Ile Ile Ile Asp Asn Thr Asn Leu His Ala Trp Glu Met Lys Pro
 115 120 125

Tyr Ala Val Met Val Phe Gln Thr Glu Gln Lys Asn Leu Phe Arg Leu
 130 135 140

Glu Met Asp Met Val Val Phe Arg Pro Glu Met Lys Lys His Ser Trp
 145 150 155 160

Cys Leu Lys Arg Lys Asn Pro Pro Asn Glu Arg Thr Val
 165 170

<210> 151
 <211> 243
 <212> PRT

ES 2 534 734 B1

<213> Homo sapiens

<400> 151

Met Glu Asp Ser Phe Leu Gln Ser Phe Gly Arg Leu Ser Leu Gln Pro
 1 5 10 15

Gln Gln Gln Gln Gln Arg Gln Arg Pro Pro Arg Pro Pro Pro Arg Gly
 20 25 30

Thr Pro Pro Arg Arg His Ser Phe Arg Lys His Leu Tyr Leu Leu Arg
 35 40 45

Gly Leu Pro Gly Ser Gly Lys Thr Thr Leu Ala Arg Gln Leu Gln His
 50 55 60

Asp Phe Pro Arg Ala Leu Ile Phe Ser Thr Asp Asp Phe Phe Phe Arg
 65 70 75 80

Glu Asp Gly Ala Tyr Glu Phe Asn Pro Asp Phe Leu Glu Glu Ala His
 85 90 95

Glu Trp Asn Gln Lys Arg Ala Arg Lys Ala Met Arg Asn Gly Ile Ser
 100 105 110

Pro Ile Ile Ile Asp Asn Thr Asn Leu His Ala Trp Glu Met Lys Pro
 115 120 125

Tyr Ala Val Met Ala Leu Glu Asn Asn Tyr Glu Val Ile Phe Arg Glu
 130 135 140

Pro Asp Thr Arg Trp Lys Phe Asn Val Gln Glu Leu Ala Arg Arg Asn
 145 150 155 160

Ile His Gly Val Ser Arg Glu Lys Ile His Arg Met Lys Glu Arg Tyr
 165 170 175

Glu His Asp Val Thr Phe His Ser Val Leu His Ala Glu Lys Pro Ser
 180 185 190

Arg Met Asn Arg Asn Gln Asp Arg Asn Asn Ala Leu Pro Ser Asn Asn
 195 200 205

Ala Arg Tyr Trp Asn Ser Tyr Thr Glu Phe Pro Asn Arg Arg Ala His
 210 215 220

ES 2 534 734 B1

Gly Gly Phe Thr Asn Glu Ser Ser Tyr His Arg Arg Gly Gly Cys His
 225 230 235 240

His Gly Tyr

<210> 152
 <211> 1087
 <212> PRT
 <213> Homo sapiens

<400> 152

Met Arg Ala Gly Gly Ala Cys Arg Pro Gly Ala Ala Gly Thr Ala Ala
 1 5 10 15

Gly Thr Ala Ala Gly Gly Trp Asp Gly Gly Cys Gly Gly Ala Glu Pro
 20 25 30

Ala Arg Cys Leu Thr Ser Pro Trp Cys Gln Trp Thr Gly Arg Gly Ala
 35 40 45

Ala Thr Met Thr Thr Ser Arg Gly Ser Val Gly Trp Thr Thr Gly Ser
 50 55 60

Ala Pro Ser Trp Met Thr Arg Thr Glu Glu Leu Asp Ile Arg Pro Lys
 65 70 75 80

Val Ser Ser Leu Leu Gly Lys Leu Val Ser Tyr Thr Asn Leu Thr Gln
 85 90 95

Gly Ala Lys Glu His Glu Glu Ala Glu Ser Gly Glu Gly Thr Arg Arg
 100 105 110

Arg Ala Ala Glu Ala Pro Ser Met Gly Thr Leu Met Gly Val Tyr Leu
 115 120 125

Pro Cys Leu Gln Asn Ile Phe Gly Val Ile Leu Phe Leu Arg Leu Thr
 130 135 140

Trp Met Val Gly Thr Ala Gly Val Leu Gln Ala Leu Leu Ile Val Leu
 145 150 155 160

Ile Cys Cys Cys Cys Thr Leu Leu Thr Ala Ile Ser Met Ser Ala Ile
 165 170 175

ES 2 534 734 B1

Ala Thr Asn Gly Val Val Pro Ala Gly Gly Ser Tyr Phe Met Ile Ser
180 185 190

Arg Ser Leu Gly Pro Glu Phe Gly Gly Ala Val Gly Leu Cys Phe Tyr
195 200 205

Leu Gly Thr Thr Phe Ala Ala Ala Met Tyr Ile Leu Gly Ala Ile Glu
210 215 220

Ile Leu Leu Thr Tyr Ile Ala Pro Pro Ala Ala Ile Phe Tyr Pro Ser
225 230 235 240

Gly Ala His Asp Thr Ser Asn Ala Thr Leu Asn Asn Met Arg Val Tyr
245 250 255

Gly Thr Ile Phe Leu Thr Phe Met Thr Leu Val Val Phe Val Gly Val
260 265 270

Lys Tyr Val Asn Lys Phe Ala Ser Leu Phe Leu Ala Cys Val Ile Ile
275 280 285

Ser Ile Leu Ser Ile Tyr Ala Gly Gly Ile Lys Ser Ile Phe Asp Pro
290 295 300

Pro Val Phe Pro Val Cys Met Leu Gly Asn Arg Thr Leu Ser Arg Asp
305 310 315 320

Gln Phe Asp Ile Cys Ala Lys Thr Ala Val Val Asp Asn Glu Thr Val
325 330 335

Ala Thr Gln Leu Trp Ser Phe Phe Cys His Ser Pro Asn Leu Thr Thr
340 345 350

Asp Ser Cys Asp Pro Tyr Phe Met Leu Asn Asn Val Thr Glu Ile Pro
355 360 365

Gly Ile Pro Gly Ala Ala Ala Gly Val Leu Gln Glu Asn Leu Trp Ser
370 375 380

Ala Tyr Leu Glu Lys Gly Asp Ile Val Glu Lys His Gly Leu Pro Ser
385 390 395 400

Ala Asp Ala Pro Ser Leu Lys Glu Ser Leu Pro Leu Tyr Val Val Ala
405 410 415

ES 2 534 734 B1

Asp Ile Ala Thr Ser Phe Thr Val Leu Val Gly Ile Phe Phe Pro Ser
 420 425 430

Val Thr Gly Ile Met Ala Gly Ser Asn Arg Ser Gly Asp Leu Arg Asp
 435 440 445

Ala Gln Lys Ser Ile Pro Val Gly Thr Ile Leu Ala Ile Ile Thr Thr
 450 455 460

Ser Leu Val Tyr Phe Ser Ser Val Val Leu Phe Gly Ala Cys Ile Glu
 465 470 475 480

Gly Val Val Leu Arg Asp Lys Tyr Gly Asp Gly Val Ser Arg Asn Leu
 485 490 495

Val Val Gly Thr Leu Ala Trp Pro Ser Pro Trp Val Ile Val Ile Gly
 500 505 510

Ser Phe Phe Ser Thr Cys Gly Ala Gly Leu Gln Ser Leu Thr Gly Ala
 515 520 525

Pro Arg Leu Leu Gln Ala Ile Ala Lys Asp Asn Ile Ile Pro Phe Leu
 530 535 540

Arg Val Phe Gly His Gly Lys Val Asn Gly Glu Pro Thr Trp Ala Leu
 545 550 555 560

Leu Leu Thr Ala Leu Ile Ala Glu Leu Gly Ile Leu Ile Ala Ser Leu
 565 570 575

Asp Met Val Ala Pro Ile Leu Ser Met Phe Phe Leu Met Cys Tyr Leu
 580 585 590

Phe Val Asn Leu Ala Cys Ala Val Gln Thr Leu Leu Arg Thr Pro Asn
 595 600 605

Trp Arg Pro Arg Phe Lys Tyr Tyr His Trp Ala Leu Ser Phe Leu Gly
 610 615 620

Met Ser Leu Cys Leu Ala Leu Met Phe Val Ser Ser Trp Tyr Tyr Ala
 625 630 635 640

Leu Val Ala Met Leu Ile Ala Gly Met Ile Tyr Lys Tyr Ile Glu Tyr
 645 650 655

ES 2 534 734 B1

Gln Gly Ala Glu Lys Glu Trp Gly Asp Gly Ile Arg Gly Leu Ser Leu
 660 665 670

Ser Ala Ala Arg Tyr Ala Leu Leu Arg Leu Glu Glu Gly Pro Pro His
 675 680 685

Thr Lys Asn Trp Arg Pro Gln Leu Leu Val Leu Leu Lys Leu Asp Glu
 690 695 700

Asp Leu His Val Lys Tyr Pro Arg Leu Leu Thr Phe Ala Ser Gln Leu
 705 710 715 720

Lys Ala Gly Lys Gly Leu Thr Ile Val Gly Ser Val Ile Gln Gly Ser
 725 730 735

Phe Leu Glu Ser Tyr Gly Glu Ala Gln Ala Ala Glu Gln Thr Ile Lys
 740 745 750

Asn Met Met Glu Ile Glu Lys Val Lys Gly Phe Cys Gln Val Val Val
 755 760 765

Ala Ser Lys Val Arg Glu Gly Leu Ala His Leu Ile Gln Ser Cys Gly
 770 775 780

Leu Gly Gly Met Arg His Asn Ser Val Val Leu Gly Trp Pro Tyr Gly
 785 790 795 800

Trp Arg Gln Ser Glu Asp Pro Arg Ala Trp Lys Thr Phe Ile Asp Thr
 805 810 815

Val Arg Cys Thr Thr Ala Ala His Leu Ala Leu Leu Val Pro Lys Asn
 820 825 830

Ile Ala Phe Tyr Pro Ser Asn His Glu Arg Tyr Leu Glu Gly His Ile
 835 840 845

Asp Val Trp Trp Ile Val His Asp Gly Gly Met Leu Met Leu Leu Pro
 850 855 860

Phe Leu Leu Arg Gln His Lys Val Trp Arg Lys Cys Arg Met Arg Ile
 865 870 875 880

Phe Thr Val Ala Gln Met Asp Asp Asn Ser Ile Gln Met Lys Lys Asp
 885 890 895

ES 2 534 734 B1

Leu Ala Val Phe Leu Tyr His Leu Arg Leu Glu Ala Glu Val Glu Val
 900 905 910

Val Glu Met His Asn Ser Asp Ile Ser Ala Tyr Thr Tyr Glu Arg Thr
 915 920 925

Leu Met Met Glu Gln Arg Ser Gln Met Leu Arg Gln Met Arg Leu Thr
 930 935 940

Lys Thr Glu Arg Glu Arg Glu Ala Gln Leu Val Lys Asp Arg His Ser
 945 950 955 960

Ala Leu Arg Leu Glu Ser Leu Tyr Ser Asp Glu Glu Asp Glu Ser Ala
 965 970 975

Val Gly Ala Asp Lys Ile Gln Met Thr Trp Thr Arg Asp Lys Tyr Met
 980 985 990

Thr Glu Thr Trp Asp Pro Ser His Ala Pro Asp Asn Phe Arg Glu Leu
 995 1000 1005

Val His Ile Lys Pro Asp Gln Ser Asn Val Arg Arg Met His Thr
 1010 1015 1020

Ala Val Lys Leu Asn Glu Val Ile Val Thr Arg Ser His Asp Ala
 1025 1030 1035

Arg Leu Val Leu Leu Asn Met Pro Gly Pro Pro Arg Asn Ser Glu
 1040 1045 1050

Gly Asp Glu Asn Tyr Met Glu Phe Leu Glu Val Leu Thr Glu Gly
 1055 1060 1065

Leu Glu Arg Val Leu Leu Val Arg Gly Gly Gly Arg Glu Val Ile
 1070 1075 1080

Thr Ile Tyr Ser
 1085

- <210> 153
- <211> 1079
- <212> PRT
- <213> Homo sapiens
- <400> 153

ES 2 534 734 B1

Met Pro His Phe Thr Val Val Pro Val Asp Gly Pro Arg Arg Gly Asp
 1 5 10 15
 Tyr Asp Asn Leu Glu Gly Leu Ser Trp Val Asp Tyr Gly Glu Arg Ala
 20 25 30
 Glu Leu Asp Asp Ser Asp Gly His Gly Asn His Arg Glu Ser Ser Pro
 35 40 45
 Phe Leu Ser Pro Leu Glu Ala Ser Arg Gly Ile Asp Tyr Tyr Asp Arg
 50 55 60
 Asn Leu Ala Leu Phe Glu Glu Glu Leu Asp Ile Arg Pro Lys Val Ser
 65 70 75 80
 Ser Leu Leu Gly Lys Leu Val Ser Tyr Thr Asn Leu Thr Gln Gly Ala
 85 90 95
 Lys Glu His Glu Glu Ala Glu Ser Gly Glu Gly Thr Arg Arg Arg Ala
 100 105 110
 Ala Glu Ala Pro Ser Met Gly Thr Leu Met Gly Val Tyr Leu Pro Cys
 115 120 125
 Leu Gln Asn Ile Phe Gly Val Ile Leu Phe Leu Arg Leu Thr Trp Met
 130 135 140
 Val Gly Thr Ala Gly Val Leu Gln Ala Leu Leu Ile Val Leu Ile Cys
 145 150 155 160
 Cys Cys Cys Thr Leu Leu Thr Ala Ile Ser Met Ser Ala Ile Ala Thr
 165 170 175
 Asn Gly Val Val Pro Ala Gly Gly Ser Tyr Phe Met Ile Ser Arg Ser
 180 185 190
 Leu Gly Pro Glu Phe Gly Gly Ala Val Gly Leu Cys Phe Tyr Leu Gly
 195 200 205
 Thr Thr Phe Ala Ala Ala Met Tyr Ile Leu Gly Ala Ile Glu Ile Leu
 210 215 220
 Leu Thr Tyr Ile Ala Pro Pro Ala Ala Ile Phe Tyr Pro Ser Gly Ala
 225 230 235 240

ES 2 534 734 B1

His Asp Thr Ser Asn Ala Thr Leu Asn Asn Met Arg Val Tyr Gly Thr
 245 250 255

Ile Phe Leu Thr Phe Met Thr Leu Val Val Phe Val Gly Val Lys Tyr
 260 265 270

Val Asn Lys Phe Ala Ser Leu Phe Leu Ala Cys Val Ile Ile Ser Ile
 275 280 285

Leu Ser Ile Tyr Ala Gly Gly Ile Lys Ser Ile Phe Asp Pro Pro Val
 290 295 300

Phe Pro Val Cys Met Leu Gly Asn Arg Thr Leu Ser Arg Asp Gln Phe
 305 310 315 320

Asp Ile Cys Ala Lys Thr Ala Val Val Asp Asn Glu Thr Val Ala Thr
 325 330 335

Gln Leu Trp Ser Phe Phe Cys His Ser Pro Asn Leu Thr Thr Asp Ser
 340 345 350

Cys Asp Pro Tyr Phe Met Leu Asn Asn Val Thr Glu Ile Pro Gly Ile
 355 360 365

Pro Gly Ala Ala Ala Gly Val Leu Gln Glu Asn Leu Trp Ser Ala Tyr
 370 375 380

Leu Glu Lys Gly Asp Ile Val Glu Lys His Gly Leu Pro Ser Ala Asp
 385 390 395 400

Ala Pro Ser Leu Lys Glu Ser Leu Pro Leu Tyr Val Val Ala Asp Ile
 405 410 415

Ala Thr Ser Phe Thr Val Leu Val Gly Ile Phe Phe Pro Ser Val Thr
 420 425 430

Gly Ile Met Ala Gly Ser Asn Arg Ser Gly Asp Leu Arg Asp Ala Gln
 435 440 445

Lys Ser Ile Pro Val Gly Thr Ile Leu Ala Ile Ile Thr Thr Ser Leu
 450 455 460

Val Tyr Phe Ser Ser Val Val Leu Phe Gly Ala Cys Ile Glu Gly Val
 465 470 475 480

ES 2 534 734 B1

Val Leu Arg Asp Lys Tyr Gly Asp Gly Val Ser Arg Asn Leu Val Val
 485 490 495

Gly Thr Leu Ala Trp Pro Ser Pro Trp Val Ile Val Ile Gly Ser Phe
 500 505 510

Phe Ser Thr Cys Gly Ala Gly Leu Gln Ser Leu Thr Gly Ala Pro Arg
 515 520 525

Leu Leu Gln Ala Ile Ala Lys Asp Asn Ile Ile Pro Phe Leu Arg Val
 530 535 540

Phe Gly His Gly Lys Val Asn Gly Glu Pro Thr Trp Ala Leu Leu Leu
 545 550 555 560

Thr Ala Leu Ile Ala Glu Leu Gly Ile Leu Ile Ala Ser Leu Asp Met
 565 570 575

Val Ala Pro Ile Leu Ser Met Phe Phe Leu Met Cys Tyr Leu Phe Val
 580 585 590

Asn Leu Ala Cys Ala Val Gln Thr Leu Leu Arg Thr Pro Asn Trp Arg
 595 600 605

Pro Arg Phe Lys Tyr Tyr His Trp Ala Leu Ser Phe Leu Gly Met Ser
 610 615 620

Leu Cys Leu Ala Leu Met Phe Val Ser Ser Trp Tyr Tyr Ala Leu Val
 625 630 635 640

Ala Met Leu Ile Ala Gly Met Ile Tyr Lys Tyr Ile Glu Tyr Gln Gly
 645 650 655

Ala Glu Lys Glu Trp Gly Asp Gly Ile Arg Gly Leu Ser Leu Ser Ala
 660 665 670

Ala Arg Tyr Ala Leu Leu Arg Leu Glu Glu Gly Pro Pro His Thr Lys
 675 680 685

Asn Trp Arg Pro Gln Leu Leu Val Leu Leu Lys Leu Asp Glu Asp Leu
 690 695 700

His Val Lys Tyr Pro Arg Leu Leu Thr Phe Ala Ser Gln Leu Lys Ala
 705 710 715 720

ES 2 534 734 B1

Ser Asp Glu Glu Asp Glu Ser Ala Val Gly Ala Asp Lys Ile Gln Met
 965 970 975

Thr Trp Thr Arg Asp Lys Tyr Met Thr Glu Thr Trp Asp Pro Ser His
 980 985 990

Ala Pro Asp Asn Phe Arg Glu Leu Val His Ile Lys Pro Asp Gln Ser
 995 1000 1005

Asn Val Arg Arg Met His Thr Ala Val Lys Leu Asn Glu Val Ile
 1010 1015 1020

Val Thr Arg Ser His Asp Ala Arg Leu Val Leu Leu Asn Met Pro
 1025 1030 1035

Gly Pro Pro Arg Asn Ser Glu Gly Asp Glu Asn Tyr Met Glu Phe
 1040 1045 1050

Leu Glu Val Leu Thr Glu Gly Leu Glu Arg Val Leu Leu Val Arg
 1055 1060 1065

Gly Gly Gly Arg Glu Val Ile Thr Ile Tyr Ser
 1070 1075

<210> 154
 <211> 1085
 <212> PRT
 <213> Homo sapiens

<400> 154

Met Pro His Phe Thr Val Val Pro Val Asp Gly Pro Arg Arg Gly Asp
 1 5 10 15

Tyr Asp Asn Leu Glu Gly Leu Ser Trp Val Asp Tyr Gly Glu Arg Ala
 20 25 30

Glu Leu Asp Asp Ser Asp Gly His Gly Asn His Arg Glu Ser Ser Pro
 35 40 45

Phe Leu Ser Pro Leu Glu Ala Ser Arg Gly Ile Asp Tyr Tyr Asp Arg
 50 55 60

Asn Leu Ala Leu Phe Glu Glu Glu Leu Asp Ile Arg Pro Lys Val Ser
 65 70 75 80

ES 2 534 734 B1

Ser Leu Leu Gly Lys Leu Val Ser Tyr Thr Asn Leu Thr Gln Gly Ala
 85 90 95

Lys Glu His Glu Glu Ala Glu Ser Gly Glu Gly Thr Arg Arg Arg Ala
 100 105 110

Ala Glu Ala Pro Ser Met Gly Thr Leu Met Gly Val Tyr Leu Pro Cys
 115 120 125

Leu Gln Asn Ile Phe Gly Val Ile Leu Phe Leu Arg Leu Thr Trp Met
 130 135 140

Val Gly Thr Ala Gly Val Leu Gln Ala Leu Leu Ile Val Leu Ile Cys
 145 150 155 160

Cys Cys Cys Thr Leu Leu Thr Ala Ile Ser Met Ser Ala Ile Ala Thr
 165 170 175

Asn Gly Val Val Pro Ala Gly Gly Ser Tyr Phe Met Ile Ser Arg Ser
 180 185 190

Leu Gly Pro Glu Phe Gly Gly Ala Val Gly Leu Cys Phe Tyr Leu Gly
 195 200 205

Thr Thr Phe Ala Ala Ala Met Tyr Ile Leu Gly Ala Ile Glu Ile Leu
 210 215 220

Leu Thr Tyr Ile Ala Pro Pro Ala Ala Ile Phe Tyr Pro Ser Gly Ala
 225 230 235 240

His Asp Thr Ser Asn Ala Thr Leu Asn Asn Met Arg Val Tyr Gly Thr
 245 250 255

Ile Phe Leu Thr Phe Met Thr Leu Val Val Phe Val Gly Val Lys Tyr
 260 265 270

Val Asn Lys Phe Ala Ser Leu Phe Leu Ala Cys Val Ile Ile Ser Ile
 275 280 285

Leu Ser Ile Tyr Ala Gly Gly Ile Lys Ser Ile Phe Asp Pro Pro Val
 290 295 300

Phe Pro Val Cys Met Leu Gly Asn Arg Thr Leu Ser Arg Asp Gln Phe
 305 310 315 320

ES 2 534 734 B1

Asp Ile Cys Ala Lys Thr Ala Val Val Asp Asn Glu Thr Val Ala Thr
 325 330 335

Gln Leu Trp Ser Phe Phe Cys His Ser Pro Asn Leu Thr Thr Asp Ser
 340 345 350

Cys Asp Pro Tyr Phe Met Leu Asn Asn Val Thr Glu Ile Pro Gly Ile
 355 360 365

Pro Gly Ala Ala Ala Gly Val Leu Gln Glu Asn Leu Trp Ser Ala Tyr
 370 375 380

Leu Glu Lys Gly Asp Ile Val Glu Lys His Gly Leu Pro Ser Ala Asp
 385 390 395 400

Ala Pro Ser Leu Lys Glu Ser Leu Pro Leu Tyr Val Val Ala Asp Ile
 405 410 415

Ala Thr Ser Phe Thr Val Leu Val Gly Ile Phe Phe Pro Ser Val Thr
 420 425 430

Gly Ile Met Ala Gly Ser Asn Arg Ser Gly Asp Leu Arg Asp Ala Gln
 435 440 445

Lys Ser Ile Pro Val Gly Thr Ile Leu Ala Ile Ile Thr Thr Ser Leu
 450 455 460

Val Tyr Phe Ser Ser Val Val Leu Phe Gly Ala Cys Ile Glu Gly Val
 465 470 475 480

Val Leu Arg Asp Lys Tyr Gly Asp Gly Val Ser Arg Asn Leu Val Val
 485 490 495

Gly Thr Leu Ala Trp Pro Ser Pro Trp Val Ile Val Ile Gly Ser Phe
 500 505 510

Phe Ser Thr Cys Gly Ala Gly Leu Gln Ser Leu Thr Gly Ala Pro Arg
 515 520 525

Leu Leu Gln Ala Ile Ala Lys Asp Asn Ile Ile Pro Phe Leu Arg Val
 530 535 540

Phe Gly His Gly Lys Val Asn Gly Glu Pro Thr Trp Ala Leu Leu Leu
 545 550 555 560

ES 2 534 734 B1

Thr Ala Leu Ile Ala Glu Leu Gly Ile Leu Ile Ala Ser Leu Asp Met
 565 570 575

Val Ala Pro Ile Leu Ser Met Phe Phe Leu Met Cys Tyr Leu Phe Val
 580 585 590

Asn Leu Ala Cys Ala Val Gln Thr Leu Leu Arg Thr Pro Asn Trp Arg
 595 600 605

Pro Arg Phe Lys Tyr Tyr His Trp Ala Leu Ser Phe Leu Gly Met Ser
 610 615 620

Leu Cys Leu Ala Leu Met Phe Val Ser Ser Trp Tyr Tyr Ala Leu Val
 625 630 635 640

Ala Met Leu Ile Ala Gly Met Ile Tyr Lys Tyr Ile Glu Tyr Gln Gly
 645 650 655

Ala Glu Lys Glu Trp Gly Asp Gly Ile Arg Gly Leu Ser Leu Ser Ala
 660 665 670

Ala Arg Tyr Ala Leu Leu Arg Leu Glu Glu Gly Pro Pro His Thr Lys
 675 680 685

Asn Trp Arg Pro Gln Leu Leu Val Leu Leu Lys Leu Asp Glu Asp Leu
 690 695 700

His Val Lys Tyr Pro Arg Leu Leu Thr Phe Ala Ser Gln Leu Lys Ala
 705 710 715 720

Gly Lys Gly Leu Thr Ile Val Gly Ser Val Ile Gln Gly Ser Phe Leu
 725 730 735

Glu Ser Tyr Gly Glu Ala Gln Ala Ala Glu Gln Thr Ile Lys Asn Met
 740 745 750

Met Glu Ile Glu Lys Val Lys Gly Phe Cys Gln Val Val Val Ala Ser
 755 760 765

Lys Val Arg Glu Gly Leu Ala His Leu Ile Gln Ser Cys Gly Leu Gly
 770 775 780

Gly Met Arg His Asn Ser Val Val Leu Gly Trp Pro Tyr Gly Trp Arg
 785 790 795 800

ES 2 534 734 B1

Gln Ser Glu Asp Pro Arg Ala Trp Lys Thr Phe Ile Asp Thr Val Arg
 805 810 815

Cys Thr Thr Ala Ala His Leu Ala Leu Leu Val Pro Lys Asn Ile Ala
 820 825 830

Phe Tyr Pro Ser Asn His Glu Arg Tyr Leu Glu Gly His Ile Asp Val
 835 840 845

Trp Trp Ile Val His Asp Gly Gly Met Leu Met Leu Leu Pro Phe Leu
 850 855 860

Leu Arg Gln His Lys Val Trp Arg Lys Cys Arg Met Arg Ile Phe Thr
 865 870 875 880

Val Ala Gln Met Asp Asp Asn Ser Ile Gln Met Lys Lys Asp Leu Ala
 885 890 895

Val Phe Leu Tyr His Leu Arg Leu Glu Ala Glu Val Glu Val Val Glu
 900 905 910

Met His Asn Ser Asp Ile Ser Ala Tyr Thr Tyr Glu Arg Thr Leu Met
 915 920 925

Met Glu Gln Arg Ser Gln Met Leu Arg Gln Met Arg Leu Thr Lys Thr
 930 935 940

Glu Arg Glu Arg Glu Ala Gln Leu Val Lys Asp Arg His Ser Ala Leu
 945 950 955 960

Arg Leu Glu Ser Leu Tyr Ser Asp Glu Glu Asp Glu Ser Ala Val Gly
 965 970 975

Ala Asp Lys Ile Gln Met Thr Trp Thr Arg Asp Lys Tyr Met Thr Glu
 980 985 990

Thr Trp Asp Pro Ser His Ala Pro Asp Asn Phe Arg Glu Leu Val His
 995 1000 1005

Ile Lys Pro Asp Gln Ser Asn Val Arg Arg Met His Thr Ala Val
 1010 1015 1020

Lys Leu Asn Glu Val Ile Val Thr Arg Ser His Asp Ala Arg Leu
 1025 1030 1035

ES 2 534 734 B1

Val Leu Leu Asn Met Pro Gly Pro Pro Arg Asn Ser Glu Gly Asp
 1040 1045 1050

Glu Asn Tyr Met Glu Phe Leu Glu Val Leu Thr Glu Gly Leu Glu
 1055 1060 1065

Arg Val Leu Leu Val Arg Gly Gly Gly Arg Glu Val Ile Thr Ile
 1070 1075 1080

Tyr Ser
 1085

<210> 155
 <211> 1054
 <212> PRT
 <213> Homo sapiens

<400> 155

Met Gly Asp Thr Leu Ser Pro Gly His Gly Asn His Arg Glu Ser Ser
 1 5 10 15

Pro Phe Leu Ser Pro Leu Glu Ala Ser Arg Gly Ile Asp Tyr Tyr Asp
 20 25 30

Arg Asn Leu Ala Leu Phe Glu Glu Glu Leu Asp Ile Arg Pro Lys Val
 35 40 45

Ser Ser Leu Leu Gly Lys Leu Val Ser Tyr Thr Asn Leu Thr Gln Gly
 50 55 60

Ala Lys Glu His Glu Glu Ala Glu Ser Gly Glu Gly Thr Arg Arg Arg
 65 70 75 80

Ala Ala Glu Ala Pro Ser Met Gly Thr Leu Met Gly Val Tyr Leu Pro
 85 90 95

Cys Leu Gln Asn Ile Phe Gly Val Ile Leu Phe Leu Arg Leu Thr Trp
 100 105 110

Met Val Gly Thr Ala Gly Val Leu Gln Ala Leu Leu Ile Val Leu Ile
 115 120 125

Cys Cys Cys Cys Thr Leu Leu Thr Ala Ile Ser Met Ser Ala Ile Ala
 130 135 140

ES 2 534 734 B1

Thr Asn Gly Val Val Pro Ala Gly Gly Ser Tyr Phe Met Ile Ser Arg
 145 150 155 160

Ser Leu Gly Pro Glu Phe Gly Gly Ala Val Gly Leu Cys Phe Tyr Leu
 165 170 175

Gly Thr Thr Phe Ala Ala Ala Met Tyr Ile Leu Gly Ala Ile Glu Ile
 180 185 190

Leu Leu Thr Tyr Ile Ala Pro Pro Ala Ala Ile Phe Tyr Pro Ser Gly
 195 200 205

Ala His Asp Thr Ser Asn Ala Thr Leu Asn Asn Met Arg Val Tyr Gly
 210 215 220

Thr Ile Phe Leu Thr Phe Met Thr Leu Val Val Phe Val Gly Val Lys
 225 230 235 240

Tyr Val Asn Lys Phe Ala Ser Leu Phe Leu Ala Cys Val Ile Ile Ser
 245 250 255

Ile Leu Ser Ile Tyr Ala Gly Gly Ile Lys Ser Ile Phe Asp Pro Pro
 260 265 270

Val Phe Pro Val Cys Met Leu Gly Asn Arg Thr Leu Ser Arg Asp Gln
 275 280 285

Phe Asp Ile Cys Ala Lys Thr Ala Val Val Asp Asn Glu Thr Val Ala
 290 295 300

Thr Gln Leu Trp Ser Phe Phe Cys His Ser Pro Asn Leu Thr Thr Asp
 305 310 315 320

Ser Cys Asp Pro Tyr Phe Met Leu Asn Asn Val Thr Glu Ile Pro Gly
 325 330 335

Ile Pro Gly Ala Ala Ala Gly Val Leu Gln Glu Asn Leu Trp Ser Ala
 340 345 350

Tyr Leu Glu Lys Gly Asp Ile Val Glu Lys His Gly Leu Pro Ser Ala
 355 360 365

Asp Ala Pro Ser Leu Lys Glu Ser Leu Pro Leu Tyr Val Val Ala Asp
 370 375 380

ES 2 534 734 B1

Ile Ala Thr Ser Phe Thr Val Leu Val Gly Ile Phe Phe Pro Ser Val
 385 390 395 400

Thr Gly Ile Met Ala Gly Ser Asn Arg Ser Gly Asp Leu Arg Asp Ala
 405 410 415

Gln Lys Ser Ile Pro Val Gly Thr Ile Leu Ala Ile Ile Thr Thr Ser
 420 425 430

Leu Val Tyr Phe Ser Ser Val Val Leu Phe Gly Ala Cys Ile Glu Gly
 435 440 445

Val Val Leu Arg Asp Lys Tyr Gly Asp Gly Val Ser Arg Asn Leu Val
 450 455 460

Val Gly Thr Leu Ala Trp Pro Ser Pro Trp Val Ile Val Ile Gly Ser
 465 470 475 480

Phe Phe Ser Thr Cys Gly Ala Gly Leu Gln Ser Leu Thr Gly Ala Pro
 485 490 495

Arg Leu Leu Gln Ala Ile Ala Lys Asp Asn Ile Ile Pro Phe Leu Arg
 500 505 510

Val Phe Gly His Gly Lys Val Asn Gly Glu Pro Thr Trp Ala Leu Leu
 515 520 525

Leu Thr Ala Leu Ile Ala Glu Leu Gly Ile Leu Ile Ala Ser Leu Asp
 530 535 540

Met Val Ala Pro Ile Leu Ser Met Phe Phe Leu Met Cys Tyr Leu Phe
 545 550 555 560

Val Asn Leu Ala Cys Ala Val Gln Thr Leu Leu Arg Thr Pro Asn Trp
 565 570 575

Arg Pro Arg Phe Lys Tyr Tyr His Trp Ala Leu Ser Phe Leu Gly Met
 580 585 590

Ser Leu Cys Leu Ala Leu Met Phe Val Ser Ser Trp Tyr Tyr Ala Leu
 595 600 605

Val Ala Met Leu Ile Ala Gly Met Ile Tyr Lys Tyr Ile Glu Tyr Gln
 610 615 620

ES 2 534 734 B1

Gly Ala Glu Lys Glu Trp Gly Asp Gly Ile Arg Gly Leu Ser Leu Ser
 625 630 635 640

Ala Ala Arg Tyr Ala Leu Leu Arg Leu Glu Glu Gly Pro Pro His Thr
 645 650 655

Lys Asn Trp Arg Pro Gln Leu Leu Val Leu Leu Lys Leu Asp Glu Asp
 660 665 670

Leu His Val Lys Tyr Pro Arg Leu Leu Thr Phe Ala Ser Gln Leu Lys
 675 680 685

Ala Gly Lys Gly Leu Thr Ile Val Gly Ser Val Ile Gln Gly Ser Phe
 690 695 700

Leu Glu Ser Tyr Gly Glu Ala Gln Ala Ala Glu Gln Thr Ile Lys Asn
 705 710 715 720

Met Met Glu Ile Glu Lys Val Lys Gly Phe Cys Gln Val Val Val Ala
 725 730 735

Ser Lys Val Arg Glu Gly Leu Ala His Leu Ile Gln Ser Cys Gly Leu
 740 745 750

Gly Gly Met Arg His Asn Ser Val Val Leu Gly Trp Pro Tyr Gly Trp
 755 760 765

Arg Gln Ser Glu Asp Pro Arg Ala Trp Lys Thr Phe Ile Asp Thr Val
 770 775 780

Arg Cys Thr Thr Ala Ala His Leu Ala Leu Leu Val Pro Lys Asn Ile
 785 790 795 800

Ala Phe Tyr Pro Ser Asn His Glu Arg Tyr Leu Glu Gly His Ile Asp
 805 810 815

Val Trp Trp Ile Val His Asp Gly Gly Met Leu Met Leu Leu Pro Phe
 820 825 830

Leu Leu Arg Gln His Lys Val Trp Arg Lys Cys Arg Met Arg Ile Phe
 835 840 845

Thr Val Ala Gln Met Asp Asp Asn Ser Ile Gln Met Lys Lys Asp Leu
 850 855 860

ES 2 534 734 B1

Ala Val Phe Leu Tyr His Leu Arg Leu Glu Ala Glu Val Glu Val Val
 865 870 875 880

Glu Met His Asn Ser Asp Ile Ser Ala Tyr Thr Tyr Glu Arg Thr Leu
 885 890 895

Met Met Glu Gln Arg Ser Gln Met Leu Arg Gln Met Arg Leu Thr Lys
 900 905 910

Thr Glu Arg Glu Arg Glu Ala Gln Leu Val Lys Asp Arg His Ser Ala
 915 920 925

Leu Arg Leu Glu Ser Leu Tyr Ser Asp Glu Glu Asp Glu Ser Ala Val
 930 935 940

Gly Ala Asp Lys Ile Gln Met Thr Trp Thr Arg Asp Lys Tyr Met Thr
 945 950 955 960

Glu Thr Trp Asp Pro Ser His Ala Pro Asp Asn Phe Arg Glu Leu Val
 965 970 975

His Ile Lys Pro Asp Gln Ser Asn Val Arg Arg Met His Thr Ala Val
 980 985 990

Lys Leu Asn Glu Val Ile Val Thr Arg Ser His Asp Ala Arg Leu Val
 995 1000 1005

Leu Leu Asn Met Pro Gly Pro Pro Arg Asn Ser Glu Gly Asp Glu
 1010 1015 1020

Asn Tyr Met Glu Phe Leu Glu Val Leu Thr Glu Gly Leu Glu Arg
 1025 1030 1035

Val Leu Leu Val Arg Gly Gly Gly Arg Glu Val Ile Thr Ile Tyr
 1040 1045 1050

Ser

<210> 156
 <211> 1079
 <212> PRT
 <213> Homo sapiens

<400> 156

ES 2 534 734 B1

Met Ala Ala Glu Gly Ala Val Cys Gly Phe Val Tyr Leu Glu Gly Thr
 1 5 10 15
 Ala Trp Ala Val Pro Glu Asp Thr Glu Pro Leu Ala Ser Cys Thr Leu
 20 25 30
 Gly His Gly Asn His Arg Glu Ser Ser Pro Phe Leu Ser Pro Leu Glu
 35 40 45
 Ala Ser Arg Gly Ile Asp Tyr Tyr Asp Arg Asn Leu Ala Leu Phe Glu
 50 55 60
 Glu Glu Leu Asp Ile Arg Pro Lys Val Ser Ser Leu Leu Gly Lys Leu
 65 70 75 80
 Val Ser Tyr Thr Asn Leu Thr Gln Gly Ala Lys Glu His Glu Glu Ala
 85 90 95
 Glu Ser Gly Glu Gly Thr Arg Arg Arg Ala Ala Glu Ala Pro Ser Met
 100 105 110
 Gly Thr Leu Met Gly Val Tyr Leu Pro Cys Leu Gln Asn Ile Phe Gly
 115 120 125
 Val Ile Leu Phe Leu Arg Leu Thr Trp Met Val Gly Thr Ala Gly Val
 130 135 140
 Leu Gln Ala Leu Leu Ile Val Leu Ile Cys Cys Cys Cys Thr Leu Leu
 145 150 155 160
 Thr Ala Ile Ser Met Ser Ala Ile Ala Thr Asn Gly Val Val Pro Ala
 165 170 175
 Gly Gly Ser Tyr Phe Met Ile Ser Arg Ser Leu Gly Pro Glu Phe Gly
 180 185 190
 Gly Ala Val Gly Leu Cys Phe Tyr Leu Gly Thr Thr Phe Ala Ala Ala
 195 200 205
 Met Tyr Ile Leu Gly Ala Ile Glu Ile Leu Leu Thr Tyr Ile Ala Pro
 210 215 220
 Pro Ala Ala Ile Phe Tyr Pro Ser Gly Ala His Asp Thr Ser Asn Ala
 225 230 235 240

ES 2 534 734 B1

Thr Leu Asn Asn Met Arg Val Tyr Gly Thr Ile Phe Leu Thr Phe Met
 245 250 255

Thr Leu Val Val Phe Val Gly Val Lys Tyr Val Asn Lys Phe Ala Ser
 260 265 270

Leu Phe Leu Ala Cys Val Ile Ile Ser Ile Leu Ser Ile Tyr Ala Gly
 275 280 285

Gly Ile Lys Ser Ile Phe Asp Pro Pro Val Phe Pro Val Cys Met Leu
 290 295 300

Gly Asn Arg Thr Leu Ser Arg Asp Gln Phe Asp Ile Cys Ala Lys Thr
 305 310 315 320

Ala Val Val Asp Asn Glu Thr Val Ala Thr Gln Leu Trp Ser Phe Phe
 325 330 335

Cys His Ser Pro Asn Leu Thr Thr Asp Ser Cys Asp Pro Tyr Phe Met
 340 345 350

Leu Asn Asn Val Thr Glu Ile Pro Gly Ile Pro Gly Ala Ala Ala Gly
 355 360 365

Val Leu Gln Glu Asn Leu Trp Ser Ala Tyr Leu Glu Lys Gly Asp Ile
 370 375 380

Val Glu Lys His Gly Leu Pro Ser Ala Asp Ala Pro Ser Leu Lys Glu
 385 390 395 400

Ser Leu Pro Leu Tyr Val Val Ala Asp Ile Ala Thr Ser Phe Thr Val
 405 410 415

Leu Val Gly Ile Phe Phe Pro Ser Val Thr Gly Ile Met Ala Gly Ser
 420 425 430

Asn Arg Ser Gly Asp Leu Arg Asp Ala Gln Lys Ser Ile Pro Val Gly
 435 440 445

Thr Ile Leu Ala Ile Ile Thr Thr Ser Leu Val Tyr Phe Ser Ser Val
 450 455 460

Val Leu Phe Gly Ala Cys Ile Glu Gly Val Val Leu Arg Asp Lys Tyr
 465 470 475 480

ES 2 534 734 B1

Gly Asp Gly Val Ser Arg Asn Leu Val Val Gly Thr Leu Ala Trp Pro
 485 490 495

Ser Pro Trp Val Ile Val Ile Gly Ser Phe Phe Ser Thr Cys Gly Ala
 500 505 510

Gly Leu Gln Ser Leu Thr Gly Ala Pro Arg Leu Leu Gln Ala Ile Ala
 515 520 525

Lys Asp Asn Ile Ile Pro Phe Leu Arg Val Phe Gly His Gly Lys Val
 530 535 540

Asn Gly Glu Pro Thr Trp Ala Leu Leu Leu Thr Ala Leu Ile Ala Glu
 545 550 555 560

Leu Gly Ile Leu Ile Ala Ser Leu Asp Met Val Ala Pro Ile Leu Ser
 565 570 575

Met Phe Phe Leu Met Cys Tyr Leu Phe Val Asn Leu Ala Cys Ala Val
 580 585 590

Gln Thr Leu Leu Arg Thr Pro Asn Trp Arg Pro Arg Phe Lys Tyr Tyr
 595 600 605

His Trp Ala Leu Ser Phe Leu Gly Met Ser Leu Cys Leu Ala Leu Met
 610 615 620

Phe Val Ser Ser Trp Tyr Tyr Ala Leu Val Ala Met Leu Ile Ala Gly
 625 630 635 640

Met Ile Tyr Lys Tyr Ile Glu Tyr Gln Gly Ala Glu Lys Glu Trp Gly
 645 650 655

Asp Gly Ile Arg Gly Leu Ser Leu Ser Ala Ala Arg Tyr Ala Leu Leu
 660 665 670

Arg Leu Glu Glu Gly Pro Pro His Thr Lys Asn Trp Arg Pro Gln Leu
 675 680 685

Leu Val Leu Leu Lys Leu Asp Glu Asp Leu His Val Lys Tyr Pro Arg
 690 695 700

Leu Leu Thr Phe Ala Ser Gln Leu Lys Ala Gly Lys Gly Leu Thr Ile
 705 710 715 720

ES 2 534 734 B1

Val Gly Ser Val Ile Gln Gly Ser Phe Leu Glu Ser Tyr Gly Glu Ala
 725 730 735

Gln Ala Ala Glu Gln Thr Ile Lys Asn Met Met Glu Ile Glu Lys Val
 740 745 750

Lys Gly Phe Cys Gln Val Val Val Ala Ser Lys Val Arg Glu Gly Leu
 755 760 765

Ala His Leu Ile Gln Ser Cys Gly Leu Gly Gly Met Arg His Asn Ser
 770 775 780

Val Val Leu Gly Trp Pro Tyr Gly Trp Arg Gln Ser Glu Asp Pro Arg
 785 790 795 800

Ala Trp Lys Thr Phe Ile Asp Thr Val Arg Cys Thr Thr Ala Ala His
 805 810 815

Leu Ala Leu Leu Val Pro Lys Asn Ile Ala Phe Tyr Pro Ser Asn His
 820 825 830

Glu Arg Tyr Leu Glu Gly His Ile Asp Val Trp Trp Ile Val His Asp
 835 840 845

Gly Gly Met Leu Met Leu Leu Pro Phe Leu Leu Arg Gln His Lys Val
 850 855 860

Trp Arg Lys Cys Arg Met Arg Ile Phe Thr Val Ala Gln Met Asp Asp
 865 870 875 880

Asn Ser Ile Gln Met Lys Lys Asp Leu Ala Val Phe Leu Tyr His Leu
 885 890 895

Arg Leu Glu Ala Glu Val Glu Val Val Glu Met His Asn Ser Asp Ile
 900 905 910

Ser Ala Tyr Thr Tyr Glu Arg Thr Leu Met Met Glu Gln Arg Ser Gln
 915 920 925

Met Leu Arg Gln Met Arg Leu Thr Lys Thr Glu Arg Glu Arg Glu Ala
 930 935 940

Gln Leu Val Lys Asp Arg His Ser Ala Leu Arg Leu Glu Ser Leu Tyr
 945 950 955 960

ES 2 534 734 B1

Cys Ala Ser Met Lys Leu Asp Val Asn Phe Gln Arg Lys Lys Gly Asp
 85 90 95

Asp Ser Asp Glu Glu Asp Leu Cys Ile Ser Asn Lys Trp Thr Phe Gln
 100 105 110

Arg Thr Ser Arg Arg Trp Ser Arg Val Asp Asp Leu Tyr Thr Leu Leu
 115 120 125

Pro Arg Gly Asp Arg Asn Gly Ser Pro Gly Gly Thr Gly Met Arg Asn
 130 135 140

Thr Thr Ser Ser Glu Ser Val Leu Thr Asp Leu Ser Glu Pro Glu Val
 145 150 155 160

Cys Ser Ile His Ser Glu Ser Ser Gly Gly Ser Asp Ser Arg Ser Gln
 165 170 175

Pro Gly Gln Cys Cys Thr Asp Asn Pro Val Met Leu Asp Ala Pro Leu
 180 185 190

Val Ser Ser Ser Leu Pro Gln Pro Pro Arg Asp Val Leu Asn His Pro
 195 200 205

Phe His Pro Lys Asn Glu Lys Pro Thr Arg Ala Arg Ala Lys Ser Phe
 210 215 220

Leu Lys Arg Met Glu Thr Leu Arg Gly Lys Gly Ala His Gly Arg His
 225 230 235 240

Lys Gly Ser Gly Arg Thr Gly Gly Leu Val Ile Ser Gly Pro Met Leu
 245 250 255

Gln Gln Glu Pro Glu Ser Phe Lys Ala Met Gln Cys Ile Gln Ile Pro
 260 265 270

Asn Gly Asp Leu Gln Asn Ser Pro Pro Pro Ala Cys Arg Lys Gly Leu
 275 280 285

Pro Cys Ser Gly Lys Ser Ser Gly Glu Ser Ser Pro Ser Glu His Ser
 290 295 300

Ser Ser Gly Val Ser Thr Pro Cys Leu Lys Glu Arg Lys Cys His Glu
 305 310 315 320

ES 2 534 734 B1

Ala Asn Lys Arg Gly Gly Met Tyr Leu Glu Asp Leu Asp Val Leu Ala
 325 330 335

Gly Thr Ala Leu Pro Asp Ala Gly Asp Gln Ser Arg Met His Glu Phe
 340 345 350

His Ser Gln Glu Asn Leu Val Val His Ile Pro Lys Asp His Lys Pro
 355 360 365

Gly Thr Phe Pro Lys Ala Leu Ser Ile Glu Ser Leu Ser Pro Thr Asp
 370 375 380

Ser Ser Asn Gly Val Asn Trp Arg Thr Gly Ser Ile Ser Leu Gly Arg
 385 390 395 400

Glu Gln Val Pro Gly Ala Arg Glu Pro Arg Leu Met Ala Ser Cys His
 405 410 415

Arg Ala Ser Arg Val Ser Ile Tyr Asp Asn Val Pro Gly Ser His Leu
 420 425 430

Tyr Ala Ser Thr Gly Asp Leu Leu Asp Leu Glu Lys Asp Asp Leu Phe
 435 440 445

Pro His Leu Asp Asp Ile Leu Gln His Val Asn Gly Leu Gln Glu Val
 450 455 460

Val Asp Asp Trp Ser Lys Asp Val Leu Pro Glu Leu Gln Thr His Asp
 465 470 475 480

Thr Leu Val Gly Glu Pro Gly Leu Ser Thr Phe Pro Ser Pro Asn Gln
 485 490 495

Ile Thr Leu Asp Phe Glu Gly Asn Ser Val Ser Glu Gly Arg Thr Thr
 500 505 510

Pro Ser Asp Val Glu Arg Asp Val Thr Ser Leu Asn Glu Ser Glu Pro
 515 520 525

Pro Gly Val Arg Asp Arg Arg Asp Ser Gly Val Gly Ala Ser Leu Thr
 530 535 540

Arg Pro Asn Arg Arg Leu Arg Trp Asn Ser Phe Gln Leu Ser His Gln
 545 550 555 560

ES 2 534 734 B1

Pro Arg Pro Ala Pro Ala Ser Pro His Ile Ser Ser Gln Thr Ala Ser
 565 570 575

Gln Leu Ser Leu Leu Gln Arg Phe Ser Leu Leu Arg Leu Thr Ala Ile
 580 585 590

Met Glu Lys His Ser Met Ser Asn Lys His Gly Trp Thr Trp Ser Val
 595 600 605

Pro Lys Phe Met Lys Arg Met Lys Val Pro Asp Tyr Lys Asp Lys Ala
 610 615 620

Val Phe Gly Val Pro Leu Ile Val His Val Gln Arg Thr Gly Gln Pro
 625 630 635

Leu Pro Gln Ser Ile Gln Gln Ala Leu Arg Tyr Leu Arg Ser Asn Cys
 645 650 655

Leu Asp Gln Val Gly Leu Phe Arg Lys Ser Gly Val Lys Ser Arg Ile
 660 665 670

His Ala Leu Arg Gln Met Asn Glu Asn Phe Pro Glu Asn Val Asn Tyr
 675 680 685

Glu Asp Gln Ser Ala Tyr Asp Val Ala Asp Met Val Lys Gln Phe Phe
 690 695 700

Arg Asp Leu Pro Glu Pro Leu Phe Thr Asn Lys Leu Ser Glu Thr Phe
 705 710 715 720

Leu His Ile Tyr Gln Tyr Val Ser Lys Glu Gln Arg Leu Gln Ala Val
 725 730 735

Gln Ala Ala Ile Leu Leu Leu Ala Asp Glu Asn Arg Glu Val Leu Gln
 740 745 750

Thr Leu Leu Cys Phe Leu Asn Asp Val Val Asn Leu Val Glu Glu Asn
 755 760 765

Gln Met Thr Pro Met Asn Leu Ala Val Cys Leu Ala Pro Ser Leu Phe
 770 775 780

His Leu Asn Leu Leu Lys Lys Glu Ser Ser Pro Arg Val Ile Gln Lys
 785 790 795 800

ES 2 534 734 B1

Lys Tyr Ala Thr Gly Lys Pro Asp Gln Lys Asp Leu Asn Glu Asn Leu
 805 810 815

Ala Ala Ala Gln Gly Leu Ala His Met Ile Met Glu Cys Asp Arg Leu
 820 825 830

Phe Glu Val Pro His Glu Leu Val Ala Gln Ser Arg Asn Ser Tyr Val
 835 840 845

Glu Ala Glu Ile His Val Pro Thr Leu Glu Glu Leu Gly Thr Gln Leu
 850 855 860

Glu Glu Ser Gly Ala Thr Phe His Thr Tyr Leu Asn His Leu Ile Gln
 865 870 875 880

Gly Leu Gln Lys Glu Ala Lys Glu Lys Phe Lys Gly Trp Val Thr Cys
 885 890 895

Ser Ser Thr Asp Asn Thr Asp Leu Ala Phe Lys Lys Val Gly Asp Gly
 900 905 910

Asn Pro Leu Lys Leu Trp Lys Ala Ser Val Glu Val Glu Ala Pro Pro
 915 920 925

Ser Val Val Leu Asn Arg Val Leu Arg Glu Arg His Leu Trp Asp Glu
 930 935 940

Asp Phe Val Gln Trp Lys Val Val Glu Thr Leu Asp Arg Gln Thr Glu
 945 950 955 960

Ile Tyr Gln Tyr Val Leu Asn Ser Met Ala Pro His Pro Ser Arg Asp
 965 970 975

Phe Val Val Leu Arg Thr Trp Lys Thr Asp Leu Pro Lys Gly Met Cys
 980 985 990

Thr Leu Val Ser Leu Ser Val Glu His Glu Glu Ala Gln Leu Leu Gly
 995 1000 1005

Gly Val Arg Ala Val Val Met Asp Ser Gln Tyr Leu Ile Glu Pro
 1010 1015 1020

Cys Gly Ser Gly Lys Ser Arg Leu Thr His Ile Cys Arg Ile Asp
 1025 1030 1035

ES 2 534 734 B1

Leu Lys Gly His Ser Pro Glu Trp Tyr Ser Lys Gly Phe Gly His
 1040 1045 1050

Leu Cys Ala Ala Glu Val Ala Arg Ile Arg Asn Ser Phe Gln Pro
 1055 1060 1065

Leu Ile Ala Glu Gly Pro Glu Thr Lys Ile
 1070 1075

<210> 158
 <211> 1113
 <212> PRT
 <213> Homo sapiens

<400> 158

Met Phe Ser Gln Val Pro Arg Thr Pro Ala Ser Gly Cys Tyr Tyr Leu
 1 5 10 15

Asn Ser Met Thr Pro Glu Gly Gln Glu Met Tyr Leu Arg Phe Asp Gln
 20 25 30

Thr Thr Arg Arg Ser Pro Tyr Arg Met Ser Arg Ile Leu Ala Arg His
 35 40 45

Gln Leu Val Thr Lys Ile Gln Gln Glu Ile Glu Ala Lys Glu Ala Cys
 50 55 60

Asp Trp Leu Arg Ala Ala Gly Phe Pro Gln Tyr Ala Gln Leu Tyr Glu
 65 70 75 80

Asp Ser Gln Phe Pro Ile Asn Ile Val Ala Val Lys Asn Asp His Asp
 85 90 95

Phe Leu Glu Lys Asp Leu Val Glu Pro Leu Cys Arg Arg Leu Asn Thr
 100 105 110

Leu Asn Lys Cys Ala Ser Met Lys Leu Asp Val Asn Phe Gln Arg Lys
 115 120 125

Lys Gly Asp Asp Ser Asp Glu Glu Asp Leu Cys Ile Ser Asn Lys Trp
 130 135 140

Thr Phe Gln Arg Thr Ser Arg Arg Trp Ser Arg Val Asp Asp Leu Tyr
 145 150 155 160

ES 2 534 734 B1

Thr Leu Leu Pro Arg Gly Asp Arg Asn Gly Ser Pro Gly Gly Thr Gly
 165 170 175

Met Arg Asn Thr Thr Ser Ser Glu Ser Val Leu Thr Asp Leu Ser Glu
 180 185 190

Pro Glu Val Cys Ser Ile His Ser Glu Ser Ser Gly Gly Ser Asp Ser
 195 200 205

Arg Ser Gln Pro Gly Gln Cys Cys Thr Asp Asn Pro Val Met Leu Asp
 210 215 220

Ala Pro Leu Val Ser Ser Ser Leu Pro Gln Pro Pro Arg Asp Val Leu
 225 230 235 240

Asn His Pro Phe His Pro Lys Asn Glu Lys Pro Thr Arg Ala Arg Ala
 245 250 255

Lys Ser Phe Leu Lys Arg Met Glu Thr Leu Arg Gly Lys Gly Ala His
 260 265 270

Gly Arg His Lys Gly Ser Gly Arg Thr Gly Gly Leu Val Ile Ser Gly
 275 280 285

Pro Met Leu Gln Gln Glu Pro Glu Ser Phe Lys Ala Met Gln Cys Ile
 290 295 300

Gln Ile Pro Asn Gly Asp Leu Gln Asn Ser Pro Pro Pro Ala Cys Arg
 305 310 315 320

Lys Gly Leu Pro Cys Ser Gly Lys Ser Ser Gly Glu Ser Ser Pro Ser
 325 330 335

Glu His Ser Ser Ser Gly Val Ser Thr Pro Cys Leu Lys Glu Arg Lys
 340 345 350

Cys His Glu Ala Asn Lys Arg Gly Gly Met Tyr Leu Glu Asp Leu Asp
 355 360 365

Val Leu Ala Gly Thr Ala Leu Pro Asp Ala Gly Asp Gln Ser Arg Met
 370 375 380

His Glu Phe His Ser Gln Glu Asn Leu Val Val His Ile Pro Lys Asp
 385 390 395 400

ES 2 534 734 B1

His Lys Pro Gly Thr Phe Pro Lys Ala Leu Ser Ile Glu Ser Leu Ser
 405 410 415

Pro Thr Asp Ser Ser Asn Gly Val Asn Trp Arg Thr Gly Ser Ile Ser
 420 425 430

Leu Gly Arg Glu Gln Val Pro Gly Ala Arg Glu Pro Arg Leu Met Ala
 435 440 445

Ser Cys His Arg Ala Ser Arg Val Ser Ile Tyr Asp Asn Val Pro Gly
 450 455 460

Ser His Leu Tyr Ala Ser Thr Gly Asp Leu Leu Asp Leu Glu Lys Asp
 465 470 475 480

Asp Leu Phe Pro His Leu Asp Asp Ile Leu Gln His Val Asn Gly Leu
 485 490 495

Gln Glu Val Val Asp Asp Trp Ser Lys Asp Val Leu Pro Glu Leu Gln
 500 505 510

Thr His Asp Thr Leu Val Gly Glu Pro Gly Leu Ser Thr Phe Pro Ser
 515 520 525

Pro Asn Gln Ile Thr Leu Asp Phe Glu Gly Asn Ser Val Ser Glu Gly
 530 535 540

Arg Thr Thr Pro Ser Asp Val Glu Arg Asp Val Thr Ser Leu Asn Glu
 545 550 555 560

Ser Glu Pro Pro Gly Val Arg Asp Arg Arg Asp Ser Gly Val Gly Ala
 565 570 575

Ser Leu Thr Arg Pro Asn Arg Arg Leu Arg Trp Asn Ser Phe Gln Leu
 580 585 590

Ser His Gln Pro Arg Pro Ala Pro Ala Ser Pro His Ile Ser Ser Gln
 595 600 605

Thr Ala Ser Gln Leu Ser Leu Leu Gln Arg Phe Ser Leu Leu Arg Leu
 610 615 620

Thr Ala Ile Met Glu Lys His Ser Met Ser Asn Lys His Gly Trp Thr
 625 630 635 640

ES 2 534 734 B1

Trp Ser Val Pro Lys Phe Met Lys Arg Met Lys Val Pro Asp Tyr Lys
 645 650 655

Asp Lys Ala Val Phe Gly Val Pro Leu Ile Val His Val Gln Arg Thr
 660 665 670

Gly Gln Pro Leu Pro Gln Ser Ile Gln Gln Ala Leu Arg Tyr Leu Arg
 675 680 685

Ser Asn Cys Leu Asp Gln Val Gly Leu Phe Arg Lys Ser Gly Val Lys
 690 695 700

Ser Arg Ile His Ala Leu Arg Gln Met Asn Glu Asn Phe Pro Glu Asn
 705 710 715 720

Val Asn Tyr Glu Asp Gln Ser Ala Tyr Asp Val Ala Asp Met Val Lys
 725 730 735

Gln Phe Phe Arg Asp Leu Pro Glu Pro Leu Phe Thr Asn Lys Leu Ser
 740 745 750

Glu Thr Phe Leu His Ile Tyr Gln Tyr Val Ser Lys Glu Gln Arg Leu
 755 760 765

Gln Ala Val Gln Ala Ala Ile Leu Leu Leu Ala Asp Glu Asn Arg Glu
 770 775 780

Val Leu Gln Thr Leu Leu Cys Phe Leu Asn Asp Val Val Asn Leu Val
 785 790 795 800

Glu Glu Asn Gln Met Thr Pro Met Asn Leu Ala Val Cys Leu Ala Pro
 805 810 815

Ser Leu Phe His Leu Asn Leu Leu Lys Lys Glu Ser Ser Pro Arg Val
 820 825 830

Ile Gln Lys Lys Tyr Ala Thr Gly Lys Pro Asp Gln Lys Asp Leu Asn
 835 840 845

Glu Asn Leu Ala Ala Ala Gln Gly Leu Ala His Met Ile Met Glu Cys
 850 855 860

Asp Arg Leu Phe Glu Val Pro His Glu Leu Val Ala Gln Ser Arg Asn
 865 870 875 880

ES 2 534 734 B1

Ser Tyr Val Glu Ala Glu Ile His Val Pro Thr Leu Glu Glu Leu Gly
 885 890 895

Thr Gln Leu Glu Glu Ser Gly Ala Thr Phe His Thr Tyr Leu Asn His
 900 905 910

Leu Ile Gln Gly Leu Gln Lys Glu Ala Lys Glu Lys Phe Lys Gly Trp
 915 920 925

Val Thr Cys Ser Ser Thr Asp Asn Thr Asp Leu Ala Phe Lys Lys Val
 930 935 940

Gly Asp Gly Asn Pro Leu Lys Leu Trp Lys Ala Ser Val Glu Val Glu
 945 950 955 960

Ala Pro Pro Ser Val Val Leu Asn Arg Val Leu Arg Glu Arg His Leu
 965 970 975

Trp Asp Glu Asp Phe Val Gln Trp Lys Val Val Glu Thr Leu Asp Arg
 980 985 990

Gln Thr Glu Ile Tyr Gln Tyr Val Leu Asn Ser Met Ala Pro His Pro
 995 1000 1005

Ser Arg Asp Phe Val Val Leu Arg Thr Trp Lys Thr Asp Leu Pro
 1010 1015 1020

Lys Gly Met Cys Thr Leu Val Ser Leu Ser Val Glu His Glu Glu
 1025 1030 1035

Ala Gln Leu Leu Gly Gly Val Arg Ala Val Val Met Asp Ser Gln
 1040 1045 1050

Tyr Leu Ile Glu Pro Cys Gly Ser Gly Lys Ser Arg Leu Thr His
 1055 1060 1065

Ile Cys Arg Ile Asp Leu Lys Gly His Ser Pro Glu Trp Tyr Ser
 1070 1075 1080

Lys Gly Phe Gly His Leu Cys Ala Ala Glu Val Ala Arg Ile Arg
 1085 1090 1095

Asn Ser Phe Gln Pro Leu Ile Ala Glu Gly Pro Glu Thr Lys Ile
 1100 1105 1110

ES 2 534 734 B1

<210> 159
 <211> 995
 <212> PRT
 <213> Homo sapiens

<400> 159

Met Lys Leu Asp Val Asn Phe Gln Arg Lys Lys Gly Asp Asp Ser Asp
 1 5 10 15

Glu Glu Asp Leu Cys Ile Ser Asn Lys Trp Thr Phe Gln Arg Thr Ser
 20 25 30

Arg Arg Trp Ser Arg Val Asp Asp Leu Tyr Thr Leu Leu Pro Arg Gly
 35 40 45

Asp Arg Asn Gly Ser Pro Gly Gly Thr Gly Met Arg Asn Thr Thr Ser
 50 55 60

Ser Glu Ser Val Leu Thr Asp Leu Ser Glu Pro Glu Val Cys Ser Ile
 65 70 75 80

His Ser Glu Ser Ser Gly Gly Ser Asp Ser Arg Ser Gln Pro Gly Gln
 85 90 95

Cys Cys Thr Asp Asn Pro Val Met Leu Asp Ala Pro Leu Val Ser Ser
 100 105 110

Ser Leu Pro Gln Pro Pro Arg Asp Val Leu Asn His Pro Phe His Pro
 115 120 125

Lys Asn Glu Lys Pro Thr Arg Ala Arg Ala Lys Ser Phe Leu Lys Arg
 130 135 140

Met Glu Thr Leu Arg Gly Lys Gly Ala His Gly Arg His Lys Gly Ser
 145 150 155 160

Gly Arg Thr Gly Gly Leu Val Ile Ser Gly Pro Met Leu Gln Gln Glu
 165 170 175

Pro Glu Ser Phe Lys Ala Met Gln Cys Ile Gln Ile Pro Asn Gly Asp
 180 185 190

Leu Gln Asn Ser Pro Pro Pro Ala Cys Arg Lys Gly Leu Pro Cys Ser
 195 200 205

ES 2 534 734 B1

Gly Lys Ser Ser Gly Glu Ser Ser Pro Ser Glu His Ser Ser Ser Gly
 210 215 220

Val Ser Thr Pro Cys Leu Lys Glu Arg Lys Cys His Glu Ala Asn Lys
 225 230 235 240

Arg Gly Gly Met Tyr Leu Glu Asp Leu Asp Val Leu Ala Gly Thr Ala
 245 250 255

Leu Pro Asp Ala Gly Asp Gln Ser Arg Met His Glu Phe His Ser Gln
 260 265 270

Glu Asn Leu Val Val His Ile Pro Lys Asp His Lys Pro Gly Thr Phe
 275 280 285

Pro Lys Ala Leu Ser Ile Glu Ser Leu Ser Pro Thr Asp Ser Ser Asn
 290 295 300

Gly Val Asn Trp Arg Thr Gly Ser Ile Ser Leu Gly Arg Glu Gln Val
 305 310 315 320

Pro Gly Ala Arg Glu Pro Arg Leu Met Ala Ser Cys His Arg Ala Ser
 325 330 335

Arg Val Ser Ile Tyr Asp Asn Val Pro Gly Ser His Leu Tyr Ala Ser
 340 345 350

Thr Gly Asp Leu Leu Asp Leu Glu Lys Asp Asp Leu Phe Pro His Leu
 355 360 365

Asp Asp Ile Leu Gln His Val Asn Gly Leu Gln Glu Val Val Asp Asp
 370 375 380

Trp Ser Lys Asp Val Leu Pro Glu Leu Gln Thr His Asp Thr Leu Val
 385 390 395 400

Gly Glu Pro Gly Leu Ser Thr Phe Pro Ser Pro Asn Gln Ile Thr Leu
 405 410 415

Asp Phe Glu Gly Asn Ser Val Ser Glu Gly Arg Thr Thr Pro Ser Asp
 420 425 430

Val Glu Arg Asp Val Thr Ser Leu Asn Glu Ser Glu Pro Pro Gly Val
 435 440 445

ES 2 534 734 B1

Arg Asp Arg Arg Asp Ser Gly Val Gly Ala Ser Leu Thr Arg Pro Asn
 450 455 460

Arg Arg Leu Arg Trp Asn Ser Phe Gln Leu Ser His Gln Pro Arg Pro
 465 470 475 480

Ala Pro Ala Ser Pro His Ile Ser Ser Gln Thr Ala Ser Gln Leu Ser
 485 490 495

Leu Leu Gln Arg Phe Ser Leu Leu Arg Leu Thr Ala Ile Met Glu Lys
 500 505 510

His Ser Met Ser Asn Lys His Gly Trp Thr Trp Ser Val Pro Lys Phe
 515 520 525

Met Lys Arg Met Lys Val Pro Asp Tyr Lys Asp Lys Ala Val Phe Gly
 530 535 540

Val Pro Leu Ile Val His Val Gln Arg Thr Gly Gln Pro Leu Pro Gln
 545 550 555

Ser Ile Gln Gln Ala Leu Arg Tyr Leu Arg Ser Asn Cys Leu Asp Gln
 565 570 575

Val Gly Leu Phe Arg Lys Ser Gly Val Lys Ser Arg Ile His Ala Leu
 580 585 590

Arg Gln Met Asn Glu Asn Phe Pro Glu Asn Val Asn Tyr Glu Asp Gln
 595 600 605

Ser Ala Tyr Asp Val Ala Asp Met Val Lys Gln Phe Phe Arg Asp Leu
 610 615 620

Pro Glu Pro Leu Phe Thr Asn Lys Leu Ser Glu Thr Phe Leu His Ile
 625 630 635 640

Tyr Gln Tyr Val Ser Lys Glu Gln Arg Leu Gln Ala Val Gln Ala Ala
 645 650 655

Ile Leu Leu Leu Ala Asp Glu Asn Arg Glu Val Leu Gln Thr Leu Leu
 660 665 670

Cys Phe Leu Asn Asp Val Val Asn Leu Val Glu Glu Asn Gln Met Thr
 675 680 685

ES 2 534 734 B1

Pro Met Asn Leu Ala Val Cys Leu Ala Pro Ser Leu Phe His Leu Asn
 690 695 700

Leu Leu Lys Lys Glu Ser Ser Pro Arg Val Ile Gln Lys Lys Tyr Ala
 705 710 715 720

Thr Gly Lys Pro Asp Gln Lys Asp Leu Asn Glu Asn Leu Ala Ala Ala
 725 730 735

Gln Gly Leu Ala His Met Ile Met Glu Cys Asp Arg Leu Phe Glu Val
 740 745 750

Pro His Glu Leu Val Ala Gln Ser Arg Asn Ser Tyr Val Glu Ala Glu
 755 760 765

Ile His Val Pro Thr Leu Glu Glu Leu Gly Thr Gln Leu Glu Glu Ser
 770 775 780

Gly Ala Thr Phe His Thr Tyr Leu Asn His Leu Ile Gln Gly Leu Gln
 785 790 795 800

Lys Glu Ala Lys Glu Lys Phe Lys Gly Trp Val Thr Cys Ser Ser Thr
 805 810 815

Asp Asn Thr Asp Leu Ala Phe Lys Lys Val Gly Asp Gly Asn Pro Leu
 820 825 830

Lys Leu Trp Lys Ala Ser Val Glu Val Glu Ala Pro Pro Ser Val Val
 835 840 845

Leu Asn Arg Val Leu Arg Glu Arg His Leu Trp Asp Glu Asp Phe Val
 850 855 860

Gln Trp Lys Val Val Glu Thr Leu Asp Arg Gln Thr Glu Ile Tyr Gln
 865 870 875 880

Tyr Val Leu Asn Ser Met Ala Pro His Pro Ser Arg Asp Phe Val Val
 885 890 895

Leu Arg Thr Trp Lys Thr Asp Leu Pro Lys Gly Met Cys Thr Leu Val
 900 905 910

Ser Leu Ser Val Glu His Glu Glu Ala Gln Leu Leu Gly Gly Val Arg
 915 920 925

ES 2 534 734 B1

Ala Val Val Met Asp Ser Gln Tyr Leu Ile Glu Pro Cys Gly Ser Gly
 930 935 940

Lys Ser Arg Leu Thr His Ile Cys Arg Ile Asp Leu Lys Gly His Ser
 945 950 955 960

Pro Glu Trp Tyr Ser Lys Gly Phe Gly His Leu Cys Ala Ala Glu Val
 965 970 975

Ala Arg Ile Arg Asn Ser Phe Gln Pro Leu Ile Ala Glu Gly Pro Glu
 980 985 990

Thr Lys Ile
 995

<210> 160
 <211> 1105
 <212> PRT
 <213> Homo sapiens

<400> 160

Met Leu Glu Pro Ser Ser Val Leu His Ala Asn Val Asn Gln Ala Pro
 1 5 10 15

Leu Trp Cys Leu Val Leu Arg Trp Cys Arg Glu Cys Lys Asp Thr Val
 20 25 30

Cys Gly Gly Lys Gln Lys Ser Arg Val Asn His Thr Phe Gln Arg Arg
 35 40 45

Glu Ile Glu Ala Lys Glu Ala Cys Asp Trp Leu Arg Ala Ala Gly Phe
 50 55 60

Pro Gln Tyr Ala Gln Leu Tyr Glu Asp Ser Gln Phe Pro Ile Asn Ile
 65 70 75 80

Val Ala Val Lys Asn Asp His Asp Phe Leu Glu Lys Asp Leu Val Glu
 85 90 95

Pro Leu Cys Arg Arg Leu Asn Thr Leu Asn Lys Cys Ala Ser Met Lys
 100 105 110

Leu Asp Val Asn Phe Gln Arg Lys Lys Gly Asp Asp Ser Asp Glu Glu
 115 120 125

ES 2 534 734 B1

Asp Leu Cys Ile Ser Asn Lys Trp Thr Phe Gln Arg Thr Ser Arg Arg
 130 135 140

Trp Ser Arg Val Asp Asp Leu Tyr Thr Leu Leu Pro Arg Gly Asp Arg
 145 150 155 160

Asn Gly Ser Pro Gly Gly Thr Gly Met Arg Asn Thr Thr Ser Ser Glu
 165 170 175

Ser Val Leu Thr Asp Leu Ser Glu Pro Glu Val Cys Ser Ile His Ser
 180 185 190

Glu Ser Ser Gly Gly Ser Asp Ser Arg Ser Gln Pro Gly Gln Cys Cys
 195 200 205

Thr Asp Asn Pro Val Met Leu Asp Ala Pro Leu Val Ser Ser Ser Leu
 210 215 220

Pro Gln Pro Pro Arg Asp Val Leu Asn His Pro Phe His Pro Lys Asn
 225 230 235 240

Glu Lys Pro Thr Arg Ala Arg Ala Lys Ser Phe Leu Lys Arg Met Glu
 245 250 255

Thr Leu Arg Gly Lys Gly Ala His Gly Arg His Lys Gly Ser Gly Arg
 260 265 270

Thr Gly Gly Leu Val Ile Ser Gly Pro Met Leu Gln Gln Glu Pro Glu
 275 280 285

Ser Phe Lys Ala Met Gln Cys Ile Gln Ile Pro Asn Gly Asp Leu Gln
 290 295 300

Asn Ser Pro Pro Pro Ala Cys Arg Lys Gly Leu Pro Cys Ser Gly Lys
 305 310 315 320

Ser Ser Gly Glu Ser Ser Pro Ser Glu His Ser Ser Ser Gly Val Ser
 325 330 335

Thr Pro Cys Leu Lys Glu Arg Lys Cys His Glu Ala Asn Lys Arg Gly
 340 345 350

Gly Met Tyr Leu Glu Asp Leu Asp Val Leu Ala Gly Thr Ala Leu Pro
 355 360 365

ES 2 534 734 B1

Asp Ala Gly Asp Gln Ser Arg Met His Glu Phe His Ser Gln Glu Asn
 370 375 380

Leu Val Val His Ile Pro Lys Asp His Lys Pro Gly Thr Phe Pro Lys
 385 390 395 400

Ala Leu Ser Ile Glu Ser Leu Ser Pro Thr Asp Ser Ser Asn Gly Val
 405 410 415

Asn Trp Arg Thr Gly Ser Ile Ser Leu Gly Arg Glu Gln Val Pro Gly
 420 425 430

Ala Arg Glu Pro Arg Leu Met Ala Ser Cys His Arg Ala Ser Arg Val
 435 440 445

Ser Ile Tyr Asp Asn Val Pro Gly Ser His Leu Tyr Ala Ser Thr Gly
 450 455 460

Asp Leu Leu Asp Leu Glu Lys Asp Asp Leu Phe Pro His Leu Asp Asp
 465 470 475 480

Ile Leu Gln His Val Asn Gly Leu Gln Glu Val Val Asp Asp Trp Ser
 485 490 495

Lys Asp Val Leu Pro Glu Leu Gln Thr His Asp Thr Leu Val Gly Glu
 500 505 510

Pro Gly Leu Ser Thr Phe Pro Ser Pro Asn Gln Ile Thr Leu Asp Phe
 515 520 525

Glu Gly Asn Ser Val Ser Glu Gly Arg Thr Thr Pro Ser Asp Val Glu
 530 535 540

Arg Asp Val Thr Ser Leu Asn Glu Ser Glu Pro Pro Gly Val Arg Asp
 545 550 555 560

Arg Arg Asp Ser Gly Val Gly Ala Ser Leu Thr Arg Pro Asn Arg Arg
 565 570 575

Leu Arg Trp Asn Ser Phe Gln Leu Ser His Gln Pro Arg Pro Ala Pro
 580 585 590

Ala Ser Pro His Ile Ser Ser Gln Thr Ala Ser Gln Leu Ser Leu Leu
 595 600 605

ES 2 534 734 B1

Gln Arg Phe Ser Leu Leu Arg Leu Thr Ala Ile Met Glu Lys His Ser
 610 615 620

Met Ser Asn Lys His Gly Trp Thr Trp Ser Val Pro Lys Phe Met Lys
 625 630 635 640

Arg Met Lys Val Pro Asp Tyr Lys Asp Lys Ala Val Phe Gly Val Pro
 645 650 655

Leu Ile Val His Val Gln Arg Thr Gly Gln Pro Leu Pro Gln Ser Ile
 660 665 670

Gln Gln Ala Leu Arg Tyr Leu Arg Ser Asn Cys Leu Asp Gln Val Gly
 675 680 685

Leu Phe Arg Lys Ser Gly Val Lys Ser Arg Ile His Ala Leu Arg Gln
 690 695 700

Met Asn Glu Asn Phe Pro Glu Asn Val Asn Tyr Glu Asp Gln Ser Ala
 705 710 715 720

Tyr Asp Val Ala Asp Met Val Lys Gln Phe Phe Arg Asp Leu Pro Glu
 725 730 735

Pro Leu Phe Thr Asn Lys Leu Ser Glu Thr Phe Leu His Ile Tyr Gln
 740 745 750

Tyr Val Ser Lys Glu Gln Arg Leu Gln Ala Val Gln Ala Ala Ile Leu
 755 760 765

Leu Leu Ala Asp Glu Asn Arg Glu Val Leu Gln Thr Leu Leu Cys Phe
 770 775 780

Leu Asn Asp Val Val Asn Leu Val Glu Glu Asn Gln Met Thr Pro Met
 785 790 795 800

Asn Leu Ala Val Cys Leu Ala Pro Ser Leu Phe His Leu Asn Leu Leu
 805 810 815

Lys Lys Glu Ser Ser Pro Arg Val Ile Gln Lys Lys Tyr Ala Thr Gly
 820 825 830

Lys Pro Asp Gln Lys Asp Leu Asn Glu Asn Leu Ala Ala Ala Gln Gly
 835 840 845

ES 2 534 734 B1

Leu Ala His Met Ile Met Glu Cys Asp Arg Leu Phe Glu Val Pro His
 850 855 860

Glu Leu Val Ala Gln Ser Arg Asn Ser Tyr Val Glu Ala Glu Ile His
 865 870 875 880

Val Pro Thr Leu Glu Glu Leu Gly Thr Gln Leu Glu Glu Ser Gly Ala
 885 890 895

Thr Phe His Thr Tyr Leu Asn His Leu Ile Gln Gly Leu Gln Lys Glu
 900 905 910

Ala Lys Glu Lys Phe Lys Gly Trp Val Thr Cys Ser Ser Thr Asp Asn
 915 920 925

Thr Asp Leu Ala Phe Lys Lys Val Gly Asp Gly Asn Pro Leu Lys Leu
 930 935 940

Trp Lys Ala Ser Val Glu Val Glu Ala Pro Pro Ser Val Val Leu Asn
 945 950 955 960

Arg Val Leu Arg Glu Arg His Leu Trp Asp Glu Asp Phe Val Gln Trp
 965 970 975

Lys Val Val Glu Thr Leu Asp Arg Gln Thr Glu Ile Tyr Gln Tyr Val
 980 985 990

Leu Asn Ser Met Ala Pro His Pro Ser Arg Asp Phe Val Val Leu Arg
 995 1000 1005

Thr Trp Lys Thr Asp Leu Pro Lys Gly Met Cys Thr Leu Val Ser
 1010 1015 1020

Leu Ser Val Glu His Glu Glu Ala Gln Leu Leu Gly Gly Val Arg
 1025 1030 1035

Ala Val Val Met Asp Ser Gln Tyr Leu Ile Glu Pro Cys Gly Ser
 1040 1045 1050

Gly Lys Ser Arg Leu Thr His Ile Cys Arg Ile Asp Leu Lys Gly
 1055 1060 1065

His Ser Pro Glu Trp Tyr Ser Lys Gly Phe Gly His Leu Cys Ala
 1070 1075 1080

ES 2 534 734 B1

Ala Glu Val Ala Arg Ile Arg Asn Ser Phe Gln Pro Leu Ile Ala
 1085 1090 1095

Glu Gly Pro Glu Thr Lys Ile
 1100 1105

<210> 161
 <211> 646
 <212> PRT
 <213> Homo sapiens

<400> 161

Met Lys Leu Asp Val Asn Phe Gln Arg Lys Lys Gly Asp Asp Ser Asp
 1 5 10 15

Glu Glu Asp Leu Cys Ile Ser Asn Lys Trp Thr Phe Gln Arg Thr Ser
 20 25 30

Arg Arg Trp Ser Arg Val Asp Asp Leu Tyr Thr Leu Leu Pro Arg Gly
 35 40 45

Asp Arg Asn Gly Ser Pro Gly Gly Thr Gly Met Arg Asn Thr Thr Ser
 50 55 60

Ser Glu Ser Val Leu Thr Asp Leu Ser Glu Pro Glu Val Cys Ser Ile
 65 70 75 80

His Ser Glu Ser Ser Gly Gly Ser Asp Ser Arg Ser Gln Pro Gly Gln
 85 90 95

Cys Cys Thr Asp Asn Pro Val Met Leu Asp Ala Pro Leu Val Ser Ser
 100 105 110

Ser Leu Pro Gln Pro Pro Arg Asp Val Leu Asn His Pro Phe His Pro
 115 120 125

Lys Asn Glu Lys Pro Thr Arg Ala Arg Ala Lys Ser Phe Leu Lys Arg
 130 135 140

Met Glu Thr Leu Arg Gly Lys Gly Ala His Gly Arg His Lys Gly Ser
 145 150 155 160

Gly Arg Thr Gly Gly Leu Val Ile Ser Gly Pro Met Leu Gln Gln Glu
 165 170 175

ES 2 534 734 B1

Pro Glu Ser Phe Lys Ala Met Gln Cys Ile Gln Ile Pro Asn Gly Asp
 180 185 190

Leu Gln Asn Ser Pro Pro Pro Ala Cys Arg Lys Gly Leu Pro Cys Ser
 195 200 205

Gly Lys Ser Ser Gly Glu Ser Ser Pro Ser Glu His Ser Ser Ser Gly
 210 215 220

Val Ser Thr Pro Cys Leu Lys Glu Arg Lys Cys His Glu Ala Asn Lys
 225 230 235 240

Arg Gly Gly Met Tyr Leu Glu Asp Leu Asp Val Leu Ala Gly Thr Ala
 245 250 255

Leu Pro Asp Ala Gly Asp Gln Ser Arg Met His Glu Phe His Ser Gln
 260 265 270

Glu Asn Leu Val Val His Ile Pro Lys Asp His Lys Pro Gly Thr Phe
 275 280 285

Pro Lys Ala Leu Ser Ile Glu Ser Leu Ser Pro Thr Asp Ser Ser Asn
 290 295 300

Gly Val Asn Trp Arg Thr Gly Ser Ile Ser Leu Gly Arg Glu Gln Val
 305 310 315 320

Pro Gly Ala Arg Glu Pro Arg Leu Met Ala Ser Cys His Arg Ala Ser
 325 330 335

Arg Val Ser Ile Tyr Asp Asn Val Pro Gly Ser His Leu Tyr Ala Ser
 340 345 350

Thr Gly Asp Leu Leu Asp Leu Glu Lys Asp Asp Leu Phe Pro His Leu
 355 360 365

Asp Asp Ile Leu Gln His Val Asn Gly Leu Gln Glu Val Val Asp Asp
 370 375 380

Trp Ser Lys Asp Val Leu Pro Glu Leu Gln Thr His Asp Thr Leu Val
 385 390 395 400

Gly Glu Pro Gly Leu Ser Thr Phe Pro Ser Pro Asn Gln Ile Thr Leu
 405 410 415

ES 2 534 734 B1

Asp Phe Glu Gly Asn Ser Val Ser Glu Gly Arg Thr Thr Pro Ser Asp
 420 425 430

Val Glu Arg Asp Val Thr Ser Leu Asn Glu Ser Glu Pro Pro Gly Val
 435 440 445

Arg Asp Arg Arg Asp Ser Gly Val Gly Ala Ser Leu Thr Arg Pro Asn
 450 455 460

Arg Arg Leu Arg Trp Asn Ser Phe Gln Leu Ser His Gln Pro Arg Pro
 465 470 475 480

Ala Pro Ala Ser Pro His Ile Ser Ser Gln Thr Ala Ser Gln Leu Ser
 485 490 495

Leu Leu Gln Arg Phe Ser Leu Leu Arg Leu Thr Ala Ile Met Glu Lys
 500 505 510

His Ser Met Ser Asn Lys His Gly Trp Thr Trp Ser Val Pro Lys Phe
 515 520 525

Met Lys Arg Met Lys Val Pro Asp Tyr Lys Asp Lys Ala Val Phe Gly
 530 535 540

Val Pro Leu Ile Val His Val Gln Arg Thr Gly Gln Pro Leu Pro Gln
 545 550 555 560

Ser Ile Gln Gln Ala Leu Arg Tyr Leu Arg Ser Asn Cys Leu Asp Gln
 565 570 575

Val Gly Leu Phe Arg Lys Ser Gly Val Lys Ser Arg Ile His Ala Leu
 580 585 590

Arg Gln Met Asn Glu Asn Phe Pro Glu Asn Val Asn Tyr Glu Asp Gln
 595 600 605

Ser Ala Tyr Asp Val Ala Asp Met Val Lys Gln Phe Phe Arg Asp Leu
 610 615 620

Pro Glu Pro Leu Phe Thr Asn Lys Leu Ser Glu Thr Phe Leu His Ile
 625 630 635 640

Tyr Gln Cys Lys Trp Lys
 645

ES 2 534 734 B1

<210> 162
 <211> 687
 <212> PRT
 <213> Homo sapiens

<400> 162

Met Leu Glu Pro Ser Ser Val Leu His Ala Asn Val Asn Gln Ala Pro
 1 5 10 15

Leu Trp Cys Leu Val Leu Arg Trp Cys Arg Glu Cys Lys Asp Thr Val
 20 25 30

Cys Gly Gly Lys Gln Lys Ser Arg Val Asn His Thr Phe Gln Arg Arg
 35 40 45

Glu Ile Glu Ala Lys Glu Ala Cys Asp Trp Leu Arg Ala Ala Gly Phe
 50 55 60

Pro Gln Tyr Ala Gln Leu Tyr Glu Asp Ser Gln Phe Pro Ile Asn Ile
 65 70 75 80

Val Ala Val Lys Asn Asp His Asp Phe Leu Glu Lys Asp Leu Val Glu
 85 90 95

Pro Leu Cys Arg Arg Leu Asn Thr Leu Asn Lys Cys Ala Ser Met Lys
 100 105 110

Leu Asp Val Asn Phe Gln Arg Lys Lys Gly Asp Asp Ser Asp Glu Glu
 115 120 125

Asp Leu Cys Ile Ser Asn Lys Trp Thr Phe Gln Arg Thr Ser Arg Arg
 130 135 140

Trp Ser Arg Val Asp Asp Leu Tyr Thr Leu Leu Pro Arg Gly Asp Arg
 145 150 155 160

Asn Gly Ser Pro Gly Gly Thr Gly Met Arg Asn Thr Thr Ser Ser Glu
 165 170 175

Ser Val Leu Thr Asp Leu Ser Glu Pro Glu Val Cys Ser Ile His Ser
 180 185 190

Glu Ser Ser Gly Gly Ser Asp Ser Arg Ser Gln Pro Gly Gln Cys Cys
 195 200 205

ES 2 534 734 B1

Thr Asp Asn Pro Val Met Leu Asp Ala Pro Leu Val Ser Ser Ser Leu
 210 215 220

Pro Gln Pro Pro Arg Asp Val Leu Asn His Pro Phe His Pro Lys Asn
 225 230 235 240

Glu Lys Pro Thr Arg Ala Arg Ala Lys Ser Phe Leu Lys Arg Met Glu
 245 250 255

Thr Leu Arg Gly Lys Gly Ala His Gly Arg His Lys Gly Ser Gly Arg
 260 265 270

Thr Gly Gly Leu Val Ile Ser Gly Pro Met Leu Gln Gln Glu Pro Glu
 275 280 285

Ser Phe Lys Ala Met Gln Cys Ile Gln Ile Pro Asn Gly Asp Leu Gln
 290 295 300

Asn Ser Pro Pro Pro Ala Cys Arg Lys Gly Leu Pro Cys Ser Gly Lys
 305 310 315 320

Ser Ser Gly Glu Ser Ser Pro Ser Glu His Ser Ser Ser Gly Val Ser
 325 330 335

Thr Pro Cys Leu Lys Glu Arg Lys Cys His Glu Ala Asn Lys Arg Gly
 340 345 350

Gly Met Tyr Leu Glu Asp Leu Asp Val Leu Ala Gly Thr Ala Leu Pro
 355 360 365

Asp Ala Gly Asp Gln Ser Arg Met His Glu Phe His Ser Gln Glu Asn
 370 375 380

Leu Val Val His Ile Pro Lys Asp His Lys Pro Gly Thr Phe Pro Lys
 385 390 395 400

Ala Leu Ser Ile Glu Ser Leu Ser Pro Thr Asp Ser Ser Asn Gly Val
 405 410 415

Asn Trp Arg Thr Gly Ser Ile Ser Leu Gly Arg Glu Gln Val Pro Gly
 420 425 430

Ala Arg Glu Pro Arg Leu Met Ala Ser Cys His Arg Ala Ser Arg Val
 435 440 445

ES 2 534 734 B1

Ser Ile Tyr Asp Asn Val Pro Gly Ser His Leu Tyr Ala Ser Thr Gly
 450 455 460

Asp Leu Leu Asp Leu Glu Lys Asp Asp Leu Phe Pro His Leu Asp Asp
 465 470 475 480

Ile Leu Gln His Val Asn Gly Leu Gln Glu Val Val Asp Asp Trp Ser
 485 490 495

Lys Asp Val Leu Pro Glu Leu Gln Thr His Asp Thr Leu Val Gly Glu
 500 505 510

Pro Gly Leu Ser Thr Phe Pro Ser Pro Asn Gln Ile Thr Leu Asp Phe
 515 520 525

Glu Gly Asn Ser Val Ser Glu Gly Arg Thr Thr Pro Ser Asp Val Glu
 530 535 540

Arg Asp Val Thr Ser Leu Asn Glu Ser Glu Pro Pro Gly Val Arg Asp
 545 550 555 560

Arg Arg Asp Ser Gly Val Gly Ala Ser Leu Thr Arg Pro Asn Arg Arg
 565 570 575

Leu Arg Trp Asn Ser Phe Gln Leu Ser His Gln Pro Arg Pro Ala Pro
 580 585 590

Ala Ser Pro His Ile Ser Ser Gln Thr Ala Ser Gln Leu Ser Leu Leu
 595 600 605

Gln Arg Phe Ser Leu Leu Arg Leu Thr Ala Ile Met Glu Lys His Ser
 610 615 620

Met Ser Asn Lys His Gly Trp Thr Trp Ser Val Pro Lys Phe Met Lys
 625 630 635 640

Arg Met Lys Val Pro Asp Tyr Lys Asp Lys Ala Val Phe Gly Val Pro
 645 650 655

Leu Ile Val His Val Gln Arg Thr Gly Gln Pro Leu Pro Gln Ser Ile
 660 665 670

Gln Gln Ala Leu Arg Tyr Leu Arg Ser Asn Cys Leu Asp Gln Glu
 675 680 685

ES 2 534 734 B1

<210> 163
 <211> 1591
 <212> PRT
 <213> Homo sapiens

<400> 163

Met Lys Leu Tyr Val Phe Leu Val Asn Thr Gly Thr Thr Leu Thr Phe
 1 5 10 15

Asp Thr Glu Leu Thr Val Gln Thr Val Ala Asp Leu Lys His Ala Ile
 20 25 30

Gln Ser Lys Tyr Lys Ile Ala Ile Gln His Gln Val Leu Val Val Asn
 35 40 45

Gly Gly Glu Cys Met Ala Ala Asp Arg Arg Val Cys Thr Tyr Ser Ala
 50 55 60

Gly Thr Asp Thr Asn Pro Ile Phe Leu Phe Asn Lys Glu Met Ile Leu
 65 70 75 80

Cys Asp Arg Pro Pro Ala Ile Pro Lys Thr Thr Phe Ser Thr Glu Asn
 85 90 95

Asp Met Glu Ile Lys Val Glu Glu Ser Leu Met Met Pro Ala Val Phe
 100 105 110

His Thr Val Ala Ser Arg Thr Gln Leu Ala Leu Glu Met Tyr Glu Val
 115 120 125

Ala Lys Lys Leu Cys Ser Phe Cys Glu Gly Leu Val His Asp Glu His
 130 135 140

Leu Gln His Gln Gly Trp Ala Ala Ile Met Ala Asn Leu Glu Asp Cys
 145 150 155 160

Ser Asn Ser Tyr Gln Lys Leu Leu Phe Lys Phe Glu Ser Ile Tyr Ser
 165 170 175

Asn Tyr Leu Gln Ser Ile Glu Asp Ile Lys Leu Lys Leu Thr His Leu
 180 185 190

Gly Thr Ala Val Ser Val Met Ala Lys Ile Pro Leu Leu Glu Cys Leu
 195 200 205

ES 2 534 734 B1

Thr Arg His Ser Tyr Arg Glu Cys Leu Gly Arg Leu Asp Ser Leu Pro
 210 215 220

Glu His Glu Asp Ser Glu Lys Ala Glu Met Lys Arg Ser Thr Glu Leu
 225 230 235 240

Val Leu Ser Pro Asp Met Pro Arg Thr Thr Asn Glu Ser Leu Leu Thr
 245 250 255

Ser Phe Pro Lys Ser Val Glu His Val Ser Pro Asp Thr Ala Asp Ala
 260 265 270

Glu Ser Gly Lys Glu Ile Arg Glu Ser Cys Gln Ser Thr Val His Gln
 275 280 285

Gln Asp Glu Thr Thr Ile Asp Thr Lys Asp Gly Asp Leu Pro Phe Phe
 290 295 300

Asn Val Ser Leu Leu Asp Trp Ile Asn Val Gln Asp Arg Pro Asn Asp
 305 310 315 320

Val Glu Ser Leu Val Arg Lys Cys Phe Asp Ser Met Ser Arg Leu Asp
 325 330 335

Pro Arg Ile Ile Arg Pro Phe Ile Ala Glu Cys Arg Gln Thr Ile Ala
 340 345 350

Lys Leu Asp Asn Gln Asn Met Lys Ala Ile Lys Gly Leu Glu Asp Arg
 355 360 365

Leu Tyr Ala Leu Asp Gln Met Ile Ala Ser Cys Gly Arg Leu Val Asn
 370 375 380

Glu Gln Lys Glu Leu Ala Gln Gly Phe Leu Ala Asn Gln Lys Arg Ala
 385 390 395 400

Glu Asn Leu Lys Asp Ala Ser Val Leu Pro Asp Leu Cys Leu Ser His
 405 410 415

Ala Asn Gln Leu Met Ile Met Leu Gln Asn His Arg Lys Leu Leu Asp
 420 425 430

Ile Lys Gln Lys Cys Thr Thr Ala Lys Gln Glu Leu Ala Asn Asn Leu
 435 440 445

ES 2 534 734 B1

His Val Arg Leu Lys Trp Cys Cys Phe Val Met Leu His Ala Asp Gln
 450 455 460

Asp Gly Glu Lys Leu Gln Ala Leu Leu Arg Leu Val Ile Glu Leu Leu
 465 470 475 480

Glu Arg Val Lys Ile Val Glu Ala Leu Ser Thr Val Pro Gln Met Tyr
 485 490 495

Cys Leu Ala Val Val Glu Val Val Arg Arg Lys Met Phe Ile Lys His
 500 505 510

Tyr Arg Glu Trp Ala Gly Ala Leu Val Lys Asp Gly Lys Arg Leu Tyr
 515 520 525

Glu Ala Glu Lys Ser Lys Arg Glu Ser Phe Gly Lys Leu Phe Arg Lys
 530 535 540

Ser Phe Leu Arg Asn Arg Leu Phe Arg Gly Leu Asp Ser Trp Pro Pro
 545 550 555 560

Ser Phe Cys Thr Gln Lys Pro Arg Lys Phe Asp Cys Glu Leu Pro Asp
 565 570 575

Ile Ser Leu Lys Asp Leu Gln Phe Leu Gln Ser Phe Cys Pro Ser Glu
 580 585 590

Val Gln Pro Phe Leu Arg Val Pro Leu Leu Cys Asp Phe Glu Pro Leu
 595 600 605

His Gln His Val Leu Ala Leu His Asn Leu Val Lys Ala Ala Gln Ser
 610 615 620

Leu Asp Glu Met Ser Gln Thr Ile Thr Asp Leu Leu Ser Glu Gln Lys
 625 630 635 640

Ala Ser Val Ser Gln Thr Ser Pro Gln Ser Ala Ser Ser Pro Arg Met
 645 650 655

Glu Ser Thr Ala Gly Ile Thr Thr Thr Thr Ser Pro Arg Thr Pro Pro
 660 665 670

Pro Leu Thr Val Gln Asp Pro Leu Cys Pro Ala Val Cys Pro Leu Glu
 675 680 685

ES 2 534 734 B1

Glu Leu Ser Pro Asp Ser Ile Asp Ala His Thr Phe Asp Phe Glu Thr
 690 695 700

Ile Pro His Pro Asn Ile Glu Gln Thr Ile His Gln Val Ser Leu Asp
 705 710 715 720

Leu Asp Ser Leu Ala Glu Ser Pro Glu Ser Asp Phe Met Ser Ala Val
 725 730 735

Asn Glu Phe Val Ile Glu Glu Asn Leu Ser Ser Pro Asn Pro Ile Ser
 740 745 750

Asp Pro Gln Ser Pro Glu Met Met Val Glu Ser Leu Tyr Ser Ser Val
 755 760 765

Ile Asn Ala Ile Asp Ser Arg Arg Met Gln Asp Thr Asn Val Cys Gly
 770 775 780

Lys Glu Asp Phe Gly Asp His Thr Ser Leu Asn Val Gln Leu Glu Arg
 785 790 795 800

Cys Arg Val Val Ala Gln Asp Ser His Phe Ser Ile Gln Thr Ile Lys
 805 810 815

Glu Asp Leu Cys His Phe Arg Thr Phe Val Gln Lys Glu Gln Cys Asp
 820 825 830

Phe Ser Asn Ser Leu Lys Cys Thr Ala Val Glu Ile Arg Asn Ile Ile
 835 840 845

Glu Lys Val Lys Cys Ser Leu Glu Ile Thr Leu Lys Glu Lys His Gln
 850 855 860

Lys Glu Leu Leu Ser Leu Lys Asn Glu Tyr Glu Gly Lys Leu Asp Gly
 865 870 875 880

Leu Ile Lys Glu Thr Glu Glu Asn Glu Asn Lys Ile Lys Lys Leu Lys
 885 890 895

Gly Glu Leu Val Cys Leu Glu Glu Val Leu Gln Asn Lys Asp Asn Glu
 900 905 910

Phe Ala Leu Val Lys His Glu Lys Glu Ala Val Ile Cys Leu Gln Asn
 915 920 925

ES 2 534 734 B1

Glu Lys Asp Gln Lys Leu Leu Glu Met Glu Asn Ile Met His Ser Gln
 930 935 940

Asn Cys Glu Ile Lys Glu Leu Lys Gln Ser Arg Glu Ile Val Leu Glu
 945 950 955 960

Asp Leu Lys Lys Leu His Val Glu Asn Asp Glu Lys Leu Gln Leu Leu
 965 970 975

Arg Ala Glu Leu Gln Ser Leu Glu Gln Ser His Leu Lys Glu Leu Glu
 980 985 990

Asp Thr Leu Gln Val Arg His Ile Gln Glu Phe Glu Lys Val Met Thr
 995 1000 1005

Asp His Arg Val Ser Leu Glu Glu Leu Lys Lys Glu Asn Gln Gln
 1010 1015 1020

Ile Ile Asn Gln Ile Gln Glu Ser His Ala Glu Ile Ile Gln Glu
 1025 1030 1035

Lys Glu Lys Gln Leu Gln Glu Leu Lys Leu Lys Val Ser Asp Leu
 1040 1045 1050

Ser Asp Thr Arg Cys Lys Leu Glu Val Glu Leu Ala Leu Lys Glu
 1055 1060 1065

Ala Glu Thr Asp Glu Ile Lys Ile Leu Leu Glu Glu Ser Arg Ala
 1070 1075 1080

Gln Gln Lys Glu Thr Leu Lys Ser Leu Leu Glu Gln Glu Thr Glu
 1085 1090 1095

Asn Leu Arg Thr Glu Ile Ser Lys Leu Asn Gln Lys Ile Gln Asp
 1100 1105 1110

Asn Asn Glu Asn Tyr Gln Val Gly Leu Ala Glu Leu Arg Thr Leu
 1115 1120 1125

Met Thr Ile Glu Lys Asp Gln Cys Ile Ser Glu Leu Ile Ser Arg
 1130 1135 1140

His Glu Glu Glu Ser Asn Ile Leu Lys Ala Glu Leu Asn Lys Val
 1145 1150 1155

ES 2 534 734 B1

Thr	Ser	Leu	His	Asn	Gln	Ala	Phe	Glu	Ile	Glu	Lys	Asn	Leu	Lys
	1160					1165					1170			
Glu	Gln	Ile	Ile	Glu	Leu	Gln	Ser	Lys	Leu	Asp	Ser	Glu	Leu	Ser
	1175					1180					1185			
Ala	Leu	Glu	Arg	Gln	Lys	Asp	Glu	Lys	Ile	Thr	Gln	Gln	Glu	Glu
	1190					1195					1200			
Lys	Tyr	Glu	Ala	Ile	Ile	Gln	Asn	Leu	Glu	Lys	Asp	Arg	Gln	Lys
	1205					1210					1215			
Leu	Val	Ser	Ser	Gln	Glu	Gln	Asp	Arg	Glu	Gln	Leu	Ile	Gln	Lys
	1220					1225					1230			
Leu	Asn	Cys	Glu	Lys	Asp	Glu	Ala	Ile	Gln	Thr	Ala	Leu	Lys	Glu
	1235					1240					1245			
Phe	Lys	Leu	Glu	Arg	Glu	Val	Val	Glu	Lys	Glu	Leu	Leu	Glu	Lys
	1250					1255					1260			
Val	Lys	His	Leu	Glu	Asn	Gln	Ile	Ala	Lys	Ser	Pro	Ala	Ile	Asp
	1265					1270					1275			
Ser	Thr	Arg	Gly	Asp	Ser	Ser	Ser	Leu	Val	Ala	Glu	Leu	Gln	Glu
	1280					1285					1290			
Lys	Leu	Gln	Glu	Glu	Lys	Ala	Lys	Phe	Leu	Glu	Gln	Leu	Glu	Glu
	1295					1300					1305			
Gln	Glu	Lys	Arg	Lys	Asn	Glu	Glu	Met	Gln	Asn	Val	Arg	Thr	Ser
	1310					1315					1320			
Leu	Ile	Ala	Glu	Gln	Gln	Thr	Asn	Phe	Asn	Thr	Val	Leu	Thr	Arg
	1325					1330					1335			
Glu	Lys	Met	Arg	Lys	Glu	Asn	Ile	Ile	Asn	Asp	Leu	Ser	Asp	Lys
	1340					1345					1350			
Leu	Lys	Ser	Thr	Met	Gln	Gln	Gln	Glu	Arg	Asp	Lys	Asp	Leu	Ile
	1355					1360					1365			
Glu	Ser	Leu	Ser	Glu	Asp	Arg	Ala	Arg	Leu	Leu	Glu	Glu	Lys	Lys
	1370					1375					1380			

ES 2 534 734 B1

Lys Leu Glu Glu Glu Val Ser Lys Leu Arg Ser Ser Ser Phe Val
 1385 1390 1395

Pro Ser Pro Tyr Val Ala Thr Ala Pro Glu Leu Tyr Gly Ala Cys
 1400 1405 1410

Ala Pro Glu Leu Pro Gly Glu Ser Asp Arg Ser Ala Val Glu Thr
 1415 1420 1425

Ala Asp Glu Gly Arg Val Asp Ser Ala Met Glu Thr Ser Met Met
 1430 1435 1440

Ser Val Gln Glu Asn Ile His Met Leu Ser Glu Glu Lys Gln Arg
 1445 1450 1455

Ile Met Leu Leu Glu Arg Thr Leu Gln Leu Lys Glu Glu Glu Asn
 1460 1465 1470

Lys Arg Leu Asn Gln Arg Leu Met Ser Gln Ser Met Ser Ser Val
 1475 1480 1485

Ser Ser Arg His Ser Glu Lys Ile Ala Ile Arg Asp Phe Gln Val
 1490 1495 1500

Gly Asp Leu Val Leu Ile Ile Leu Asp Glu Arg His Asp Asn Tyr
 1505 1510 1515

Val Leu Phe Thr Val Ser Pro Thr Leu Tyr Phe Leu His Ser Glu
 1520 1525 1530

Ser Leu Pro Ala Leu Asp Leu Lys Pro Ala Ser Gly Ala Ser Arg
 1535 1540 1545

Arg Pro Trp Val Leu Gly Lys Val Met Glu Lys Glu Tyr Cys Gln
 1550 1555 1560

Ala Lys Lys Ala Gln Asn Arg Phe Lys Val Pro Leu Gly Thr Lys
 1565 1570 1575

Phe Tyr Arg Val Lys Ala Val Ser Trp Asn Lys Lys Val
 1580 1585 1590

<210> 164
 <211> 1594

ES 2 534 734 B1

<212> PRT

<213> Homo sapiens

<400> 164

Met Lys Leu Tyr Val Phe Leu Val Asn Thr Gly Thr Thr Leu Thr Phe
1 5 10 15

Asp Thr Glu Leu Thr Val Gln Thr Val Ala Asp Leu Lys His Ala Ile
20 25 30

Gln Ser Lys Tyr Lys Ile Ala Ile Gln His Gln Val Leu Val Val Asn
35 40 45

Gly Gly Glu Cys Met Ala Ala Asp Arg Arg Val Cys Thr Tyr Ser Ala
50 55 60

Gly Thr Asp Thr Asn Pro Ile Phe Leu Phe Asn Lys Glu Met Ile Leu
65 70 75 80

Cys Asp Arg Pro Pro Ala Ile Pro Lys Thr Thr Phe Ser Thr Glu Asn
85 90 95

Asp Met Glu Ile Lys Val Glu Glu Ser Leu Met Met Pro Ala Val Phe
100 105 110

His Thr Val Ala Ser Arg Thr Gln Leu Ala Leu Glu Met Tyr Glu Val
115 120 125

Ala Lys Lys Leu Cys Ser Phe Cys Glu Gly Leu Val His Asp Glu His
130 135 140

Leu Gln His Gln Gly Trp Ala Ala Ile Met Ala Asn Leu Glu Asp Cys
145 150 155 160

Ser Asn Ser Tyr Gln Lys Leu Leu Phe Lys Phe Glu Ser Ile Tyr Ser
165 170 175

Asn Tyr Leu Gln Ser Ile Glu Asp Ile Lys Leu Lys Leu Thr His Leu
180 185 190

Gly Thr Ala Val Ser Val Met Ala Lys Ile Pro Leu Leu Glu Cys Leu
195 200 205

ES 2 534 734 B1

Thr Arg His Ser Tyr Arg Glu Cys Leu Gly Arg Leu Asp Ser Leu Pro
 210 215 220

Glu His Glu Asp Ser Glu Lys Ala Glu Met Lys Arg Ser Thr Glu Leu
 225 230 235 240

Val Leu Ser Pro Asp Met Pro Arg Thr Thr Asn Glu Ser Leu Leu Thr
 245 250 255

Ser Phe Pro Lys Ser Val Glu His Val Ser Pro Asp Thr Ala Asp Ala
 260 265 270

Glu Ser Gly Lys Glu Ile Arg Glu Ser Cys Gln Ser Thr Val His Gln
 275 280 285

Gln Asp Glu Thr Thr Ile Asp Thr Lys Asp Gly Asp Leu Pro Phe Phe
 290 295 300

Asn Val Ser Leu Leu Asp Trp Ile Asn Val Gln Asp Arg Pro Asn Asp
 305 310 315 320

Val Glu Ser Leu Val Arg Lys Cys Phe Asp Ser Met Ser Arg Leu Asp
 325 330 335

Pro Arg Ile Ile Arg Pro Phe Ile Ala Glu Cys Arg Gln Thr Ile Ala
 340 345 350

Lys Leu Asp Asn Gln Asn Met Lys Ala Ile Lys Gly Leu Glu Asp Arg
 355 360 365

Leu Tyr Ala Leu Asp Gln Met Ile Ala Ser Cys Gly Arg Leu Val Asn
 370 375 380

Glu Gln Lys Glu Leu Ala Gln Gly Phe Leu Ala Asn Gln Lys Arg Ala
 385 390 395 400

Glu Asn Leu Lys Asp Ala Ser Val Leu Pro Asp Leu Cys Leu Ser His
 405 410 415

Ala Asn Gln Leu Met Ile Met Leu Gln Asn His Arg Lys Leu Leu Asp
 420 425 430

Ile Lys Gln Lys Cys Thr Thr Ala Lys Gln Glu Leu Ala Asn Asn Leu
 435 440 445

ES 2 534 734 B1

His Val Arg Leu Lys Trp Cys Cys Phe Val Met Leu His Ala Asp Gln
 450 455 460

Asp Gly Glu Lys Leu Gln Ala Leu Leu Arg Leu Val Ile Glu Leu Leu
 465 470 475 480

Glu Arg Val Lys Ile Val Glu Ala Leu Ser Thr Val Pro Gln Met Tyr
 485 490 495

Cys Leu Ala Val Val Glu Val Val Arg Arg Lys Met Phe Ile Lys His
 500 505 510

Tyr Arg Glu Trp Ala Gly Ala Leu Val Lys Asp Gly Lys Arg Leu Tyr
 515 520 525

Glu Ala Glu Lys Ser Lys Arg Glu Ser Phe Gly Lys Leu Phe Arg Lys
 530 535 540

Ser Phe Leu Arg Asn Arg Leu Phe Arg Gly Leu Asp Ser Trp Pro Pro
 545 550 555 560

Ser Phe Cys Thr Gln Lys Pro Arg Lys Phe Asp Cys Glu Leu Pro Asp
 565 570 575

Ile Ser Leu Lys Asp Leu Gln Phe Leu Gln Ser Phe Cys Pro Ser Glu
 580 585 590

Val Gln Pro Phe Leu Arg Val Pro Leu Leu Cys Asp Phe Glu Pro Leu
 595 600 605

His Gln His Val Leu Ala Leu His Asn Leu Val Lys Ala Ala Gln Ser
 610 615 620

Leu Asp Glu Met Ser Gln Thr Ile Thr Asp Leu Leu Ser Glu Gln Lys
 625 630 635 640

Ala Ser Val Ser Gln Thr Ser Pro Gln Ser Ala Ser Ser Pro Arg Met
 645 650 655

Glu Ser Thr Ala Gly Ile Thr Thr Thr Thr Ser Pro Arg Thr Pro Pro
 660 665 670

Pro Leu Thr Val Gln Asp Pro Leu Cys Pro Ala Val Cys Pro Leu Glu
 675 680 685

ES 2 534 734 B1

Glu Leu Ser Pro Asp Ser Ile Asp Ala His Thr Phe Asp Phe Glu Thr
 690 695 700

Ile Pro His Pro Asn Ile Glu Gln Thr Ile His Gln Val Ser Leu Asp
 705 710 715 720

Leu Asp Ser Leu Ala Glu Ser Pro Glu Ser Asp Phe Met Ser Ala Val
 725 730 735

Asn Glu Phe Val Ile Glu Glu Asn Leu Ser Ser Pro Asn Pro Ile Ser
 740 745 750

Asp Pro Gln Ser Pro Glu Met Met Val Glu Ser Leu Tyr Ser Ser Val
 755 760 765

Ile Asn Ala Ile Asp Ser Arg Arg Met Gln Asp Thr Asn Val Cys Gly
 770 775 780

Lys Glu Asp Phe Gly Asp His Thr Ser Leu Asn Val Gln Leu Glu Arg
 785 790 795 800

Cys Arg Val Val Ala Gln Asp Ser His Phe Ser Ile Gln Thr Ile Lys
 805 810 815

Glu Asp Leu Cys His Phe Arg Thr Phe Val Gln Lys Glu Gln Cys Asp
 820 825 830

Phe Ser Asn Ser Leu Lys Cys Thr Ala Val Glu Ile Arg Asn Ile Ile
 835 840 845

Glu Lys Val Lys Cys Ser Leu Glu Ile Thr Leu Lys Glu Lys His Gln
 850 855 860

Lys Glu Leu Leu Ser Leu Lys Asn Glu Tyr Glu Gly Lys Leu Asp Gly
 865 870 875 880

Leu Ile Lys Glu Thr Glu Glu Asn Glu Asn Lys Ile Lys Lys Leu Lys
 885 890 895

Gly Glu Leu Val Cys Leu Glu Glu Val Leu Gln Asn Lys Asp Asn Glu
 900 905 910

Phe Ala Leu Val Lys His Glu Lys Glu Ala Val Ile Cys Leu Gln Asn
 915 920 925

ES 2 534 734 B1

Glu Lys Asp Gln Lys Leu Leu Glu Met Glu Asn Ile Met His Ser Gln
 930 935 940

Asn Cys Glu Ile Lys Glu Leu Lys Gln Ser Arg Glu Ile Val Leu Glu
 945 950 955 960

Asp Leu Lys Lys Leu His Val Glu Asn Asp Glu Lys Leu Gln Leu Leu
 965 970 975

Arg Ala Glu Leu Gln Ser Leu Glu Gln Ser His Leu Lys Glu Leu Glu
 980 985 990

Asp Thr Leu Gln Val Arg His Ile Gln Glu Phe Glu Lys Val Met Thr
 995 1000 1005

Asp His Arg Val Ser Leu Glu Glu Leu Lys Lys Glu Asn Gln Gln
 1010 1015 1020

Ile Ile Asn Gln Ile Gln Glu Ser His Ala Glu Ile Ile Gln Glu
 1025 1030 1035

Lys Glu Lys Gln Leu Gln Glu Leu Lys Leu Lys Val Ser Asp Leu
 1040 1045 1050

Ser Asp Thr Arg Cys Lys Leu Glu Val Glu Leu Ala Leu Lys Glu
 1055 1060 1065

Ala Glu Thr Asp Glu Ile Lys Ile Leu Leu Glu Glu Ser Arg Ala
 1070 1075 1080

Gln Gln Lys Glu Thr Leu Lys Ser Leu Leu Glu Gln Glu Thr Glu
 1085 1090 1095

Asn Leu Arg Thr Glu Ile Ser Lys Leu Asn Gln Lys Ile Gln Asp
 1100 1105 1110

Asn Asn Glu Asn Tyr Gln Val Gly Leu Ala Glu Leu Arg Thr Leu
 1115 1120 1125

Met Thr Ile Glu Lys Asp Gln Cys Ile Ser Glu Leu Ile Ser Arg
 1130 1135 1140

His Glu Glu Glu Ser Asn Ile Leu Lys Ala Glu Leu Asn Lys Val
 1145 1150 1155

ES 2 534 734 B1

Thr	Ser	Leu	His	Asn	Gln	Ala	Phe	Glu	Ile	Glu	Lys	Asn	Leu	Lys
	1160					1165					1170			
Glu	Gln	Ile	Ile	Glu	Leu	Gln	Ser	Lys	Leu	Asp	Ser	Glu	Leu	Ser
	1175					1180					1185			
Ala	Leu	Glu	Arg	Gln	Lys	Asp	Glu	Lys	Ile	Thr	Gln	Gln	Glu	Glu
	1190					1195					1200			
Lys	Tyr	Glu	Ala	Ile	Ile	Gln	Asn	Leu	Glu	Lys	Asp	Arg	Gln	Lys
	1205					1210					1215			
Leu	Val	Ser	Ser	Gln	Glu	Gln	Asp	Arg	Glu	Gln	Leu	Ile	Gln	Lys
	1220					1225					1230			
Leu	Asn	Cys	Glu	Lys	Asp	Glu	Ala	Ile	Gln	Thr	Ala	Leu	Lys	Glu
	1235					1240					1245			
Phe	Lys	Leu	Glu	Arg	Glu	Val	Val	Glu	Lys	Glu	Leu	Leu	Glu	Lys
	1250					1255					1260			
Val	Lys	His	Leu	Glu	Asn	Gln	Ile	Ala	Lys	Ser	Pro	Ala	Ile	Asp
	1265					1270					1275			
Ser	Thr	Arg	Gly	Asp	Ser	Ser	Ser	Leu	Val	Ala	Glu	Leu	Gln	Glu
	1280					1285					1290			
Lys	Leu	Gln	Glu	Glu	Lys	Ala	Lys	Phe	Leu	Glu	Gln	Leu	Glu	Glu
	1295					1300					1305			
Gln	Glu	Lys	Arg	Lys	Asn	Glu	Glu	Met	Gln	Asn	Val	Arg	Thr	Ser
	1310					1315					1320			
Leu	Ile	Ala	Glu	Gln	Gln	Thr	Asn	Phe	Asn	Thr	Val	Leu	Thr	Arg
	1325					1330					1335			
Glu	Lys	Met	Arg	Lys	Glu	Asn	Ile	Ile	Asn	Asp	Leu	Ser	Asp	Lys
	1340					1345					1350			
Leu	Lys	Ser	Thr	Met	Gln	Gln	Gln	Glu	Arg	Asp	Lys	Asp	Leu	Ile
	1355					1360					1365			
Glu	Ser	Leu	Ser	Glu	Asp	Arg	Ala	Arg	Leu	Leu	Glu	Glu	Lys	Lys
	1370					1375					1380			

ES 2 534 734 B1

Lys Leu Glu Glu Glu Val Ser Lys Leu Arg Ser Ser Ser Phe Val
 1385 1390 1395

Pro Ser Pro Tyr Val Ala Thr Ala Pro Glu Leu Tyr Gly Ala Cys
 1400 1405 1410

Ala Pro Glu Leu Pro Gly Glu Ser Asp Arg Ser Ala Val Glu Thr
 1415 1420 1425

Ala Asp Glu Gly Arg Val Asp Ser Ala Met Glu Thr Ser Met Met
 1430 1435 1440

Ser Val Gln Glu Asn Ile His Met Leu Ser Glu Glu Lys Gln Arg
 1445 1450 1455

Ile Met Leu Leu Glu Arg Thr Leu Gln Leu Lys Glu Glu Glu Asn
 1460 1465 1470

Lys Arg Leu Asn Gln Arg Leu Met Ser Gln Ser Met Ser Ser Val
 1475 1480 1485

Ser Ser Arg His Ser Glu Lys Ile Ala Ile Arg Asp Phe Gln Val
 1490 1495 1500

Gly Asp Leu Val Leu Ile Ile Leu Asp Glu Arg His Asp Asn Tyr
 1505 1510 1515

Val Leu Phe Thr Val Ser Pro Thr Leu Tyr Phe Leu His Ser Glu
 1520 1525 1530

Ser Leu Pro Ala Leu Asp Leu Lys Pro Gly Glu Gly Ala Ser Gly
 1535 1540 1545

Ala Ser Arg Arg Pro Trp Val Leu Gly Lys Val Met Glu Lys Glu
 1550 1555 1560

Tyr Cys Gln Ala Lys Lys Ala Gln Asn Arg Phe Lys Val Pro Leu
 1565 1570 1575

Gly Thr Lys Phe Tyr Arg Val Lys Ala Val Ser Trp Asn Lys Lys
 1580 1585 1590

Val