

COMPUTING 2-ISOGENIES BETWEEN KUMMER LINES

DAMIEN ROBERT AND NICOLAS SARKIS

ABSTRACT. We use theta groups to study 2-isogenies between Kummer lines, with a particular focus on the Montgomery model. This allows us to recover known formula, along with more efficient forms for translated isogenies, which require only $2\mathbf{S}+2\mathbf{m}_0$ for evaluation. We leverage these translated isogenies to build a hybrid ladder for scalar multiplication on Montgomery curves with rational 2-torsion which cost $3\mathbf{M}+6\mathbf{S}+2\mathbf{m}_0$ by bits, compared to $5\mathbf{M}+4\mathbf{S}+1\mathbf{m}_0$ for the standard Montgomery ladder.

1. INTRODUCTION

1.1. Motivation. Elliptic curves cryptography is widely used in the TLS layer, and its speed is determined by the scalar product. Its efficiency relies on the chosen model. On a Montgomery model, Montgomery [Mon87] provided an efficient algorithm known as Montgomery ladder to compute $x(n \cdot P)$ with only the datum of $x(P)$. This allows protocols like the Diffie-Hellman key exchange protocol to only send the coordinate $x(n \cdot P)$, thus gaining in bandwidth.

Furthermore, the equation of the elliptic curve helps to recover $y(n \cdot P)$ from $x(n \cdot P)$, up to a sign. The sign can also be determined with $x((n+1) \cdot P)$, which is also computed by the ladder, at a negligible cost. To sum up, one efficient way to do a scalar product on an elliptic curve is to do it only with the x -coordinate, and recover the y one at the end.

The mathematical object on which we only keep the x -coordinate is a Kummer line, which is described by a morphism $(x(P), y(P)) \mapsto x(P)$ from the elliptic curve to the projective line. It is a degree 2 map and its ramification points are the four 2-torsion points. An interesting fact about Kummer lines is that they are entirely described by this ramification, made of 4 points. This gives a very convenient and flexible approach to build model of Kummer lines as we will see throughout the paper. Apart from scalar multiplication, Kummer lines are also used a lot for isogeny based cryptography, as in [FJP14; CLN16].

The main goal of this paper is to provide a general method to study 2-isogenies between different models of Kummer lines, and to find old and new formula for these isogenies, and notably to also study translated isogenies. Our main objective was to better understand the isogeny formulas from isogeny based cryptography, and in particular why the Montgomery model has fast 2-isogenies, in the hope to extend these formulas to higher dimension. For dimension 1, as we will see in Appendix C, although our translated 2-isogeny formula is faster than the usual one, in practice, as shown in [CH17], it is faster to decompose a 2^n -isogeny as a product of 4-isogenies rather than a product of n 2-isogenies.

Our second application is to speed up the multiplication law on the Kummer line of an elliptic curve. Indeed, composing a 2-isogeny with its dual gives the multiplication by 2 map. This approach, pioneered by [DIK06], allows to write the doubling as a composition of two polynomials of degree two rather than a polynomial of degree four. Such a decomposition is already used in the fast doubling formula of the Montgomery model [Mon87] or the theta model [GL09].

Date: January 9, 2024.

Key words and phrases. Elliptic curves cryptography, Kummer lines, Isogenies, Scalar multiplication, Montgomery ladder.

1.2. Results. On the Montgomery model with full rational 2-torsion, we can evaluate a 2-isogeny, translated by a suitable point of 2-torsion in $2\mathbf{S} + \mathbf{1m}_0$, compared to $2\mathbf{M} + \mathbf{1m}_0$ for the non translated image. Composing with the translated dual isogeny, we obtain a translated doubling formula in $4\mathbf{S} + 2\mathbf{m}_0$, compared to $2\mathbf{M} + 2\mathbf{S} + \mathbf{1m}_0$ for a standard doubling.

Using the translated doubling in the Montgomery ladder, and keeping track of the translation by the point of 2-torsion, we obtain a hybrid ladder arithmetic which costs $3\mathbf{M} + 6\mathbf{S} + 2\mathbf{m}_0$ by bits, compared to $5\mathbf{M} + 4\mathbf{S} + \mathbf{1m}_0$ for the standard ladder for the Montgomery model. Thus, if \mathbf{m}_0 is sufficiently small, we obtain a more efficient scalar multiplication (while retaining the standard side channel protection of the Montgomery ladder). We remark also that the ladder for the theta model costs $3\mathbf{M} + 6\mathbf{S} + 3\mathbf{m}_0$, hence our hybrid ladder is always faster than the theta ladder.

1.3. Method. We proceed to a systematic study of 2-isogenies between Kummer lines by combining two tools:

- (1) First, we use that a Kummer model is completely determined by its four ramification points. Keeping track of the ramification along the isogeny allows us to keep track of the model, without resorting to formal groups as in Vélu's formula;
- (2) Secondly we make a systematic use of theta groups and their action on sections to find invariant sections.

As explained in Remark 2.5, the usual Vélu formulas [Vél71] can be seen as a special case of the above strategy, applied to the theta group of a divisor D invariant by translation and where the canonical action by the symmetric elements is trivial. In this paper we rather use the action of the theta group $G(2(\mathcal{O}_{E_1}))$ associated to the divisor $2(\mathcal{O}_{E_1})$, which is not invariant by translation, hence whose associated action is not trivial.

This will allow us in future work to extend this strategy to higher dimension. Notably, we will explain in an upcoming article how to study differential additions on Kummer lines, using the fact that differential additions can be described by a 2-isogeny in dimension two, on a product of two Kummer lines. Extending our framework to a systematic study of 2-isogenies formulas between arbitrary models of Kummer surfaces is more challenging though, because the combinatorial description of the Kummer surface is given by a $(16, 6, 2)$ -design in \mathbb{P}^3 rather than by simply 4 points in \mathbb{P}^1 , so is harder to keep track off.

Our paper is exhaustive as we can apply this algorithm to several known models such as Legendre curves, Montgomery curves, but also theta functions of level 2. We give several examples, along with examples when we start from one type of model and obtain a new type of model for the codomain. This allows us to recover the efficient 2-isogenies formulas already in the literature in a unified manner, showing the flexibility of the framework. A particularity of our framework is that we do not impose the neutral point \mathcal{O}_{E_1} to be the point at infinity $\infty = (1 : 0)$ on the Kummer line. This extra flexibility allows us to naturally find new efficient formulas for translated isogeny images.

In particular, we study the Montgomery models of Kummer lines in more detail. Such a model exists whenever there is a point T'_1 of 4-torsion which is rational on the Kummer model (so the set $\{T'_1, -T'_1\}$ is rational on the elliptic curve). Let R_1 be a point of 2-torsion, and E_2 the codomain of the isogeny with kernel R_1 . The curve E_2 admits a Montgomery model if R_1 is distinct from $2 \cdot T'_1$, or when $T_1 = R_1$ and there exists a point of 8-torsion \widetilde{T}_1 on E above T'_1 . We give explicit formula via our framework for these isogenies and their duals in both cases, recovering well known formulas in the literature [FJP14; CH17; Ren18]. We also obtain the efficient translated isogeny formula on a Montgomery model mentioned above.

We mainly focus in this paper to the study of 2-isogenies between models of Kummer lines which have a specific Galois action on their 2^n -torsion (like the Legendre model, the Montgomery

model and the theta model). This is indeed the most interesting situation: the isogeny interact with the Galois action. So either we lose some of the Galois information on the codomain, which means that we can only describe another type of model on the codomain (like Theta to Montgomery, Montgomery to Legendre, or Legendre to Montgomery), or we need to assume that we are given a supplementary input. For instance, for a 2-isogeny from theta to theta, we need a point of 8-torsion above the kernel to find a theta model of the codomain.

By contrast, a model requiring, say, a rational point of 3-torsion T would not have this problem with a 2-isogeny formula, since the image of T by the isogeny would immediately give a model of the codomain. In a similar vein, handling the case of odd degree isogenies in the models mentioned above (Montgomery, Legendre, Theta), is in some sense easier since the Galois structure on the 2^n -torsion is respected through the isogeny, see Appendix E for formulas.

1.4. Notations. We work with elliptic curves and Kummer lines defined over a field of characteristic different from 2, and with separable isogenies. When the kernel of an isogeny between elliptic has order n , we call it an n -isogeny. An n -isogeny between Kummer lines is then the projection of a n -isogeny between elliptic curves.

We will use the following complexity notations throughout the article:

- \mathbf{M} is a generic multiplication,
- \mathbf{S} is a generic squaring,
- \mathbf{m}_0 is a multiplication by a curve constant,
- \mathbf{c} is a multiplication by a small constant (i.e. less than a computer word),
- \mathbf{a} is an addition / subtraction.

1.5. Similar work. In [Mor+22], the authors introduce the generalized Montgomery coordinate h on an elliptic curve E_1 , which can be seen as the composition $h = x \circ f$ of an isogeny $f : E_1 \rightarrow E_2$ to an elliptic curve in Montgomery form, with the x -coordinate on E_2 [Mor+22, Thm. 13]. They then give formulas for isogenies and scalar multiplication in generalized Montgomery coordinate.

Our work is in an orthogonal direction. If the isogeny f is of degree n , a generalized Montgomery coordinate $h = x \circ f$ is a section of a divisor of degree $2n$ on E_1 . The work of [Mor+22] may thus be seen as specifying a special model associated to a section of $2n(\mathcal{O}_{E_1})$ and developing the arithmetic and isogenies on this model.

By contrast, we focus only on sections of $2(\mathcal{O}_{E_1})$ to describe models of Kummer line, but we don't impose conditions on the model; our framework allows us to derive efficient isogeny formulas between different Kummer models, including models where the neutral point is not at infinity.

1.6. Roadmap. In Section 2 we recall Kummer models and the theory of theta groups and their action on sections, which allow us to develop our isogeny framework. We apply it in Section 3 to study 2-isogenies between Montgomery models. We present the hybrid ladder in Section 4. We briefly discuss applications to fast evaluations of 2^n -isogenies in Appendix C. In Appendix B, we provide more examples of our technique with different ramification structure to show its flexibility. Finally in Appendix E, we explain how to deal with odd degree isogenies.

2. 2-ISOGENIES BETWEEN KUMMER LINES

In this whole article, k is a perfect field of characteristic different from 2.

2.1. Kummer lines. Let E be an elliptic curve defined over k .

Definition 2.1. A Kummer line is the datum of a degree 2 covering of \mathbb{P}^1 by E with 4 distinct ramification points, one of which is rational and marked:

$$\pi : E \rightarrow \mathbb{P}^1 \text{ and } \exists \mathcal{O} \in E(k), \exists T, R, S \in E \text{ with } \#\pi^{-1}(\pi(P)) = \begin{cases} 1 & \text{if } P \in \{\mathcal{O}, T, R, S\} \\ 2 & \text{otherwise} \end{cases}.$$

A way to reinterpret this is that the involution quotient $E \rightarrow E/\{\pm 1\} \simeq \mathbb{P}^1$ is a degree 2 cover ramified at 4 points. Conversely, for such a degree 2 cover of \mathbb{P}^1 , the curve on the domain is of genus 1 by the Riemann-Hurwitz formula, and marking an explicit rational point makes it an elliptic curve E . The cover gives an embedding $k(\mathbb{P}^1) \rightarrow k(E)$, hence a Galois involution, which on the level of E has to be given by $P \mapsto -P$ because the neutral point is one of the ramified point of this involution. In particular, the fibres are $\pi^{-1}(\pi(P)) = \{-P, P\}$. We will give more details in a future work on the geometry of Kummer lines.

Example 2.2. The marked point is denoted with a $*$. If the ramification on the Kummer line is given by

$$(1) \quad (1 : 0)^* \quad (\alpha_1 : 1) \quad (\alpha_2 : 1) \quad (\alpha_3 : 1),$$

(with the α_i potentially define over an extension of k) then the corresponding elliptic curve has equation, with some $\beta \in k$:

$$(2) \quad E : \beta y^2 = (x - \alpha_1)(x - \alpha_2)(x - \alpha_3).$$

Conversely, starting from Eq. (2), if the point at infinity is denoted \mathcal{O} , then the following map is a degree 2-covering with 4 ramification points which correspond to the 2-torsion:

$$\begin{aligned} E &\xrightarrow{\pi} \mathbb{P}^1 \\ (x, y) &\mapsto (x : 1) \\ \mathcal{O} &\mapsto (1 : 0). \end{aligned}$$

We remark that a Kummer line cannot distinguish between an elliptic curve E and its quadratic twists E' (which amount in the previous example to a choice of $\beta \in k^*/k^{*.2}$). If $\pi(P)$ is a rational point on the Kummer line of order $n > 2$, there is a unique quadratic twist E' such that $\pi(P)$ comes from a rational point $P \in E'(k)$. Thus pushing P along a 2-isogeny allows to keep track of the twist on the codomain even while working on the Kummer lines.

We will extensively describe Kummer lines only via their ramification, like in Eq. (1), and denote them by \mathcal{K} , where $\mathcal{K} \simeq \mathbb{P}^1$. We will also forget about the π notation when it is not ambiguous and write $[P] = \pi(P)$.

The addition law is not well-defined any more on the Kummer line π , as if one knows $\pi(P)$ and $\pi(Q)$, one retrieves $\pm P$ and $\pm Q$ on the elliptic curve and won't be able to distinguish $\pi(P + Q)$ from $\pi(P - Q)$. However, with the knowledge of $\pi(P)$, $\pi(Q)$ and $\pi(P - Q)$, it is possible to reconstruct $\pi(P + Q)$, this is differential addition and is enough to build a scalar multiplication on the Kummer line, see for instance Montgomery arithmetic in Appendix A.

Consider a Kummer line π , and since we are interested in 2-isogenies, assume there is a rational 2-torsion point $T \in E(k)$. This is a particular case of where we can define the translation by T on the line, as $T = -T$, so $\pi(P - T) = \pi(P + T)$.

Main Example 1. By taking an automorphism of \mathbb{P}^1 , i.e a homography, we can always send T to the point $(0 : 1)$ and the marked point to $(1 : 0)$. This amounts to working on the following curve, according to Eq. (2):

$$E : \beta y^2 = x(x^2 + \mathcal{A}x + \gamma).$$

The complete ramification on the Kummer line \mathcal{K} associated to E is then

$$\mathcal{O} = (1 : 0)^* \quad T = (0 : 1) \quad R = (\alpha : 1) \quad S = (\gamma : \alpha) = R + T,$$

where $\alpha \in \bar{k}$ and satisfies the equation $\mathcal{A} = -\alpha - \frac{\gamma}{\alpha}$, with $\mathcal{A}, \gamma \in k$.

2.2. Theta group and isogenies. The theta group is introduced by Mumford in [Mum66] to describe isogenies between abelian varieties. In this section, we specialize to the very special case of elliptic curves first, and then to 2-isogenies between Kummer lines.

Let $D_2 = 2(\mathcal{O}_E)$, this is a symmetric divisor of degree 2, its global sections $\Gamma(D)$ is a vector space of dimension 2 generated by the two global sections: $1, x$, which gives coordinates on the Kummer line \mathcal{K}_E associated to E .

It will be convenient, to describe the embedding $\mathcal{K}_E \rightarrow \mathbb{P}^1$, to work with the associated line bundle L_{D_2} . The line bundle $L_{(\mathcal{O}_E)}$ has (up to a constant) one global section Z_0 , and $L_{D_2} = L_{(\mathcal{O}_E)}^2$ has for global sections (X, Z) , with $Z = Z_0^2$, and $x = X/Z$.

Let D be a divisor of degree $\deg(D) = n$. Then D is algebraically equivalent to the divisor $D_n = n(\mathcal{O}_E)$. The line bundle L_D induces a polarisation $\Phi_D : E \rightarrow \hat{E}$ via $P \mapsto t_P^* D - D$. Since algebraically equivalent divisor differ by a degree zero divisor, the map Φ_D does not depend on the algebraic class of D and we may take $D = D_n$, so $\Phi_D(P) = n(P) - n(\mathcal{O}_E)$. The kernel of Φ_D is $E[n]$, since a divisor $n(P) - n(\mathcal{O}_E)$ is linearly equivalent to zero if and only if $n \cdot P = \mathcal{O}_E$.

The theta group $G(D)$ associated to the divisor D is the group of functions g_P on $k(E)$ such that $P \in E[n] = \ker(\Phi_D)$, and $\text{div } g_P = t_P^* D - D$. The Weil pairing on $E[n]$ is induced by the commutator pairing on $G(D)$. The addition law is given by $(g_P \cdot g_Q)(R) = g_P(R)g_Q(R - P)$, it is a function with divisor $t_{P+Q}^* D - D$. We have a canonical faithful action of $G(D)$ on $\Gamma(D)$ given by $(g_P \cdot s)(R) = g_P(R)s(R - P)$.

If $D = D_n$, then since D_n is symmetric, we also have an involution δ_{-1} on $G(D_n)$ given by $(\delta_{-1}g_P)(R) = g_P(-R)$; this is a function with divisor $n(-P) - n(\mathcal{O}_E)$. A function g_P is said to be symmetric if $\delta_{-1}g_P = g_P^{-1}$.

Theorem 2.3 (Mumford). *Let D be a symmetric divisor on E , and K a finite étale subgroup. There is a bijection between descents of the divisor D to a divisor D' on $E' = E/K$ and lifts \tilde{K} of $K \subset \ker \Phi_D$ to the theta group $G(D)$. Furthermore, D' is symmetric if and only if \tilde{K} consists of symmetric elements. Finally, there is a canonical isomorphism between $\Gamma(D')$ and $\Gamma(D)^{\tilde{K}}$.*

We will focus on 2-isogenies. Let E_1 be an elliptic curve, $K = \{\mathcal{O}_1, T_1\}$ be a kernel generated by a 2-torsion point $T_1 \in E_1[2](k)$, and $f : E_1 \rightarrow E_2 = E_1/K$ be the corresponding isogeny. Neutral elements on E_1 and E_2 are denoted \mathcal{O}_1 and \mathcal{O}_2 respectively. We want to construct a Kummer model on E_2 , hence sections of a degree 2 divisor D' on E_2 . The pullback f^*D' is of degree 4 on E_1 , hence is algebraically equivalent to $D_4 = 4(\mathcal{O}_1)$. So we look at descents of D_4 to E_2 .

First we look at descent of D_2 to E_2 , this amount to finding an element $g_{T_1} \in G(D_2)$ above T_1 of order 2. Since T_1 is of 2-torsion, we have $\delta_{-1}g_{T_1} = e_*(T_1)g_{T_1} = g_{T_1}$ by [Mum66]. So g_{T_1} is symmetric if and only if g_{T_1} is of order 2, and we see that lifts \tilde{K} of K to $G(D_2)$ corresponds to a symmetric lift g_{T_1} above T_1 .

Take an arbitrary lift g_{T_1} , then since $2 \cdot T_1 = \mathcal{O}_1$, we have $g_{T_1}^2 = \lambda_{T_1}$ for some $\lambda_{T_1} \in k^*$. The symmetric elements above T_1 are then $\pm \frac{g_{T_1}}{\sqrt{\lambda_{T_1}}}$, which live possibly over a degree 2 extension of k .

Since taking another lift g_{T_1} changes λ_{T_1} by a square, we see that λ_{T_1} is well defined in $k^*/k^{*,2}$. It is not hard to show that it is given by the self Tate pairing $e_{T,2}(T_1, T_1)$ but we won't need this fact in this article.

Definition 2.4. *The element $[\lambda_{T_1}] \in k^*/k^{*2}$ defined above is the type of T_1 . We say that T_1 is of Montgomery type if λ_{T_1} is already a square over k .*

At the level of divisors, the situation is as follows: the divisor $D_2 = 2(\mathcal{O}_1)$ is not invariant by translation by T_1 , so does not directly descend to E_2 . We first need to find a linear equivalence $D_2 \simeq D'_2$ with D'_2 invariant by T_1 , so of the form f^*D' for a divisor D' on E_2 ; the element g_{T_1} provides such a linear equivalence. Namely, if α_{T_1} is the function with divisor $D'_2 - D_2$ realising the equivalence $D'_2 \simeq D_2$, then it satisfies the equation $\alpha_{T_1}(P)/\alpha_{T_1}(P - T_1) = g_{T_1}(P)$.

First we remark that $D' = f^*\mathcal{O}_2 = (T_1) + (\mathcal{O}_1)$ is not linearly equivalent to D_2 , so D_2 cannot directly descend to (\mathcal{O}_2) . The other symmetric degree 1 divisor on D' are given by (T_2) , (R_2) , (S_2) where T_2, R_2, S_2 are the three Weierstrass points on E_2 . Set R_1 and S_1 to be the other Weierstrass points of E_1 in addition to T_1 , we may assume that $f(R_1) = f(S_1) = T_2$. We let T'_1 be a 4-torsion point above T_1 , and $T''_1 = T'_1 + R_1$. We may assume that $f(T'_1) = R_2$ and $f(T''_1) = S_2$. So $f^*T_2 = (R_1) + (S_1)$, $f^*R_2 = (T'_1) + (T'_1 + T_1)$, $f^*S_2 = (T''_1) + (T''_1 + T_1)$. Only the last two are linearly equivalent to D_2 , they give the two possible symmetric descent of D_2 to E_2 .

We remark that they are rational if and only if $\{T'_1, T'_1 + T_1 = -T'_1\}$ is invariant, if and only if the cyclic degree 4 subgroup generated by T'_1 is rational. This explains why in general a symmetric lift g_{T_1} only lives in a degree two extension, and explain the terminology of Montgomery type: T_1 is of Montgomery type if and only if T_1 can be sent to the point $(0, 0)$ on a Montgomery model. In particular, there can be an asymmetry: D_2 may descend to a symmetric divisor on E_2 via f , while D'_2 may not descend to a symmetric divisor on E_1 via the dual isogeny \tilde{f} .

The situation becomes much simpler when looking at the possible descents of D_4 to a degree 2 divisor on E_2 , which is all we need to construct a Kummer model for E_2 . The tensor product gives a morphism $G(D_2) \otimes G(D_2) \rightarrow G(D_4)$, and if $\tilde{g}_{T_1} = \pm \frac{g_{T_1}}{\sqrt{\lambda_{T_1}}}$, its tensor squared $\tilde{g}_{T_1}^{\otimes 2} = \pm \frac{g_{T_1}^{\otimes 2}}{\lambda_{T_1}}$ is symmetric in $G(D_4)$ and always rational.

Since $2(R_2) \simeq 2(S_2) \simeq 2(\mathcal{O}_2)$, this symmetric element encodes the descent of $D_4 = 4(\mathcal{O}_1)$ to $D'_2 = 2(\mathcal{O}_2)$, we remark that $f^*(2(\mathcal{O}_2)) = 2(T_1) + 2(\mathcal{O}_1) \simeq 4(\mathcal{O}_1)$. The other symmetric descent of D_4 is induced by $-\tilde{g}_{T_1}^{\otimes 2}$, which gives the descent of D_4 to $(T_2) + (\mathcal{O}_2)$. (An important remark is that while the symmetric divisor $\pm\tilde{g}_{T_1}$ above T_1 in $G(D_2)$ is only defined up to a sign, there is a canonical symmetric divisor in $G(D_4)$ given by $\tilde{g}_{T_1}^{\otimes 2}$, which does not depend on this sign.)

By Theorem 2.3, we get that the global sections $\Gamma(D'_2)$ are precisely the global sections in $\Gamma(D_4)$ invariant under the action by $\tilde{g}_{T_1}^{\otimes 2}$. We explain how to find them.

The multiplication map $\Gamma(D_n) \otimes \Gamma(D_m) \rightarrow \Gamma(D_{n+m})$ is surjective when $n, m \geq 2, n + m \geq 5$, but $\Gamma(D_2) \otimes \Gamma(D_2) \rightarrow \Gamma(D_4)$ only surjects onto even global sections (all global sections of D_2 are even, so their product has to be even).

On the other hand the sections s we want to construct on E_2 are sections of D'_2 , so are even, and their pullback f^*s are even. Hence, it is enough to look at even sections $\Gamma^+(D_4)$, which as we have seen are generated by products of sections in $\Gamma(D_2)$.

We can now sketch our algorithm to compute 2-isogenies between Kummer lines:

- (1) Compute the action of the symmetric element $\tilde{g}_{T_1}^{\otimes 2}$ on X^2, XZ, Z^2
- (2) Find a basis X', Z' of invariant functions
- (3) Recover the Kummer model of E' embedded by X', Z' .

We detail these steps in the next sections.

Remark 2.5 (Vélu's formula). *The pullback of $D'_2 = 2(\mathcal{O}_2)$ by the isogeny f is the divisor $D' = 2(T_1) + 2(\mathcal{O}_1)$. The usual strategy to construct isogenies on elliptic curves is to use Vélu's formula, which provide (via a trace) sections of D' invariant under translation by T_1 . Notably, the affine sections of D_2 are $1, x$, and 1 is already invariant. In Vélu's formula, we compute the*

trace $x'(P) = x(P) + x(P + T_1)$, the function x' has poles of order 2 at T_1 and \mathcal{O}_1 hence is a section of D' , and is invariant by translation by T_1 by construction.

The link with the theta group is as follows: since D' is invariant by translation by T_1 , the constant function 1 provide a canonical symmetric element \widetilde{g}_{T_1} above T_1 in $G(D')$. Sections of D' invariant by T_1 thus corresponds by Theorem 2.3 to sections of the divisor on E_2 induced by the descent of D' given by \widetilde{g}_{T_1} , which is $2(\mathcal{O}_2)$. So Vélu's formula can be seen as a special case of the more general framework of descending sections and divisors through theta groups actions. We will see below in Main Example 3 that it gives the same invariant sections, as expected.

The reason we work directly with theta groups is that it provides a more flexible framework to study isogenies. In particular, it is slightly more convenient to work with the divisor $D_2 = 2(\mathcal{O}_1)$ than D' .

More importantly, in higher dimensions, we don't have analogues of Vélu's formula for an ℓ -isogeny. Namely, if we start with an ample divisor Θ of degree 1 associated to a principal polarisation, then the traces of Θ under the points of K , a maximal isotropic subgroup of $A[\ell]$ will be an invariant divisor of degree ℓ^{g^2} , hence descends to a divisor on $B = A/K$ of degree $\ell^{g(g-1)}$, so is associated to a principal polarisation if and only if $g = 1$. So taking traces of principal polarisation does not work to build invariant divisors of the correct degree on A , and we need the full power of the theta group framework as developed by Mumford.

In this paper, we study 2-isogenies between Kummer lines, from which we can deduce doubling formulas (by composing with the dual isogeny). In a sequel to this paper we will extend this to differential addition formulas. This amount to studying the dimension 2 isogeny given by $E \times E \rightarrow E \times E, (P, Q) \mapsto (P + Q, P - Q)$. The action of the theta group $G(D_2)$ on the global sections (X, Z) we study in this paper will be crucial to extend the doubling formulas to differential additions.

2.3. Computing 2-isogenies. We reuse the notations from the preceding section, we want to compute a 2-isogeny generated by a 2-torsion point T . We will describe in this section how to build degree 2 maps which are invariant under a translation by T on Kummer lines, and how to recover 2-isogenies from that.

Remark 2.6. The automorphism $\tau_T : P \mapsto P + T$ on the elliptic curve can be pushed to \mathbb{P}^1 via π because T is of 2-torsion. It is an involutive map, therefore it is an automorphism of \mathbb{P}^1 , i.e. it is a homography.

First, consider the matrix $[M_T] \in \text{PGL}_2(k)$ associated to the homography τ_T .

Main Example 2. In Main Example 1, with $T = (0 : 1)$, the homography τ_T is given by $\tau_T(\mathcal{O}) = T$, $\tau_T(T) = \mathcal{O}$ and $\tau_T(R) = S$. If $\tau_T(X : Z) = (aX + bZ : cX + dZ)$, we then have:

- $\tau_T(1 : 0) = (a : c) = (0 : 1)$, i.e. $a = 0$.
- $\tau_T(0 : 1) = (b : d) = (1 : 0)$, i.e. $d = 0$.
- $\tau_T(\alpha : 1) = (b : c\alpha) = (\gamma : \alpha)$, i.e. $b = c\gamma$.

So $\tau_T(X : Z) = (bZ : cX) = (\gamma Z : X)$ and the associated matrix in $\text{PGL}_2(k)$ is:

$$[M_T] = \left[\begin{pmatrix} a & b \\ c & d \end{pmatrix} \right] = \left[\begin{pmatrix} 0 & \gamma \\ 1 & 0 \end{pmatrix} \right].$$

Lift this matrix to $M_T \in \text{GL}_2(k)$, by definition, since T is a point of 2-torsion, $[M_T^2] = [I_2]$, so $M_T^2 = \lambda_T I_2$. This lift is associated to an explicit element g_T in the theta group $G(D_2)$. Indeed, we have a projective action of $E[2]$ on $\Gamma(D_2) \simeq k^2$ given by translation by a point of 2-torsion on projective coordinate. The canonical action defined in Section 2.2 lifts this to an affine group action of $G(D_2)$ on $\Gamma(D_2)$. Since this group action is faithful, we can represent an element $g \in G(D_2)$ by the corresponding action matrix. In particular, the element λ_T associated

to M_T is the same as the one we associated to g_T in Section 2.2. As mentioned there, because of the lift, λ_T is well-defined up to a square. In particular:

Lemma 2.7. $[\lambda_T] \in k^*/k^{*2}$ is the type of T , as defined in Definition 2.4.

λ_T depends on the chosen lift M_T , however $\frac{1}{\sqrt{\lambda_T}}M_T$ does not (up to a sign). This is the invariant matrix of interest, corresponding to the action of a symmetric lift \tilde{g}_T of Section 2.2.

We want to build quadratic forms in (X, Z) invariant by $\frac{1}{\sqrt{\lambda}}M_T$, which will be said to be T -invariants. (Note that $\frac{1}{\sqrt{\lambda}}M_T$ is canonical and does not depend on the sign.) We will look at the action of this matrix on X^2 , Z^2 and XZ .

Remark 2.8. If q is a quadratic form and $M = \begin{pmatrix} a & b \\ c & d \end{pmatrix}$, the action of M over q is given by:

$$M \cdot q(X, Z) = q(aX + bZ, cX + dZ).$$

Here, $\sqrt{\lambda_T}$ may be in some quadratic extension of k , but we can work around that, if $M_T = \begin{pmatrix} a & b \\ c & d \end{pmatrix}$:

$$\left(\frac{1}{\sqrt{\lambda_T}}M_T \right) \cdot q(X, Z) = q\left(\frac{aX + bZ}{\sqrt{\lambda_T}}, \frac{cX + dZ}{\sqrt{\lambda_T}} \right) = \frac{1}{\lambda_T} (M_T \cdot q(X, Z)).$$

Main Example 3. Following up with Main Example 2, we choose $M_T = \begin{pmatrix} 0 & \gamma \\ 1 & 0 \end{pmatrix}$, then $M_T^2 = \gamma I_2$ so the type of T is $[\gamma]$. We then compute the action of M_T on X^2 , Z^2 and XZ , and then divide by γ :

$$\frac{1}{\gamma} (M_T \cdot X^2) = \gamma Z^2; \quad \frac{1}{\gamma} (M_T \cdot Z^2) = \frac{1}{\gamma} X^2; \quad \frac{1}{\gamma} (M_T \cdot XZ) = XZ.$$

We notice that XZ is already invariant, to build another one we can consider a trace for the matrix action on quadratic forms, for instance:

$$q_1 = X^2 + \frac{1}{\gamma} (M_T \cdot X^2) = X^2 + \gamma Z^2, \text{ then } \frac{1}{\gamma} (M_T \cdot q_1) = q_1.$$

We retrieve the same invariant projective sections using Vélú's formula. By Remark 2.5, Vélú's formula build the invariant affine section:

$$x'(P) = x(P) + x(P + T) = x(P) + \frac{\gamma}{x(P)} = \frac{X(P)}{Z(P)} + \frac{\gamma Z(P)}{X(P)} = \frac{X^2(P) + \gamma Z^2(P)}{X(P)Z(P)}.$$

The numerator and denominators of this function are precisely the above invariant sections.

Say we have two linearly independent quadratic forms q and q' which are T_1 -invariant where T_1 is a 2-torsion point on the Kummer line \mathcal{K}_1 , and consider a basis $u, v \in \text{Span}(q, q')$. Set $M_{T_1} = \begin{pmatrix} a & b \\ c & d \end{pmatrix}$ the matrix of τ_{T_1} and $[\lambda_{T_1}]$ the type of T_1 .

$$\begin{aligned} \tau_{T_1} : \mathcal{K}_1 &\rightarrow \mathcal{K}_1 \\ P &\mapsto P + T_1. \end{aligned}$$

Set the following degree 2 map, which is well-defined by the properties of quadratic forms:

$$\begin{aligned} f : \mathcal{K}_1 &\rightarrow \mathcal{K}_2 \\ (x : z) &\mapsto (u(x, z) : v(x, z)). \end{aligned}$$

Since u and v are T_1 -invariant, we get $f(P + T_1) = f(\tau_{T_1}(P)) = f(P)$. What remains to do is determining the codomain \mathcal{K}_2 using the extra 2-torsion points we have.

Main Example 4. We add a 1 in index of notations from Main Example 1. We found earlier in Main Example 3 that $q(X, Z) = X^2 + \gamma Z^2$ and $q'(X, Z) = XZ$ are T_1 -invariant. Consider $u = q$ and $v = q + q'$, then $f : (X : Z) \mapsto (X^2 + \gamma Z^2 : X^2 + XZ + \gamma Z^2)$ can be computed in

$1\mathbf{M} + 2\mathbf{S} + 1\mathbf{m}_0$. We have by construction of f that $f(\mathcal{O}_1) = f(T_1)$, and since $S_1 = R_1 + T_1$, we also have $f(R_1) = f(S_1)$. A quick computation yields:

$$f(\mathcal{O}_1) = (1 : 1) \text{ and } f(R_1) = (\alpha^2 + \gamma : \alpha^2 + \alpha + \gamma).$$

We are trying to build an isogeny with kernel T_1 , so $f(\mathcal{O}_1)$ is sent to \mathcal{O}_2 , and $f(R_1)$ is a 2-torsion point on \mathcal{K}_2 .

Lemma 2.9. $f(R_1)$ is rational.

Proof. Let σ be a Galois element on the field k . If R_1 is invariant by σ , so is S_1 (because $S_1 = R_1 + T_1$) and the image by f is obviously invariant by σ too. However, if R_1 is not invariant by σ , then $\sigma(R_1) \neq R_1$, so we must have $\sigma(R_1) = S_1$ because T_1 is rational. But then, since σ commutes with f :

$$\sigma(f(R_1)) = f(\sigma(R_1)) = f(S_1) = f(R_1).$$

□

To grab the final information of 2-torsion, consider a 4-torsion point T'_1 above T_1 which may not be rational. Such a point can be found by solving $T'_1 + T_1 = T_1$ on the Kummer line (remember that $-T'_1 = T'_1$ in this situation). If $T'_1 = (X : Z)$, using the translation τ_{T_1} , this leads to:

$$(\gamma Z : X) = (X : Z) \text{ i.e. } \frac{X}{Z} = \pm\sqrt{\gamma}.$$

Then $T'_1 = (\sqrt{\gamma} : 1)$ and $T''_1 = (-\sqrt{\gamma} : 1)$ are the 4-torsion points above T_1 , and $f(T'_1)$, $f(T''_1)$ are the remaining 2-torsion points on \mathcal{K}_2 .

An optional step is to put \mathcal{K}_2 in a nice shape by a homography, but this is not mandatory and can gain some operations. We will give more details in the next section.

3. 2-ISOGENIES ON MONTGOMERY CURVES

We will focus on Montgomery curves in this section, which corresponds to the case $\gamma = 1$ in Main Example 1. Recall from Definition 2.4:

Definition 3.1. A 2-torsion point T is said to be of Montgomery type if its type λ_T is a square. Sending T to $(0, 0)$ and \mathcal{O} to infinity, we thus obtain a Montgomery model $\beta y^2 = x(x^2 + \mathcal{A}_1 x + 1)$.

The Montgomery Kummer line is denoted \mathcal{K}_1 over k with constant $\mathcal{A}_1 \in k$.

The ramification of our Kummer line is then:

$$\mathcal{O}_1 = (1 : 0)^* \quad T_1 = (0 : 1) \quad R_1 = (A_1 : B_1) \quad S_1 = (B_1 : A_1) = R_1 + T_1.$$

Thus $\mathcal{A}_1 = -\frac{(A_1 - B_1)^2}{A_1 B_1}$ and:

$$(3) \quad d_1 = \frac{\mathcal{A}_1 + 2}{4} = \frac{-(A_1 - B_1)^2}{4A_1 B_1} = \frac{(A_1 - B_1)^2}{(A_1 - B_1)^2 - (A_1 + B_1)^2}.$$

We computed in Main Example 3 the type of T_1 which is 1 up to a square (T_1 is then of Montgomery type), and two T_1 -invariant quadratic forms:

$$q_1(X, Z) = X^2 + Z^2 \quad q_2(X, Z) = XZ.$$

We also have the translation by T_1 denoted $\tau_{T_1} : \mathcal{K}_1 \rightarrow \mathcal{K}_1$ computed in Main Example 2:

$$(4) \quad \tau_{T_1} : (X : Z) \mapsto (Z : X).$$

We will need the translation by R_1 later too, which is given by:

$$(5) \quad \tau_{R_1} : (X : Z) \mapsto (A_1 X - B_1 Z : B_1 X - A_1 Z).$$

Remark 3.2. When the curve E is fixed (as for scalar multiplication), we will count multiplication by d or $(A_1 : B_1)$ as one \mathbf{m}_0 (since we can assume that $B_1 = 1$). For the computation of a 2^n -isogeny chain, they will be given as quotients, in which case we will count them as two multiplications, either small or generic depending on the context. See Section 4 and Appendix C.

Remark 3.3. The ramification of the Montgomery Kummer line is invariant under the involution $(X : Z) \mapsto (Z : X)$, corresponding to translation by T_1 . If we apply the Hadamard transform $H(X : Z) = (X + Z : X - Z) = (X' : Z')$, we obtain a new model HK_1 where the ramification becomes

$$(1 : 1) \quad (-1 : 1) \quad (A_1 + B_1 : A_1 - B_1) \quad (A_1 + B_1 : B_1 - A_1)$$

which is invariant by the involution $(X' : Z') \mapsto (-X' : Z')$.

The quadratic forms invariant by the canonical affine lift of this involution are $q'_1 = X'^2$ and $q'_2 = Z'^2$. On \mathcal{K}_1 , these quadratic forms corresponds to $(X + Z)^2$ and $(X - Z)^2$, which indeed span the same vector spaces as q_1, q_2 above.

3.1. Isogeny with kernel T_1 . Assume in this section that $\frac{A_1}{B_1} \in k$, so we have the full 2-torsion on our curve. Recall we have these independent 4-torsion points above T_1 :

$$T'_1 = (1 : 1) \quad T''_1 = (-1 : 1) = T'_1 + R_1.$$

We will use the following invariant quadratic forms from Remark 3.3, using the notations of Main Example 3:

$$u(X, Z) = (X + Z)^2 = q_1(X, Z) + 2q_2(X, Z) \quad v(X, Z) = (X - Z)^2.$$

Set $f_0 : (X : Z) \mapsto ((X + Z)^2 : (X - Z)^2)$. By construction, $f_0(P + T_1) = f_0(P)$. Set $A_2 = A_1 + B_1$ and $B_2 = A_1 - B_1$, the image of the ramification is the following:

$$\begin{aligned} f_0(\mathcal{O}_1) &= (1 : 1)^* = f_0(T_1) & f_0(R_1) &= (A_2^2 : B_2^2) = f_0(S_1) \\ f_0(T'_1) &= (1 : 0) & f_0(T''_1) &= (0 : 1). \end{aligned}$$

To get a Montgomery shaped ramification, we will multiply by $C : (X : Z) \mapsto (B_2X : A_2Z)$, set $f = C \circ f_0$, then:

$$\begin{aligned} \mathcal{O}_2 &= f(T'_1) = (1 : 0) & T_2 &= f(T''_1) = (0 : 1) \\ R_2 &= f(R_1) = (A_2 : B_2) & S_2 &= f(\mathcal{O}_1) = (B_2 : A_2)^*. \end{aligned}$$

Up to a translation by S_2 we recover the 2-isogeny with kernel T_1 and the image is Montgomery shaped.

Theorem 3.4 (Translated 2-isogeny with kernel T_1). *Let $g : \mathcal{K}_1 \rightarrow \mathcal{K}_2$ be the 2-isogeny with kernel T_1 on the Montgomery Kummer line \mathcal{K}_1 with extra 2-torsion $(A_1 : B_1)$, and assume $\frac{A_1}{B_1} \in k$. Set $(A_2 : B_2) = (A_1 + B_1 : A_1 - B_1)$, then $g = f + S_2$ where:*

$$f : (X : Z) \mapsto \left(B_2(X + Z)^2 : A_2(X - Z)^2 \right).$$

f can be computed in $2\mathbf{S} + 1\mathbf{m}_0 + 2\mathbf{a}$, the codomain \mathcal{K}_2 is a Montgomery Kummer line and the curve constant d_2 can be computed in $2\mathbf{S} + 1\mathbf{a}$ with:

$$d_2 = \frac{B_1^2}{B_1^2 - A_1^2}.$$

Proof. The fact that g is the 2-isogeny with kernel T_1 and that the image is a Montgomery Kummer line is straight-forward from the reasoning above. The curve constant d_2 comes from the computation in Eq. (3) and that $(A_2 : B_2) = (A_1 + B_1 : A_1 - B_1)$:

$$d_2 = \frac{(A_2 - B_2)^2}{(A_2 - B_2)^2 - (A_2 + B_2)^2} = \frac{B_1^2}{B_1^2 - A_1^2}.$$

□

Proposition 3.5 (Translated dual isogeny). *Using notation of Theorem 3.4, the dual isogeny of g is given by $\hat{g} = \hat{f} + S_1$ where:*

$$\hat{f} : (X : Z) \mapsto (B_1(X + Z)^2 : A_1(X - Z)^2).$$

Then $\hat{f} \circ f(P) = 2 \cdot P + R_1$ where $P \in \mathcal{K}_1$ can be computed in $4\mathbf{S} + 2\mathbf{m}_0 + 4\mathbf{a}$ as in Algorithm 1.

Proof. Because the Hadamard transform is an involution, the codomain of \hat{f} is \mathcal{K}_1 . We can then set $g_0 = \hat{f} + S_1$, which is the 2-isogeny with kernel T_2 thanks to Theorem 3.4. Let's check that $g_0 \circ g = [2]$, the multiplication by 2, on the Kummer line. We will use the following formula:

$$\begin{aligned} g_0(g(P)) &= g_0(f(P) + S_2) \\ &= g_0(f(P)) + g_0(S_2) \\ &= \hat{f}(f(P)) + \hat{f}(S_2) + 2 \cdot S_1 \\ g_0(g(P)) + R_1 &= \hat{f}(f(P)). \end{aligned}$$

We then study $g_0 \circ g$ on the 2-torsion:

$$\begin{aligned} g_0(g(\mathcal{O}_1)) &= \mathcal{O}_1 & g_0(g(T_1)) &= \hat{f}(S_2) + R_1 = 2 \cdot R_1 = \mathcal{O}_1 \\ g_0(g(R_1)) &= \hat{f}(R_2) + R_1 = \mathcal{O}_1 & g_0(g(S_1)) &= \hat{f}(R_2) + R_1 = \mathcal{O}_1. \end{aligned}$$

$g_0 \circ g \neq [0]$ (for instance, $g_0(g(T'_1)) = T_1$), so we must have $g_0 \circ g = [2]$. Similarly, we prove $g \circ g_0 = [2]$. By uniqueness, $g_0 = \hat{g}$. The first formula then yields $\hat{f}(f(P)) = 2 \cdot P + R_1$. □

Algorithm 1: Doubling in Montgomery coordinates up to a 2-torsion point

Input: $[P] = (X_1 : Z_1)$

Output: $[2 \cdot P + R_1] = (X : Z)$

Data: On \mathcal{K}_1 with extra 2-torsion $[R_1] = (A_1 : B_1)$, $(A_2 : B_2) = (A_1 + B_1 : A_1 - B_1)$

1 **Function** DoublingTranslation($[P]$):

```

2   |    $u \leftarrow (X_1 + Z_1)^2;$ 
3   |    $v \leftarrow \frac{A_2}{B_2}(X_1 - Z_1)^2;$ 
4   |    $X \leftarrow (u + v)^2;$ 
5   |    $Z \leftarrow \frac{A_1}{B_1}(u - v)^2;$ 
6   |   return  $(X : Z);$ 

```

We will be using the translated doubling of Proposition 3.5 in Section 4 to build a “hybrid ladder”.

Remark 3.6. *In ECC, if one always works on the same curve, it is possible to control the associated constants and make them small. That way, a multiplication by a curve constant costs way less than a multiplication by a generic number. The hybrid ladder will rely on this fact a lot.*

Because the translated point is S_2 and not T_2 in Theorem 3.4, it is not convenient to use these formulas to chain isogenies.

3.2. Isogeny with kernel R_1 . Assume once again that $\frac{A_1}{B_1} \in k$, so we have full 2-torsion on our curve. Recall that we have the following ramification on our Kummer line:

$$\mathcal{O}_1 = (1 : 0)^* \quad T_1 = (0 : 1) \quad R_1 = (A_1 : B_1) \quad S_1 = (B_1 : A_1) = R_1 + T_1.$$

In this section, we further assume that there is a 4-torsion point $R'_1 = (a'_1 : b'_1)$ above R_1 . Another independent 4-torsion point above R_1 is then $R''_1 = R'_1 + T_1$ which can be computed easily as $R''_1 = (b'_1 : a'_1)$ thanks to Eq. (4). Finally, set $(a_1 : b_1) = (a'_1 + b'_1 : a'_1 - b'_1)$. A useful relation that we will be using is the following:

$$(A_1 : B_1) = (a_1^2 + b_1^2 : a_1^2 - b_1^2) \iff (A_1 + B_1 : A_1 - B_1) = (a_1^2 : b_1^2).$$

This comes for instance from the doubling formula in Proposition 3.5, because $2 \cdot R'_1 + R_1 = \mathcal{O}_1$:

$$(A_1 - B_1)a_1^2 - (A_1 + B_1)b_1^2 = 0 \iff (A_1 + B_1 : A_1 - B_1) = (a_1^2 : b_1^2).$$

We will now apply the algorithm to find invariant maps by R_1 . A matrix associated to τ_{R_1} is:

$$M_{R_1} = \begin{pmatrix} A_1 & -B_1 \\ B_1 & -A_1 \end{pmatrix}.$$

Since $M_{R_1}^2 = (A_1^2 - B_1^2)I_2$, the type is $\lambda_{R_1} = A_1^2 - B_1^2 = 4a_1^2b_1^2$. This is a square, so R_1 is of Montgomery type.

Set $M = \frac{M_{R_1}}{\sqrt{\lambda_{R_1}}}$, we will be looking at the action of M on the following basis of quadratic forms: $(X + Z)^2$, $(X - Z)^2$ and $(X - Z)(X + Z)$:

$$M \cdot (X + Z)^2 = \frac{a_1^2}{b_1^2}(X - Z)^2 \quad M \cdot (X - Z)^2 = \frac{b_1^2}{a_1^2}(X + Z)^2.$$

$$M \cdot (X - Z)(X + Z) = (X - Z)(X + Z).$$

The invariant quadratic forms we will be using are then:

$$(6) \quad q_1(X, Z) = b_1^2(X + Z)^2 + a_1^2(X - Z)^2 \quad q_2(X, Z) = a_1b_1(X + Z)(X - Z).$$

By doing linear combination of q_1 and q_2 , we end up with the following formulas:

Theorem 3.7 (Translated 2-isogeny with kernel R_1). *Let $g : \mathcal{K}_1 \rightarrow \mathcal{K}_2$ be the 2-isogeny with kernel R_1 on the Montgomery Kummer line \mathcal{K}_1 with extra 2-torsion $R_1 = (A_1 : B_1)$. Assume there is a 4-torsion point $R'_1 = (a'_1 : b'_1)$ above R_1 . Set $(a_1 : b_1) = (a'_1 + b'_1 : a'_1 - b'_1)$, we have the relation $(A_1 : B_1) = (a_1^2 + b_1^2 : a_1^2 - b_1^2)$. Finally, set f to be the following map:*

$$f : (X : Z) \mapsto \left((b_1(X + Z) + a_1(X - Z))^2 : (b_1(X + Z) - a_1(X - Z))^2 \right).$$

Then the ramification on the image of f is:

$$\mathcal{O}_2 = (1 : 0) \quad T_2 = (0 : 1) \quad R_2 = (a_1'^2 : b_1'^2)^* \quad S_2 = (a_1'^2 : b_1'^2) = R_2 + T_2.$$

We have $g = f + R_2$, f can be computed in $2\mathbf{S} + 1\mathbf{m}_0 + 4\mathbf{a}$, the codomain \mathcal{K}_2 is a Montgomery Kummer line and the curve constant d_2 can be computed in $2\mathbf{S} + 1\mathbf{a}$ with:

$$d_2 = \frac{B_1^2 - A_1^2}{B_1^2}.$$

Proof. We have $f(X : Z) = (q_1(X, Z) + 2q_2(X, Z) : q_1(X, Z) - 2q_2(X, Z))$ where q_1 and q_2 are defined in Eq. (6) and are R_1 -invariant. So $f(\cdot + R_1) = f$. It is straight-forward to compute:

$$\begin{aligned} f(\mathcal{O}_1) &= (a_1'^2 : b_1'^2)^* = f(R_1) & f(T_1) &= (b_1'^2 : a_1'^2) = f(S_1) \\ f(R_1') &= (1 : 0) & f(R_1'') &= (0 : 1). \end{aligned}$$

So the image is a Montgomery Kummer line and $g = f + R_2$ with notations from the theorem. The codomain is given by d_2 using Eq. (3):

$$(7) \quad d_2 = \frac{(a_1'^2 - b_1'^2)^2}{(a_1'^2 - b_1'^2)^2 - (a_1'^2 + b_1'^2)^2}$$

Thanks to $(A_1 : B_1) = (a_1^2 + b_1^2 : a_1^2 - b_1^2)$, we can simplify the expression of d_2 :

$$\left((a_1'^2 - b_1'^2)^2 : (a_1'^2 + b_1'^2)^2 \right) = \left(4a_1^2b_1^2 : (a_1^2 + b_1^2)^2 \right) = (A_1^2 - B_1^2 : A_1^2).$$

□

If we compute $g = f + R_2$ using the translation τ_{R_2} given in Eq. (4), we find back the formulas for 2-isogenies given by Renes in [Ren18, Prop. 2]. We can also recover alternative shifted doubling formulas instead of Algorithm 1, which only differ by the number of additions.

Remark 3.8. *Unlike in Theorem 3.4, we have a translated isogeny by R_2 , and the kernel was initially R_1 . We can therefore chain such isogenies to compute 2^n -isogenies, more details are given in Appendix C.*

Since the computations only involves the 4-torsion point R_1' above R_1 , one could keep track only of the 4-torsion points. The codomain would then be given by Eq. (7), which costs $4\mathbf{S} + 3\mathbf{a}$.

Proposition 3.9 (Dual isogeny). *Using notation of Theorem 3.7, the dual isogeny of g is given by \hat{g} where:*

$$\hat{g} : (X : Z) \mapsto \left(B_1(X + Z)^2 : 4A_1XZ \right).$$

Then $\hat{g} \circ f(P) = 2 \cdot P + R_1$ where $P \in \mathcal{K}_1$ can be computed in $4\mathbf{S} + 2\mathbf{m}_0 + 7\mathbf{a}$ as in Algorithm 2 (using $4XZ = (X + Z)^2 - (X - Z)^2$).

Proof. We know that the kernel of \hat{g} is $g(\mathcal{K}_1[2]) = \langle g(T_1) \rangle = \langle T_2 \rangle$. We also have computed two T_2 -invariant quadratic forms earlier, set $g_0(X : Z) = ((X + Z)^2 : XZ)$. Then $g_0(\cdot + T_2) = g_0$. The output ramification is:

$$\begin{aligned} g_0(\mathcal{O}_2) &= (1 : 0)^* = g_0(T_2) & g_0(R_2) &= \left((a_1'^2 + b_1'^2)^2 : a_1'^2b_1'^2 \right) = g_0(S_2) \\ g_0(T_2') &= (4 : 1) & g_0(T_2'') &= (0 : 1). \end{aligned}$$

Thanks to computations already done while proving Theorem 3.7, we have $g_0(R_2) = (4A_1^2 : B_1^2)$.

We then consider a homography $h : (X : Z) \mapsto (aX + bZ : cX + dZ)$, we want:

- $h(1 : 0) = (1 : 0)$, then $c = 0$.
- $h(0 : 1) = (0 : 1)$, then $b = 0$.
- $h(4 : 1) = (B_1 : A_1)$, which sets $(4a : d) = (B_1 : A_1)$.

Then, $h(4A_1^2 : B_1^2) = (4aA_1^2 : dB_1^2) = (A_1 : B_1)$. Finally, the map $h \circ g_0$ is the 2-isogeny with kernel T_2 and codomain \mathcal{K}_1 , hence $\hat{g} = h \circ g_0$.

Since, $\hat{g}(g(P)) = 2 \cdot P = \hat{g}(f(P)) + \hat{g}(R_2)$, we get the alternative formula from $\hat{g}(R_2) = R_1$. □

Algorithm 2: Alternative doubling in Montgomery coordinates up to a 2-torsion point

Input: $[P] = (X_1 : Z_1)$

Output: $[2 \cdot P + R_1] = (X : Z)$

Data: On \mathcal{K}_1 with extra 2-torsion $[R_1] = (A_1 : B_1)$ and $[R'_1] = (a'_1 : b'_1)$ of 4-torsion above $[R_1]$, $(a_1 : b_1) = (a'_1 + b'_1 : a'_1 - b'_1)$

```

1 Function DoublingTranslation( $[P]$ ):
2    $u \leftarrow (X_1 + Z_1)$ ;
3    $v \leftarrow \frac{a_1}{b_1}(X_1 - Z_1)$ ;
4    $w \leftarrow (u + v)^2$ ;
5    $t \leftarrow (u - v)^2$ ;
6    $u \leftarrow (w + t)^2$ ;
7    $v \leftarrow (w - t)^2$ ;
8    $X \leftarrow u$ ;
9    $Z \leftarrow \frac{A_1}{B_1}(u - v)$ ;
10  return  $(X : Z)$ ;
```

3.3. Additional 8-torsion: another formula for the isogeny with kernel T_1 . In this last section, we assume $\frac{A_1}{B_1} \notin k$, so we don't know about the full 2-torsion, but we add a hypothesis about a 8-torsion point $\widetilde{T}_1 = (r : s)$ above $T'_1 = (1 : 1)$ (which itself is above $T_1 = (0 : 1)$). That way, we ensure that there will still be a rational 4-torsion point on the Kummer line, so it will be Montgomery shaped.

We set $(\gamma : \delta) = (4rs : (r - s)^2)$, and because $2 \cdot \widetilde{T}_1 = T'_1 = (1 : 1)$, using Algorithm 5:

$$((\gamma + \delta)\delta : \gamma(\delta + d_1\gamma)) = (1 : 1) \iff d_1 = \frac{\delta^2}{\gamma^2}.$$

But we have another expression for d_1 given in Eq. (3), therefore:

$$(\delta^2 : \gamma^2) = (-(A_1 - B_1)^2 : 4A_1B_1).$$

We are looking for a 2-isogeny with kernel T_1 without the knowledge of $\frac{A_1}{B_1}$. The result will be in a similar shape to the one in Proposition 3.9. As before, we start by computing invariants by the matrix $M = \begin{pmatrix} 0 & 1 \\ 1 & 0 \end{pmatrix}$, which we already did in Main Example 3. We will consider:

$$M \cdot (X - Z)^2 = (X - Z)^2 \quad M \cdot XZ = XZ.$$

If $f_0 : (X : Z) \mapsto ((X - Z)^2 : XZ)$, then $f_0(\cdot + T_1) = f_0$. The codomain ramification is:

$$\begin{aligned} f_0(\mathcal{O}_1) &= (1 : 0)^* = f_0(T_1) & f(R_1) &= ((A_1 - B_1)^2 : A_1B_1) = (-4\delta^2 : \gamma^2) = f(S_1) \\ f(T'_1) &= (0 : 1) & f(T''_1) &= (-4 : 1). \end{aligned}$$

To put it in a convenient shape, we consider a homography $h : (X : Z) \mapsto (aX + bZ : cX + dZ)$. We want $h(1 : 0) = (1 : 0)$ and $h(0 : 1) = (0 : 1)$, which forces $b = 0$ and $c = 0$. Then, we naturally want to send $f_0(\widetilde{T}_1) = ((r - s)^2 : rs)$ onto $(1 : 1)$:

$$h((r - s)^2 : rs) = (1 : 1) \iff (a : d) = (\gamma : 4\delta).$$

That way, we get:

$$h(-4\delta^2 : \gamma^2) = (-4\gamma\delta^2 : 4\delta\gamma^2) = (-\delta : \gamma) \quad h(-4 : 1) = (-\gamma : \delta).$$

We then set $f = h \circ f_0$, we recover formulas already known in [FJP14, Eq. (19)]:

Theorem 3.10 (2-isogeny with kernel T_1). *Let $g : \mathcal{K}_1 \rightarrow \mathcal{K}_2$ be the 2-isogeny with kernel T_1 on the Montgomery Kummer line \mathcal{K}_1 . Assume we know about a 8-torsion point $\widetilde{T}_1 = (r : s)$ above $T'_1 = (1 : 1)$. Set $(\gamma : \delta) = (4rs : (r - s)^2)$, then g is given by:*

$$g : (X : Z) \mapsto \left(\gamma(X - Z)^2 : 4\delta XZ \right).$$

g can be computed in $2\mathbf{S} + 1\mathbf{m}_0 + 3\mathbf{a}$ ($4XZ = (X + Z)^2 - (X - Z)^2$), the codomain \mathcal{K}_2 is a Montgomery Kummer line and the curve constant d_2 can be computed in $4\mathbf{S} + 6\mathbf{a}$ with:

$$d_2 = \frac{(\gamma + \delta)^2}{(\gamma + \delta)^2 - (\gamma - \delta)^2}.$$

The computation of d_2 is a direct application of Eq. (3). For completeness, we also provide the dual isogeny formula.

Proposition 3.11 (Dual isogeny). *Using notation of Theorem 3.10, the dual isogeny of g is given by \hat{g} where:*

$$\begin{aligned} \hat{g} : (X : Z) &\mapsto (u(X, Z) + 2\delta v(X, Z) : u(X, Z) - 2\delta v(X, Z)) \\ u(X, Z) &= (\gamma + \delta)(X + Z)^2 - (\gamma - \delta)(X - Z)^2 \\ v(X, Z) &= (X + Z)(X - Z). \end{aligned}$$

\hat{g} can be computed in $1\mathbf{M} + 2\mathbf{S} + 2\mathbf{m}_0 + 3\mathbf{a}$.

Proof. We have that $\ker \hat{g} = \langle R_2 \rangle$, we can't apply results from Theorem 3.7 since we don't know the 4-torsion above R_2 . We have already computed the matrix M associated to τ_{R_2} and the type $\lambda = \delta^2 - \gamma^2$:

$$M = \begin{pmatrix} -\delta & -\gamma \\ \gamma & \delta \end{pmatrix}.$$

We also have already seen that $\frac{1}{\lambda} (M \cdot (X + Z)(X - Z)) = (X + Z)(X - Z)$, so we are looking for one other invariant:

$$\frac{1}{\lambda} \left(M \cdot (X + Z)^2 \right) = \frac{(\gamma - \delta)^2}{\delta^2 - \gamma^2} (X - Z)^2 = -\frac{\gamma - \delta}{\gamma + \delta} (X - Z)^2.$$

Hence the two invariant quadratic forms we will consider are:

$$\begin{aligned} u(X, Z) &= (\gamma + \delta) \left((X + Z)^2 + \frac{1}{\lambda} \left(M \cdot (X + Z)^2 \right) \right) \\ &= (\gamma + \delta)(X + Z)^2 - (\gamma - \delta)(X - Z)^2 \\ v(X, Z) &= (X + Z)(X - Z). \end{aligned}$$

We then set $g_0(X : Z) = (au(X, Z) + bv(X, Z) : cu(X, Z) + dv(X, Z))$, which by construction verifies $g_0(\cdot + R_2) = g_0$. Since we want it to be the dual of g , we are looking for the following equations:

- $g_0(g(\mathcal{O}_1)) = g_0(\mathcal{O}_2) = \mathcal{O}_1$, which implies $2\delta c + d = 0$.
- $g_0(g(T'_1)) = g_0(T_2) = T_1$, which implies $2\delta a - b = 0$.
- $g_0(g(\widetilde{T}_1)) = g_0(T'_2) = T'_1$, which implies $a = c$.

We factor by a in g_0 and get the following expression:

$$g_0 : (X : Z) \mapsto (u(X, Z) + 2\delta v(X, Z) : u(X, Z) - 2\delta v(X, Z)).$$

We then check that it behaves correctly on the remaining 2-torsion:

- $g_0(g(R_1)) = g_0(R_2) = (4\delta\lambda : 0) = \mathcal{O}_1$.

- $g_0(g(T_1'')) = g_0(S_2) = (0 : 4\delta\lambda) = T_1$.

Finally, $g_0 = \hat{g}$. □

4. HYBRID LADDER

Let $\pi : E \rightarrow \mathbb{P}^1 \simeq \mathcal{K}$ be a Montgomery Kummer line. Recall that if one knows $\pi(P)$, $\pi(Q)$ and $\pi(P - Q)$, then it is possible to recover $\pi(P + Q)$ using differential addition formulas which are given in Appendix A, Algorithms 4 and 5. Special formulas for doubling is necessary because the general formula do not work when $P = Q$ (unlike for the theta model which use the same formulas for doublings and differential additions). We will also use the notation $[P] = \pi(P)$ in the algorithms.

Using these formulas, one can compute $\pi(n \cdot P)$ on the Kummer line using the Montgomery ladder (Algorithm 6). The key of the ladder is that, at each step, we have $\pi(U - V) = \pi(P)$, where U and V are the two points we keep track of. It is clear that the cost of a scalar multiplication depends linearly on the cost of one differential addition and one doubling. In this paper, we focus on the doubling part. If we look at the computational cost of the doubling in Algorithm 5, we get $2\mathbf{M} + 2\mathbf{S} + 1\mathbf{m}_0$, where \mathbf{m}_0 is a multiplication by a curve constant.

On the other hand, the computational cost of a doubling up to a 2-torsion point in Proposition 3.5 and Algorithm 1 is $4\mathbf{S} + 2\mathbf{m}_0$. Depending on the context, a square tends to be faster than a multiplication. For instance, $3\mathbf{S} = 2\mathbf{M}$ in $\mathbb{F}_{p^2} = \mathbb{F}_p[i]$ when $p \equiv 3 \pmod{4}$. The comparison is given in Table 1.

	Doubling	Doubling up to a 2-torsion point
Detailed cost	$2\mathbf{M} + 2\mathbf{S} + 1\mathbf{m}_0$	$4\mathbf{S} + 2\mathbf{m}_0$
$3\mathbf{S} = 2\mathbf{M}$, $\mathbf{m}_0 = \mathbf{M}$	$\approx 4.33\mathbf{M}$	$\approx 4.67\mathbf{M}$
$3\mathbf{S} = 2\mathbf{M}$, $5\mathbf{m}_0 = \mathbf{M}$	$\approx 3.53\mathbf{M}$	$\approx 3.07\mathbf{M}$

TABLE 1. Comparison of doubling formulas computational cost

For parameters where the multiplication by a curve constant is way faster than a generic multiplication, then our translated doubling is faster. This can be achieved for instance by having small constants, i.e. less than a computer word. By adapting the Montgomery ladder to take into account the additional 2-torsion point, we can build a new hybrid ladder in Algorithm 3. The major change is that, instead of having $\pi(U - V) = \pi(P)$, we allow $\pi(U - V) \in \{\pi(P), \pi(P + R_1)\}$. The correctness of our scalar multiplication is explained in Appendix D, the formula for the correction step that may occur is given by Eq. (5).

Now, in the context of ECC, if we are working on a set curve like in ECDSA, we can choose a convenient one such that the associated constants are less than a computer word, and that way one can get \mathbf{m}_0 way smaller than \mathbf{M} .

Remark 4.1. *Since we work on a set curve, some constants can be saved. Implementation-wise, constants are given as a numerator r and a denominator s , and because everything lives in a projective space a multiplication by $\frac{r}{s}$ can be put into two multiplications by r and by s . We will denote by \mathbf{c} the cost of a multiplication by a small constant.*

- In the doubling Algorithm 5, we directly choose d to be small, so $1\mathbf{m}_0 = 1\mathbf{c}$ for this one.
- With the additional 2-torsion point in Algorithm 1, the curve constants are $\frac{A_1}{B_1}$ and $\frac{A_2}{B_2}$. We can choose $B_1 = 1$, and that's it because the others are tied, we end up with three constants then: A_1 , A_2 and B_2 . In this algorithm, $2\mathbf{m}_0 = 3\mathbf{c}$.

Algorithm 3: Scalar multiplication with hybrid ladder

Input: $n = (1, b_{\ell-2}, \dots, b_0)$ an ℓ -bits integer, $[P]$ a point on \mathcal{K}_1
Output: $[n \cdot P]$
Data: On \mathcal{K}_1 , $[Q] = [P + R_1]$ using Eq. (5)

```

1 Function ScalarMult( $n, [P]$ ):
2    $[U] \leftarrow [P]$ ;
3    $[V] \leftarrow \text{DoublingTranslation}([P])$ ;
4   for  $i \leftarrow \ell - 2$  to 0 do
5      $[D] \leftarrow [U - V]$ ;      // This is either  $[P]$  or  $[Q]$  which are pre-computed
6     if  $b_i = 0$  then
7        $[V] \leftarrow \text{DiffAdd}([U], [V], [D])$ ;
8        $[U] \leftarrow \text{DoublingTranslation}([U])$ ;
9     else if  $b_i = 1$  then
10       $[U] \leftarrow \text{DiffAdd}([U], [V], [D])$ ;
11       $[V] \leftarrow \text{DoublingTranslation}([V])$ ;
12    end
13  end
14  if  $\ell \equiv 0 \pmod{2}$  or  $b_0 = 0$  then
15    return  $[U + R_1]$ ;          // Details in Appendix D
16  end
17  return  $[U]$ ;

```

Instead of dealing with the low level libraries implementation of multiplication to take into account the small constants, we provide a proof of concept as well as verification scripts on GitLab¹. The context is the following:

- We work over $\mathbb{F}_{p^{10}} = \mathbb{F}_{p^5}[i]$ where $i^2 = -1$ and $\mathbb{F}_{p^5} = \mathbb{F}_p[u]$ where $u^5 = 2$. The extension $\mathbb{F}_{p^{10}}/\mathbb{F}_{p^5}$ is to ensure that $3\mathbf{S} = 2\mathbf{M}$, and the extension $\mathbb{F}_{p^5}/\mathbb{F}_p$ is to have a large extension with trivial multiplication by u and i . A small constant corresponds to an element of \mathbb{F}_p . The construction obviously puts some constraints on p ($p \equiv 3 \pmod{4}$ and $p \equiv 1 \pmod{5}$).
- We choose $A_1 = 1 + \mu i$ and $d = \nu + i$ for some $\mu, \nu \in \mathbb{F}_p$, that way $A_2 = 2 + \mu i$ and $B_2 = \mu i$. Multiplication by these constants are faster to deal with than multiplication by generic number over $\mathbb{F}_{p^{10}}$.
- We repeated 100 times 100 random scalar multiplications.

The chosen parameters are the following:

- $p = 14859749208866121031$.
- $\mu = 1141088753069104366$ such that $A_1 = 1 + \mu i$.
- $\nu = 400659849698428527$ such that $d = \nu + i$.

The results are in Table 2 and show that we achieve a 6.2% gain over Montgomery ladder.

	Montgomery ladder	Hybrid ladder
Average (s)	2.502 ± 0.039	2.348 ± 0.017 (6.2%)

TABLE 2. Timings on Intel Core i5-1145G7 @ 2.60GHz

¹<https://gitlab.inria.fr/nsarkis/poc-scalar-multiplication-kummer-lines>

Remark 4.2. *In the differential addition Algorithm 4, since in our application $\pi(U - V)$ is also a constant, it is possible to add a constraint for this one to be small too and that improves the whole time saved. However, this is not necessary for our comparison as the differential addition is the same in both ladder.*

REFERENCES

- [CH17] Craig Costello and Hüseyin Hisil. “A Simple and Compact Algorithm for SIDH with Arbitrary Degree Isogenies”. In: *ASIACRYPT 2017, Part II*. Ed. by Tsuyoshi Takagi and Thomas Peyrin. Vol. 10625. LNCS. Springer, Heidelberg, Dec. 2017, pp. 303–329. DOI: 10.1007/978-3-319-70697-9_11.
- [CLN16] Craig Costello, Patrick Longa, and Michael Naehrig. “Efficient Algorithms for Supersingular Isogeny Diffie-Hellman”. In: *CRYPTO 2016, Part I*. Ed. by Matthew Robshaw and Jonathan Katz. Vol. 9814. LNCS. Springer, Heidelberg, Aug. 2016, pp. 572–601. DOI: 10.1007/978-3-662-53018-4_21.
- [DIK06] Christophe Doche, Thomas Icart, and David R. Kohel. “Efficient Scalar Multiplication by Isogeny Decompositions”. In: *PKC 2006*. Ed. by Moti Yung, Yevgeniy Dodis, Aggelos Kiayias, and Tal Malkin. Vol. 3958. LNCS. Springer, Heidelberg, Apr. 2006, pp. 191–206. DOI: 10.1007/11745853_13.
- [FJP14] Luca De Feo, David Jao, and Jérôme Plût. “Towards quantum-resistant cryptosystems from supersingular elliptic curve isogenies”. In: *J. Math. Cryptol.* 8.3 (2014), pp. 209–247. DOI: 10.1515/JMC-2012-0015. URL: <https://doi.org/10.1515/jmc-2012-0015>.
- [GL09] Pierrick Gaudry and David Lubicz. “The arithmetic of characteristic 2 Kummer surfaces and of elliptic Kummer lines”. In: *Finite Fields Their Appl.* 15.2 (2009), pp. 246–260. DOI: 10.1016/J.FFA.2008.12.006. URL: <https://doi.org/10.1016/j.ffa.2008.12.006>.
- [Mon87] Peter L. Montgomery. “Speeding the Pollard and elliptic curve methods of factorization”. English. In: *Mathematics of Computation* 48 (1987), pp. 243–264. ISSN: 0025-5718. DOI: 10.2307/2007888.
- [Mor+22] Tomoki Moriya, Hiroshi Onuki, Yusuke Aikawa, and Tsuyoshi Takagi. *The Generalized Montgomery Coordinate: A New Computational Tool for Isogeny-based Cryptography*. Cryptology ePrint Archive, Report 2022/150. <https://eprint.iacr.org/2022/150>. 2022.
- [Mum66] David Mumford. “On the equations defining abelian varieties. I”. In: *Invent. Math.* 1 (1966), pp. 287–354.
- [Ren18] Joost Renes. “Computing Isogenies Between Montgomery Curves Using the Action of $(0, 0)$ ”. In: *Post-Quantum Cryptography - 9th International Conference, PQCrypto 2018*. Ed. by Tanja Lange and Rainer Steinwandt. Springer, Heidelberg, 2018, pp. 229–247. DOI: 10.1007/978-3-319-79063-3_11.
- [Vél71] Jacques Vélu. “Isogénies entre courbes elliptiques”. In: *Compte Rendu Académie Sciences Paris Série A-B* 273 (1971), A238–A241.

APPENDIX A. MONTGOMERY ARITHMETIC ON A KUMMER LINE

We work on a Kummer line \mathcal{K} associated to a Montgomery curve with constant \mathcal{A} . Arithmetic in Algorithms 4 and 5 was introduced by Montgomery in [Mon87]. They are used in the Montgomery ladder (Algorithm 6).

Algorithm 4: Differential addition in Montgomery xz -coordinates

Input: $[P] = (X_1 : Z_1)$, $[Q] = (X_2 : Z_2)$ and $[P - Q] = (X_0 : Z_0) \neq (1 : 0)$

Output: $[P + Q] = (X : Z)$

```

1 Function DiffAdd( $[P], [Q], [P - Q]$ ):
2    $u \leftarrow (X_1 + Z_1)(X_2 - Z_2)$ ;
3    $v \leftarrow (X_1 - Z_1)(X_2 + Z_2)$ ;
4    $w \leftarrow (u + v)^2$ ;
5    $t \leftarrow (u - v)^2$ ;
6    $X \leftarrow w$ ;
7    $Z \leftarrow \frac{X_0}{Z_0} t$ ;
8   return  $(X : Z)$ ;
```

Algorithm 5: Doubling in Montgomery xz -coordinates

Input: $[P] = (X_1 : Z_1)$

Output: $[2 \cdot P] = (X : Z)$

Data: If \mathcal{A} is the Montgomery curve constant, $d = \frac{\mathcal{A}+2}{4}$

```

1 Function Doubling( $[P]$ ):
2    $u \leftarrow (X_1 + Z_1)^2$ ;
3    $v \leftarrow (X_1 - Z_1)^2$ ;
4    $t \leftarrow u - v$ ;
5    $X \leftarrow uv$ ;
6    $Z \leftarrow t(v + dt)$ ;
7   return  $(X : Z)$ ;
```

APPENDIX B. MORE EXAMPLES OF 2-ISOGENIES: LEGENDRE AND THETA MODELS

In this section, we will look at two other classical Kummer lines models.

B.1. Legendre model. An elliptic curve is said to be in Legendre form if it has full rational 2-torsion and is then put in the following shape:

$$E : By^2 = x(x-1)(x-\gamma), \gamma \in k.$$

In terms of Kummer lines, this is a particular case of Main Example 1. The ramification is as follows:

$$\mathcal{O} = (1 : 0)^* \quad T = (0 : 1) \quad R = (1 : 1) \quad S = (\gamma : 1).$$

We will focus on two isogenies with kernel T .

Algorithm 6: Scalar multiplication with Montgomery ladder

Input: $n = (1, b_{\ell-2}, \dots, b_0)$ an ℓ -bits integer, $[P]$ a point on \mathcal{K}_1
Output: $[n \cdot P]$

```

1 Function MontgomeryLadder( $n, [P]$ ):
2    $[U] \leftarrow [P]$ ;
3    $[V] \leftarrow \text{Doubling}([P])$ ;
4   for  $i \leftarrow \ell - 2$  to 0 do
5     if  $b_i = 0$  then
6        $[V] \leftarrow \text{DiffAdd}([U], [V], [P])$ ;
7        $[U] \leftarrow \text{Doubling}([U])$ ;
8     else if  $b_i = 1$  then
9        $[U] \leftarrow \text{DiffAdd}([U], [V], [P])$ ;
10       $[V] \leftarrow \text{Doubling}([V])$ ;
11    end
12  end
13  return  $[U]$ ;

```

Example B.1 (Montgomery model to Legendre model). *Suppose our initial Kummer line \mathcal{K}_1 is a Montgomery one with the following ramification:*

$$\mathcal{O}_1 = (1 : 0)^* \quad T_1 = (0 : 1) \quad R_1 = (A_1 : B_1) \quad S_1 = (B_1 : A_1).$$

$\frac{A_1}{B_1}$ may not be rational. We also know about the 4-torsion points above T_1 , which are $T'_1 = (1 : 1)$ and $T''_1 = (-1 : 1)$.

We can use the invariants from Section 3.1. Set $f : (X : Z) \mapsto ((X + Z)^2 : (X - Z)^2)$, it is T_1 -invariant and the ramification on the codomain is:

- $f(\mathcal{O}_1) = f(T_1) = (1 : 1)^*$
- $f(R_1) = f(S_1) = ((A_1 + B_1)^2 : (A_1 - B_1)^2)$
- $f(T'_1) = (1 : 0)$
- $f(T''_1) = (0 : 1)$

We notice that this is exactly a Legendre model with $\gamma_2 = \frac{(A_1+B_1)^2}{(A_1-B_1)^2}$ up to translation by a 2-torsion point. We already justified in Main Example 4 that $f(R_1) = f(S_1)$ is rational even if R_1 is not. The ramification of the codomain is:

$$\mathcal{O}_2 = (1 : 0) \quad T_2 = (0 : 1) \quad R_2 = (1 : 1)^* \quad S_2 = (\gamma_2 : 1).$$

The 2-isogeny is then $g = f + R_2$ and can be computed in $2\mathbf{S} + 2\mathbf{a}$, γ_2 can be computed in $2\mathbf{S} + 2\mathbf{a}$.

Another idea is to use invariants $(X + Z)^2$ and XZ . We set $g_0 : (X : Z) \mapsto ((X + Z)^2 : XZ)$, the ramification on the codomain this time is:

- $g_0(\mathcal{O}_1) = f_0(T_1) = (1 : 0)^*$
- $g_0(R_1) = f_0(S_1) = ((A_1 + B_1)^2 : A_1 B_1)$
- $g_0(T'_1) = (4 : 1)$
- $g_0(T''_1) = (0 : 1)$

We have to change the shape of our ramification, we are looking for a homography h such that:

- $h(1 : 0) = (1 : 0)$
- $h(4 : 1) = (1 : 1)$
- $h(0 : 1) = (0 : 1)$

We find that $h(X : Z) = (X : 4Z)$ satisfies these conditions. We then set $g = h \circ g_0$ and:

$$\gamma_2 = h((A_1 + B_1)^2 : A_1 B_1) = \frac{(A_1 + B_1)^2}{4A_1 B_1}.$$

The ramification on the codomain is:

$$\mathcal{O}_2 = (1 : 0)^* \quad T_2 = (0 : 1) \quad R_2 = (1 : 1) \quad S_2 = (\gamma_2 : 1).$$

This can be computed in $2\mathbf{S} + 3\mathbf{a}$ using $4XZ = (X + Z)^2 - (X - Z)^2$, and γ_2 also in $2\mathbf{S} + 3\mathbf{a}$.

Example B.2 (Legendre model to Montgomery model). On the other hand, it is also possible to go from a Legendre model to a Montgomery one via a 2-isogeny. Suppose our initial Kummer line \mathcal{K}_1 is a Legendre one with the following ramification:

$$\mathcal{O}_1 = (1 : 0)^* \quad T_1 = (0 : 1) \quad R_1 = (1 : 1) \quad S_1 = (\gamma_1 : 1).$$

In Main Example 3, we computed the following quadratic forms that are T_1 -invariant:

$$u(X, Z) = X^2 + \gamma_1 Z^2 \quad v(X, Z) = XZ.$$

In Main Example 4, we also computed the 4-torsion above T_1 :

$$T'_1 = (\sqrt{\gamma_1} : 1) \quad T''_1 = (-\sqrt{\gamma_1} : 1).$$

First, set $g_0 : (X : Z) \mapsto (X^2 + \gamma_1 Z^2 : XZ)$, it is T_1 -invariant and the ramification on the codomain is:

- $g_0(\mathcal{O}_1) = f_0(T_1) = (1 : 0)^*$
- $g_0(R_1) = f_0(S_1) = (1 + \gamma_1 : 1)$
- $g_0(T'_1) = (2\sqrt{\gamma_1} : 1)$
- $g_0(T''_1) = (-2\sqrt{\gamma_1} : 1)$

To recover a Montgomery Kummer line, we also need a 4-torsion point. Set $R'_1 = (r : s)$ to be a 4-torsion point above R'_1 . Let σ be an element of the Galois group of our field k . Then either $[\sigma(R'_1)] = [R'_1]$, or $[\sigma(R'_1)] = [R''_1]$ is another 4-torsion point above R_1 because $2\sigma(R'_1) = \sigma(R_1) = R_1$. We can't have $R''_1 = R'_1 + R_1$ because on the Kummer line $[R'_1] = [R'_1 + R_1]$, therefore $R''_1 = R'_1 + T_1 = R'_1 + S_1$ on the Kummer line. Hence, $\sigma(g_0(R'_1)) = g_0(\sigma(R'_1)) = g_0(R'_1 + T_1) = g_0(R'_1)$. In all cases, $g_0(R'_1)$ is invariant by Galois.

The translation by R_1 is given by $\tau_{R_1} : (X : Z) \mapsto (X - \gamma_1 Z : X - Z)$. Because $R'_1 + R_1 = R'_1$, we find using τ_{R_1} that $r^2 + \gamma_1 s^2 = 2rs$. Then $g_0(R'_1) = (2 : 1)$.

To go to a Montgomery model, we want a homography $h : (X : Z) \mapsto (aX + bZ : cX + dZ)$ such that:

- $h(1 : 0) = (1 : 0)$, i.e. $c = 0$.
- $h(1 + \gamma_1 : 1) = (0 : 1)$, i.e. $b = -a(1 + \gamma_1)$.
- $h(2 : 1) = (1 : 1)$, i.e. $d = 2a + b = a(1 - \gamma_1)$.

This yields $h(X : Z) = (X - (1 + \gamma_1)Z : (1 - \gamma_1)Z)$. One can check that:

$$h(2\sqrt{\gamma_1} : 1) = (\sqrt{\gamma_1} - 1 : \sqrt{\gamma_1} + 1) \quad h(-2\sqrt{\gamma_1} : 1) = (\sqrt{\gamma_1} + 1 : \sqrt{\gamma_1} - 1).$$

We end up on the following Montgomery model with the 2-isogeny $g = h \circ g_0$:

$$\mathcal{O}_2 = (1 : 0)^* \quad T_2 = (0 : 1) \quad R_2 = (\sqrt{\gamma_1} - 1 : \sqrt{\gamma_1} + 1) \quad S_2 = (\sqrt{\gamma_1} - 1 : \sqrt{\gamma_1} + 1).$$

B.2. Theta model. In this section we look at another model where the neutral point is not at infinity this time. Let $a, b \in k$ be two constants that will define our ramification:

$$\mathcal{O}_1 = (a : b)^* \quad T_1 = (-a : b) \quad R_1 = (b : a) \quad S_1 = (-b : a).$$

This is called a theta model with theta constants $(a : b)$, we will again focus on 2-isogenies with kernel T_1 .

We first want to compute potential 4-torsion points, we have:

$$\tau_{T_1}(X : Z) \mapsto (-X : Z) \quad \tau_{R_1}(X : Z) \mapsto (Z : X) \quad \tau_{S_1}(X : Z) \mapsto (-Z : X).$$

If $T'_1 = (X : Z)$ is a 4-torsion point above T_1 , we want to solve $T'_1 + T_1 = T'_1$. With a similar approach, these are the 4-torsion points on this model:

- Above T_1 : $T'_1 = (1 : 0)$ and $T''_1 = (0 : 1)$.
- Above R_1 : $R'_1 = (1 : 1)$ and $R''_1 = (-1 : 1)$.
- Above S_1 : $S'_1 = (i : 1)$ and $S''_1 = (-i : 1)$ with $i^2 = -1$.

Aside S'_1 and S''_1 which may not be rational, there are always two rational independent 4-torsion points on this model: T'_1 and R'_1 . This is one more occurrence of a Montgomery model where this time two points of two torsion are required to be of Montgomery type. In the theta model, the ramification is then put in a way to be invariant both by $(X : Z) \rightarrow (Z : X)$ as in the Montgomery model, but also by $(X : Z) \mapsto (-X : Z)$. In particular the full 2-torsion is always rational in the theta model.

The matrix associated to τ_{T_1} is $M = \begin{pmatrix} -1 & 0 \\ 0 & 1 \end{pmatrix}$ and $M^2 = I_2$, so the type is 1 as expected and M acts as:

$$M \cdot X^2 = X^2 \quad M \cdot Z^2 = Z^2 \quad M \cdot XZ = -XZ.$$

Example B.3 (Theta model to Montgomery model). *We will use X^2 and Z^2 as the invariants, set $f : (X : Z) \mapsto (X^2 : Z^2)$. A quick computation yields:*

- $f(\mathcal{O}_1) = f(T_1) = (a^2 : b^2)^*$
- $f(R_1) = f(S_1) = (b^2 : a^2)$
- $f(T'_1) = (1 : 0)$
- $f(T''_1) = (0 : 1)$

We also have $f(R'_1) = (1 : 1)$ and $f(S'_1) = (-1 : 1)$, the 4-torsion above $(1 : 0)$. The ramification is Montgomery shaped up to a translation, the 2-isogeny is then $g = f + R_2$ with:

$$\mathcal{O}_2 = (1 : 0) \quad T_2 = (0 : 1) \quad R_2 = (a^2 : b^2)^* \quad S_2 = (b^2 : a^2).$$

f can be computed in $2\mathbf{S}$, the codomain in $2\mathbf{S}$ too.

This can be used to find doubling formulas on the theta model. If \hat{g} is the dual of g , we have that $\ker \hat{g} = \langle T_2 \rangle$. We use the same invariants as in Theorem 3.4 because we start on a Montgomery model, and we set $\hat{g}_0 : (X : Z) \mapsto ((X + Z)^2 : (X - Z)^2)$. One computes, with $(A^2 : B^2) = (a^2 + b^2 : a^2 - b^2)$:

- $\hat{g}_0(\mathcal{O}_2) = \hat{g}_0(T_2) = (1 : 1)^*$
- $\hat{g}_0(R_2) = \hat{g}_0(S_2) = (A^4 : B^4)$
- $\hat{g}_0(T'_2) = (1 : 0)$
- $\hat{g}_0(T''_2) = (0 : 1)$

Because we want to compute the dual, we are aiming for the following equations:

- $\hat{g}(g(\mathcal{O}_1)) = \mathcal{O}_1$ i.e. $\hat{g}(\mathcal{O}_2) = (a : b)$.
- $\hat{g}(g(S'_1)) = S_1$ i.e. $\hat{g}(T'_2) = (-b : a)$.
- $\hat{g}(g(R'_1)) = R_1$ i.e. $\hat{g}(T''_2) = (b : a)$.
- $\hat{g}(g(T'_1)) = T_1$ i.e. $\hat{g}(R_2) = (-a : b)$.

As usual, we look for a homography h such that $\hat{g} = h \circ \hat{g}_0$. Using the first three equations, we find that:

$$h : (X : Z) \mapsto (b(B^2X + A^2Z) : a(-B^2X + A^2Z)).$$

We finally check that indeed $h(A^4 : B^4) = (-a : b)$, and therefore we have $\hat{g} = h \circ \hat{g}_0$. Because $\hat{g}(g(P)) = 2 \cdot P$ and $\hat{g}(R_2) = T_1$, we can then compute $2 \cdot P + T_1 = \hat{g} \circ f(P)$ in $4\mathbf{S} + 2\mathbf{m}_0 + 2\mathbf{a}$, which is essentially $2 \cdot P$ because $\tau_{T_1}(X : Z) = (-X : Z)$.

Example B.4 (Theta model to theta model). We recall the theta model here:

$$\mathcal{O}_1 = (a : b)^* \quad T_1 = (-a : b) \quad R_1 = (b : a) \quad S_1 = (-b : a).$$

Assume in this example that we have a 8-torsion point $\widetilde{T}_1 = (r : s)$ above T_1' . Using invariants X^2 and Z^2 , we set $g_0(X : Z) = (X^2 + Z^2 : X^2 - Z^2)$ and once again $(A^2 : B^2) = (a^2 + b^2 : a^2 - b^2)$. One computes:

- $g_0(\mathcal{O}_1) = g_0(T_1) = (A^2 : B^2)^*$
- $g_0(R_1) = g_0(S_1) = (-A^2 : B^2)$
- $g_0(T_1') = (1 : 1)$
- $g_0(T_1'') = (-1 : 1)$

The 4-torsion is $g_0(\widetilde{T}_1) = (r^2 + s^2 : r^2 - s^2) := (u : v)$, $g_0(R_1') = (1 : 0)$ and $g_0(S_1') = (0 : 1)$.

By setting $h : (X : Z) \mapsto (BX : AZ)$, the ramification is put in the correct shape. It remains to check is that $(A : B)$ is indeed rational in this context. To do so, we will look at the 4-torsion on the intermediate model, set:

$$\mathcal{O}_0 = (A^2 : B^2)^* \quad T_0 = (-A^2 : B^2) \quad R_0 = (1 : 1) \quad S_0 = (-1 : 1).$$

We then have $T_0' = (1 : 0)$ and $T_0'' = (0 : 1)$ and $R_0' = (u : v)$ by the 2-isogeny. On this model, the translation by R_0 is $\tau_{R_0} : (X : Z) \mapsto (A^2Z : B^2X)$. The 4-torsion verifies $R_0' + R_0 = R_0'$, therefore:

$$(A^2v : B^2u) = (u : v) \iff \frac{u}{v} = \pm \frac{A}{B}.$$

Hence $(A : B)$ is rational, so is h and $g = h \circ g_0$ which gives the following theta model:

$$\mathcal{O}_2 = (A : B)^* \quad T_2 = (-A : B) \quad R_2 = (B : A) \quad S_2 = (-B : A).$$

The 4-torsion is $T_2' = g(R_1') = (1 : 0)$, $T_2'' = g(S_1') = (0 : 1)$ and $R_2' = g(\widetilde{T}_1) = (1 : 1)$ when we choose $(A : B) = (u : v)$.

We recover the usual duplication formula on theta coordinates. Since the codomain is in the theta model, we can also easily compute the dual isogeny by swapping $(a : b)$ and $(A : B)$ in the formulas, and recover the doubling formulas from [GL09].

APPENDIX C. COMPUTING 2^n -ISOGENIES BETWEEN MONTGOMERY MODELS

As explained in Section 2, 2^n -isogenies can be computed via chaining 2-isogenies. Starting with a point P_0 of 2^n -torsion on an elliptic curve E_0 , one can reduce its order by:

- Either computing $2 \cdot P_0$, in which case we stay on the curve E_0 .
- Or computing the image of P_0 via the 2-isogeny of kernel $2^{n-1} \cdot P_0$, in which case we end up on some curve E_1

We then have two important operations: doubling and image by a 2-isogeny. One thing to keep in mind is that we have to do operations in the correct order, it is not possible to compute an image without the kernel, and it is not possible to compute a doubling without the curve constant.

As a first step, one always need to compute every $2^i \cdot P_0$. Then a naive approach would be to compute the 2-isogeny with kernel $2^{n-1} \cdot P_0$, compute every image, and repeat this process on

the new curve. One could also only compute the image of P_0 , compute every doubling of the new point P_1 on the new curve and repeat the process. It is convenient to represent such strategies as trees, like in Fig. 1. The leaves are 2-torsion points on the corresponding curve.

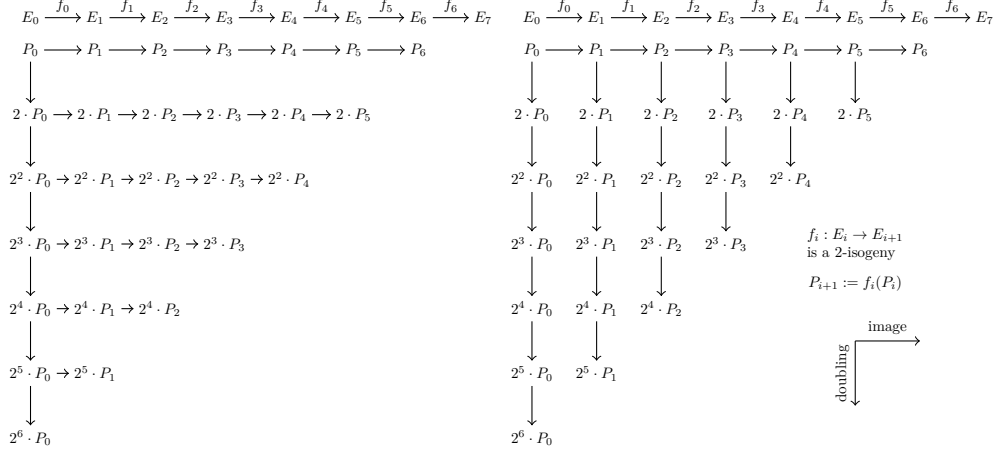


FIGURE 1. 2^7 -isogeny $f = f_6 \circ \dots \circ f_0$ with kernel P_0 — naive approaches

This is obviously not optimal however, too many useless points are computed, and we end up with $O(n^2)$ operations for a 2^n -isogeny. In their paper [FJP14, § 4.2.2], De Feo, Jao and Plut explain how to find optimal strategies, taking into account the relative cost of a doubling compared to an image. An example is given in Fig. 2, where using a binary tree gives a $O(n \log n)$ operations for a 2^n -isogeny.

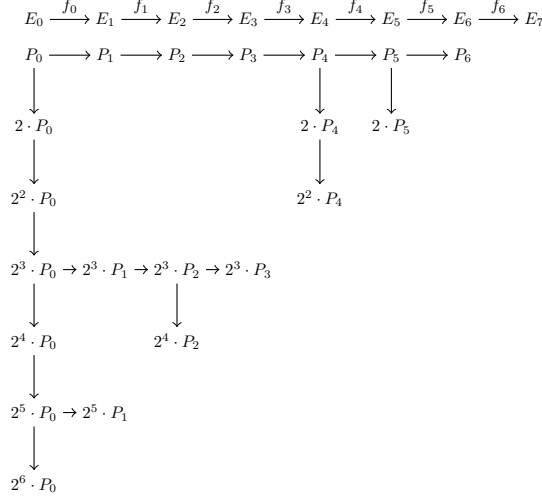


FIGURE 2. 2^7 -isogeny $f = f_6 \circ \dots \circ f_0$ with kernel P_0 — optimized approach

In this section, we focus on 2^n -isogenies where the intermediate Kummer lines are given by Montgomery models. We will denote them as \mathcal{K}_i with $i \geq 0$, so \mathcal{K}_0 is the initial Kummer line, and the ramification will be denoted as follows:

$$\mathcal{O}_i = (1 : 0)^* \quad T_i = (0 : 1) \quad R_i = (A_i : B_i) \quad S_i = (B_i : A_i) = R_i + T_i$$

As shown in Section 3, the point $R_i = (A_i : B_i)$ can be used for the translated doubling formula on \mathcal{K}_i . It can also be used to recover the curve constant for standard doubling, it is always rational, even if R_i and S_i are not:

$$d_i = \frac{(A_i - B_i)^2}{(A_i - B_i)^2 - (A_i + B_i)^2}$$

We also denoted earlier $(a'_i : b'_i)$ the 4-torsion point above R_i and $(a_i : b_i) = (a'_i + b'_i : a'_i - b'_i)$.

We will focus on the case where P_0 is above the 2-torsion point R_0 , as we want to compare it to Renes formulas provided in [Ren18, Prop. 4.2], and for simplicity we neglect the cost of the additions. We recall from Section 3 that for the isogeny with kernel R_i , the translated by $f_i(R'_i) = R_{i+1} = (a_i'^2 : b_i'^2)$ isogeny formula $\mathcal{K}_i \rightarrow \mathcal{K}_{i+1}$ is then given by $(X : Z) \mapsto ((b_i(X + Z) + a_i(X - Z))^2 : (b_i(X + Z) - a_i(X - Z))^2)$. The codomain \mathcal{K}_{i+1} is represented by R_{i+1} and can be computed in $2\mathbf{S}$, and the translated image costs $2\mathbf{M} + 2\mathbf{S}$.

Since $R_{i+1} = f_i(R'_i)$ is the kernel of the next isogeny f_{i+1} , computing translated images by R_{i+1} does not matter, except at the very last step where we can use the standard non translated formulas instead. Thus, similarly to what was done in Section 4, we can build an hybrid algorithm which combines Montgomery doubling (standard or translated by R_i) and our translated image formula.

Remark C.1. *As we can see, our image formula only involves the 4-torsion point R'_i above R_i (we can also recover from it the constant d_i), so the leaves in our strategy tree will be the 4-torsion points instead of the 2-torsion ones. This also implies that if we want to compute a 2^n -isogeny, we have to assume we are given a 2^{n+1} -torsion point, or we do the last step with Renes formulas which doesn't have this constraint.*

What matters now is to compare the standard costs operations from [Ren18, Prop. 4.2] with the ones provided in Section 3, this is done in Table 3. Unlike in Section 4, after the first 2-isogeny, we don't have control on curve constants any more, so \mathbf{m}_0 must be counted as two generic multiplications because of the numerator and the denominator.

Operation	Doubling		Image	
	[Mon87]	Proposition 3.5	[Ren18]	Theorem 3.7
Cost	$2\mathbf{M} + 2\mathbf{S} + 1\mathbf{m}_0$	$4\mathbf{S} + 2\mathbf{m}_0$	$2\mathbf{M} + 1\mathbf{m}_0$	$2\mathbf{S} + 1\mathbf{m}_0$
Cost ($\mathbf{m}_0 = 2\mathbf{M}$)	$4\mathbf{M} + 2\mathbf{S}$	$4\mathbf{M} + 4\mathbf{S}$	$4\mathbf{M}$	$2\mathbf{M} + 2\mathbf{S}$
Constants used	d_i	$(A_i : B_i), (A_{i+1} : B_{i+1})$	$(A_i : B_i)$	$(a_i : b_i)$

TABLE 3. Comparison of operations on Kummer lines to compute 2^n -isogenies

We see that our formulas for images should be faster than Renes one. The cost of the codomain is more tricky: Renes formulas directly gives d_{i+1} in $2\mathbf{S}$. Our formulas give R_{i+1} in $2\mathbf{S}$; but from R_{i+1} we can only use our translated doubling formulas, which are in this context more expensive than the standard doubling formulas. Thus we need to compute d_{i+1} from R_{i+1} which costs $2\mathbf{S}$ by the formula

$$d_{i+1} = \frac{(a_i'^2 - b_i'^2)^2}{(a_i'^2 - b_i'^2)^2 - (a_i'^2 + b_i'^2)^2},$$

for a total codomain cost of $4\mathbf{S}$.

Asymptotically, since there are exactly n codomains to compute, they are negligible compared to images and doublings which are in $O(n \log n)$. An implementation to compute a 2^n -isogeny

using this hybrid method with SIKEp434 parameters is available in the same GitLab repository and shows that we do end on the same curve as the one with Renes' formulas. For these parameters, our implementation shows that our hybrid method is slower, because the n considered is not large enough that the faster images compensate the slower codomains.

Another reason why this would not be viable anyway is that there exists efficient 4-isogeny formulas [CH17, § A], which saves half of the steps while having competitive costs for multiplication by 4 and images, hence are much faster. Indeed the 4-isogeny codomain costs $4\mathbf{S}$ (computing d_{i+2} from d_i and R'_i), and a 4-isogeny image costs $6\mathbf{M} + 2\mathbf{S}$. We remark that this is the same cost as combining our translated 2-isogeny image with the standard 2-isogeny image. In particular, by composing our translated 2-isogeny image twice, there is also a translated (by a point of 2-torsion) 4-isogeny image in only $4\mathbf{M} + 4\mathbf{S}$. However, to be able to use these translated images, our codomain formula would be slower.

Only in some hypothetical context where we would need to compute a lot of images, assuming we already know the codomains, then the hybrid approach would be faster.

APPENDIX D. CORRECTNESS OF THE HYBRID LADDER

Fig. 3 shows two steps of Algorithm 3 and explains why we are cycling between 1 and 2 translated points. We want to compute $n \cdot P$, with n an ℓ -bits integer, its bits are denoted b_i . Set also $Q = P + R$ where R is the extra 2-torsion point and assume the input is $U_0 = m \cdot P$ and $V_0 = (m + 1) \cdot P + R$, this corresponds to the initialization of our algorithm. According to Fig. 3, the correction to the end result is as follows:

- If we have an odd number of steps, i.e. ℓ is even, we get $U = n \cdot P + R$, so we always need to correct U .
- On the other hand, if ℓ is odd, we get $V = n \cdot P + R$ if and only if the last bit is 0, otherwise we have $U = n \cdot P$.

APPENDIX E. ODD DEGREE ISOGENIES ON KUMMER LINES

In this section, we extend the work of [Ren18] to build isogenies of odd degrees on any model of a Kummer line.

Let E be an elliptic curve, and K be a cyclic kernel of odd degree ℓ , and $f : E \rightarrow E'$ the corresponding isogeny. To build a model of the Kummer line associated to $E' = E/K$, we need to build sections of $2(\mathcal{O}_{E'})$, hence invariant sections of $f^*(2(\mathcal{O}_{E'})) = \sum_{T \in K} 2(T)$ on E .

If s is an invariant section, its associated divisor $\text{div } s$ is invariant. The converse is not true, there is an obstruction coming from the Weil-Cartier pairing.

Lemma E.1. *Let $D = \sum_i a_i \sum_{T \in K} (P_i + T) = \text{div } s_D$ a principal divisor and $P_0 := \sum a_i P_i$. Then s_D is invariant by translation if and only if $P_0 \in K$.*

Proof. Since $\text{div } s_D$ is invariant by K , if $T \in K$, the function $s_D(P + T)$ has the same divisor as s_D , hence differ by a constant. By definition of the Weil-Cartier pairing e_f , this constant is precisely equal to $e_f(T, f(P_0))$. So s_D is invariant by K if and only if $P_0 \in E[\ell]$ is orthogonal to K , if and only if $P_0 \in K$, if and only if $f(P_0) = \mathcal{O}_{E'}$.

Another equivalent proof is to remark that s_D is invariant by translation if and only if D descends to a divisor $D' = \sum_i a_i \sum_{T \in K} f(P_i)$ on E' which is linearly equivalent to 0, which is the case if and only if $P_0 \in K$. \square

Example E.2. *Take $Q_1, Q_2 \in E(k)$, $s_D = \prod_{T \in K} \frac{x - x(Q_1 + T)}{x - x(Q_2 + T)}$ (we use the convention that $x - x(\mathcal{O}_E) := 1$). Its associated divisor is*

$$D = \sum_{T \in K} ((Q_1 + T) + (-Q_1 + T) - (Q_2 + T) - (-Q_2 + T)).$$

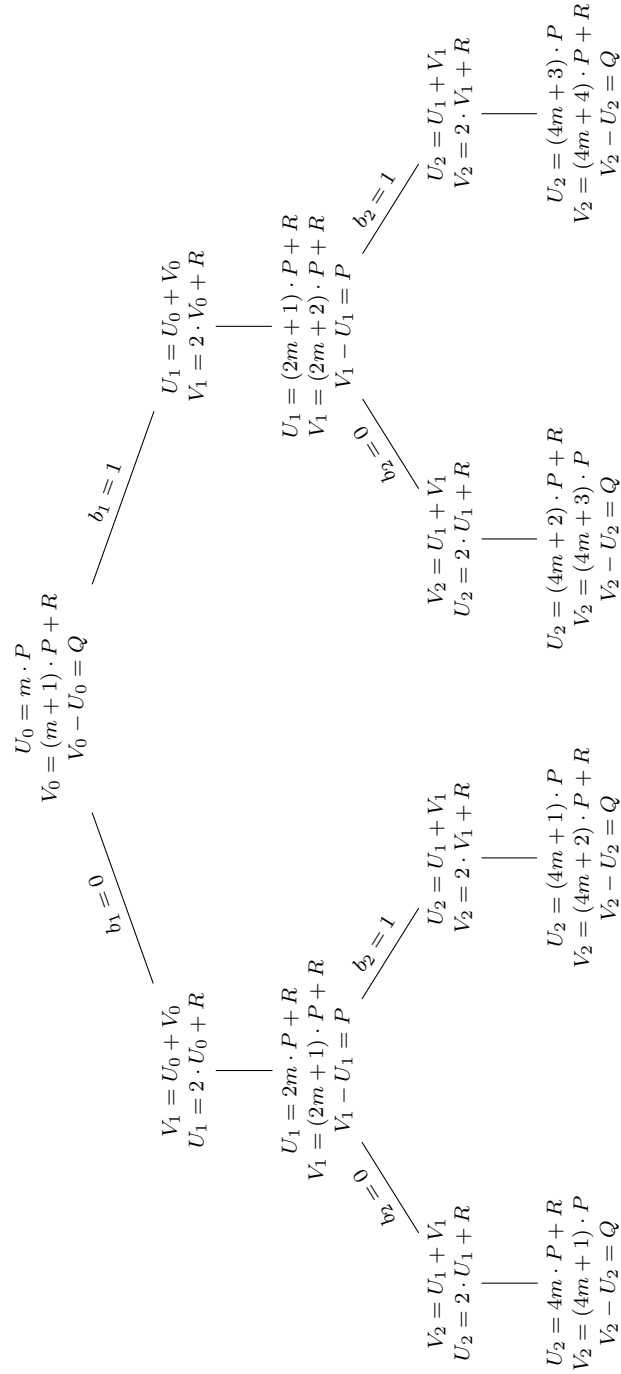


FIGURE 3. Two steps of scalar multiplication based on hybrid ladder

Then s_D is invariant by translation and descends to $\frac{x-f(Q_1)}{x-f(Q_2)}$ on E/K , x a Weierstrass coordinate. When $Q_2 = \mathcal{O}_E$, we recover a formula from [CH17; Ren18].

As illustrated by Example E.2, we can use Lemma E.1 to construct divisors associated to an invariant section. From such a divisor we can use Miller's algorithm to construct the associated section s . Since the isogeny is of odd degree, it preserves the 2-torsion, so by evaluating s on the ramification point of the Kummer model of E we can efficiently recover the Kummer model of E' given by s .

UNIV. BORDEAUX, CNRS, INRIA, BORDEAUX INP, IMB, UMR 5251, INRIA CANARI TEAM, F-33400
TALENCE, FRANCE

Email address: `damien.robert@inria.fr`

URL: `http://www.normalesup.org/~robert/pro`

Email address: `nicolas.sarkis@math.u-bordeaux.fr`

URL: `https://nsarkis.pages.math.cnrs.fr/webpage/index.html`