

## ***Biochar production and applications in sub-Saharan Africa: Opportunities, constraints, risks and uncertainties***

The Faculty of Oregon State University has made this article openly available.  
Please share how this access benefits you. Your story matters.

<b>Citation</b>	Gwenzi, W., Chaukura, N., Mukome, F. N. D., Machado, S., & Nyamasoka, B. (2015). Biochar production and applications in sub-Saharan Africa: Opportunities, constraints, risks and uncertainties. <i>Journal of Environmental Management</i> , 150, 250-261. doi:10.1016/j.jenvman.2014.11.027
<b>DOI</b>	10.1016/j.jenvman.2014.11.027
<b>Publisher</b>	Elsevier
<b>Version</b>	Accepted Manuscript
<b>Terms of Use</b>	<a href="http://cdss.library.oregonstate.edu/sa-termsofuse">http://cdss.library.oregonstate.edu/sa-termsofuse</a>

Elsevier Editorial System(tm) for Journal of Environmental Management  
Manuscript Draft

Manuscript Number: JEMA-D-14-01197R2

Title: Biochar production and applications in Sub-Saharan Africa: opportunities, constraints, risks and uncertainties

Article Type: Review Article

Keywords: Biochar; carbon sequestration; climate change; crop productivity; energy provision; pyrolysis; smallholder agroecosystems; Zimbabwe

Corresponding Author: Dr. Willis Gwenzi, PhD, MSc, B.SC (Hons), Pg.Ce, Pg.Ce

Corresponding Author's Institution: University of Zimbabwe

First Author: Willis Gwenzi, PhD, MSc, B.SC (Hons), Pg.Ce, Pg.Ce

Order of Authors: Willis Gwenzi, PhD, MSc, B.SC (Hons), Pg.Ce, Pg.Ce; Nhamo Chaukura, PhD, MSc, MA, BSc; Fungai N D Mukome, PhD, MSc, BSc (Hons); Stephen Machado, PhD, MSc, BSc (Hons); Blessing Nyamasoka, BSc (Hons)



1 case study. Specific objectives were to; (1) identify and quantify feedstocks for biochar  
2 production; (2) review literature on the biochar properties, and evaluate its potential  
3 applications in agriculture, environmental remediation and energy provision, and (3) identify  
4 research gaps, risks and constraints associated with biochar technology. Biochar feedstocks in  
5 Zimbabwe were estimated to be 9.9 Mt yr<sup>-1</sup>, predominantly derived from manure (88%) and  
6 firewood (10%). This will yield 3.5, 1.7 and 3.1 Mt yr<sup>-1</sup> of biochar, bio-oil and synthetic gas,  
7 respectively. Land application of the 3.5 Mt yr<sup>-1</sup> of biochar (≈ 63% C) would sequester  
8 approximately 2.2 Mt yr<sup>-1</sup> of soil carbon in Zimbabwe alone, while simultaneously  
9 minimizing the environmental and public health risks, and greenhouse gas emissions  
10 associated with solid organic wastes. Biochar potentially enhances soil and crop productivity  
11 through enhanced nutrient and soil moisture availability, amelioration of acidic soils and  
12 stimulation of microbial diversity and activity. Due to its excellent adsorption properties,  
13 biochar has potential applications in industrial and environmental applications including  
14 water and wastewater treatment, remediation and revegetation of contaminated soils and  
15 water. Biochar products have energy values comparable or higher than those of traditional  
16 biomass fuels; thereby making them ideal alternative sources of energy especially for poor  
17 households without access to electricity. Before the benefits of biochar can be realised in  
18 SSA, there is need to overcome multiple risks and constraints such as lack of finance, socio-  
19 economic constraints including negative perceptions and attitudes among both researchers  
20 and consumers, and environmental and public health risks. Therefore, there is need to  
21 conduct fundamental research to demonstrate the benefits of biochar applications, and  
22 develop policy framework and criteria for its production and subsequent adoption.  
23  
24  
25  
26  
27  
28  
29  
30  
31  
32  
33  
34  
35  
36  
37  
38  
39  
40  
41  
42  
43  
44  
45  
46  
47  
48  
49  
50  
51  
52  
53  
54  
55

56 **Keywords:** Biochar, carbon sequestration, climate change, crop productivity, energy  
57 provision, pyrolysis, smallholder agroecosystems, Zimbabwe  
58  
59  
60  
61  
62  
63  
64  
65

## 1. Introduction

Biochar, a carbonized solid by-product of bioenergy production through high-temperature pyrolysis or degasification of organic material under low oxygen conditions, has garnered research attention in recent years (Lehmann et al., 2006; van Zwiiten, et al., 2010). However, most of the research on biochar production and its applications has been conducted in the USA, Australia, South America, China and Europe. In these regions, the potential role of biochar in improving soil fertility, soil water-holding capacity and crop yields, while sequestering carbon and reducing greenhouse gas emissions is well-documented (Sohi et al., 2009; Verheijen et al., 2010). Literature on the agronomic impacts of biochar show enhanced soil fertility and crop productivity, especially where biochar was combined with fertilizers (Kimetu et al., 2008; Lehmann et al., 2002). Enhancing nutrient uptake and use efficiency is particularly important in SSA where most farmers cannot afford chemical fertilizers. On the contrary, neutral or negative plant growth responses have been observed on soils amended with sole biochar (Blackwell et al., 2009; Gaskin et al., 2010). For example, biochar application at 5 and 15 t ha<sup>-1</sup> reduced soyabean yields by 37% and 71%, respectively (Kishimoto and Sugiura, 1985). In Pennsylvania, Mikan and Abrams (1995) observed that tree density and basal area were reduced by 40% in 100-year-old charcoal hearth areas compared to non-hearth areas. The reduced growth and yield could be attributed to microbial immobilization of nutrients associated with the high C: N ratio especially during the initial phases of biochar amendment. Other studies have demonstrated that fresh biochar amendments do not consistently improve soil conditions, and may cause phytotoxicity (Bernardo et al., 2011; Chan and Xu, 2009). Benefits from biochar amendments are expected to show readily in inherently infertile soils with low organic carbon. The occurrence of surrounding oxisols to the anthropogenic terra preta soils in the Amazon region is one key

1 example (Lehmann et al., 2003). Soils in smallholder cropping systems in sub-Saharan Africa  
2 (SSA) are inherently poor, characterised by low pH, low inherent soil fertility and organic  
3 matter and low water holding capacity (Nyamapfene, 1991) and thus could benefit greatly  
4 from biochar application.  
5  
6  
7

8  
9  
10 Research on biochar use in Africa is still in its infancy (Torres, 2011; Torres-Rojas et  
11 al., 2011). Although some of the studies have been ongoing for several years, evidence on  
12 beneficial effects of biochar amendments is still inconclusive. A review by Glaser et al.  
13 (2001) of studies on charcoal conducted in the 1980s and 1990s showed marked  
14 improvements in soil quality and crop productivity at low charcoal additions ( $0.5 \text{ t ha}^{-1}$ ).  
15 Higher rates inhibited crop productivity. In a field study conducted on degraded light (11-  
16 14% clay) and heavier (45-49% clay) textured ultisol soil, addition of wood biochar ( $6 \text{ t C ha}^{-1}$ )  
17 derived from *Eucalyptus saligna* more than doubled maize yields in West Kenya (Kimetu  
18 et al., 2008). On a similar Ultisol soil in Kenya, Torres (2011) showed that pyrolysis of  
19 nutrient-rich feedstocks had no significant effects on crop growth but the opposite was true  
20 for nutrient-poor feedstocks such as maize cobs. Several reviews on biochar have been  
21 conducted in Australia (Sohi et al., 2009), Europe (Verheijen et al., 2009), India (Singh and  
22 Gu, 2010) and elsewhere (Glaser et al., 2002; Woolf et al., 2007). In comparison, there is a  
23 dearth of similar comprehensive studies documenting the potential opportunities and  
24 constraints of biochar production and applications in Africa, particularly SSA. SSA is  
25 plagued by a myriad of issues including food insecurity, malnutrition, land degradation,  
26 poverty, HIV-AIDS, high population growth, insufficient energy and water, poor sanitation  
27 and impacts of climate change (Giller et al., 2009; Rockström, 2003). Consequently, studies  
28 (Rockström et al., 2009) suggested that, due to these inter-related developmental challenges,  
29 achieving the Millennium Development Goals (MDGs) in the region is doubtful. The current  
30 review applies a conceptual framework analysis and critical review of existing global  
31  
32  
33  
34  
35  
36  
37  
38  
39  
40  
41  
42  
43  
44  
45  
46  
47  
48  
49  
50  
51  
52  
53  
54  
55  
56  
57  
58  
59  
60  
61  
62  
63  
64  
65

1 scientific literature to explore the broad research question; *Is biochar the panacea for some of*  
2 *Sub-Saharan Africa's developmental challenges?*  
3

4  
5 In this paper, we explore the potential benefits of biochar and its co-products in SSA.  
6  
7 However, we contend that several constraints, risks, and knowledge gaps pertaining to  
8  
9 biochar production and its use in SSA still exist. The specific objectives of this paper are; (1)  
10  
11 identify and quantify feedstocks for biochar production; (2) review literature on the biochar  
12  
13 properties, and evaluate its potential applications in agriculture, environmental remediation  
14  
15 and energy provision, and (3) identify research gaps, risks and constraints associated with  
16  
17 biochar technology.  
18  
19  
20  
21  
22  
23

## 24 **2. The case for biochar in sub-Saharan Africa**

25  
26  
27  
28  
29 Rapid population growth and the increasing demand for food and energy have  
30  
31 contributed to land degradation in SSA (Dreschel et al., 2001; Rockström et al., 2009). These  
32  
33 self-reinforcing interactions or feedbacks of population growth, land degradation and food  
34  
35 security create a vicious cycle of poverty among smallholder farmers in SSA. Calls to address  
36  
37 the situation advocate for a green revolution in SSA, involving at least a doubling of crop  
38  
39 yields over the coming decades (Rockström et al., 2009). Previous and current efforts have  
40  
41 focused on improving soil fertility through use of fertilizers, and improving soil moisture  
42  
43 availability through water harvesting systems (Rockström et al., 2009). To date, missing in  
44  
45 the discourse to improve food security, livelihoods, energy production, water conservation  
46  
47 and sanitation and climate change mitigation in SSA is a biochar technology.  
48  
49  
50  
51  
52

53  
54 Smallholder crop production in SSA is practised predominantly on infertile sandy soils  
55  
56 derived from granitic parent material. These soils have poor water holding capacity and low  
57  
58 and declining soil fertility and are naturally acidic (pH < 4.3) (Nyamapfene, 1991).  
59  
60  
61  
62  
63  
64  
65

1  
2  
3  
4  
5  
6  
7  
8  
9  
10  
11  
12  
13  
14  
15  
16  
17  
18  
19  
20  
21  
22  
23  
24  
25  
26  
27  
28  
29  
30  
31  
32  
33  
34  
35  
36  
37  
38  
39  
40  
41  
42  
43  
44  
45  
46  
47  
48  
49  
50  
51  
52  
53  
54  
55  
56  
57  
58  
59  
60  
61  
62  
63  
64  
65

Consequently, crop yields are very low, averaging about 1 t ha<sup>-1</sup> for most grain crops (Rockström et al., 2003). Land degradation as a result of soil erosion, deforestation, acidification, soil organic carbon depletion, desertification and environmental pollution is prevalent in SSA. Smallholder farmers lack access to electricity, and hence rely on biomass for cooking and heating. Combustion of biomass in traditional stoves poses significant health and environmental risks particularly to women and children. The use of biomass for energy provision deprives the soil of organic carbon required for maintaining soil productivity. These challenges create an ideal setting to develop and evaluate biochar. Coupling biochar production for use as a soil conditioner to energy provision for cooking and heating represents one option to complement current efforts to enhance food and livelihoods security, and environmental quality in SSA. Fig. 2 presents an overview of the potential feedstock for biochar production, pyrolysis methods, potential applications and impacts of biochar in SSA. Also evident in Fig. 2 are some of inconsistent impacts and knowledge gaps on biochar in SSA.

### 2.1. Biochar feedstocks

The choice of feedstock biomass for biochar production depends on local availability of material and cost of acquisition including haulage costs. Feedstocks in Zimbabwe and other countries in SSA include crop residues, manure, wood wastes from forestry, wastes from agro-processing industries, aquatic weeds and municipal solid wastes and sewage sludge. Major feedstocks and their estimated quantities are listed in Table SM1 in Supplementary Material. Here, we highlight specific examples of the different feedstocks and provide some estimates of the quantities available.

Natural vegetation in SSA is predominantly savannah woodlands and grasslands. Compared to arid and semi-arid regions, savannah vegetation exhibits rapid growth due to a



1 wetter tropical climate. These materials and their by-products are potential feedstocks for  
2 biochar production. While the harvesting of such biomass for biochar production may be  
3 considered unsustainable, frequent fires experienced in the savannah imply that most of this  
4 biomass act as fuel load. The burning of such biomass releases substantial quantities of  
5 greenhouse gases causing climate change. Although the total amount of biomass and annual  
6 productivity is difficult to estimate, the amount available is substantial. This biomass is a key  
7 source of energy for household heating and cooking. Pyrolytic cookstoves produced about 0.5  
8 t of biochar per household per year (Torres, 2011). Based on a rural population of 8 million in  
9 Zimbabwe (FAOSTAT, 2013) and an average of eight people per household (Torres, 2011),  
10 pyrolytic cookstoves have the capacity to produce approximately 500 000 t of biochar per  
11 year.  
12  
13  
14  
15  
16  
17  
18  
19  
20  
21  
22  
23  
24  
25  
26

27 The Zimbabwean economy is dominated by agriculture specifically crop production,  
28 forestry and livestock production. Annually, Zimbabwe produces approximately 1.6 million  
29 tons of cereals, 0.7 million tons of oil seeds, 0.3 million tons of root and tuber crops and 0.3  
30 million tons of citrus and other fruits (FAOSTAT, 2013). Besides crop production,  
31 Zimbabwe also has a thriving forestry industry, producing more than 1.3 million m<sup>3</sup> per year  
32 of roundwood and other forestry products (FAO Yearbook, 2012; FAOSTAT, 2012). Farm-  
33 level primary processing and secondary agro-processing of these crops generate substantial  
34 amounts of wastes. Data from sawmills indicate that 44% of wastes were generated per every  
35 tonne of roundwood milled. Based on a conservative product to waste ratio of 50%, crop  
36 residues (e.g. husks, cobs) and agro-processing solid wastes constitute substantial quantities  
37 of feedstocks for biochar production. If not used for biochar production, the disposal of such  
38 wastes poses significant public health and environmental risks.  
39  
40  
41  
42  
43  
44  
45  
46  
47  
48  
49  
50  
51  
52  
53  
54  
55

56 Manure is another potential feedstock for biochar production (Lehmann et al., 2012).  
57 In this regard, biochar from cattle and poultry manure has been widely studied as a soil  
58  
59  
60  
61  
62  
63  
64  
65

1 conditioner (Chan et al., 2008; Steiner et al., 2007). In 2010, Zimbabwe had 5 million head of  
2 cattle and 3 million head of goats and sheep and 33 million heads of poultry estimated from  
3 the commercial sector. Daily manure production rates are estimated to be about 30 – 55 kg  
4 per head for cattle, 10-35 kg per head for goats, sheep and pigs and 0.1 kg per head for  
5 poultry with dry matter content of 13-15% (Brandjies et al., 1986). This yields dry matter  
6 manure production of 3.9, 1.3 and 0.013 kg per head per day for cattle, goats and chickens,  
7 corresponding to approximately 1424, 475 and 5 kg per year, respectively. This will give an  
8 estimated 8 697 585 t yr<sup>-1</sup> dry matter.  
9

10  
11  
12  
13  
14  
15  
16  
17  
18  
19 Most cities in Zimbabwe and other countries in SSA have centralized systems for  
20 wastewater treatment and municipal solid waste management. These cities often have high  
21 population densities, and solid waste disposal is a major environmental problem. According  
22 to FAOSTAT (2012), the current estimated urban population is 5.3 million and accounts for  
23 about 40% of the national population. About 97% of this total urban population have access  
24 to water and wastewater and refuse collection system services, while the remainder are in  
25 informal settlements with no such services (Thebe and Mangore, 2012). On this basis, about  
26 588 000 m<sup>3</sup> of wastewater is generated daily by the urban population. Using a 30 kg sludge  
27 per capita per day (UN-Habitat, 2008), and the assumed 97% of the total urban population  
28 connected to the sewer system, total annual sludge production was estimated to be 0.15 Mt  
29 yr<sup>-1</sup>. Similarly, assuming a municipal solid waste generation of 4 kg per person per day, we  
30 can also estimate the total amount of municipal solid waste (MSW) generated in each of the  
31 major cities and the total. In Ghana, Duku et al. (2010) estimated that organic wastes  
32 constitute about 68% of the municipal solid waste. Using this value and population data, the  
33 total amount of biochar feedstock from MSW was estimated.  
34  
35  
36  
37  
38  
39  
40  
41  
42  
43  
44  
45  
46  
47  
48  
49  
50  
51  
52  
53  
54

55 Using sludge as a feedstock will restrict build-up of stockpiles of sludge and  
56 associated environment pollution, while simultaneously providing other benefits.  
57  
58  
59  
60  
61  
62  
63  
64  
65

1 Environmental and public health risks associated with poor sludge and wastewater disposal  
2 are well documented in Zimbabwe. These include eutrophication of surface water bodies, and  
3  
4 contamination of groundwater and soils (Gwenzi and Munondo, 2008). For example, severe  
5  
6 eutrophication of Lake Chivero, a lake that supplies water to the capital city Harare caused by  
7  
8 N and P inflows from wastewater and sludge promote excessive growth of aquatic weeds  
9  
10 such as water hyacinth and algae.  
11  
12

13  
14 In summary, Zimbabwe produces approximately 9.9 Mt yr<sup>-1</sup> of biochar feedstock per  
15  
16 year, 98% of it in the form of manure (8.7 Mt yr<sup>-1</sup>) and firewood (1.0 Mt yr<sup>-1</sup>). Using  
17  
18 pyrolytic cookstoves (for firewood) and slow pyrolysis reactors will potentially produce  
19  
20 approximately 3.5 Mt of biochar, 3.1 Mt of syngas and 1.7 Mt of bio-oil annually. These  
21  
22 estimates are conservative because they exclude other potential biochar feedstocks in  
23  
24 Zimbabwe such as algae and water hyacinth, wastes from sugarcane, grasses, and faecal  
25  
26 matter and domestic solid wastes from rural areas and informal settlements. Although the  
27  
28 total biomass in eutrophic water bodies in Zimbabwe is yet to be quantified, they constitute  
29  
30 potential feedstocks for biochar production. Preliminary laboratory studies using biochar  
31  
32 derived from water hyacinth as an adsorbent indicate that the biochar removed about 90% of  
33  
34 heavy metals in aqueous solution (Gwenzi et al., 2014). Therefore, the development of  
35  
36 biochar from aquatic weeds, and its subsequent applications in agriculture and industrial  
37  
38 processes is a beneficial and environmental friendly and innovative method for controlling  
39  
40 the aquatic weeds. It is noteworthy that most of these biochar feedstocks have high water  
41  
42 content. Several methods to reduce the water content including deep drying have been  
43  
44 investigated (e.g. Westerhof et al., 2007), but may increase energy requirements and  
45  
46 consequently greenhouse gas emissions (Sohi et al., 2008).  
47  
48  
49  
50  
51  
52  
53  
54  
55  
56  
57  
58  
59  
60  
61  
62  
63  
64  
65

## 2.2. *Appropriate biochar production systems in sub-Saharan Africa*

Thermochemical conversion of biomass into biochar, bio-oils and synthetic gas can be achieved through pyrolysis, carbonization and gasification (Brown, 2009; Singh et al., 2010). Based on reactor temperature, pyrolysis can be broadly classified into gasification ( $>800^{\circ}\text{C}$ ), slow ( $450\text{-}650^{\circ}\text{C}$ ) and fast ( $\sim 500^{\circ}\text{C}$ ) (Brown, 2009; Sohi et al., 2009). To optimize the production of biochar relative to other pyrolysis products, slow pyrolysis is most appropriate (Duku et al., 2011). Fast pyrolysis and gasification are most appropriate for optimizing the production of bio-oil and synthetic gas (syngas), respectively.

Pyrolysis reactors can be operated in continuous and batch modes. Typical continuous pyrolysis reactors include fixed- and fluidized-bed pyrolyzers, auger/screw type pyrolyzers and rotary kilns (Fig. 3). These reactors involve continuous input of feedstock and output of biochar, bio-oil and syngas, and often results in higher biochar yields and operational efficiencies than batch processes (Brown, 2009; Downie et al., 2009). Compared to batch reactors, continuous reactors are more complex and expensive to design and operate, and may require a reliable source of electricity (Brown, 2009; Duku et al., 2012). Therefore, continuous reactors are ideal for medium to large scale biochar production systems relying on centralized large quantities of feedstock.

Batch reactors include traditional charcoal production systems such as pits, earth mound, and brick, metal and drum kilns (Fig. 4) and various designs of pyrolytic cookstoves (Fig. 5) (Torres, 2011; Torres-Rojas et al., 2011). In batch reactors, the thermochemical processes occur at temperatures above  $300^{\circ}\text{C}$ , and continues by itself giving off considerable heat with a maximum temperature of approximately  $500^{\circ}\text{C}$  (FAO, 1983). Batch reactors are easier to design and operate, and are based on simple and cheap technology (Brown, 2009). However, their operational inefficiency leads to low biochar yields, no heat recovery and

1 significant feedstock burn off (Duku et al., 2011). In Kenya, Ghana and Zambia where  
2 biochar and charcoal are produced by small-scale users, earth mound kilns and drum kilns are  
3 commonly used (International Biochar Initiative, 2013).  
4  
5  
6

7 In Zimbabwe, the prevalence of sparsely settled small-holder farmers with low  
8 technical skill in biochar production and low capital would favour batch reactors. A low-cost  
9 metal drum batch reactor has been designed and fabricated from locally available materials  
10 (Fig. 4C). The system consisted of insulated drum kiln housing a 200-l drum closed on both  
11 ends for producing biochar for research purposes. Temperatures in the metal kiln ranged  
12 between 300-500°C when the reactor was operated using cattle manure as a feedstock. Recent  
13 pilot studies in Kenya have evaluated the Anila pyrolytic cookstoves as low-cost batch  
14 reactors (Torres, 2011; Torres-Rojas et al., 2011). The pyrolytic cookstoves required less  
15 biomass and were more energy efficient than traditional three-stone biomass stoves, and  
16 reduced wood energy consumption by 27% while producing an average of 460 kg ha<sup>-1</sup> yr<sup>-1</sup> of  
17 biochar (Torres-Rojas et al., 2011). Compared to traditional three-stone open fire cookstoves  
18 and burning of biomass, pyrolytic cookstoves minimize environmental and public health  
19 problems due to reduced air pollution and emissions of greenhouse gases (Whitman et al.,  
20 2011). Considering that biomass is the main source of energy for heating and cooking among  
21 poor households, coupling biochar production for use as a soil conditioner to household  
22 energy provision seems attractive in SSA. This approach is likely to promote more biochar  
23 adoption than stand-alone pyrolysis systems meant solely to produce biochar for soil  
24 application.  
25  
26  
27  
28  
29  
30  
31  
32  
33  
34  
35  
36  
37  
38  
39  
40  
41  
42  
43  
44  
45  
46  
47  
48  
49  
50  
51  
52  
53  
54  
55  
56  
57  
58  
59  
60  
61  
62  
63  
64  
65

### 2.3. Biochar properties and multiple applications

Biochar properties are highly variable, and are determined by type of feedstock and pyrolysis process and conditions. Table SM2 in Supplementary Material summarizes the physical and chemical properties of biochar. Biochar produced at low temperature may be suitable for controlling fertilizer nutrients release (Day et al., 2005), while high temperatures would yield material similar to activated carbon (Ogawa et al., 2010). Due to the high aromaticity, carbon in biochar is highly recalcitrant in soils, with reported residence times in the range of 100s to 1,000s of years, which is approximately 10 to 1,000 times longer than the residence times of most soil organic matter (Verheijen et al., 2010). Therefore, biochar incorporated in soil represents a potential terrestrial carbon sink and also a means of mitigating CO<sub>2</sub> emissions. Cation exchange capacity (CEC) of biochar range from 8 cmol<sub>c</sub> kg<sup>-1</sup> to 40000 cmol<sub>c</sub> kg<sup>-1</sup> and has been reported to increase with time following incorporation in soil (Verheijen et al., 2010). This increase in CEC with aging reflects an accumulation of carboxylic functional groups occurring after exposure to oxygen (Lehmann, 2007; Verheijen et al., 2010). The water holding capacity (WHC) of biochar ranges from 75 to 247% (Solaiman et al., 2012). Biochar water retention and adsorption capacity are influenced by its macropore structure and pore size distribution (Ogawa et al., 2010; Yu et al., 2006). Other factors influencing the adsorption-desorption behaviour of biochar include pH, CEC, surface group functionality, and surface heterogeneity (Amonette and Joseph, 2009; Gaskin et al., 2008). The WHC and CEC are crucial for enhancing water and nutrient retention and their bioavailability particularly in inherently infertile sandy soils predominant in the smallholder cropping systems in SSA. Slow pyrolysis biochar produced in the presence of steam tend to be acidic, while fast pyrolysis biochar produced in absence of steam tend to be very basic and make good liming agents (Hass et al., 2012). However, in general, the pH of biochar is

1 typically neutral to basic and relatively constant, thereby neutralizing highly acidic tropical  
2 soils. Studies have documented the capacity of biochar to ameliorate acidic soils (Gaskin et  
3 al., 2010; van Zwieten et al., 2010). Biochar also contains nitrogen, phosphorus and basic  
4 cations (Ca, Mg and K), which are essential plant nutrients (Major et al., 2010).  
5  
6  
7  
8

9 The application of biochar as an adsorbent for the removal of neutral, anionic and  
10 cationic contaminants (Cao et al., 2009; Yao et al., 2011) is derived from its high internal  
11 specific area arising from its high porosity and irregular internal structure, and partly due to  
12 surface charges (van Zwieten et al., 2009; Zhang et al., 2011). Biochar porosity increases  
13 significantly with increasing production temperature, leading to increases in specific surface  
14 area from less than  $10 \text{ m}^2 \text{ g}^{-1}$  at production temperatures below  $400^\circ\text{C}$  to as much as  $400 \text{ m}^2$   
15  $\text{g}^{-1}$  at production temperatures of  $550\text{--}600^\circ\text{C}$  (Brown, 2009). Biochar also has high heating  
16 values (HHV) comparable or even higher than that of conventional biomass fuels such as  
17 wood and coal (Tables SM2 and SM4 in Supplementary Material). In this regard, biochar  
18 briquettes and stoves have been developed in Kenya and Uganda (IBI, 2012).  
19  
20  
21  
22  
23  
24  
25  
26  
27  
28  
29  
30  
31  
32  
33  
34  
35

### 36 *2.3.1. Soil quality*

37 Properties of biochar such as its high surface area and cation exchange capacity  
38 (CEC), low bulk density, neutral to alkaline pH, high carbon content, high stability and  
39 nutrient content (Table SM2 in Supplementary Material), make it an ideal soil conditioner for  
40 tropical clay and sandy soils in SSA. As demonstrated by Liang et al. (2006), application of  
41 biochar to soils will enhance CEC, nutrient retention and bioavailability. Several other studies  
42 have reported improved bioavailability and plant uptake of nutrients following biochar  
43 application on different soils (Hass et al., 2012; Uzoma et al., 2011). This aspect is  
44 particularly important for sandy soils which have a high potential for nutrient leaching. For  
45 example, using a column experiment, Laird et al. (2010) observed that addition of biochar at  
46  
47  
48  
49  
50  
51  
52  
53  
54  
55  
56  
57  
58  
59  
60  
61  
62  
63  
64  
65

1 a rate of 20 g kg<sup>-1</sup> to a loamy soil reduced leaching of total N and total dissolved P by 11%  
2 and 69%, respectively. On acid soils with typical pH values of 4.5-5.0, application of neutral  
3 and alkaline biochar has the potential to neutralize acidity, improve nutrient availability and  
4 ameliorate aluminium toxicity (Sika and Hardie, 2013; Hass et al., 2012).  
5  
6  
7

8  
9 Biochar with low density (300 kg m<sup>-3</sup>) and highly stable organic carbon to soils has  
10 the potential to reduce bulk density and penetration resistance, and hence increase total soil  
11 porosity. This biochar function is particularly important on soils with high dry soil bulk  
12 density and penetration resistance due to natural causes or poor management. Degraded  
13 Zimbabwean soils with poor soil structure could benefit from biochar amendments. Both  
14 crusting and self-sealing soils are common in some of the major soils used for production of  
15 major field crops in Zimbabwe (Gwenzi et al., 2009). Biochar application enhances  
16 aggregation and aggregate stability (Mukherjee and Lal, 2013). Although the mechanisms are  
17 poorly understood, some studies have proposed that enhanced root growth, mycorrhizal fungi  
18 and production of waxes and mucilages bind soil particles together (Mukherjee and Lal,  
19 2013). The highly stable organic carbon in biochar may also play a critical role in improving  
20 soil aggregation and aggregate stability. Overall, changes in soil structure due to biochar  
21 application may enhance soil moisture retention, infiltration, and consequently reduce runoff  
22 and erosion.  
23  
24  
25  
26  
27  
28  
29  
30  
31  
32  
33  
34  
35  
36  
37  
38  
39  
40  
41  
42

43 Data also show that biochar application improved soil biological properties. The  
44 morphology and heterogeneity of pore size distribution in biochar provides a habitat for soil  
45 organisms and protects them from predation and desiccation (Rillig et al., 2010; Thies and  
46 Rillig, 2009). Enhanced microbial diversity and activity including enzymatic activity and  
47 respiration have also been observed on biochar-amended soils (Steiner et al., 2008). For  
48 example, a 100% increase in root colonization by arbuscular mycorrhizae was observed  
49 following application of biochar at a rate of 3% (Elmer and Pignatello, 2012). Increased  
50  
51  
52  
53  
54  
55  
56  
57  
58  
59  
60  
61  
62  
63  
64  
65



1 biological nitrogen fixation by common beans (*Phaseolus vulgaris* L) has also been reported  
2 following biochar application (Rondon et al., 2006). Other studies showed that biochar  
3 application to soils induced systemic plant resistance to pathogens and diseases (Elad et al.,  
4 2010; Elmer and Pignatello, 2012). A greenhouse study involving addition of biochar at 1.5  
5 and 3.0% on a weight basis to a field growing asparagus significantly reduced root lesions  
6 caused by *Fusarium oxysporum* f. sp. *asparagi* and *F. proliferatum* compared to the control  
7 (Elmer and Pignatello, 2012). Elad et al. (2010) showed that, 105 days after biochar  
8 application, pepper powdery mildew was significantly less severe in the biochar-treated  
9 plants compared to the control without biochar. Although there are a few exceptions  
10 documenting negative impacts on mycorrhizal (Warnock et al., 2010), the bulk of the  
11 evidence suggests that biochar stimulates microbial abundance, diversity and activity. The  
12 changes in microbial diversity and activity due to biochar application may in turn cause  
13 changes in nutrient transformation and overall soil biogeochemistry. A review of impacts of  
14 biochar on soil biology is presented in Lehmann et al. (2011).  
15  
16  
17  
18  
19  
20  
21  
22  
23  
24  
25  
26  
27  
28  
29  
30  
31  
32  
33  
34  
35

### 36 2.3.2. *Crop productivity*

37  
38  
39 Poor seed emergence constitutes a major constraint to crop production for smallholder  
40 farmers in the semi-arid tropics (Murungu et al., 2003). The improvements in soil quality  
41 associated with biochar application have often resulted in enhanced seed emergence, crop  
42 growth and productivity. Biochar application has been reported to enhance crop emergence  
43 and establishment (e.g. Solaiman et al., 2012; van Zwieten et al., 2010). A laboratory  
44 bioassay by Solaiman et al. (2012) demonstrated that biochar type and application rates had a  
45 significant effect on germination and early growth of wheat, mung beans and clover.  
46  
47 Similarly, van Zwieten et al. (2010) showed that wheat seed germination was increased with  
48 a single dose (10 t ha<sup>-1</sup>) of paper mill biochar. The mechanisms involved may include  
49  
50  
51  
52  
53  
54  
55  
56  
57  
58  
59  
60  
61  
62  
63  
64  
65

1 improved moisture retention and availability, and reduced soil bulk density. Therefore,  
2 biochar application may overcome poor emergence and crop establishment caused by soil  
3 crusting, and sealing, and inadequate soil moisture, all conditions common to Zimbabwean  
4 sandy soils.  
5  
6  
7  
8

9  
10 In most smallholder cropping systems in SSA, crop yields are generally low ( $1 \text{ t ha}^{-1}$ )  
11 due to a combination of low and declining soil fertility, unavailability of fertilizers and  
12 limited soil moisture caused by mid-season dry spells and droughts (Rockström et al., 2003).  
13 Biochar can play a critical role in mitigating against these adverse conditions. Increased crop  
14 yields due to biochar application have been observed in several field studies (Table SM3 in  
15 Supplementary Material). In SSA, a few studies have also reported yield increases following  
16 biochar application (e.g. Kimetu et al., 2008). In Zambia, maize yield increases between 80%  
17 and over 400% were observed on biochar amended soil relative to the control (Cornelissen et  
18 al., 2013). On a degraded tropical soil in Kenya, Kimetu et al. (2008) demonstrated that  
19 biochar has the capacity to restore soil quality and crop productivity, resulting in about 2.9  
20 tonnes more yield on biochar amended soil than control plots with fertilizer but no biochar  
21 (Kimetu et al., 2008). These yield increases are also associated with increases in nutrient and  
22 water use efficiencies (Utomo et al., 2011). Enhancing resource use efficiency is particularly  
23 important in smallholder agroecosystems, where losses of both water and nutrients via runoff  
24 and deep drainage are often high. In Ghana, Yeboah et al. (2009) reported up to 5% increase  
25 in N recovery when biochar was applied to maize fields on a sandy soil. This was attributed  
26 to nutrient retention. An increase in nutrient uptake of  $100 \text{ kg K ha}^{-1}$ ,  $10 \text{ kg Mg ha}^{-1}$  and  $5 \text{ kg}$   
27  $\text{Ca ha}^{-1}$  was observed in maize in Columbia (Major et al., 2010). This was accompanied by a  
28 progressive maize yield increase from 28% to 140% over 4 years (Major et al., 2010). In a  
29 study by Lehmann et al. (2003), a 70% increase in cowpea biomass production was noted  
30 compared to control with no biochar application. These increased crop yields were attributed  
31  
32  
33  
34  
35  
36  
37  
38  
39  
40  
41  
42  
43  
44  
45  
46  
47  
48  
49  
50  
51  
52  
53  
54  
55  
56  
57  
58  
59  
60  
61  
62  
63  
64  
65

1 to the liming effect of the biochar, increased availability of Ca and Mg, proliferation of N  
2 fixing bacteria in leguminous crops, and nutrient and water retention and bioavailability  
3  
4 (Lehmann et al., 2003; Major et al., 2010). In summary, given that carbon in biochar is not  
5  
6 directly taken up by plants, the impact of biochar on crop productivity is largely through  
7  
8 improvements in soil physical, chemical and biological properties (Section 2.3.1).  
9

10  
11  
12 The production of large quantities of biochar using batch reactors such as locally  
13  
14 fabricated kilns and pyrolytic cook stoves could be a challenge to most smallholder farmers.  
15  
16 In view of this limitation, we propose that initial biochar application be limited to small  
17  
18 niches such as horticultural crops, urban and peri-urban agriculture, household nutrition and  
19  
20 herbal gardens and cultivated wetlands. In particular, small gardens for peri-urban and rural  
21  
22 households provide an ideal niche to test and demonstrate the benefits of biochar on soil  
23  
24 fertility, water retention and hence crop yields. In SSA's savannah ecosystems, wetlands are  
25  
26 used for vegetable gardens, which play a critical role in food security and household income  
27  
28 under rainfed conditions in SSA. Biochar application to wetland soils could have a  
29  
30 stabilization effect on possible degradation of the wetland while enhancing crop production  
31  
32 and mitigating greenhouse gas emissions and nitrogen leaching.  
33  
34  
35  
36  
37  
38  
39  
40

### 41 2.3.3. *Clean and high-value energy source*

42  
43 About 53% of total energy demand in SSA (about 267 MW) was derived from  
44  
45 traditional fuels such as unprocessed biomass, while the remainder is from oil (26%), solid  
46  
47 fuels (24%), hydroelectricity (3%) and gas (2%) (FAO, 1994). Biochar, bio-oils and synthetic  
48  
49 gas from pyrolysis are also potential sources of energy and industrial raw materials. Bio-oil is  
50  
51 an energy source (17 MJ kg<sup>-1</sup>), which can be burned to provide energy for heating or can be  
52  
53 refined to transportation fuels (Laird, 2008). Like bio-oils, syngas can be used to heat the  
54  
55 pyrolyser or provide energy for household and industrial uses. For any given feedstock, the  
56  
57  
58  
59  
60  
61  
62  
63  
64  
65

1 calorific value of biochar (16-35 MJ kg<sup>-1</sup>) is similar to, or about two times higher than that of  
2 the raw biomass and most grades of coal (Mullen et al., 2009; Sohi et al., 2009; Sukiran et al.,  
3 2011). Pyrolysis products have similar or higher calorific values (HHV) compared to most  
4 traditional energy sources such as firewood, charcoal, coal and coke (Table SM4 in  
5 Supplementary Material). Therefore, although most biochar proponents advocate for biochar  
6 application to soils, there is also a potential to use it as an energy source (Laird, 2008).  
7 Compared to fossil fuels, energy from the three products of pyrolysis are carbon neutral or  
8 negative, making them ideal energy sources for the future (Laird, 2008). Moreover, while  
9 combustion of firewood, paper and plastic wastes is known for emitting dioxins, no  
10 experimental evidence has confirmed dioxin emissions from pyrolysis of traditional biomass  
11 feedstocks and the resulting co-products (Sohi et al., 2009; Verheijen et al., 2010).  
12 Furthermore, in SSA where most people are not connected to the hydroelectric grid, and rely  
13 on biomass energy, pyrolysis bioenergy provides opportunities for more efficient energy  
14 production than wood burning (Demirbas, 2004b). It also widens the options for the types of  
15 biomass that can be used for generating energy, going beyond wood to include, for example,  
16 crop residues. The main benefit may be that pyrolysis offers clean heat, which is needed to  
17 develop cooking technology with lower indoor pollution by smoke (Bhattacharya and Salam,  
18 2002) than is typically generated during the burning of biomass (Bailis et al., 2007).  
19

20 Besides agriculture, the high dependence of urban and rural households on firewood  
21 and charcoal for cooking in SSA is also a key driver of deforestation particularly in densely  
22 populated areas (Chidumayo and Kwibisa, 2003). In arid and semi-arid areas, wood  
23 harvesting for firewood and charcoal is further exacerbated by the inherent low biomass  
24 production potential. In SSA, crop residues and animal dung, by-products of agriculture and  
25 livestock-related activities are already used to provide a significant proportion of household  
26 energy needs (FAO, 1983). The energy and synthetic gas produced during biochar production  
27

1 can be used for cooking and heating at household level. Biochar produced in the process can  
2 be applied to the soil. Pyrolytic cookstoves are currently being tested in parts of SSA (Torres,  
3 2011). The use of energy from pyrolysis products can be amenable to both decentralised  
4 systems such as household, community and institutional levels. In addition, syngas and bio-  
5 oils can be used to produce steam to drive turbines in a centralized hydroelectric power  
6 station (Laird, 2008). According to historical data, biomass (60%), oil products (17%) and  
7 coal (16%) are the main sources of energy for the agricultural sector, the bulk of which is  
8 used for agricultural processing (FAO, 1983). Therefore, the availability of feedstock within  
9 close proximity to agricultural processing plants makes biochar, bio-oils and syngas attractive  
10 sources of energy for agro-industries.  
11  
12  
13  
14  
15  
16  
17  
18  
19  
20  
21  
22  
23  
24  
25  
26

#### 27 *2.3.4. Disposal of domestic and industrial organic wastes*

28  
29 In most SSA countries, solid wastes from agriculture, agro-industrial processing,  
30 municipal and domestic and sludge from wastewater treatment plants have little or no market  
31 value, making their disposal uneconomic. Due to the low value of biomass, and long haulage  
32 distances between source and potential markets, the majority of organic wastes are left to  
33 decay on-site, dumped in open spaces, landfilled or incinerated (McElligott et al., 2011).  
34 These waste disposal strategies cause significant water and air pollution. Recently, a number  
35 of countries in SSA including Ghana and Zimbabwe have been promoting the use of landfills  
36 and incinerators for disposal of organic wastes (Duku et al., 2011; Government of Zimbabwe,  
37 2002). Landfills and incinerators are costly, while the anaerobic decomposition of organic  
38 matter in landfills releases methane, a highly potent greenhouse gas (GHG). On the other  
39 hand, incineration of organic wastes is an energy-intensive waste disposal technique and a  
40 waste of potential energy, which also releases atmospheric pollutants and greenhouse gases  
41 (McElligott et al., 2011). In this regard, the pyrolysis of these organic wastes to produce  
42  
43  
44  
45  
46  
47  
48  
49  
50  
51  
52  
53  
54  
55  
56  
57  
58  
59  
60  
61  
62  
63  
64  
65

1 biochar, bio-oils and syngas presents an emerging market for organic wastes. Compared to  
2 landfills and incineration, separation at source, and subsequent pyrolysis of organic wastes  
3  
4 has numerous environmental benefits; (1) unlike landfills and incinerators, pyrolysis is  
5  
6 carbon neutral or negative, hence reduces GHG emissions and energy requirements,  
7  
8 respectively, (2) pyrolysis reduces air and water pollution associated with leachate and  
9  
10 odours from waste dumps and landfills, and (3) the products of pyrolysis (biochar, bio-oils  
11  
12 and syngas) have numerous potential applications in energy supply, remediation of  
13  
14 contaminated soils and water and wastewater treatment. The use of biochar for wastewater  
15  
16 treatment in decentralised systems provides an attractive option for improving sanitation in  
17  
18 informal urban settlements, rural communities and institutions such as hospitals and schools.  
19  
20 Most importantly, biochar application to soils enhances soil quality and crop yields on  
21  
22 marginal soils, while minimizing nutrient leaching and greenhouses gas emissions (Laird et  
23  
24 al., 2010; Zhang et al., 2011).  
25  
26  
27  
28  
29  
30  
31  
32  
33

### 34 *2.3.5. Carbon sequestration and mitigation of greenhouse gas emissions*

35  
36 Crop and animal production systems contribute considerably to climate change,  
37  
38 accounting for approximately 5.1 to 6.1 Gt CO<sub>2</sub> eq yr<sup>-1</sup> (10-12%) of the total annual global  
39  
40 anthropogenic emissions (Smith et al., 2006). The incorporation of biochar in smallholder  
41  
42 and commercial agroecosystems in SSA will be consistent with the global thrust to sequester  
43  
44 soil carbon and reduce emissions of greenhouse gases. In SSA, biochar will complement  
45  
46 management practices promoting a shift from tillage to no-till systems through conservation  
47  
48 agriculture (Knowler and Bradshaw, 2007; Rockström et al., 2009). Besides improving soil  
49  
50 quality and productivity, biochar has both direct and indirect impacts on greenhouse gas  
51  
52 emissions (Mukome et al., 2013). The direct impacts include the stabilization and  
53  
54 sequestration of carbon in the soils. Using an estimated biochar carbon content of 63%  
55  
56  
57  
58  
59  
60  
61  
62  
63  
64  
65

1 (Graber and Hadas, 2009; Laird, 2008) and annual biochar production of 3.5 Mt (Table SM1  
2 in Supplementary Material), biochar land application would potentially sequester about 2.2  
3 Mt yr<sup>-1</sup> of soil carbon in Zimbabwe alone. Compared to ordinary soil carbon characterized by  
4 high turnover and release of CO<sub>2</sub>, carbon in biochar is more recalcitrant to decomposition  
5 (Lehmann et al, 2006; Zimmerman, 2010). Therefore, transforming biomass into biochar  
6  
7 diverts carbon from the rapid biological cycle into a much slower biochar cycle (Lehmann,  
8  
9 2007). In addition, converting waste biomass into biochar reduces potential methane and CO<sub>2</sub>  
10  
11 emissions from landfill and waste dumps (Ackerman, 2000).  
12  
13  
14  
15  
16  
17  
18

19 Improved nutrient and water retention implies enhanced resource use efficiency. The  
20  
21 resulting energy savings and irrigation costs arising from reduced irrigation frequency and  
22  
23 fertilizer use will in turn reduce greenhouse gas emissions (Sohi et al., 2010). Moreover,  
24  
25 several field and laboratory studies have demonstrated the impacts of biochar application on  
26  
27 emissions of non-CO<sub>2</sub> GHG. Two separate studies conducted on tropical soils showed that  
28  
29 biochar application reduced CH<sub>4</sub> emissions on a grassland and soyabean crops relative to the  
30  
31 control (Rondon et al., 2005; 2006). In an incubation study by Yanai et al. (2007), municipal  
32  
33 waste biochar decreased emission of N<sub>2</sub>O by over 500% as compared to the control.  
34  
35  
36  
37  
38 Application of biochar to composting poultry litter reduced ammonia emissions by up to 64%  
39  
40 and total N losses by up to 52% (Steiner et al., 2010). Significant reductions in N<sub>2</sub>O and NH<sub>3</sub>  
41  
42 emissions have also been reported following biochar application to soils treated with  
43  
44 ruminant urine (Taghizadeh-Toosi et al., 2011). The reduction of emission of these gases  
45  
46 occurs via enhanced nitrification (Berglund et al., 2004). Possible mechanisms include  
47  
48 biochar adsorption of nitrifier-inhibitory compounds like phenolics and suppression of the  
49  
50 activity of substrate (NH<sub>4</sub><sup>+</sup>-N)-competing microorganisms, and a promotion of the  
51  
52 proliferation of nitrifiers (Berglund et al., 2004; van Zweiten et al., 2010). Overall, besides a  
53  
54 few exceptions reporting increased CO<sub>2</sub> emissions in biochar amended soils, the bulk of  
55  
56  
57  
58  
59  
60  
61  
62  
63  
64  
65

1 existing evidence indicate that biochar application has the potential to mitigate greenhouse  
2 gas emissions. However, most of these studies except a few (Rondon et al., 2005; 2006) were  
3  
4 conducted under temperate conditions, and it remains unknown whether such results are  
5  
6 applicable to the tropical conditions in SSA. Tropical soils experience highly seasonal wet  
7  
8 and dry cycles and temperature fluctuations, which could potentially stimulate higher  
9  
10 greenhouse gas emissions than in temperate soils.  
11  
12  
13  
14  
15  
16

### 17 *2.3.6. Environmental remediation*

18  
19 The large surface area, cation exchange capacities and neutral to alkaline pH of  
20  
21 biochar make it ideal for remediation of contaminated media. Biochar has numerous potential  
22  
23 applications in water and wastewater treatment, remediation of contaminated soils and water,  
24  
25 restoration and revegetation of degraded soils and artificial landforms such as mine tailings  
26  
27 and slimes. A summary of some of the recent studies documenting the removal of organic  
28  
29 and inorganic contaminants is presented in Beesley et al. (2012). The review showed that  
30  
31 biochar removes polyaromatic hydrocarbons, organic pesticides (Diuron, Atrazine, Dieldrin)  
32  
33 and reduced heavy metal bioavailability (Beesley et al., 2012). However, Beesley et al.  
34  
35 (2012)'s review excluded the potential role of biochar in remediation and revegetation of  
36  
37 contaminated mined sites such as mine tailings and waste dumps. This is particularly  
38  
39 important in SSA, where both informal and formal mining is associated with environmental  
40  
41 pollution.  
42  
43  
44  
45  
46  
47

48  
49 Several studies have demonstrated that biochar is highly effective in removal of  
50  
51 organic and inorganic contaminants including pesticides and nutrients (Beelsey et al., 2010;  
52  
53 Graber et al., 2011). Zhang et al. (2012) reported that adsorption capacities of MgO-biochar  
54  
55 nanocomposites were as high as 835 mg g<sup>-1</sup> for phosphate and 95 mg g<sup>-1</sup> for nitrate,  
56  
57 respectively, far exceeding reported values of other adsorbents. Other studies have shown that  
58  
59  
60  
61  
62  
63  
64  
65



1 adsorption of organic chemicals to biochar greatly exceeded that of humic substances and soil  
2 organic matter (Zhang et al., 2006). Studies investigating contaminant mobility in soils  
3  
4 further showed the effectiveness of biochar as an adsorbent (Beesley et al., 2010; Cao et al.,  
5  
6 2009). These studies clearly demonstrated the ability of biochar to mitigate mobility and  
7  
8 toxicity of heavy metals, toxic inorganic and organic contaminants including endocrine  
9  
10 disruptors (Winsley, 2007).  
11  
12

13  
14 In combination with cheap drinking water chlorination systems, biochar can be used  
15  
16 as a low-cost adsorbent in water and wastewater treatment in SSA. Given its ability to adsorb  
17  
18 both cationic and anionic compounds, biochar may be applied for the treatment of industrial  
19  
20 effluent and urban stormwater before discharge into the environment. Industrial effluent and  
21  
22 stormwater from highly urbanized areas often contain high concentrations of heavy metals  
23  
24 and hydrocarbons. Studies on biochar use as an adsorbent have been largely limited to  
25  
26 laboratory studies of heavy metal and nutrient adsorption, but its potential for defluoridation  
27  
28 of contaminated groundwater is not known. Despite this drawback, biochar represents a  
29  
30 promising and scalable adsorbent for both industrial applications and environmental  
31  
32 remediation, because it is cheaper and easier to make than activated carbon. A typical large-  
33  
34 scale application may include the development of biochar-based permeable reactive barriers  
35  
36 for treatment of contaminated surface and groundwater.  
37  
38  
39  
40  
41  
42  
43  
44  
45

### 46 **3. Biochar constraints, barriers and risks**

47  
48  
49  
50

51 Biochar faces policy, legal, institutional, technical, financial and socio-economic  
52  
53 barriers (Fig. 6). Experience in SSA indicates that the introduction and adoption of new  
54  
55 technology is largely dependent on supportive policy and legal frameworks (Karekezi and  
56  
57 Kithyoma, 2003), which are in turn driven by benefits of the technology. To our knowledge,  
58  
59  
60  
61  
62  
63  
64  
65

1 most governments in SSA may be unaware of biochar and consequently lack a clear policy or  
2 legal framework on biochar technologies. Accordingly, more emphasis will continue to be  
3 placed on conventional and proven technologies rather than biochar technology. The lack of  
4 public investment in biochar in SSA is a stark contrast to developed countries where large-  
5 scale pyrolysis plants are already in operation.  
6  
7  
8  
9  
10

11 The introduction of biochar and its co-products in SSA requires the development of  
12 technical skills at both individual and institutional levels. Currently, there is limited biochar  
13 research at national research institutions and universities in SSA. Although some research on  
14 biochar is in progress in Ghana, Uganda and Kenya, such research is still in its early stages,  
15 and a critical mass of skills and knowledge is yet to be attained. Knowledge outputs from  
16 such fundamental research will be critical in shaping the position of biochar in SSA.  
17  
18  
19  
20  
21  
22  
23  
24  
25

26 As demonstrated by previous efforts to promote renewable energy technologies in  
27 SSA (Karekezi and Kithyoma, 2008), the lack of low-cost, long-term financing options is the  
28 key barrier to biochar technology generation and adoption. To date the capital outlay, labour  
29 and financial requirements required to develop and operate a pyrolysis plant in SSA is  
30 unknown. Even when such projects are shown to be viable at pilot scale, accessing bank  
31 loans is difficult due to stringent lending conditions.  
32  
33  
34  
35  
36  
37  
38  
39  
40

41 Perceptions and attitudes also influence the adoption and uptake of new technology  
42 especially among risk averse smallholder farmers (David, 1995). Just like biofuels in Africa,  
43 there is already immense scepticism and lobbying by some NGOs against biochar production,  
44 driven by the misconceptions that, the production of biomass for use as biochar feedstocks  
45 will compete for land, labour and inputs, and displace food crops. According to these  
46 sceptics, this will culminate in widespread hunger, food insecurity and loss of livelihoods and  
47 worsening poverty in regions where 90% of the population is considered poor. These fears  
48 are ill-founded as our analysis clearly demonstrated that organic waste material is abundant in  
49  
50  
51  
52  
53  
54  
55  
56  
57  
58  
59  
60  
61  
62  
63  
64  
65

1 SSA, which can be used a biochar feedstocks. In fact, smallholder farmers are likely to  
2 benefit from biochar as evidenced by a few case studies on biochar application to degraded  
3 soils (Kimetu et al., 2008) and its use as clean energy source compared to firewood. Whether  
4 farmers would be encouraged to grow biomass for pyrolysis appears unlikely but could  
5 largely depend on perceived benefits.  
6  
7  
8  
9  
10

11 Risk and its perception have implications on farmers' decisions and is a determinant  
12 of technology adoption particularly among smallholder farmers (David, 1995). Therefore,  
13 like conservation agriculture, initial adoption of biochar by farmers is likely to be limited due  
14 to perceived risks and farmers' reluctance to change their current practices and embrace new  
15 technology. One possibility to enable smallholder farmers to understand biochar and promote  
16 its adoption is to relate the benefits to those of traditional slash and burn system, which is  
17 familiar to most farmers in SSA. The major contrast is that, while slash and burn system  
18 converts biomass to ash through combustion, pyrolysis transforms biomass to biochar, a more  
19 stable form of carbon than that in the feedstock. In summary, this entails a shift from the  
20 traditional slash and burn practice to slash and char as a feasible alternative for restoration of  
21 soil fertility (Lehmann et al., 2002).  
22  
23  
24  
25  
26  
27  
28  
29  
30  
31  
32  
33  
34  
35  
36  
37  
38

39 Critics of biochar and its co-products contend that the production of biomass  
40 feedstock may result in habitat and biodiversity loss and diversion of crop residues from  
41 soils. Substantial greenhouse gas emissions from land use conversions, and collection and  
42 transportation of feedstocks may also offset the benefits of biochar applications. Poorly  
43 engineered pyrolysis plants could also emit potent greenhouse gases, which will degrade air  
44 quality, and cause global warming and climate change (Laird, 2008). The arguments have  
45 been used for extensive lobbying by environmental activists and skeptics opposed to biochar  
46 and biofuels ([www.greenfuelwatch.org.uk](http://www.greenfuelwatch.org.uk)).  
47  
48  
49  
50  
51  
52  
53  
54  
55  
56  
57  
58  
59  
60  
61  
62  
63  
64  
65

1  
2  
3  
4  
5  
6  
7  
8  
9  
10  
11  
12  
13  
14  
15  
16  
17  
18  
19  
20  
21  
22  
23  
24  
25  
26  
27  
28  
29  
30  
31  
32  
33  
34  
35  
36  
37  
38  
39  
40  
41  
42  
43  
44  
45  
46  
47  
48  
49  
50  
51  
52  
53  
54  
55  
56  
57  
58  
59  
60  
61  
62  
63  
64  
65

Although empirical evidence is still limited there are also concerns pertaining to the contribution of biochar to particulate emissions during pyrolysis and application. Of major concern are the impacts of particulate black carbon on climate and human health. Biochar application is done by spreading the biochar followed by its incorporation into the soils. The fugitive loss of biochar into the atmosphere constitutes climatic forcing (McElligott et al., 2011). Moreover, in agroecosystems where farmers are already practicing conservation agriculture, the process of biochar incorporation into the soils may stimulate the loss of sequestered soil carbon. The inconsistent impacts of biochar on soil properties, greenhouse gas emissions, carbon sequestration and crop productivity also creates uncertainty about the benefits of the technology, thus highlighting the need for site-specific research.

Concerns have also been raised regarding the potential for soil contamination associated with some biochar constituents. It is crucial to ensure that soil functions and processes as well as water quality are not put at risk as a consequence of biochar application to soils. Contaminants such as polyaromatic hydrocarbons, heavy metals, dioxins that may be present in biochar may have detrimental effects on soil properties and functions (Verheijen et al., 2010). The occurrence of such compounds in biochar is likely derived from either contaminated feedstocks or processing conditions that may favour their production. For instance, slow pyrolysis at temperatures below 500°C is known to favour the accumulation of readily available nutrients in biochar such as sulphur (Hossain et al., 2007). Organic wastes are known to contain high levels of light and heavy metals, which remain in the final biochar product following pyrolysis (Chan and Xu, 2009). Risk assessment for such contaminants is required in order to determine the toxicity of different biochars, safe application rates and operating pyrolysis conditions. Nonetheless, very little experimental evidence is available on the short- and long-term occurrence and bioavailability of such contaminants in biochar and biochar-enriched soil. Moreover, biochar application rates and frequency remain poorly

1 understood. However, biochar applications are, in contrast to manure or compost  
2 applications, not primarily a fertilizer, which has to be applied annually. Due to the longevity  
3 of biochar in soil, accumulation of heavy metals by repeated and regular applications over  
4 long periods of time that can occur through other soil amendments may not occur with  
5 biochar.  
6  
7  
8  
9  
10

#### 11 **4. Synthesis, recommendations and outlook**

12

13  
14  
15  
16  
17  
18 The current review revealed that biochar technology has the potential to contribute  
19 towards the alleviation of some of the problems in SSA. The paper is meant to stimulate the  
20 interest of the regional and international research community and policy makers to consider  
21 biochar as a potential technology capable of complementing current efforts. Contrary to  
22 current scepticism and concerns about land grabs and competition between food and biochar  
23 feedstock production, our data and similar estimates in Ghana (Duku et al., 2012),  
24 demonstrated that, indeed SSA has substantial potential feedstocks for biochar production,  
25 predominantly derived from sewage sludge, manure, municipal solid waste, and organic solid  
26 wastes from agro-processing and forestry.  
27  
28  
29  
30  
31  
32  
33  
34  
35  
36  
37  
38  
39

40 Decentralised low-cost pyrolyzers such drum kilns or pyrolytic stoves that can be  
41 designed and fabricated using locally available materials and technical skills appear most  
42 ideal for smallholder households in SSA. Biochar production from traditional biomass energy  
43 sources such as firewood and crop residues can be coupled to energy provision for cooking  
44 and heating, making it an ideal technology for resource-poor households without access to  
45 electricity.  
46  
47  
48  
49  
50  
51  
52  
53

54 However, realizing the multiple opportunities of biochar in SSA requires overcoming  
55 financial, socio-economic and technical constraints and barriers. At present, countries in SSA  
56 lack the necessary policy and legal framework to develop and promote biochar,  
57  
58  
59  
60  
61  
62  
63  
64  
65

1 understandably due to lack of information on the technology. However, policy incentives  
2 such as assigning a monetary value to tangible and intangible benefits of biochar such as  
3  
4 reducing the threat of global climate change and enhancing energy security, food security,  
5  
6 water quality, and rural economies are vital to unlock public and private investment (Laird,  
7  
8 2008). In SSA and other developing countries, innovative financing mechanisms such as the  
9  
10 Cleaner Development Management (CDM) program should include biochar technology.  
11  
12 CDM is a program in developed countries that provides financial support to a company in a  
13  
14 developing country to undertake programs that reduces greenhouse gas emissions causing  
15  
16 global warming and climate change. The other financing option is to develop a viable carbon  
17  
18 market where carbon credits can be traded, although the success of such schemes is yet to be  
19  
20 evaluated in SSA. In this regard, an opportunity exists under the CDM program for  
21  
22 developing countries in SSA to seek funding for biochar research to mitigate climate change  
23  
24 and its impacts.  
25  
26  
27  
28  
29  
30

31 To allay concerns about land grabs, organic solid wastes should constitute the bulk of  
32  
33 the biochar feedstocks, while minimizing their environmental and public health impacts.  
34  
35 Moreover, local technical capacity and fundamental research information on biochar are  
36  
37 required to demonstrate its impact on food security, livelihoods, energy provision and  
38  
39 environmental quality. This knowledge gap calls for urgent research and knowledge transfer  
40  
41 on biochar to be conducted.  
42  
43  
44  
45

46 Key research themes on biochar may focus on impacts on soil quality and crop yields,  
47  
48 ecotoxicology and greenhouse gas emissions in the dominant agroecosystems in SSA. In  
49  
50 addition, research should also focus on development of scalable novel biochar products such  
51  
52 as adsorbents for industrial and other environmental pollutants, and biochar-based energy  
53  
54 sources such as briquettes, pyrolytic cookstoves, syngas and bio-oils. Engineering research is  
55  
56 also needed to design robust and efficient pyrolysers with effective emissions control  
57  
58  
59  
60  
61  
62  
63  
64  
65

1 systems, bio-oil refineries, and agricultural equipment for handling and incorporating biochar  
2 into the soil. Socio-economic research is needed to understand stakeholder perceptions, and  
3  
4 evaluate the optimum scales for a centralized and distributed network of pyrolysers, and  
5  
6 policy and institutional framework for adoption of biochar technology. The outcomes of this  
7  
8 research will be critical for policy formulation and allaying fears about the biochar  
9  
10 feedstocks, and perceived impacts. Few recent and on-going studies in Kenya (Kimetu et al.,  
11  
12 2008), Zambia (Cornelissen et al., 2013), Ghana (Duku et al., 2010), South Africa (Sika and  
13  
14 Hardie, 2013) and Zimbabwe (Gwenzi, 2012) provide some of the pioneering research on  
15  
16 biochar in SSA. However, there is limited communication and coordination among the  
17  
18 research groups working on biochar in SSA. To improve research coordination and exchange  
19  
20 of information on successes and challenges among research groups and within the region, we  
21  
22 propose the establishment of a regional biochar research initiative that builds on and  
23  
24 complements on-going biochar research in SSA. Tasks of the regional initiative could include  
25  
26 mobilization of local and international resources, and coordination of biochar research at  
27  
28 multiple regional sites to enable comparison of technologies across dominant soil types,  
29  
30 agroecosystems and climatic regions in SSA. A regional collaborative research initiative  
31  
32 could potentially attract funding in the form of government-to-government international aid  
33  
34 support or under the clean development mechanism initiatives. Moreover, the initiative could  
35  
36 enable SSA countries to pool local financial resources, research expertise and laboratory  
37  
38 facilities, while avoiding duplication of work.  
39  
40  
41  
42  
43  
44  
45  
46  
47  
48  
49  
50

## 51 **5. Conclusions**

52  
53  
54  
55  
56 The review highlights the potential feedstocks, pyrolysis methods and potential  
57  
58 applications of biochar in sub-Saharan Africa. It can be concluded that biochar feedstocks are  
59  
60  
61

1 readily available, and technologies for biochar production are largely known. Potential  
2 biochar applications include agriculture, mitigation of greenhouse gas emissions,  
3  
4 environmental remediation and energy provision. However, biochar could face several  
5  
6 constraints including socio-economic barriers, and lack of finance, empirical data and a  
7  
8 supportive policy framework. Therefore, future research based on a multi-disciplinary  
9  
10 framework should seek to provide a comprehensive understanding of biochar technology, and  
11  
12 overcome associated constraints. Overall, the findings of the current review provide a  
13  
14 platform for local and international organizations to initiate and support specific research  
15  
16 programs on biochar in sub-Saharan Africa.  
17  
18  
19  
20  
21  
22  
23

## 24 **Acknowledgements**

25  
26  
27  
28  
29 Authors acknowledge grant support for biochar research from the Swedish  
30  
31 International Foundation for Science (IFS) Grant Number C/5266-1 awarded to WG. The  
32  
33 authors are solely responsible for the experimental design, data collection and interpretation,  
34  
35 manuscript compilation and conclusions drawn thereof.  
36  
37  
38  
39  
40

## 41 **References**

42  
43  
44  
45  
46 Ackerman, F., 2000. Waste management and climate change. *Local Environment* 5, 223–229.  
47  
48 Aina, O.M. 2006. Wood waste utilization for energy generation. Proceedings of the  
49  
50 International Conference on Renewable Energy for Developing Countries.  
51  
52  
53 Amonette, J.E., Joseph, S., 2009. Characteristics of biochar: microchemical properties. In:  
54  
55 Lehmann J, Joseph S (Eds) *Biochar for Environmental Management: Science and*  
56  
57  
58 *Technology*. Earthscan, London, pp 33–52  
59  
60  
61  
62  
63  
64  
65



- 1  
2  
3  
4  
5  
6  
7  
8  
9  
10  
11  
12  
13  
14  
15  
16  
17  
18  
19  
20  
21  
22  
23  
24  
25  
26  
27  
28  
29  
30  
31  
32  
33  
34  
35  
36  
37  
38  
39  
40  
41  
42  
43  
44  
45  
46  
47  
48  
49  
50  
51  
52  
53  
54  
55  
56  
57  
58  
59  
60  
61  
62  
63  
64  
65
- Anderson, J.R., Hazell, P.B.R., 1994. Risk considerations in design and transfer of agricultural technology. In: Anderson, J.R. (Ed.). *Agricultural Technology: Policy Issues for the International Community*. CAB International. pp 321-339
- Bailis, R., Berrueta, V., Chengappa, C., Dutta, K., Edwards, R., Masera, O., Still, D. Smith, K.R., 2007. Performance testing for monitoring improved biomass stove interventions: Experiences of the household energy and health project. *Energy Sustainable Development* 11, 57–70.
- Berglund, L.M., DeLuca, T.H., Zackrisson, T.H., 2004. Activated carbon amendments of soil alters nitrification rates in Scots pine forests. *Soil Biology and Biochemistry* 36, 2067–2073.
- Bernardo, M., Lapa, N., Gonçalves, M., Barbosa, R., Mendes, B., Pinto F., Gulyurtlu I., 2010. Toxicity of char residues produced in the co-pyrolysis of different wastes. *Waste Management* 30, 628–635.
- Bhattacharya, S.C., Salam, P., 2002. Low greenhouse gas biomass options for cooking in the developing countries. *Biomass and Bioenergy* 22(4), 305-317.
- Brandjies, P.J., De Wit, J., van der Meer, H.G., 1986. *Environmental impacts of manure management*. FAO, Rome.
- Brown, R., 2009. Biochar production technology. In: Lehmann, J., Joseph, S. (Eds). *Biochar for Environmental Management: Science and Technology*, Earthscan, London.
- Cao, X.D., Ma, L.N., Gao, B., Harris, W., 2009. Dairy-manure derived biochar effectively sorbs lead and atrazine. *Environmental Science and Technology* 43, 3285-3291.
- Chan, K.Y., Xu, Z., 2009. Biochar: nutrient properties and their enhancement. In: Lehmann, J., Joseph, S. (Eds). *Biochar for Environmental Management: Science and Technology*. Earthscan, London, pp 67–84

- 1  
2  
3  
4  
5  
6  
7  
8  
9  
10  
11  
12  
13  
14  
15  
16  
17  
18  
19  
20  
21  
22  
23  
24  
25  
26  
27  
28  
29  
30  
31  
32  
33  
34  
35  
36  
37  
38  
39  
40  
41  
42  
43  
44  
45  
46  
47  
48  
49  
50  
51  
52  
53  
54  
55  
56  
57  
58  
59  
60  
61  
62  
63  
64  
65
- Chidumayo, E.N., Kwibisa, L., 2003. Effects of deforestation on grass biomass and soil nutrient status in miombo woodland, Zambia. *Agriculture, Ecosystems and Environment* 96, 97-105.
- Cornelissen, G.V., Martinsen, V., Shitumbanuma, V., Alling, G.D., Breedveld, D.W., Rutherford, M., Sparrevik, M., Hale, S.E., Obia, A., Mulder, J., 2013. Biochar effect on maize yield and soil characteristics in five conservation farming sites in Zambia. *Agronomy* 3(2), 256-274.
- David, S., 1995. What do farmers think? Farmer evaluations of hedgerow intercropping under semi-arid conditions. *Agroforestry Systems* 32(1), 15-28.
- Day, D., Evans, R.J., Lee, J.W., Reicosky, D., 2005. Economical CO<sub>2</sub>, SO<sub>x</sub> and NO<sub>x</sub> capture from fossil-fuel utilization with combined renewable hydrogen production and large-scale carbon sequestration. *Energy* 30(14), 2558–2579.
- Duku, M.H., Gu, S., Hagan, E.B., 2011. Biochar production potential in Ghana - A review. *Renewable and Sustainable Energy Reviews* 15, 3539–3551.
- Elad, Y., David, D.R., Harel, Y.M., Borenshtein, M., Ben Kalifa, H., Silber, A., Graber, E.R., 2010. Induction of systemic resistance in plants by biochar, a soil applied carbon sequestering agent. *Phytopathology* 100, 913-921.
- Elmer, W.H., Pignatello, J.J., 2011. Effect of biochar amendments on mycorrhizal associations and Fusarium crown and root rot of asparagus in replant soils. *Plant Diseases* 95, 960-966.
- FAO, 1983. Simple technologies for charcoal making. FAO, Forestry Paper No. 41, FAO, Rome.
- FAO, 2012. FAO yearbook: Forest products: 2006-2010. FAO Forest Issue No. 201. FAO, Rome.

1 FAOSTAT, 2013. <http://faostat.fao.org/>.FAO Statistics Division, FAO, Rome. Accessed on  
2 23 April 2013.  
3

4 Gaskin, J.W., Steiner, C., Harris, K., Das, K.C., Bibens, B., 2008. Effect of low-temperature  
5 pyrolysis conditions on biochar for agricultural use. *Trans ASABE* 51, 2061–2069  
6

7 George, C., Wagner, M., Kucke, M., Rillig, M.C., 2012. Divergent consequences of  
8 hydrochar in the plant-soil system: Arbuscular mycorrhiza, nodulation, plant growth  
9 and soil aggregation effects. *Applied Soil Ecology* 59, 68–72.  
10

11 Glaser, B., Haumaier, L., Guggenberger, G., Zech, W., 2001. The Terra Preta phenomenon: a  
12 model for sustainable agriculture in the humid tropics. *Naturwiss* 88, 37–41.  
13

14 Glaser, B., Lehmann, J., Zech, W., 2002. Ameliorating physical and chemical properties of  
15 highly weathered soils in the tropics with charcoal—a review. *Biology and Fertility of  
16 Soils* 35, 219–230.  
17

18 Graber, E.R., Hadas, E., 2009. Potential energy generation and carbon savings from waste  
19 biomass pyrolysis in Israel. *Annals of Environmental Science* 3, 207-216  
20

21 Graber, E.R., Tsechansky, L., Gerstl, Z., Lew, B., 2011. High surface area biochar negatively  
22 impacts herbicide efficacy. *Plant and Soil* 338, Doi: 10.1007/s11104-011-1012-7.  
23

24 Gwenzi, W., 2012. Harnessing biochar to enhance soil fertility, crop productivity and  
25 environmental quality in smallholder cropping systems of Zimbabwe. A research  
26 proposal approved for funding by the Swedish International Foundation for Science  
27 (IFS). University of Zimbabwe, Harare. Unpublished proposal.  
28

29 Gwenzi, W., Gotosa, J., Chakanetsa, S., Mutema, Z., 2009. Effects of tillage systems on soil  
30 organic carbon dynamics, structural stability and crop yields in irrigated wheat  
31 (*Triticum aestivum* L.)-cotton (*Gossypium hirsutum* L.) rotation in semi-arid  
32 Zimbabwe. *Nutrient Cycling in Agroecosystems* 83, 211-221.  
33  
34  
35  
36  
37  
38  
39  
40  
41  
42  
43  
44  
45  
46  
47  
48  
49  
50  
51  
52  
53  
54  
55  
56  
57  
58  
59  
60  
61  
62  
63  
64  
65

- 1  
2  
3  
4  
5  
6  
7  
8  
9  
10  
11  
12  
13  
14  
15  
16  
17  
18  
19  
20  
21  
22  
23  
24  
25  
26  
27  
28  
29  
30  
31  
32  
33  
34  
35  
36  
37  
38  
39  
40  
41  
42  
43  
44  
45  
46  
47  
48  
49  
50  
51  
52  
53  
54  
55  
56  
57  
58  
59  
60  
61  
62  
63  
64  
65
- Gwenzi, W., Munondo, R., 2008. Long-term impacts of pasture irrigation with treated sewage effluent on nutrient status of a sandy soil. *Nutrient Cycling in Agroecosystems* 82, 197–207.
- Hass, A., Gonzalez, J.M., Lima, I.M., Godwin, H.W., Halvorson, J.J., Boyer, D.G., 2012. Chicken manure biochar as liming and nutrient source for acid Appalachian soil. *Journal of Environmental Quality* 41(4), 1096-1106.
- Hossain, M.K., Strezov, V., Nelson, P., 2007. Evaluation of agricultural char from sewage sludge. *Proceedings of International Agrichar Initiative, Terrigal, Australia.*
- IBI (International Biochar Initiative), 2012. <http://www.biochar-international.org>. Visited on 13 January 2012.
- Karekezi, S., Kithyoma, W., 2003. Renewable energy in Africa: prospects and limits. In: *The Workshop for African Energy Experts on Operationalizing the NEPAD Energy Initiative Operationalizing the NEPAD Energy Initiative*, 2-4 June, 2003. Dakar, Senegal.
- Kimetu, J.M., Lehmann, J., Ngoze, S.O., Mugendi, D.N., Kinyangi, J.M., Riha, S., Verchot, L., Recha, J.W., Pell, A.N., 2008. Reversibility of soil productivity decline with organic matter of differing quality along a degradation gradient. *Ecosystems* 11, 726-739.
- Kishimoto, S., Sugiura, G., 1985. Charcoal as a soil conditioner, In: *Symposium on Forest Products Research International: Achievements for the Future*, Vol. 5, CSIR, CSIR Pretoria, South Africa, pp. 12/23/1–12/23/15.
- Knowler, D., Bradshaw, B., 2007. Farmers' adoption of conservation agriculture: a review and synthesis of recent research. *Food Policy* 32, 25–48.
- Koopmans, A., Koppejan, J., 1997. Agricultural and forest residues-generation, utilization and availability. Paper presented at the *Regional Consultation on Modern Applications of Biomass Energy*, Kuala Lumpur, Malaysia.

- 1  
2  
3  
4  
5  
6  
7  
8  
9  
10  
11  
12  
13  
14  
15  
16  
17  
18  
19  
20  
21  
22  
23  
24  
25  
26  
27  
28  
29  
30  
31  
32  
33  
34  
35  
36  
37  
38  
39  
40  
41  
42  
43  
44  
45  
46  
47  
48  
49  
50  
51  
52  
53  
54  
55  
56  
57  
58  
59  
60  
61  
62  
63  
64  
65
- Laird, D.A., 2008. The charcoal vision: a win-win-win scenario for simultaneously producing bioenergy, permanently sequestering carbon, while improving soil and water quality. *Agronomy Journal* 100, 178-181.
- Laird, D., Fleming, P., Wang, B., Horton, R., Karlen, D., 2010. Biochar impact on nutrient leaching from a Midwestern agricultural soil. *Geoderma* 158, 436–442.
- Lehmann, J., 2007. A handful of carbon. *Nature* 447, 143–144.
- Lehmann, J., da Silva, Jr. J.P., Rondon, M., Cravo, M.DS., Greenwood, J., Nehls, T., Steiner, C., Glaser, B., 2002. Slash and char - a feasible alternative for soil fertility management in the central Amazon? In 17th World Congress of Soil Science, Bangkok, Thailand, 14- 21 August 2002. pp 1-12.
- Lehmann, J., Gaunt, J., Rondon, M., 2006. Bio-char sequestration in terrestrial ecosystems – a review. *Mitigation and Adaptation Strategies for Global Change* 11, 403–427.
- Lehmann, J., Skjemstad, J., Sohi, S., Carter, J., Barson, M., Falloon, P., Coleman, K., Woodbury, P., Krull, E., 2008. Australian climate-carbon cycle feedback reduced by soil black carbon. *Nature* 1, 832-835.
- Lehmann, J., da Silva, J.P., Steiner, C., Nehls, T., Zech, W., Glaser, B., 2003. Nutrient availability and leaching in an archaeological Anthrosol and a Ferralsol of the Central Amazon basin: fertilizer, manure and charcoal amendments. *Plant Soil* 249, 343-357.
- Liang, B. L., Solomon, J., Kinyangi, D., Grossman, J., O'Neill, J., Skjemstad, B., 2006. Black carbon increases cation exchange capacity in soils. *Soil Science Society America Journal* 70, 1719–1730.
- Major, J., Rondon, M., Molina, D., Riha, S.J., Lehmann, J., 2010. Maize yield and nutrition during 4 years after biochar application to a Colombian savanna oxisol. *Plant Soil* 333, 117–128. Doi: 10.1007/s11104-010-0327-0

- 1  
2  
3  
4  
5  
6  
7  
8  
9  
10  
11  
12  
13  
14  
15  
16  
17  
18  
19  
20  
21  
22  
23  
24  
25  
26  
27  
28  
29  
30  
31  
32  
33  
34  
35  
36  
37  
38  
39  
40  
41  
42  
43  
44  
45  
46  
47  
48  
49  
50  
51  
52  
53  
54  
55  
56  
57  
58  
59  
60  
61  
62  
63  
64  
65
- McElligott, K.M., 2011 Biochar amendments to forest soils: Effects on soil properties and tree growth. Master of Science Thesis. University of Idaho. Viewed 3 July 2012 at [http://forest.moscowfsl.wsu.edu/smp/solo/documents/GTs/McElligott-Kristin\\_Thesis.pdf](http://forest.moscowfsl.wsu.edu/smp/solo/documents/GTs/McElligott-Kristin_Thesis.pdf)
- Mikan, C.J., Abrams, M.D., 1995. Altered forest composition and soil properties of historic charcoal hearths in southeastern Pennsylvania. *Canadian Journal of Forest Research* 25, 687-696.
- Mukherjee, A., Lal, R., 2013. Biochar impacts on soil physical properties and greenhouse gas emissions. *Agronomy* 3, 311-318.
- Mukome, F.N., Six, J., Parikh, S.J., 2013. The effects of walnut shell and wood feedstock biochar amendments on greenhouse gas emissions from a fertile soil. *Geoderma* 200, 90-98.
- Novak, J.M., Busscher, W.J., Laird, D.L., Ahmedna, M., Watts, D.W., Niandou, M.A.S., 2009. Impact of biochar amendment on fertility of a southeastern coastal plain soil. *Soil Science* 174, 105-112.
- Nyamapfene, K., 1991. *Soils of Zimbabwe*. Nehanda Publishers, Harare.
- Ogawa, M., Okimori, Y., 2010. Pioneering works in biochar research: Japan. *Soil Research* 48, 489–500. Doi: 10.1071/SR10006
- Parikh, J., Channiwala, S.A., Ghosal, G.K., 2005. A correlation for calculating HHV from proximate analysis of solid fuels. *Fuel* 84, 487-494.
- Rillig, M.C., Wagner, M., Salem, M., Antunes, P.M., George, C., Ramke, H-G., Titirici, M.-M., Antonietti, M., 2010. Material derived from hydrothermal carbonization: effects on plant growth and arbuscular mycorrhiza. *Applied Soil Ecology* 45, 238-242.
- Rockström, J., Kaumbutho, P., Mwalley, J., Nzabi, A.W., Temesgen, M., Mawenya, L., Barron, J., Mutua, J., Damgaard-Larsen, S., 2009. Conservation farming strategies in

- 1 East and Southern Africa: Yields and rain water productivity from on-farm action  
2 research. *Soil and Tillage Research* 103, 23-32.  
3  
4  
5 Rockström, J., 2003. Resilience building and water demand management for drought  
6 mitigation. *Physics and Chemistry of the Earth* 28, 869–877.  
7  
8  
9 Rondon, M.A., Molina, D., Hurtado, M., Ramirez, J., Lehmann, J., Major, J., Amezquita, E.,  
10 2006. Enhancing the productivity of crops and grasses while reducing greenhouse gas  
11 emissions through bio-char amendments to unfertile tropical soils. In: Proceedings of  
12 the 18th World Congress of Soil Science, Philadelphia, PA, July 9-15, 2006,  
13 Presentation No. 138-68.  
14  
15  
16 Rondon, M., Ramirez, J.A., Lehmann, J., 2005. Charcoal additions reduce net emissions of  
17 greenhouse gases to the atmosphere. In: Proceedings of the 3rd USDA Symposium on  
18 Greenhouse Gases and Carbon Sequestration in Agriculture and Forestry, 2005 Mar  
19 21–24; Baltimore, MD: University of Delaware Press.  
20  
21  
22 Sika, M.P., Hardie, A.G., 2013. Effect of pine wood biochar on ammonium nitrate leaching  
23 and availability in a South African sandy soil. *European Journal of Soil Science* Doi:  
24 10.1111/ejss.12082.  
25  
26  
27 Smith, P., Martino, D., Cai, Z., Gwary, D., Janzen, H.H., Kumar, P., McCarl, B., Ogle, S.,  
28 O'Mara, F., Rice, C., Scholes, R.J., Sirotenko, O., Howden, M., McAllister, T., Pan,  
29 G., Romanenkov, V., Schneider, U., Towprayoon, S., Wattenbach, M., Smith, J.U.,  
30 2006. Greenhouse gas mitigation in agriculture. *Philosophical Transactions of the*  
31 *Royal Society B.* 363(1492), 789-813.  
32  
33  
34 Solaiman, S.M., Murphy, D.V., Abbott, L.K., 2012. Biochars influence seed germination and  
35 early growth of seedlings. *Plant and Soil* DOI 10.1007/s11104-011-1031-4.  
36  
37  
38  
39  
40  
41  
42  
43  
44  
45  
46  
47  
48  
49  
50  
51  
52  
53  
54  
55  
56  
57  
58  
59  
60  
61  
62  
63  
64  
65

- 1 Steiner, C., Das, K.C., Melear, N., Lakly, D., 2010. Reducing nitrogen loss during poultry  
2 litter composting using biochar. *Journal of Environmental Quality* 39, 1236–1242. Doi:  
3 10.2134/jeq2009.0337.  
4  
5  
6 Steiner, C., Glaser, B., Teixeira, W., Lehmann, J., Blum, W.E.H., Zech, W., 2008. Nitrogen  
7 retention and plant uptake on a highly weathered central Amazonian Ferralsol amended  
8 with compost and charcoal. *Journal of Plant Nutrition and Soil Science* 171, 893–899.  
9  
10 Steiner, C., Teixeira, W.G., Lehmann, J., Nehls, T., de Macedo, J.L.V., Blum, W.E.H., Zech,  
11 W., 2007. Long term effects of manure, charcoal and mineral fertilization on crop  
12 production and fertility on a highly weathered Central Amazonian upland soil. *Plant*  
13 *Soil* 291, 275–290.  
14  
15 Sukiran, M.A., Kheang, L.S., Bakar, N.A., May, C.Y., 2011. Production and characterization  
16 of bio-char from the pyrolysis of empty fruit bunches. *American Journal of Applied*  
17 *Sciences* 8 (10), 984-988.  
18  
19 Taghizadeh-Toosi, A., Clough, T.J., Condon, L.M., Sherlock, R.R., Anderson, C.R., Craigie,  
20 R.A., 2011. Biochar incorporation into pasture soil suppresses in situ nitrous oxide  
21 emissions from ruminant urine patches. *Journal of Environmental Quality* 40, 468–476.  
22  
23 Thebe, T.A., Mangore, E.N., 2012. Wastewater production, treatment, and use in Zimbabwe.  
24 In: *Proceedings of the 3rd UN-Water regional workshop on the safe use of wastewater*  
25 *in agriculture, Johannesburg, 26-28 September, 2012.*  
26  
27 Thies, J., Rillig, M., 2009. Characteristics of biochar: biological properties. In: Lehmann, J.,  
28 Joseph, S. (Eds). *Biochar for Environmental Management: Science and Technology.*  
29 Earthscan, London.  
30  
31 Torres, D., 2011. Biochar production with cook stoves and use as a soil conditioner in  
32 Western Kenya. MSc thesis. Cornell University. Ithaca, NY.  
33  
34  
35  
36  
37  
38  
39  
40  
41  
42  
43  
44  
45  
46  
47  
48  
49  
50  
51  
52  
53  
54  
55  
56  
57  
58  
59  
60  
61  
62  
63  
64  
65



- 1  
2  
3  
4  
5  
6  
7  
8  
9  
10  
11  
12  
13  
14  
15  
16  
17  
18  
19  
20  
21  
22  
23  
24  
25  
26  
27  
28  
29  
30  
31  
32  
33  
34  
35  
36  
37  
38  
39  
40  
41  
42  
43  
44  
45  
46  
47  
48  
49  
50  
51  
52  
53  
54  
55  
56  
57  
58  
59  
60  
61  
62  
63  
64  
65
- Torres-Rojas, D., Lehmann, J., Hobbs, P., Joseph, S., Neufeldt, H., 2011. Biomass availability, energy consumption and biochar production in rural households of Western Kenya. *Biomass and Bioenergy* 35, 3537-3546.
- Utomo, W.H., Kusuma, Z., Nugroho, W.H., 2011. Soil fertility status, nutrient uptake, and maize (*Zea mays* L.) yield following biochar and cattle manure application on sandy soils of Lombok, Indonesia. *Journal of Tropical Agriculture* 49(1/2), 47-52.
- van Zwieten, L., Kimber, S., Morris, S., Chan, K.Y., Downie, A., Rust, J., Joseph, S., Cowie, A., 2010. Effects of biochar from slow pyrolysis of papermill waste on agronomic performance and soil fertility. *Plant Soil* 327, 235-246.
- Verma, M., Godbout, S., Brar, S.K., Solomatnikova, O., Lemay, S.P., Larouche, J.P., 2012. Biofuels production from biomass by thermochemical conversion technologies. *International Journal of Chemical Engineering*, 1-18. Doi:10.1155/2012/542426
- Verheijen, F., Jeffery, S., Bastos, A.C., van der Velde, M., Diafas, I., 2010. Biochar application to soils. A critical scientific review of effects on soil properties, processes and functions. EUR 24099 EN – 2010.
- Warnock, D.D., Lehmann, J., Kuyper, T.W., Rillig, M.C., 2007. Mycorrhizal responses to biochar in soil—concepts and mechanisms. *Plant Soil* 300, 9–20.
- Whitman, T., Nicholson, C.F., Torres, D., Lehmann, J., 2011. Climate change impact of biochar cook stoves in western Kenyan farm households: System dynamics model analysis. *Environmental Science and Technology* 45, 3687–3694.
- Winsley, P., 2007. Biochar and bioenergy production for climate change. *New Zealand Science Review* 64 (1), 1-10.
- Woolf, D., 2008. Biochar as a soil amendment: A review of the environmental implications. Swansea University. International Rice Research Institute, Black Soil, Green Rice, Rice Today; April–June 2007.

- 1 Yanai, Y., Toyota, K., Okazaki, M., 2007. Effects of charcoal addition on N<sub>2</sub>O emissions  
2 from soil resulting from rewetting air-dried soil in short term laboratory experiments.  
3  
4 Soil and Plant Nutrition 53, 181-188.  
5  
6
- 7 Yao, Y., Gao, B., Inyang, M., Zimmerman, A.R., Cao, X., Pullammanappallil, P., Yang, L.,  
8  
9 2011. Biochar derived from anaerobically digested sugar beet tailings: characterization  
10 and phosphate removal potential. Bioresource Technology 102, 6273-6278.  
11  
12  
13
- 14 Yeboah, E., Ofori, P., Quansah, G.W., Dugan, E., Sohi, S.P., 2009. Improving soil  
15  
16 productivity through biochar amendments to soils. African Journal of Environmental  
17  
18 Science and Technology 3 (2), 034-041.  
19  
20
- 21 Yu, X.Y., Ying, G.G., Kookana, R.S., 2006. Sorption and desorption behaviours of diuron in  
22  
23 soils amended with charcoal. Journal of Agriculture and Food Chemistry 54, 8545–  
24  
25 8550.  
26  
27
- 28 Zhang, A., Liu, Y., Pan, G., Hussain, Q., Li, L., Zheng, J., Zhang, X., 2011. Effect of biochar  
29  
30 amendment on maize yield and greenhouse gas emissions from a soil organic carbon  
31  
32 poor calcareous loamy soil from Central China Plain. Plant Soil Doi: 10.1007/s11104-  
33  
34 011-0957-x.  
35  
36  
37
- 38 Zhang, P., Sheng, G.Y., Feng, Y.H., Miller, D.M., 2006. Predominance of char sorption over  
39  
40 substrate concentration and soil pH in influencing biodegradation of benzonitrile.  
41  
42 Biodegradation 17, 1–8.  
43  
44
- 45 Zimmerman, A., 2010. Abiotic and microbial oxidation of laboratory-produced black carbon  
46  
47 (biochar). Environmental Science and Technology 44(4), 1295e301.  
48  
49  
50  
51  
52  
53  
54  
55  
56  
57  
58  
59  
60  
61  
62  
63  
64  
65

**Figure captions:**

**Fig. 1.** Summary depiction of biochar technology in sub-Saharan Africa indicating potential feedstocks (A), pyrolysis systems (B), potential applications in agriculture, environmental management and energy provision (C) and predicted impacts (D).

**Fig.2.** Examples of pyrolysis reactor designs for biochar production. (A): continuous auger/screw pyrolyser (based on Verma et al., 2012), (B): batch insulated drum kiln designed and fabricated in Zimbabwe from locally available materials (Source: Willis Gwenzi) and (C): pyrolytic cookstoves for simultaneous heating and biochar production. C-1: A TLUD cookstove in use in Kenya (Photo courtesy of African Christians Organization Network, ACON, <http://www.aconetwork.weebly.com>), (C-2): Sampada stove (Courtesy of Samuchit Enviro Tech Pvt Ltd, <http://www.samuchit.com/>) and (C-3): Anila stove originally designed by Professor RV Ravikumar of the University of Mysore, India

**Fig. 3.** Barriers to the production and application of biochar and its co-products in sub-Saharan Africa and possible interventions.

**Table captions** (*Supplementary Material*):

**Table SM1** (*Supplementary Material*)

Annual estimates of available feedstocks and quantities of biochar, bio-oil and synthetic gas (syngas) quantities than can be produced in Zimbabwe

**Table SM2** (*Supplementary Material*)

Selected physical and chemical properties of biochar and the related applications

**Table SM3** (*Supplementary Material*)

Effect of biochar application on yields of selected crops

**Table SM4** (*Supplementary Material*)

Comparison of calorific values expressed as higher heating values (HHV) of pyrolysis products to traditional sources of energy

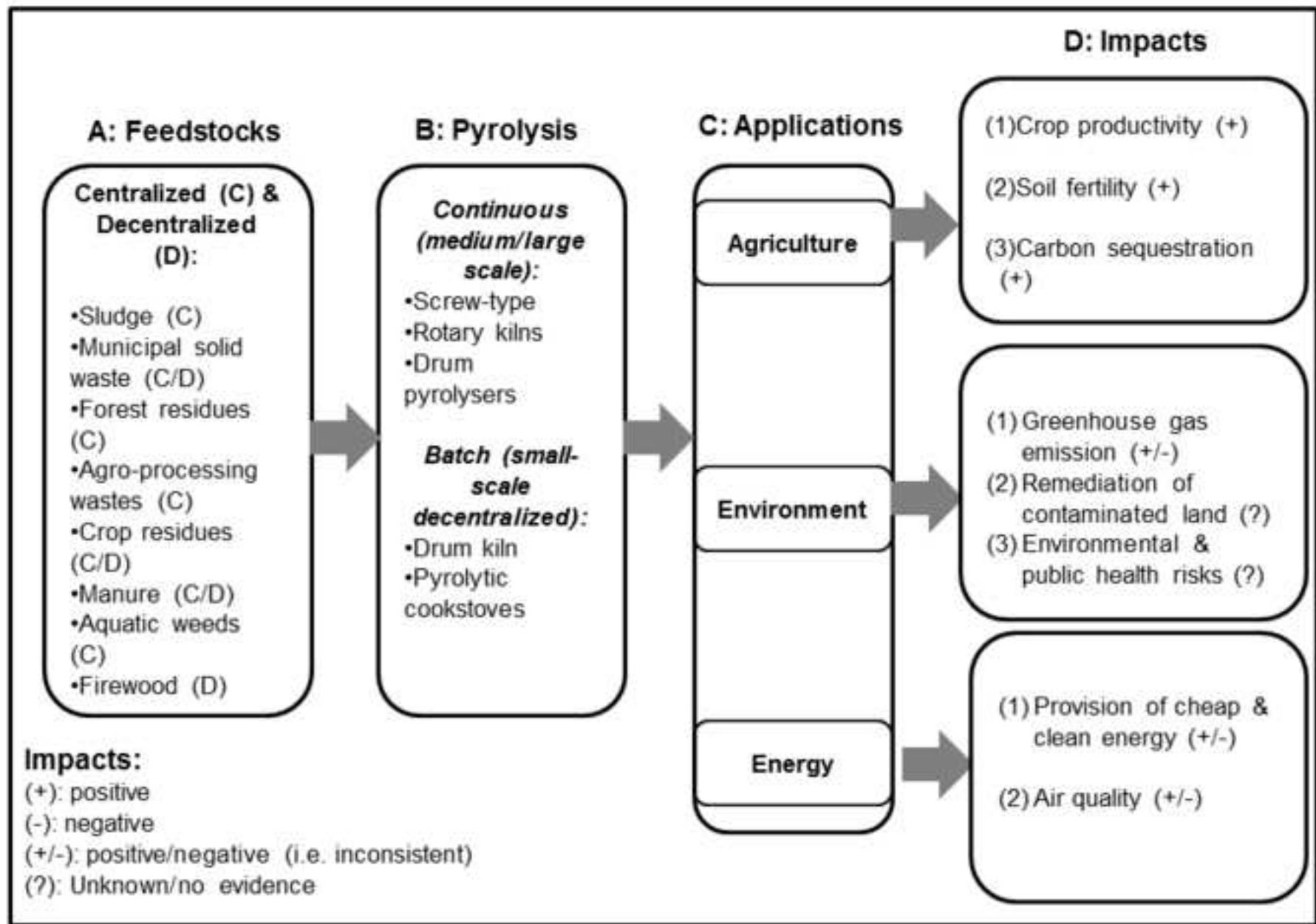

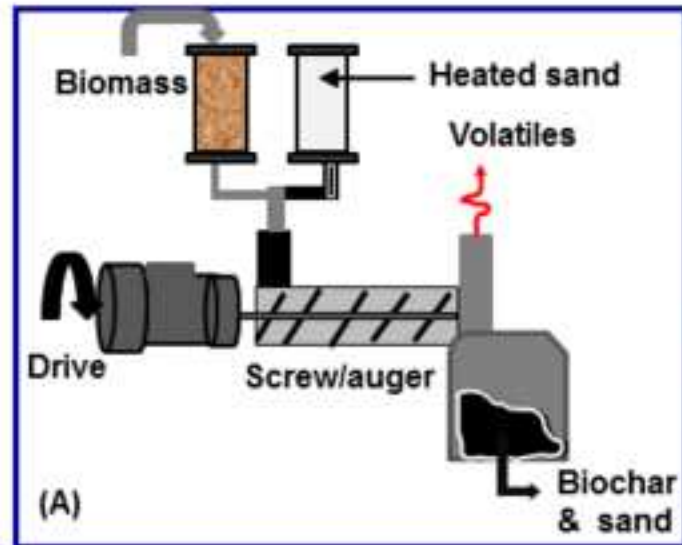


Fig. 1

Figure 2  
[Click here to download high resolution image](#)



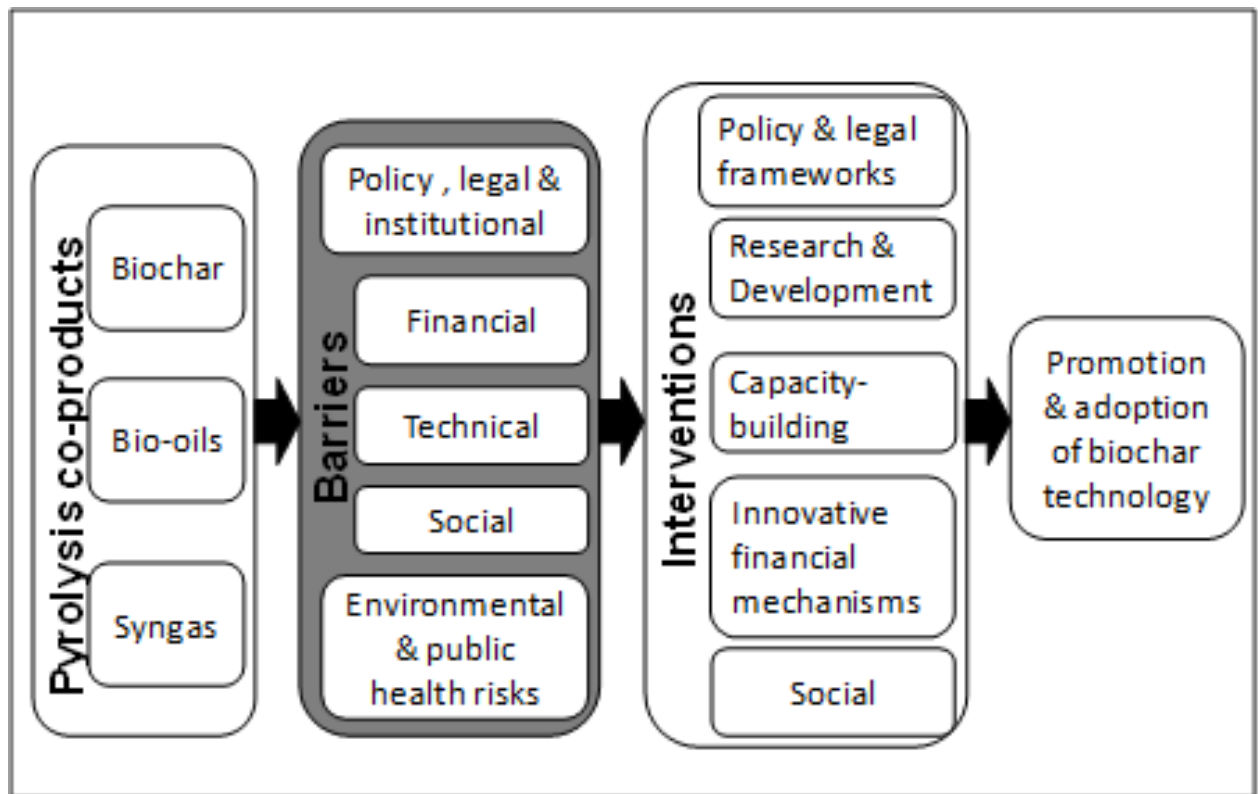


Fig. 3

**Table SM1** (*Supplementary Material*)

<b>Feedstock type</b>	<b>Quantity (t yr<sup>-1</sup>)</b>	<b>Current practice</b>	<b>Biochar yield (t yr<sup>-1</sup>)<sup>a</sup></b>	<b>Bio-oil (t yr<sup>-1</sup>)<sup>a</sup></b>	<b>Syngas (t yr<sup>-1</sup>)<sup>a</sup></b>
Manure	8,697,585 <sup>d</sup>	Stockpiling & land application	3,044,155	1,534,868	3,044,155
Firewood	1,000,000 <sup>b</sup>	Three-stone stove producing ash	350,000	-	-
Sewage sludge	154,230 <sup>c</sup>	Stockpiling & land application	53,981	27,217	53,981
Municipal solid waste	14,416 <sup>c</sup>	Burning, dumping & landfilling	5,046	2,544	5,046
Crop residues	1,300 <sup>d</sup>	Burning, land application & grazing	455	229	455
Agro-industry waste	1,300 <sup>d</sup>	Stockpiling, dumping & landfilling	455	229	455
Forest residues	650 <sup>d</sup>	Stockpiling & burning	228	114	278
<b>Total</b>	<b>9,869,481</b>		<b>3,454,318</b>	<b>1,741,673</b>	<b>3,104,318</b>

a: Estimates based on slow pyrolysis, which produces 35% biochar, 35% syngas and 30% bio-oil with 70% water (Verheijen et al., 2006).

b: estimated based on Zimbabwe's rural population (FAOSTAT, 2013), average of eight people per household, and feedstock conversion efficiency of about 0.5 and 0.5 t of biochar per household per year using pyrolytic stoves with no recovery of bio-oil and syngas (Torres, 2011; Torres-Rojas et al., 2011).

c: Estimates based population data from FAOSTAT (2013) and Thebe and Mangore (2012) and a daily sewage production per capita 30 kg per capita per day (UN-Habitat, 2008).

d: Estimates based on published production data (FAOSTAT, 2013), manure production per head (Brandjies et al., 1986) and product-to-waste ratios (Aina, 2006; Koopmans and Koppejan, 1997).



1 **Table SM2** (*Supplementary Material*)

2

	<b>Typical values</b>	<b>Application and implications</b>	<b>References</b>
<i>Physical properties</i>			
BET surface area	43.6-115 m <sup>2</sup> g <sup>-1</sup>	Adsorbent, and nutrient and water retention	van Zwieten et al., 2009; Zhang et al., 2011
Bulk density	300 kg m <sup>-3</sup>	Reduced bulk density and improved porosity	Zhang et al., 2011
Stability or residence times	100s-1000s years i.e. 10-1000 times that of most soil carbon	Increases carbon pool in agricultural soils	Verheijen et al., 2010
Water holding capacity	75-247%	Improves plant-available water in soils	Solaiman et al., 2012
High heating value (HHV)	12.8-21.6	Energy source in form of biochar briquettes or pyrolytic stoves	Brown, 2009
<i>Chemical properties</i>			
pH (H <sub>2</sub> O)	Typically neutral to basic (7.6-10.4)	Neutralization or liming of acid soils	Laird et al., 2010 ; Taghizadeh-Toosi et al., 2011; Zhang et al., 2011
Cation exchange capacity (CEC)	Low (8-40 000 cmol <sub>c</sub> kg <sup>-1</sup> ) but increases with aging	Nutrient and contaminant retention, adsorption of cationic contaminants such as heavy metals	Brown, 2009; Major et al., 2010; Taghizadeh-Toosi et al., 2011; Verheijen et al., 2010
Organic carbon	293-784 g kg <sup>-1</sup>	Carbon sequestration and increased CEC	Solaiman et al., 2012; Zhang et al., 2011
Total Nitrogen (N)	3.2-7.7 g kg <sup>-1</sup>	Plant nutrient	Zhang et al., 2011
C: N ratio	High (56-266)	Potential for N immobilization	Solaiman et al., 2012

3

4

5

6

7

1 **Table SM3** (*Supplementary Material*)

2

Location	Soil type	Crop	Biochar rate	Yield increase	References	Remarks
Brazil, tropical	Clay, Xanthic Ferralsol	Rice	secondary forest wood, 11 t ha <sup>-1</sup>	Doubled grain production	Steiner et al., 2007	Only if fertilized with NPK
Columbia	Oxisol	Maize	8 and 20 t ha <sup>-1</sup>	Progressive increase from 28 to 140% over 4 years	Major et al., 2010	Liming effect, and increased availability of Ca and Mg
Western Kenya, bimodal rainfall	Light- and heavy-textured Ultisol	Maize	6 t C ha <sup>-1</sup>	Up to 2.9 t ha <sup>-1</sup> more than the control	Kimetu et al., 2008	Reduced N immobilization due to reduced decomposition of biochar
Zambia	Various	Maize	Maize char up to 4t ha <sup>-1</sup> Charcoal dust up to 4 t ha <sup>-1</sup>	Between 80% and over 400% of the control	Cornelissen et al., 2013	Variable
Norfolk, southeastern U.S. Coastal Plain	kaolinitic, thermic, typic kanditidult		Up to 2% on a weight basis		Novak et al., 2009	Higher sorption capacity of biochar for selective nutrients (especially Ca, P, Zn and Mn).
Ghana	Sandy loam and silty loam	Maize	3 t ha <sup>-1</sup>	6% more root biomass production	Yeboah et al., 2009	Up to 5% increase in N recovery
Indonesia	sandy loam	Maize	cattle dung and coconut shell, 15 t ha <sup>-1</sup>	Up to 5.9 t ha <sup>-1</sup>	Utomo et al., 2011	Increased CEC, slower decomposition

3

4

5

6

1 **Table SM4** (*Supplementary Material*)

2

Energy source	HHV (MJ kg <sup>-1</sup> )	References
<i>Pyrolysis products:</i> Slow pyrolysis biochar	28.7-29.3	Woolf, 2008
Fast pyrolysis biochar	31.8-32.1	Woolf, 2008
Moderate pyrolysis biochar	31.1-31.6	Woolf, 2008
Synthetic gas (syngas)	11.1-12.8	Bockelie et al., 2003
Bio-oils	17.0	Laird, 2008
Firewood or forest residues	18.6 - 21.1	Jenkins et al., 1998; Parikh et al., 2005; Woolf, 2008
Crop residues	15.8 - 20.5	Parikh et al., 2005
Charcoal:	33	Parikh et al., 2005
Coal:	24.0-31.0	Parikh et al., 2005
Coke	32.4	Parikh et al., 2005
Cow dung	6.3-13.4	Sweeten et al., 2006

3

4

5

6

7

8

9

10

11

12

13

14

15

16