

# Information Sharing Networks and Rates of Incidental Catch




Michele Barnes-Mauthe<sup>1,2\*</sup>, John Lynham<sup>3</sup>, Kolter Kalberg<sup>2</sup> & PingSun Leung<sup>1</sup>


<sup>1</sup>Dept. of Natural Resources & Environmental Management, U. of Hawaii

<sup>2</sup>Joint Institute for Marine & Atmospheric Research, U. of Hawaii

<sup>3</sup>Dept. of Economics, U. of Hawaii



# Social Networks Matter




# Social Networks and Fisheries




wallpaperup.com



# Social Networks and Fisheries



# Social Networks and Fisheries





# Study System

## Hawaii's Pelagic Longline Fishery (HLF)

Targets: Tuna & Swordfish

Vietnamese-American (V-A)


~ 56 vessels

European-American (E-A)

~ 41 vessels

Korean-American (K-A)

~ 24 vessels



# Social Network Data

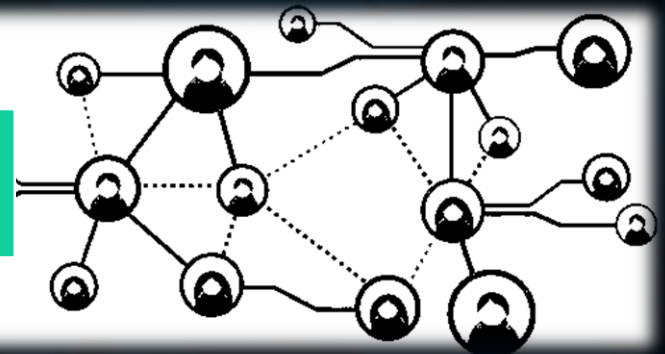
## Hawaii's Pelagic Longline Fishery (HLF)

Who do you share useful information with about fishing that you feel is valuable for your fishing success?

Other fishers, industry leaders, scientists, government or management officials, people from other ethnic groups?



**95% response rate**





# Research Questions

## NETWORK CHARACTERISTICS 2013, *Ecology & Society*

1. *Structure*: How are fishers connected?

## NETWORK ANTECEDANTS 2014, *Env. Management (in review)*

2. *Ties/locations*: Who is well connected, and what are the social capital implications?

## NETWORK OUTCOMES In prep.

3. *Environmental*: Rates of incidental catch?

4. *Economic*: Fisher productivity?



# Research Questions

## NETWORK CHARACTERISTICS 2013, *Ecology & Society*

1. *Structure*: How are fishers connected?

## NETWORK ANTECEDANTS 2014, *Env. Management (in review)*

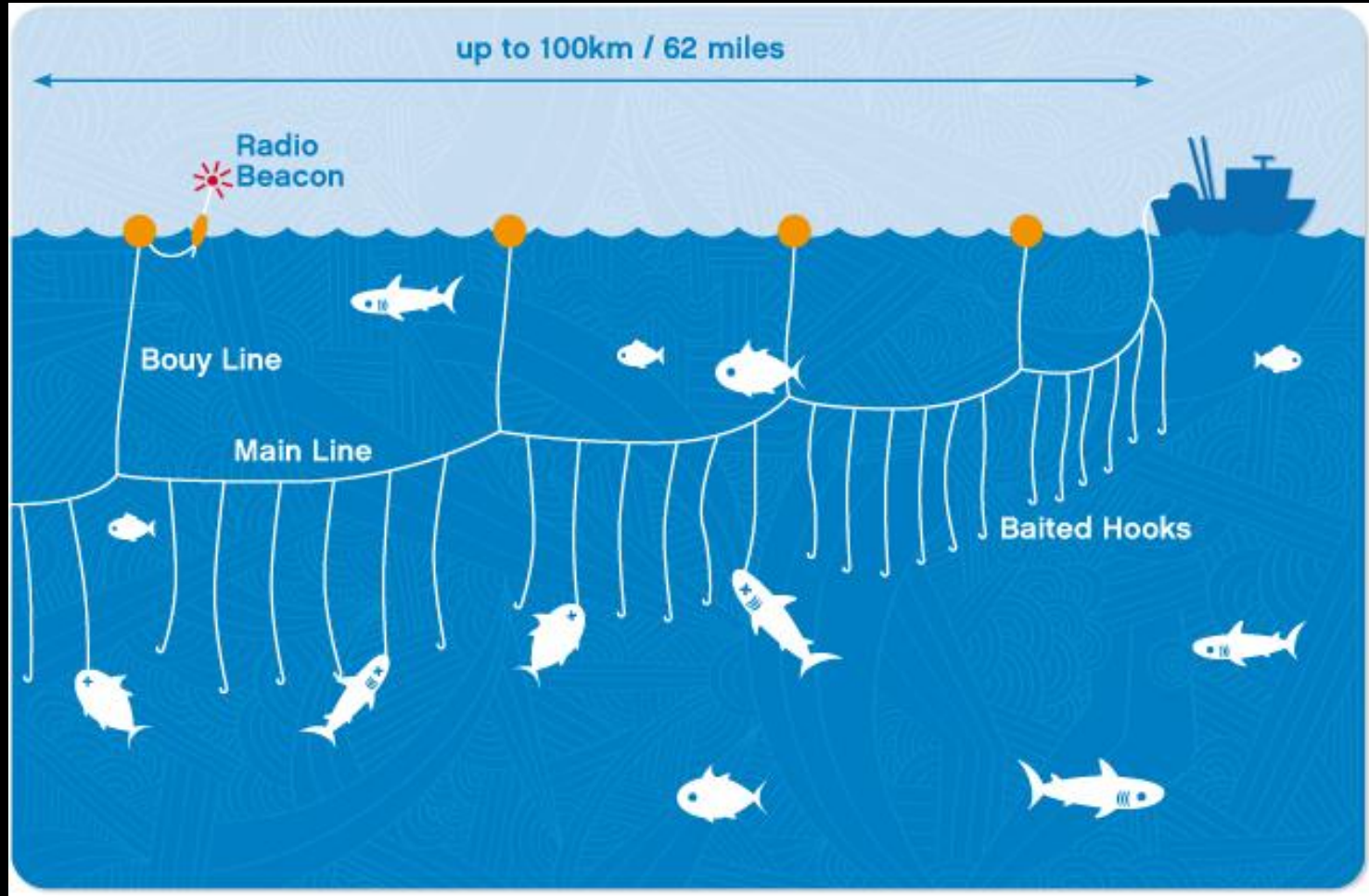
2. *Ties/locations*: Who is well connected, and what are the social capital implications?

## NETWORK OUTCOMES In prep.

3. *Environmental*: Rates of incidental catch?

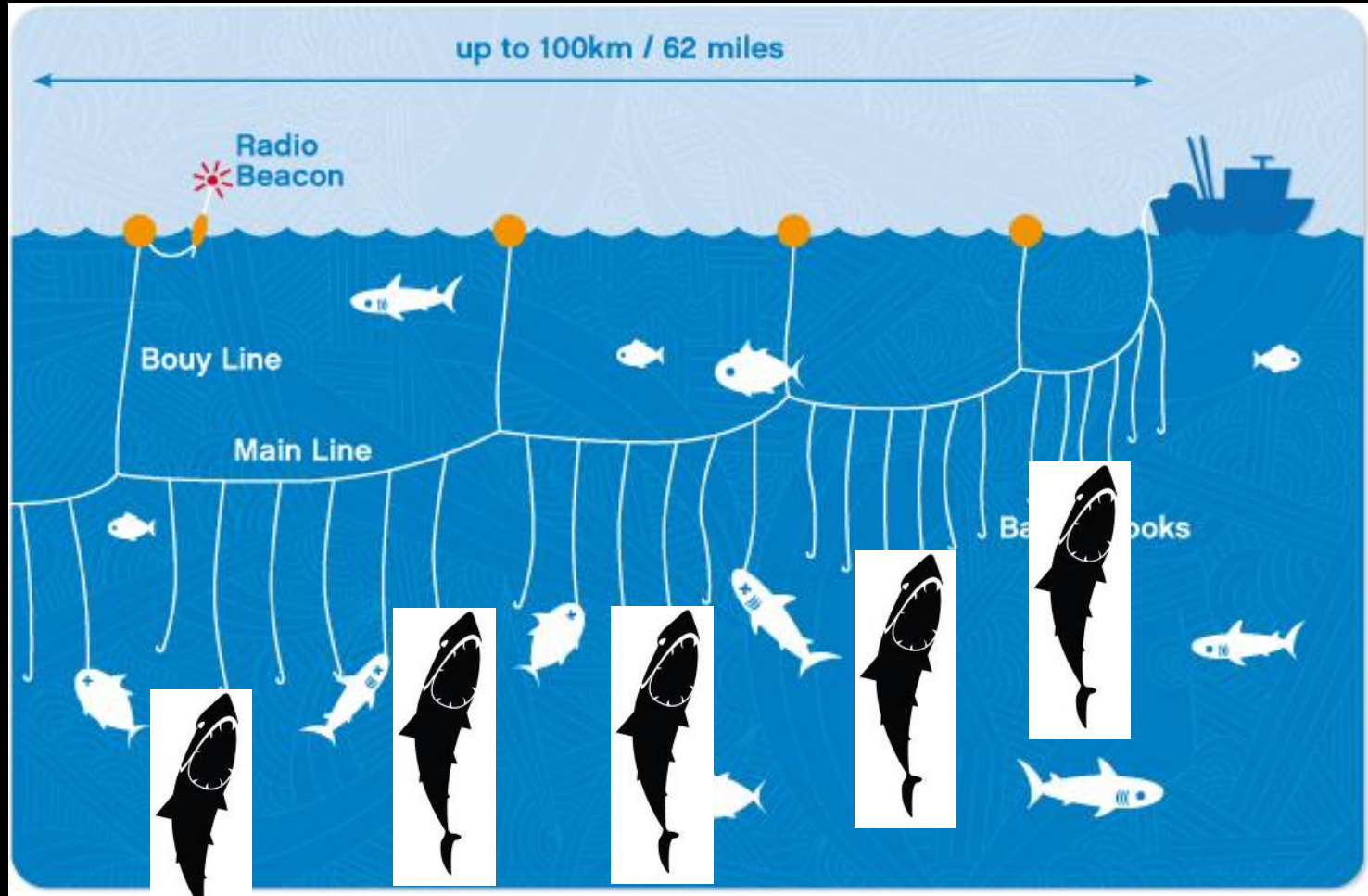
4. *Economic*: Fisher productivity?

# Bycatch: an environmental and economic problem





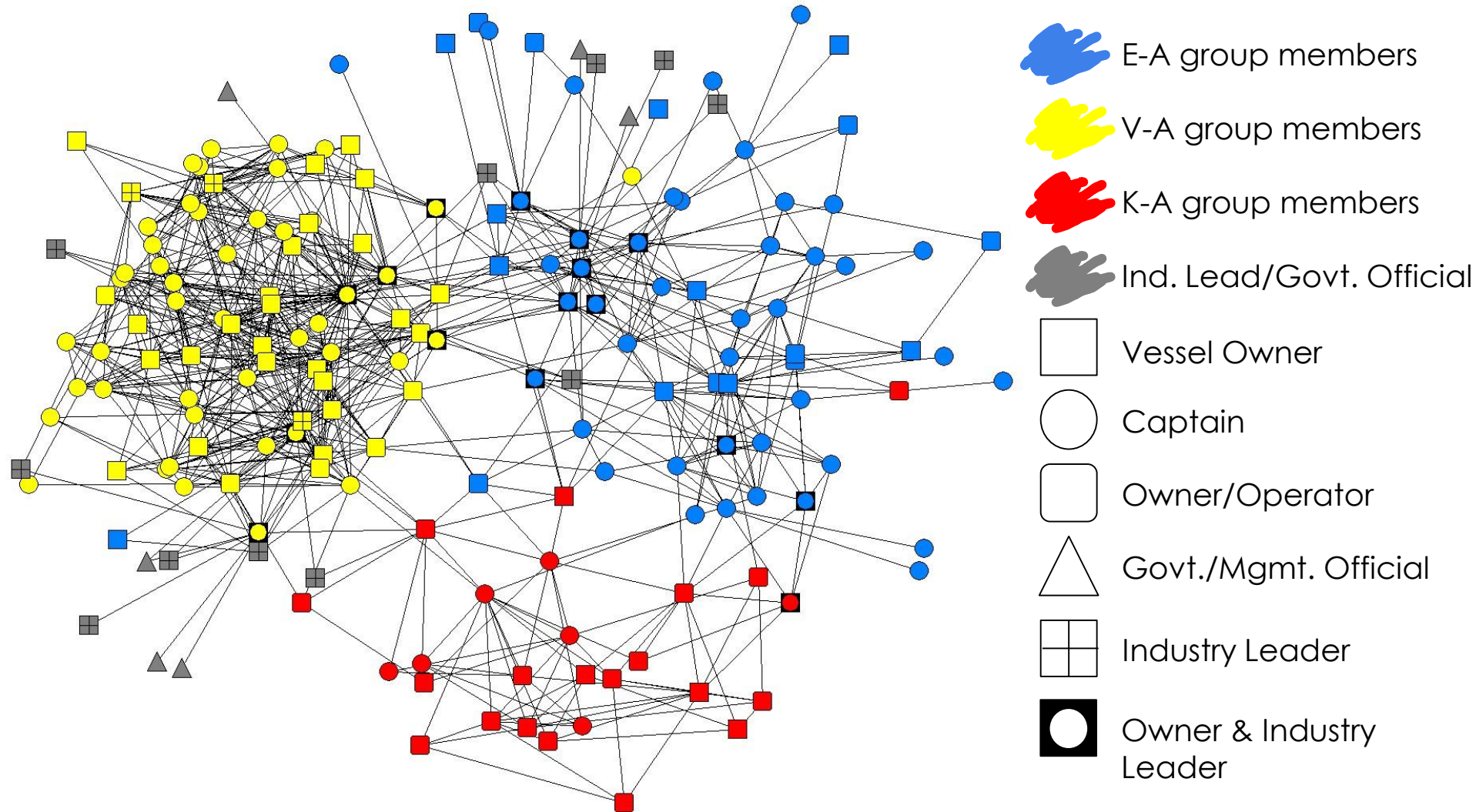
# Bycatch: an environmental and economic problem



afma.gov.au

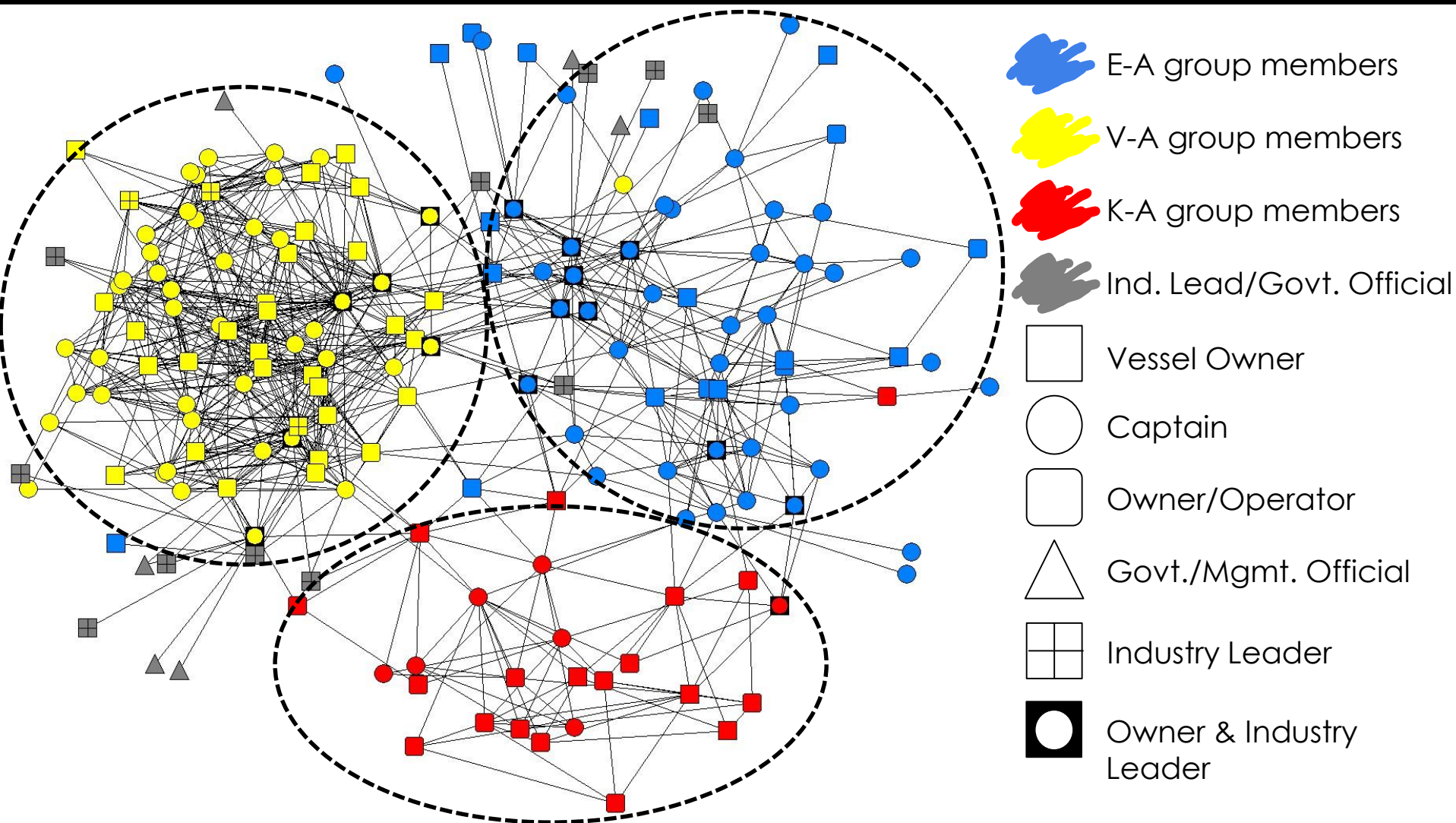
Information sharing to mitigate bycatch?

# HLF Information Sharing Network





# Network Homophily



Adapted from Barnes-Mauthe et al. 2013. *Ecology and Society* **18**(1):23

# Data & Methods

**Data:** Information sharing social network/socio-demographic data linked to NOAA fisheries observer data ( $n = 100$  fishers)

**Network Groups:** defined by homophily and reciprocal components

**Models:** Negative Binomial Regression

- **Dependent variable:** shark/1,000 hooks across all bigeye tuna sets from 2008-2011 ( $n = 8,795$ )
- **Controls:** target species/1,000 hooks, vessel length, set location, soak time, temperature, bait type and seasonality
- **Std. errors** clustered at the individual fisher level





# Shark Bycatch Rates, by Network

V-A Network

$\mu = 2.35$

$\sigma = 2.54$

E-A Network




$\mu = 1.66$

$\sigma = 1.94$

K-A Network

$\mu = 1.76$

$\sigma = 2.34$

-  E-A group members
-  V-A group members
-  K-A group members
-  Ind. Lead/Govt. Official
-  Vessel Owner
-  Captain
-  Owner/Operator
-  Govt./Mgmt. Official
-  Industry Leader
-  Owner & Industry Leader

# Shark Bycatch Rates, by Network

V-A Network

$$\mu = 2.35$$

$$\sigma = 2.54$$

E-A Network



$$\mu = 1.66$$

$$\sigma = 1.94$$

K-A Network

$$\mu = 1.76$$

$$\sigma = 2.34$$

-  E-A group members
-  V-A group members
-  K-A group members
-  Ind. Lead/Govt. Official
-  Vessel Owner
-  Captain
-  Owner/Operator
-  Govt./Mgmt. Official
-  Industry Leader
-  Owner & Industry Leader



# Shark Bycatch Rates, by Network

V-A Network

$$\mu = 2.35$$

$$\sigma = 2.54$$

E-A Network




$$\mu = 1.66$$

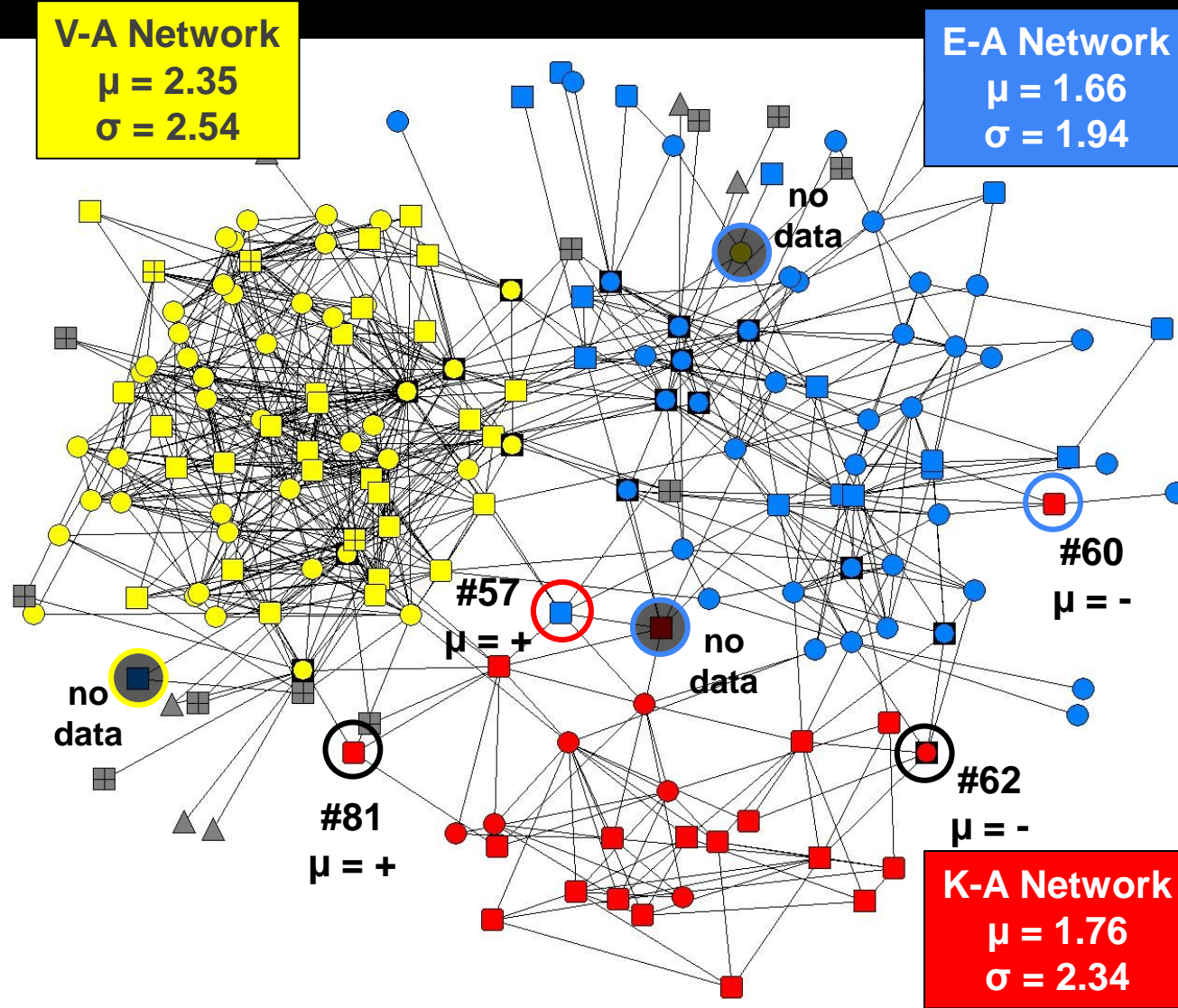
$$\sigma = 1.94$$

K-A Network

$$\mu = 1.76$$

$$\sigma = 2.34$$

-  E-A group members
-  V-A group members
-  K-A group members
-  Ind. Lead/Govt. Official
-  Vessel Owner
-  Captain
-  Owner/Operator
-  Govt./Mgmt. Official
-  Industry Leader
-  Owner & Industry Leader









# Shark Bycatch Rates, by Network

V-A Network

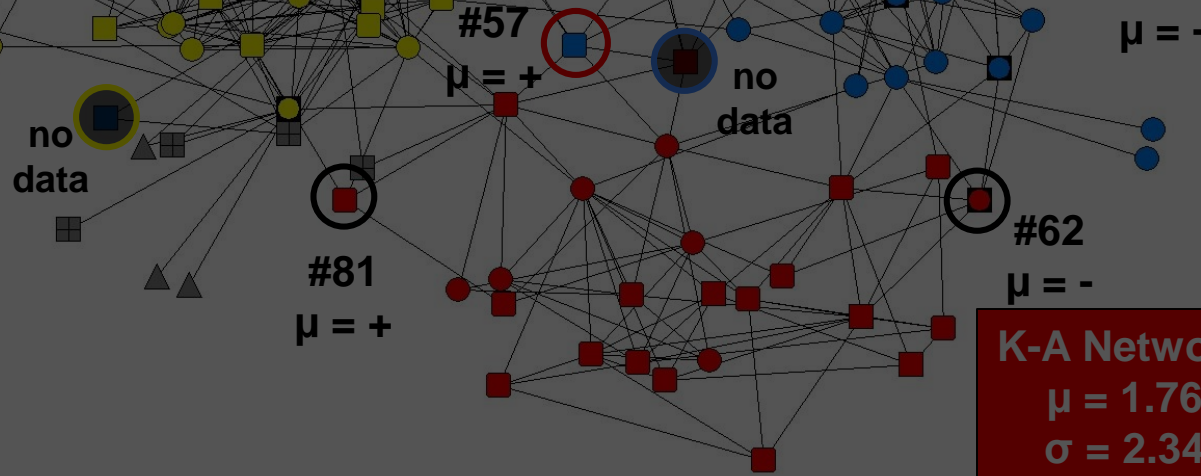
$\mu = 2.35$   
 $\sigma = 2.54$

E-A Network

$\mu = 1.66$   
 $\sigma = 1.94$

-  E-A group members
-  V-A group members
-  K-A group members
-  Ind. Lead/Govt. Official

Outliers are acting much more like their network, rather than their ethnic group

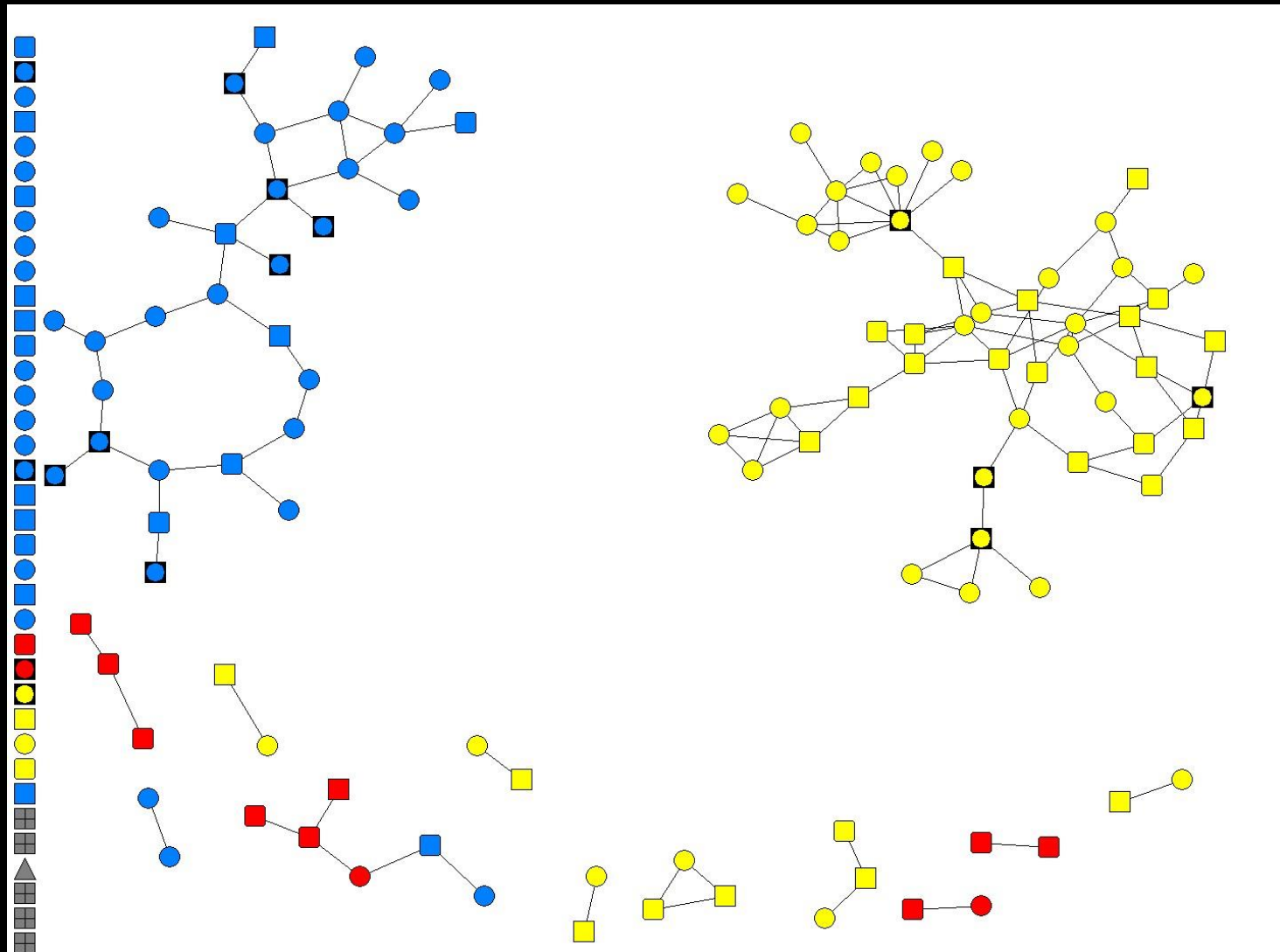


K-A Network

$\mu = 1.76$   
 $\sigma = 2.34$

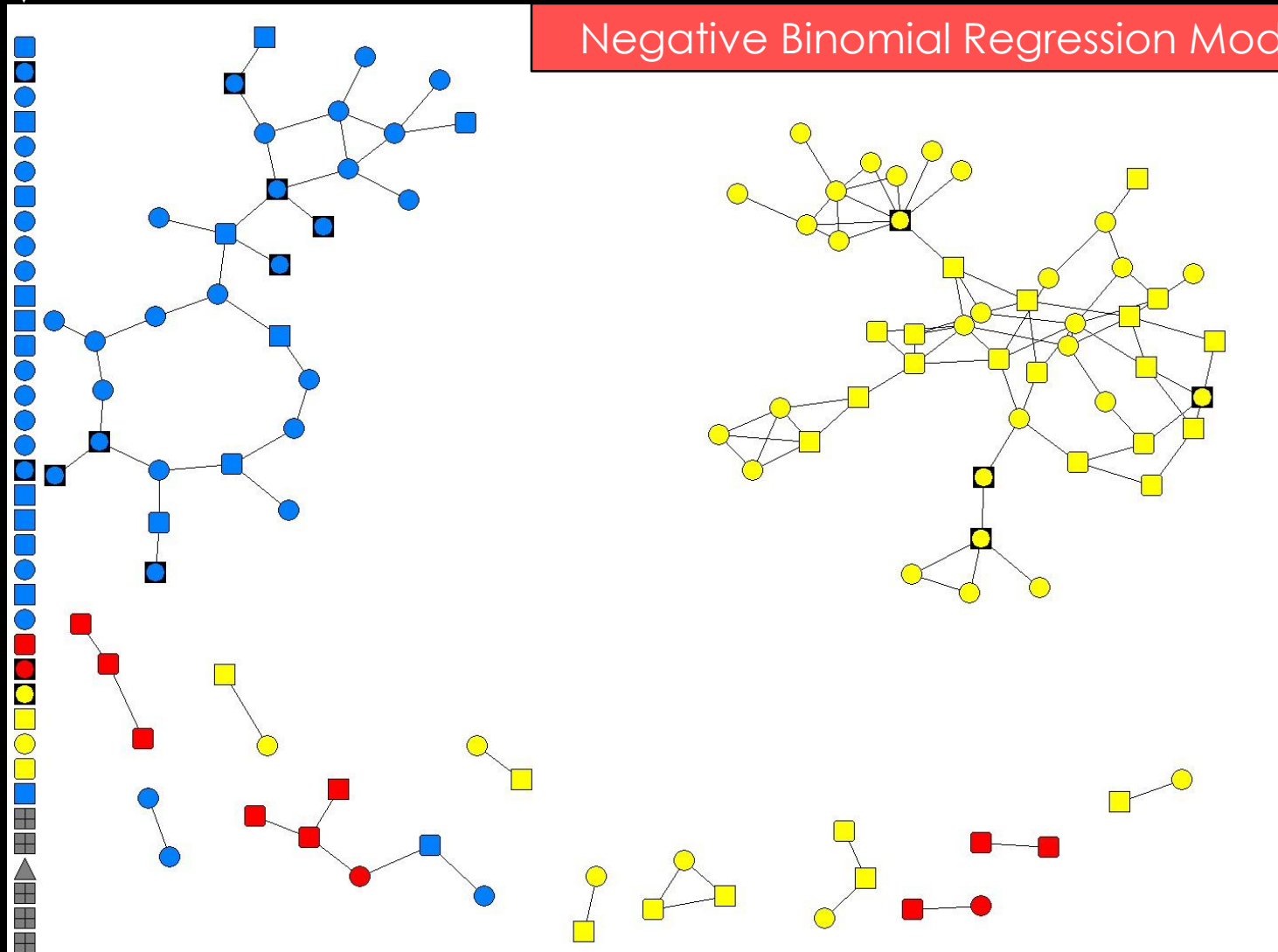
-  Owner/Operator
-  Govt./Mgmt. Official
-  Industry Leader
-  Owner & Industry Leader

# Reciprocal Ties



# Reciprocal Ties

Base

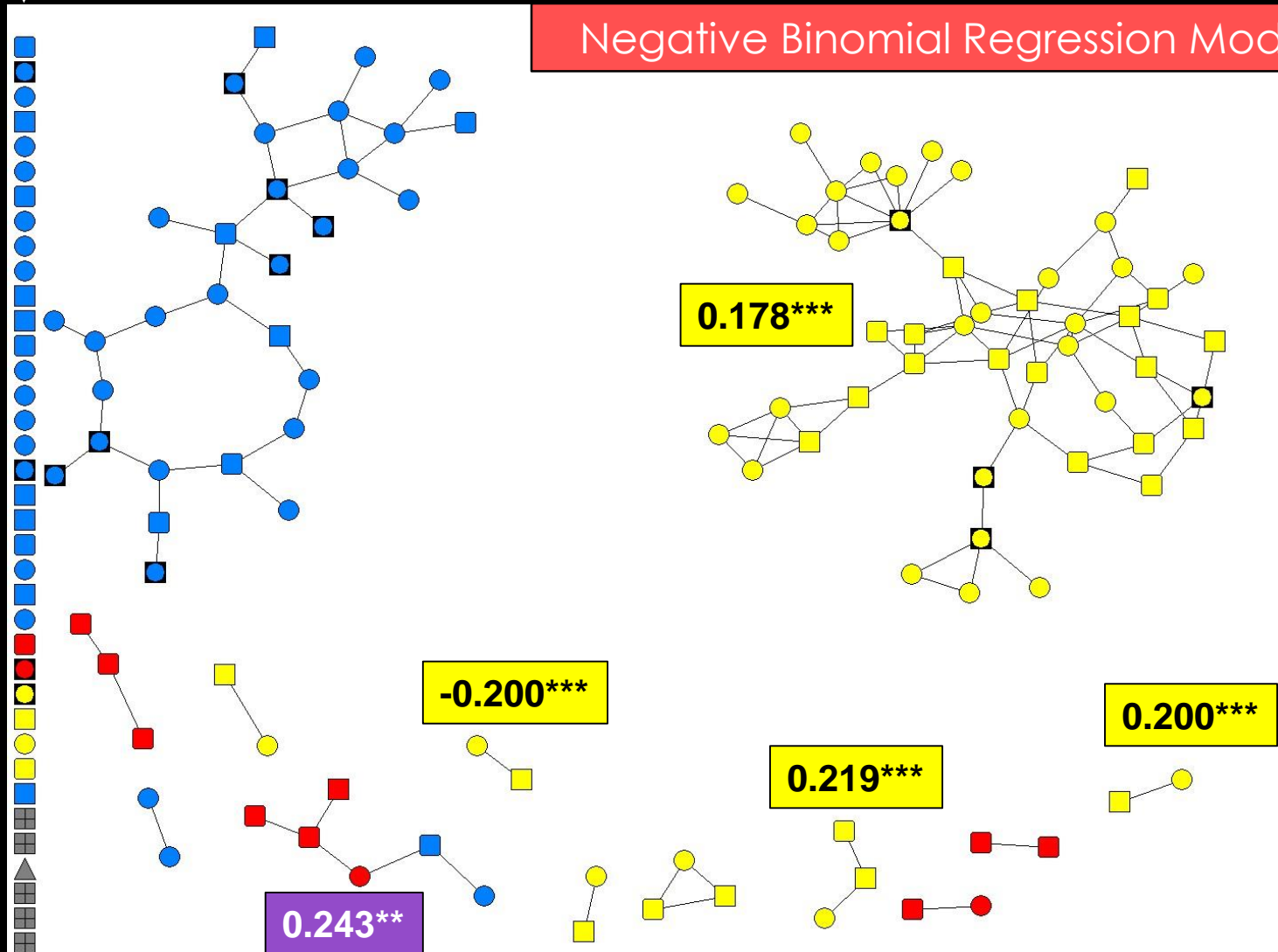


Negative Binomial Regression Models



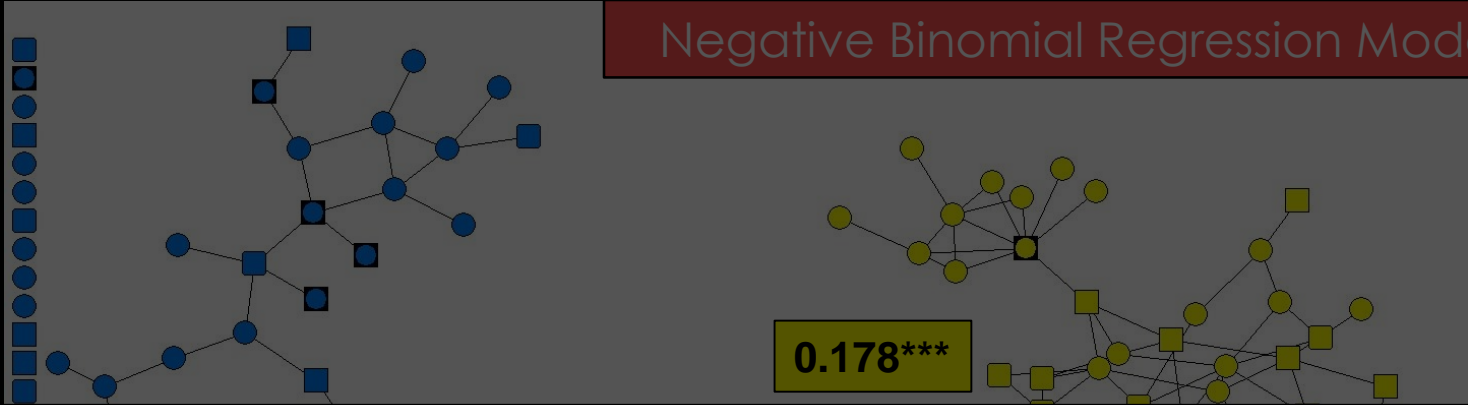
# Reciprocal Ties

Base

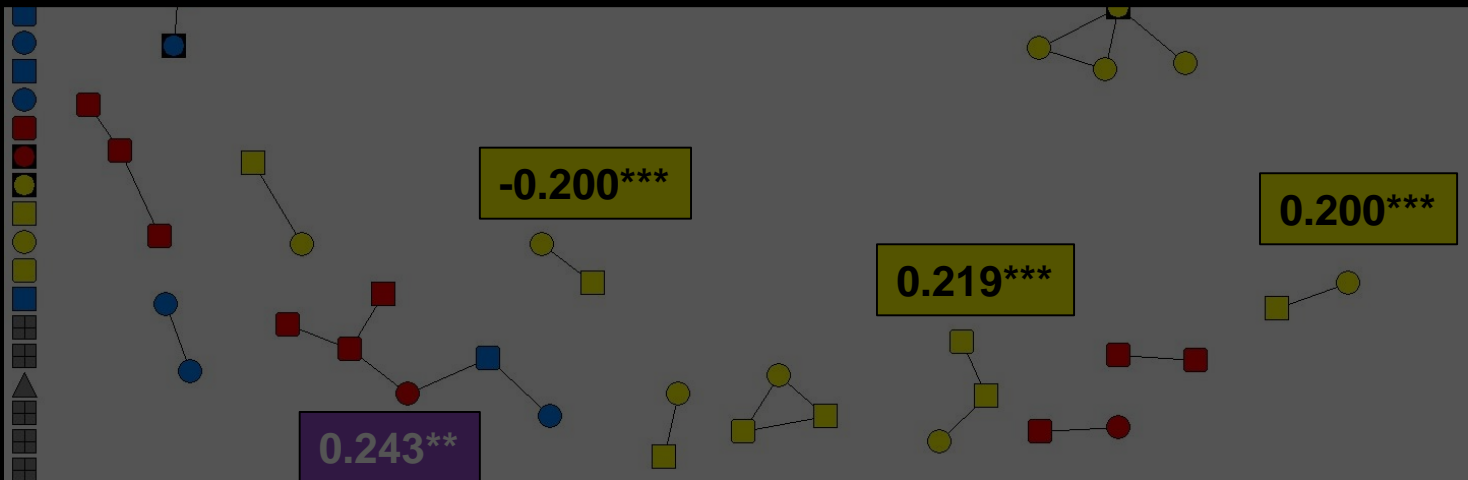


# Reciprocal Ties

Base



Network homophily is significantly related to shark bycatch



# Implications



Some fishers may be dynamically reacting in time and space to information received from trusted sources within their network group on strategies to mitigate bycatch, while others are not.

## Why?



# Mahalo!



Michele Barnes-Mauthe: [barnesm@hawaii.edu](mailto:barnesm@hawaii.edu)

Funding for this research has been provided by the Pelagic Fisheries Research Program, NOAA's Pacific Islands Fisheries Science Center (special thanks to Minling Pan), NSF Grant #GEO-1211972, and the UH Graduate Student Organization. We thank our translators, the NOAA fisheries observer program, and all of the fishers who participated in this project.



Photo Credits: Kolter Kalberg, Shawn Arita, Michele Barnes-Mauthe

# Selected References

- Barnes-Mauthe, M., Arita, S., Allen, S. D., Gray, S. A., & Leung, P.S. (2013). The influence of ethnic diversity on social network structure in a common-pool resource system: Implications for collaborative management. *Ecology & Society*, 18(1), 23.
- Barnes-Mauthe, M., Gray, S.A., Arita, S., Lynham, J., & Leung P.S. (In review). What determines social capital in a social-ecological system? Insights from a network perspective.
- Borgatti, S. P., Mehra, A., Brass, D. J., & Labianca, G. (2009). Network analysis in the social sciences. *Science*, 323(5916), 892-895.
- Centola, D. (2011). An experimental study of homophily in the adoption of health behavior. *Science*, 334(6060), 1269-1272.
- Currarini, S., Jackson, M. O., & Pin, P. (2009). An economic model of friendship: Homophily, minorities, and segregation. *Econometrica*, 77(4), 1003-1045.
- Bodin, Ö., & Crona, B. I. (2009). The role of social networks in natural resource governance: What relational patterns make a difference?. *Global Environmental Change*, 19(3), 366-374.
- Bodin, Ö., Crona, B., & Ernstson, H. (2006). Social networks in natural resource management: what is there to learn from a structural perspective. *Ecology & Society*, 11(2), r2.
- Gilman, E., Clarke, S., Brothers, N., Alfaro-Shigueto, J., Mandelman, J., Mangel, J., ... & Werner, T. (2008). Shark interactions in pelagic longline fisheries. *Marine Policy*, 32(1), 1-18.
- Gilman, E. L., Dalzell, P., & Martin, S. (2006). Fleet communication to abate fisheries bycatch. *Marine Policy*, 30(4), 360-366.
- Golub, B., & Jackson, M. O. (2012). How homophily affects the speed of learning and best-response dynamics. *The Quarterly Journal of Economics*, 127(3), 1287-1338.
- Ibarra, H. (1992). Homophily and differential returns: Sex differences in network structure and access in an advertising firm. *Administrative Science Quarterly*, 422-447.
- Jackson, M. O. (2009). Networks and economic behavior. *Annu. Rev. Econ.*, 1(1), 489-511.
- Jackson, M. O. (2010). *Social and economic networks*. Princeton University Press.
- Lewison, R. L., Crowder, L. B., Read, A. J., & Freeman, S. A. (2004). Understanding impacts of fisheries bycatch on marine megafauna. *Trends in Ecology & Evolution*, 19(11), 598-604.
- McPherson, M., Smith-Lovin, L., & Cook, J. M. (2001). Birds of a feather: Homophily in social networks. *Annual Review of Sociology*, 415-444.
- Prell, C., Reed, M., Racin, L., & Hubacek, K. (2010). Competing structure, competing views: the role of formal and informal social structures in shaping stakeholder perceptions. *Ecology & Society*, 15(4), 34.
- Walsh, W. A., & Kleiber, P. (2001). Generalized additive model and regression tree analyses of blue shark (< i> Prionace glauca</ i>) catch rates by the Hawaii-based commercial longline fishery. *Fisheries Research*, 53(2), 115-131.