

Min st-Cut Oracle for Planar Graphs with Near-Linear Preprocessing Time

The Faculty of Oregon State University has made this article openly available.
Please share how this access benefits you. Your story matters.

Citation	Borradaile, G., Sankowski, P., & Wulff-Nilsen, C. (2015). Min st-Cut Oracle for Planar Graphs with Near-Linear Preprocessing Time. ACM Transactions on Algorithms (TALG), 11(3), 16. doi:10.1145/2684068
DOI	10.1145/2684068
Publisher	Association for Computing Machinery (ACM)
Version	Accepted Manuscript
Terms of Use	http://cdss.library.oregonstate.edu/sa-termsfuse

Min st -Cut Oracle for Planar Graphs with Near-Linear Preprocessing Time

Glencora Borradaile*

Piotr Sankowski†

Christian Wulff-Nilsen ‡

October 10, 2013

Abstract

For an undirected n -vertex planar graph G with non-negative edge-weights, we consider the following type of query: given two vertices s and t in G , what is the weight of a min st -cut in G ? We show how to answer such queries in constant time with $O(n \log^4 n)$ preprocessing time and $O(n \log n)$ space. We use a Gomory-Hu tree to represent all the pairwise min cuts implicitly. Previously, no subquadratic time algorithm was known for this problem. Since all-pairs min cut and the minimum cycle basis are dual problems in planar graphs, we also obtain an implicit representation of a minimum cycle basis in $O(n \log^4 n)$ time and $O(n \log n)$ space. Additionally, an explicit representation can be obtained in $O(C)$ time and space where C is the size of the basis.

These results require that shortest paths are unique. This can be guaranteed either by using randomization without overhead, or deterministically with an additional $\log^2 n$ factor in the preprocessing times.

1 Introduction

A minimum cycle basis is a minimum-cost representation of all the cycles of a graph and the all-pairs min cut problem asks to find all the minimum cuts in a graph. In planar graphs the problems are intimately related (in fact, equivalent [6]) via planar duality. In this paper, we give the first sub-quadratic algorithm for these problems; it runs in $O(n \log^4 n)$ time. This result is randomized, but can be made deterministic by paying an additional $\log^2 n$ factor in the running time. In the following, we consider connected, undirected graphs with non-negative edge weights.

All-pairs minimum cut

In the *all-pairs min cut problem* we need to find the minimum st -cut for every pair $\{s, t\}$ of vertices in a graph G . Gomory and Hu [5] showed that these minimum cuts can be represented by an edge-weighted tree such that:

- the nodes of the tree correspond one-to-one with the vertices of G ,
- for any distinct vertices s and t , the minimum-weight edge on the unique s -to- t path in the tree has weight equal to the min st -cut in G , and

*Oregon State University

†University of Warsaw

‡University of Copenhagen

- removing this minimum-weight edge from the tree creates a partition of the nodes into two sets corresponding to a min st -cut in G .

We call such a tree a *Gomory-Hu* tree or GH tree – it is also referred to as cut-equivalent and cut tree in the literature. Gomory and Hu showed how to find such a tree with $n - 1$ calls to a minimum cut algorithm. Up to date, this is the best known method for general graphs and gives an $O(n^2 \log \log n)$ -time algorithm for planar graphs using the best-known algorithm for min st -cuts in undirected planar graphs [10]. There exists an algorithm for unweighted, general graphs that beats the $n - 1$ times minimum cut time bound [3]; the corresponding time for unweighted planar graphs is, however, $O(n^2 \text{poly } \log n)$ time.

Minimum cycle basis

A cycle basis of a graph is a maximum set of independent cycles. Viewing a cycle as an incidence vector in $\{0, 1\}^E$, a set of cycles is independent if their vectors are independent over $GF(2)$. The weight of a set of cycles is the sum of the weights of the cycles. The *minimum-cycle basis (MCB) problem* is to find a cycle basis of minimum weight. This problem dates to the electrical circuit theory of Kirchhoff [13] in 1847 and has been used in the analysis of algorithms by Knuth [16]. For a complete survey, see 8. The best known algorithm in general graphs takes $O(m^\omega)$ time where ω is the exponent for matrix multiplication [2].

The best MCB algorithms for planar graphs use basic facts of planar embeddings. Hartvigsen and Mardon [6] prove that if G is planar, then there is a minimum cycle basis whose cycles are simple and nested in the drawing in the embedding. (*Nesting* is defined formally in Section 1.3.) As such, one can represent a minimum cycle basis of a planar embedded graph as an edge-weighted tree, called the *MCB tree*, such that:

- the nodes of the tree correspond one-to-one with the faces of the planar embedded graph, and
- each edge in the tree corresponds to a cycle in the basis, namely the cycle that separates the faces in the components resulting from removing this edge from the tree.

Hartvigsen and Mardon also gave an $O(n^2 \log n)$ -time algorithm for the problem that was later improved to $O(n^2)$ by Amaldi et al. [2].

Equivalence between MCB and GH trees

In planar graphs, the MCB and GH problems are related via planar duality. Corresponding to every connected planar embedded graph G (the *primal*) there is another connected planar embedded graph (the *dual*) denoted G^* . The faces of G are the vertices of G^* and vice versa. There is a one-to-one correspondence between the edges of G and the edges of G^* : for each edge e in G , there is an edge e^* in G^* whose endpoints correspond to the faces of G incident to e . Dual edges inherit the weight of the corresponding primal edge; namely, $w(e^*) = w(e)$.

We define a *simple cut* to be a cut such that both sides of the cut are connected. This definition allows us to show that cycles and cuts are equivalent through duality:

In a connected planar graph, a set of edges forms a cycle in the primal iff it forms a simple cut in the dual. [20]

Just as cuts and cycles are intimately related via planar duality, so are the all-pairs minimum cut and minimum cycle basis problems. In fact, Hartvigsen and Mardon showed that they are equivalent in the following sense:

Theorem 1 (Corollary 2.2 from 6). *For a planar embedded graph G , a tree T represents a minimum cycle basis of G if and only if T is a Gomory-Hu tree for G^* (after mapping edges to their duals and the node-face relationship to a node-vertex relationship via planar duality).*

It follows that the $O(n^2)$ algorithm due to Amaldi et al. [2] to find an MCB tree is also an algorithm to find a GH tree.

Techniques Herein, we focus on the frame of reference of the minimum cycle basis. In the remainder of this section, we highlight the tools and techniques that we use in our algorithm and analysis. Our algorithm, at a very high level, works by (iterative) finding a minimum-weight cycle that separates two as-yet unseparated faces f and g . The order in which we separate pairs of faces is guided by a bottom-up traversal of a hierarchical planar separator (Section 1.4). We find each separating cycle by a modification of Reif’s algorithm (Section 1.2) which does so by way of shortest-path computations. In order to achieve a sub-quadratic running time, we will precompute many of the distances for these shortest-path computations using a method developed by Fakcharonphol and Rao (Section 1.5). To guarantee that the cycles we find, using these precomputed distances, will be nesting, we rely on shortest paths being unique (Section 1.3). We represent a partially built solution with something we call a *region tree* (Section 1.6). After we have defined these structures and tools, we will give a more detailed overview of our algorithm and analysis (Section 1.8) before diving into the technical details in the remainder of the paper.

1.1 Planar graphs and simplifying assumptions

An embedded planar graph is a mapping of the vertices to distinct points and edges to non-crossing curves in the plane. A face of the embedded planar graph is a maximal open connected set of points that are not in the image of any embedded edge or vertex. Exactly one face, the *infinite face* is unbounded. We identify a face with the embedded vertices and edges on its boundary.

For a simple cycle C in a planar embedded graph G , let $int(C)$ denote the open bounded subset of the plane defined by C . Likewise define $ext(C)$ for corresponding unbounded subset. We refer to the closure of these sets as $\overline{int}(C)$ and $\overline{ext}(C)$, respectively. We say that a pair of faces of G are *separated* by C in G if one face is contained in $\overline{int}(C)$ and the other face is contained in $\overline{ext}(C)$. A set of simple cycles of G is called *nested* if mapping of this set $int()$ is also nesting. A simple cycle C is said to *cross* another simple cycle C' if the cycles are not nested.

Unique shortest paths

Our algorithm relies on the fact that each new cycle we add to the basis nests with previously added cycles. To guarantee this (Section 1.3), we will assume that in all the graphs we consider (G and graphs obtained from G), there is a unique shortest path between any pair of vertices. By adding a small, random perturbation to the weight of each edge, one can make the probability of having non-unique shortest paths arbitrarily small. For example, if we take a random perturbation from the set $[1, \dots, n^4] \frac{1}{n^7}$, then by the Isolation Lemma due to Mulmuley et al. [18] the probability that all shortest paths are unique is at least $1 - \frac{1}{n^3} \times \binom{n}{2} \geq 1 - \frac{1}{n}$.

In Section 7, we give a more robust, deterministic way to ensure the uniqueness of shortest paths. We must impose the structural simplifications presented below before considering applying this more robust method. The idea, based on the technique used by Hartvigsen and Mardon [6], is to break ties consistently, thus imposing uniqueness on the shortest paths so the above two lemmas hold. Unfortunately, in order to do so, we require a $\log^2 n$ -increase in the running time of our algorithm.

3-regular with small, simple faces

The separators that we use will require that the boundaries of the faces be small and simple (each vertex appears only once on the boundary of the face). Three-regularity (each vertex having degree 3) greatly simplifies the analysis of our algorithm. We can modify the input graph to satisfy both these properties simultaneously by triangulating the primal with infinite-weight edges and then triangulating the dual with zero-weight edges using a *zig-zag triangulation*. In a zig-zag triangulation [11], each face is triangulated using a simple path, adding at most two edges per face adjacent to each vertex.

Triangulating the primal For each face f of the original graph, identify a face f' of the triangulated graph that is enclosed by f in the inherited embedding. The minimum fg -separating cycle in the original graph maps to an $f'g'$ -separating cycle of the same weight and so will not use any infinite-weight edge: the set of cycles in a minimum cycle basis in the original graph are mapped to the set of finite-weight cycles in a minimum-cycle basis of the finite-weight cycles of the triangulated graph.

Triangulating the dual Before the zig-zag triangulation, each vertex in the dual has degree 3. The zig-zag triangulation adds at most 6 edges (2 for every adjacent face) to each vertex. Therefore, the faces in the primal have size at most 9 and are still simple. Clearly, the primal is 3-regular after triangulating the dual. As in the triangulation of the primal, we can map between minimum cycle bases and min cuts in the original graph and the degree-three graph. Each vertex v in the original graph is mapped to a path P_v of zero-weight edges in the degree-three graph.

1.2 Reif's algorithm for minimum separating cycles

Reif gave an algorithm for finding minimum cuts by way of finding minimum separating cycles in the dual graph [19].

Let X be the shortest path between any vertex on the boundary of f and any vertex on the boundary of g . Since X is a shortest path, there is a minimum fg -separating cycle, C , that crosses X only once. Paths P and Q cross if there is a quadruple of faces adjacent to P and Q that cover the set product $\{\text{left of } P, \text{right of } P\} \times \{\text{left of } Q, \text{right of } Q\}$. Let G_X be the graph obtained from G by *cutting along* path X : duplicate every edge of X and every internal vertex of X and create a new, simple face whose boundary is composed of edges of X and their duplicates.

The following result is originally due to Itai and Shiloach [9] but we state it as it was given by Reif [19].

Theorem 2 (Proposition 3 from [19]). *Let X be the shortest f -to- g path. For each vertex $x \in X$, let C_x be the minimum weight cycle that crosses X exactly once and does so at x . Then $\min_{x \in X} C_x$ is a minimum fg -separating. Further, C_x is the shortest path between duplicates of x in G_X .*

This theorem is algorithmic: the shortest paths between duplicates of vertices on X in G_X can be found in $O(n \log n)$ time using Klein's multiple-source shortest path algorithm [15] or by using the linear-time shortest-path algorithm for planar graphs [7] and divide and conquer. In our algorithm we will emulate the latter method: start with the midpoint, x , of X in terms of the number of vertices, and recurse on the subgraphs obtained by cutting along C_x .

1.3 Isometric cycles

A cycle C in a graph is said to be *isometric* if for any two vertices $u, v \in C$, there is a shortest path in the graph between u and v which is a subpath of C . A set of cycles is said to be isometric if all cycles in the set are isometric.

Lemma 1 (Proposition 4.4 from 6). *Any minimum cycle basis of a graph is isometric.*

The following lemma will allow us to find isometric cycles by composing shortest paths. Further, these isometric cycles will be nesting and so can be represented with a tree which is precisely the MCB tree.

Lemma 2. *Let G be a graph in which shortest paths are unique. The intersection between an isometric cycle and a shortest path in G is a (possibly empty) shortest path. The intersection between two distinct isometric cycles C and C' in G is a (possibly empty) shortest path; in particular, if G is a planar embedded graph, C and C' do not cross.*

Proof. Let C be an isometric cycle and let P be a shortest path intersecting C . Let u and v be the first and last vertices of P that are in C . Since C is isometric, there is a shortest path P' in C between u and v . Since shortest paths are unique, P' is the subpath of P between u and v . Hence, $C \cap P = P'$, giving the first part of the lemma.

Let C' and C be distinct isometric cycles. For any two distinct vertices $u, v \in C' \cap C$, let P be the shortest u -to- v path. Since C and C' are isometric and shortest paths are unique, $P \subset C' \cap C$. \square

1.4 Planar separators

A *decomposition* of a graph G is a set of subgraphs P_1, \dots, P_k such that the union of vertex sets of these subgraphs is the vertex set of G and such that every edge of G is contained in a unique subgraph. We call P_1, \dots, P_k the *pieces* of the decomposition. The *boundary vertices* ∂P_i of a piece P_i is the set of vertices u in that piece such that there exists an edge (u, v) in G with $v \notin P_i$. We recursively decompose the graph to get a *recursive subdivision*. A piece P is decomposed into subpieces called the children of P ; the boundary vertices of a child are the boundary vertices inherited from P as well as the boundary vertices introduced by the decomposition of P . We use Miller's Cycle Separator for this decomposition: the introduced boundary vertices form simple cycles [17]. This decomposition requires that the sizes of the faces be bounded by a constant.

Fixing an embedding of G , a piece inherits its embedding from G 's embedding. A *hole* in a piece is a bounded face containing boundary vertices. While it is not possible to guarantee that holes are not introduced by the balanced recursive subdivision, it is possible to guarantee that each piece has a constant number of holes [10, 14]. Further, we will ensure that pieces are connected; we give the details of ensuring connectivity in Section 6.

In summary, we use the following recursive decomposition:

Definition 1 (Balanced recursive subdivision). *A decomposition of G such that a piece P is divided into a constant number of subpieces, P_1, P_2, P_3, \dots each of which is connected, has $O(1)$ holes, and contains at most $\frac{1}{2}|P|$ vertices, at most $\frac{1}{2}|\partial P|$ boundary vertices inherited from P , and at most $\sqrt{|P|}$ additional boundary vertices.*

We define the $O(\log n)$ levels of the recursive subdivision in the natural way: level 0 consists of one piece (G) and level i -pieces are obtained by applying the Cycle Separator Theorem to each level $(i-1)$ -piece. We represent the recursive subdivision as a binary tree, called the *subdivision tree* (of G), with level i -pieces corresponding to vertices at level i in the subdivision tree. Parent/child and

ancestor/descendant relationships between pieces correspond to their relationships in the subdivision tree. For notation simplicity, we assume that the subdivision tree is binary; generalizing this to a constant number of children is straightforward.

We prove the following in Section 6:

Theorem 3. *Let \mathcal{P} be the set of pieces in a recursive subdivision of G . Then $\sum_{P \in \mathcal{P}} |P| = O(n \log n)$ and $\sum_{P \in \mathcal{P}} |\partial P|^2 = O(n \log n)$.*

1.5 Precomputing distances

For a piece P , the *internal dense distance graph of P* or $\text{intDDG}(P)$ is the complete graph on the set of boundary vertices of P , where the weight of each edge (u, v) is equal to the shortest path distance between u and v in P . The union of internal dense distance graphs of all pieces in the recursive subdivision of G is the *internal dense distance graph (of G)*, or simply intDDG . Fakcharoenphol and Rao showed how to compute intDDG in $O(n \log^3 n)$ time [4]. (Using the multiple-source shortest path algorithm due to Klein, this can be improved to $O(n \log^2 n)$ [15]; however, this improvement is not compatible with, deterministically imposing unique shortest paths or generalizing to external distances, so we do not use it.)

Consider a piece P with h holes. The *external dense distance graph of P* or $\text{extDDG}(P)$ is the union of $h + 1$ complete graphs: one for each hole and one for the external face. For two vertices u, v on the boundary of a common hole or on the boundary of the external face, the weight of edge (u, v) is the shortest path distance between u and v in the component of $G \setminus E(P)$ that contains u and v . The *external dense distance graph of G* or extDDG is the union of all external dense distance graphs of the pieces in the recursive subdivision of G . As a consequence of Theorem 3, both intDDG and extDDG have size $O(n \log n)$.

Fakcharoenphol and Rao give an implementation of Dijkstra’s algorithm, *FR-Dijkstra*, that finds a shortest path tree in a graph composed of dense distance graphs in $O(b \log^2 b)$ time, where b is the total number of boundary vertices, counted with multiplicity [4].

Theorem 4. *The external dense distance graph of G can be computed in $O(n \log^3 n)$ time.*

Proof. Fakcharoenphol and Rao compute intDDG via a leaves-to-root traversal of the recursive subdivision of G by applying FR-Dijkstra to obtain $\text{intDDG}(P)$ for a piece P from the internal dense distance graphs of its two children. Consider the external distances for the external face of P : these can be computed by FR-Dijkstra from the external dense distance graph of the parent of P and the internal dense distance graph of the sibling(s) of P .

Consider a hole H of a child P' of P and let us compute $\text{extDDG}(P')$ restricted to H . Observe that (the subgraph of G restricted to) H is the union of certain sibling pieces of P' and certain holes of P . Given internal dense distance graphs of all children of P and external dense distance graphs of all holes of P , it follows that $\text{extDDG}(P')$ restricted to H can be obtained efficiently with FR-Dijkstra.

Therefore, we can obtain extDDG with a root-to-leaves traversal of the recursive subdivision given intDDG . The running time is the same as that for finding intDDG . \square

1.6 The region tree

We build the minimum cycle basis iteratively, adding cycles to a partially constructed basis that separated two as-yet unseparated faces. We represent the partially constructed basis with a tree that we call the *region tree*. Each node of a region tree either represents a *region* (defined below) or a face of the graph. Adjacency represents enclosure. We take the region tree to be rooted at a

root r which always corresponds to the special region that represents the entire plane. Initially the tree is a star centered at a root r with each leaf corresponding to a face in the graph (including the infinite face).

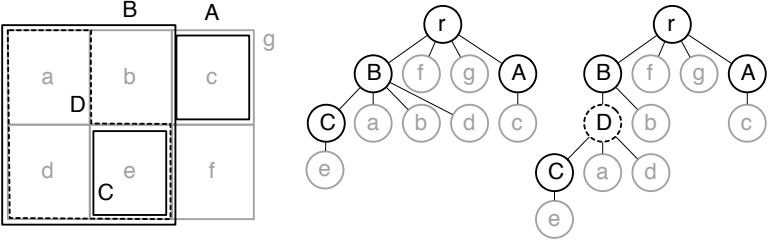


Figure 1: A graph with faces a through g ; four nesting cycles A through D (left). A region tree for cycles A, B and C (center). A region tree for cycles A through D (right).

We update the tree to reflect the cycles that we add to the basis. This process is illustrated in Figure 1. When a first cycle C is found, we create a new node x_C for the tree, make x_C a child of the root, and make all the faces that C encloses children of x_C . Node x_C defines a *region* R : the subgraph of G contained in the closed subset of the plane defined by the interior of C and not enclosed in the interior of any children of C . We say that R is *bounded* by C , that C is a *bounding cycle* of R , and that R *contains* the child regions and/or child faces defined by the tree. If two faces f, g are unseparated, they are children of a common region node r ; to add a cycle C that separates f and g , x_C will become a child of f and g 's common parent. As we will only add cycles which nest with those we have already found, the updates to the region tree are well defined. The most technically challenging part of the algorithm is in how to update the region tree (Section 4).

In the final tree, after all faces have been separated, each face is the only face-child of a region. We call such a region tree a *complete region tree*. Mapping each face to its unique parent creates a tree with one node for each face in the graph; this is the MCB-tree.

Region tree data structure We represent the region tree using the top tree data structure [1]. This will allow us to find the lowest common ancestor $lca(x, y)$ of two vertices x and y , and determine whether one vertex is a descendant of another in logarithmic time. Top trees also support the operation $jump(x, y, d)$, which for two vertices x and y , finds the vertex that is d edges along the path from x to y in logarithmic time. Top trees can also find the weight of the simple path between two given endpoints in logarithmic time.

1.7 Region subpieces

The *region subpieces* of a piece P are the subgraphs defined by the non-empty intersections between P and regions defined by the region tree. We say that a region R and a region subpiece P_R are associated with each other. The boundary vertices ∂P_R of P_R are inherited from P : $\partial P_R = P_R \cap \partial P$. These constructions are illustrated in Figure 2.

The order in which we separate faces is guided in a bottom-up fashion by the recursive subdivision of G . Starting with a piece P at the deepest level of the recursive subdivision, we separate all pairs of faces of G that have an edge in common with P , allowing us to maintain the following invariant:

Invariant 1. For each region subpiece P_R of P , at most one pair of faces needs to be separated.

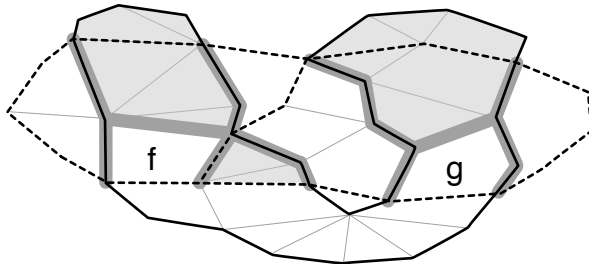


Figure 2: The dotted edges are the edges belonging to the boundaries of a piece P and P 's children P_1 and P_2 . f is a face of P_1 and g is a face of P_2 . The solid black edges are the bounding cycle of a region R . The three shaded regions are three child regions of R . The thick grey edges are the edges of region subpiece P_R . (The remaining edges of the graph are the thin, grey edges.) The intersection of a minimum separating cycle for f and g with P uses only edges of P_R .

Proof. Suppose we have added (nesting) separating cycles to the region tree that separate all pairs of faces sharing an edge with a descendant piece of P . Suppose two faces f_1 and f_2 of G both sharing edges with P have not yet been separated. Let P_1 and P_2 be the two child pieces of P in the recursive subdivision. Since all pairs of faces sharing edges with P_1 and all pairs of elementary faces sharing edges with P_2 have already been separated, w.l.o.g. f_i only shares edges with P_i .

Since f_1 and f_2 have not been separated, they must belong to a common region R in the region tree. For a contradiction, if there is a third face f that is unseparated from f_1 or f_2 , f w.l.o.g. shares edges with P_1 . However, all pairs of faces sharing edges with P_1 have already been separated. \square

1.8 Overview of the algorithm and analysis

Our algorithm for computing an MCB tree is:

Find a balanced recursive decomposition of the input graph.

Compute the internal and external dense distance graphs.

Initialize the region tree that represents an empty set of cycles.

Considering each piece P of the recursive decomposition, according to a bottom-up order, determine the region subpieces of P .

For each region subpiece P_R that contains a pair of unseparated faces:

- Find the minimum fg -separating cycle C .
- Add C to the collection of cycles and update the region tree accordingly.

We present the remaining details for the balanced, recursive decomposition (Definition 1), namely, ensuring that the pieces remain connected and the proof of Theorem 3, in Section 6. We have already discussed computing the dense distance graphs (Section 1.5) and initializing the region tree (Section 1.6).

In Section 3, we show, given a piece P and the current set of regions represented by the region tree, what the region subpieces for P are and which edges of the graph are in each of the region subpieces. Formally, we will prove:

Theorem 5. *The region subpieces of a piece P can be identified in $O((|P| + |B|^2) \log^2 n)$ time, where B is the set of boundary vertices of the children of the piece.*

Summing over all region subpieces, appealing to Theorem 3, the time spent by the algorithm identifying the region subpieces is $O(n \log^3 n)$.

We have already seen that by considering the pieces in bottom-up order, each region subpiece has at most one pair (f, g) of unseparated faces (Invariant 1). In Section 2, we show how to find a minimum fg -separating cycle C by emulating Reif's algorithm. To do so, we must implicitly cut open the graph along the shortest f -to- g path and modify the dense distances to reflect the change in the graph's shortest path metric. We will prove:

Theorem 6. *The minimum fg -separating cycle for a region subpiece P_R can be found in time $O((|\partial P_R|^2 + |P_R|) \log^3 |P_R|)$.*

Therefore, the time spent by the algorithm finding minimum separating cycles is $O(n \log^4 n)$.

We show how to update the region tree to reflect our addition of cycle C to the basis. For each region R in the region tree we store a *compact representation* $G[R]$ where vertices with degree 2 are removed by merging the adjacent edges creating *super edges*. For each super edge we store the first and the last edge on the corresponding path. We show how to maintain compact representations of regions in Section 4. Formally, we will prove:

Theorem 7. *We can update the region tree to reflect that region R is split into regions R_1 and R_2 by the addition of C in time $O(\min\{|F_1|, |F_2|\} \log^3 n + (|P_R| + |\partial P_R|^2) \log n)$ where F_i are the children of R_i in the region tree after the update.*

Using the lemma below, the total time spent by the algorithm in updating the region tree is $O(n \log^4 n)$. Combining with the above running times, this gives an overall running time of $O(n \log^4 n)$.

Lemma 3. *Consider a set of objects S , a weight function $w : S \rightarrow \mathbb{Z}^+$ and a merging operation that replaces distinct objects o and o' by a new object whose weight is at most $w(o) + w(o')$ in time at most $t \cdot \min\{w(o), w(o')\}$ for some t . Then repeatedly merging objects until one object remains takes $O(t w(S) \log w(S))$ time.*

Proof. We may suppose w.l.o.g. that initially all objects have weight 1. The run-time for a sequence of merges that results in an object of weight w satisfies the recurrence

$$T(w) \leq c \max_{1 \leq w' \leq \lfloor w/2 \rfloor} \{T(w') + T(w - w') + tw'\}$$

for some constant c . It is easy to see that the right-hand side is maximized when $w' = \lfloor w/2 \rfloor$, giving $T(w(S)) = O(t w(S) \log w(S))$, as desired. \square

Results

Recall that these running times are stated with the uniqueness-of-shortest-paths assumption (guaranteed by suitable randomization) and that we will show how to achieve this uniqueness deterministically while incurring an additional $O(\log^2 n)$ factor in the running times. Our algorithm computes the complete region tree in $O(n \log^4 n)$ time. As argued in Section 1.6, this can be used to obtain the MCB tree; by planar duality, the same algorithm can be used to find the GH tree. Therefore, we get:

Theorem 8. *The minimum cycle basis or Gomory-Hu tree of an undirected and unweighted planar graph can be computed in $O(n \log^4 n)$ time and $O(n \log n)$ space.*

In order to find a minimum st -cut using the GH tree, we need to find the minimum weight edge on the s -to- t path in the tree. With an additional $O(n \log n)$ preprocessing time, one can answer such queries in $O(1)$ time using a tree-product data structure [12], giving:

Theorem 9. *With $O(n \log^4 n)$ time and $O(n \log n)$ space for preprocessing, the weight of a minimum st -cut between for any two given vertices s and t of an n -vertex planar, undirected graph with non-negative edge weights can be reported in constant time.*

In Section 5, we will show how to explicitly find the cycles given the complete region tree, giving the following results:

Theorem 10. *Without an increase in preprocessing time or space, the minimum st -cut oracle of Theorem 9 can be extended to report cuts in time proportional to their size.*

Theorem 11. *The minimum cycle basis of an undirected planar graph with non-negative edge weights can be computed in $O(n \log^4 n + C)$ time and $O(n \log n + C)$ space, where C is the total size of the cycles in the basis.*

2 Separating a pair of faces

In this section we prove Theorem 5, we show how to find the minimum fg -separating cycle for the unique pair of unseparated faces f, g in a region subpiece P_R . We emulate the minimum-separating cycle algorithm due to Reif [19] (Section 1.2). Recall that Reif’s algorithm finds the minimum fg -separating cycle by first cutting the graph G open along the shortest f -to- g path X , creating G_X , and then computing shortest paths C_x between a vertex $x \in X$ and its copy in G_X . C_x is a cycle that crosses X exactly once; the minimum fg -separating cycle is the minimum over all such cycles.

We cannot afford to work in G or G_X and wish to find shortest paths by using the precomputed distances in the dense distance graphs using the adaptation of Dijkstra’s algorithm to these dense distance graphs developed by Fakcharonphol and Rao, FR-Dijkstra. In order to make use of FR-Dijkstra and the precomputed distances, we must deal with the following peculiarities:

- *extDDG* corresponds to distances in G , not G_X . We compute modified dense distance graphs to account for this in Section 2.1.
- For a vertex $x \in X \cap P_R$, C_x may not be contained by P_R . We call such cycles *internal cycles*. We show how to find these cycles in Section 2.2.
- X is not contained entirely in P_R . For a vertex $x \in X \setminus P_R$, we will compute C_x by composing distances in *extDDG* and *intDDG* between restricted pairs of boundary vertices of P_R . We call such cycles *external cycles*. We show how to find these cycles in Section 2.3.

Internal and external cycles are illustrated in Figure 3. The minimum length cycle over all internal and external cycles is the minimum fg -separating cycle in G .

2.1 Modifying the external dense distance graph

We use *extDDG* to compute *extDDG_X*, the dense distance graph that corresponds to distances between boundary vertices of P_R when the graph is cut open along X . However, we do not compute *extDDG_X* explicitly; rather, we determine its values as needed. Recall the *extDDG* is really a set of dense distances graphs, one for each hole of P and one for the outer boundary of P . We do the following for each dense distance graph in the set.

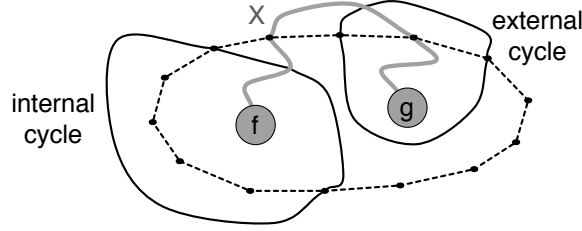


Figure 3: An external and internal cycle separating faces f and g in a region subpiece, whose boundary is dashed.

Let B be the set of boundary vertices of P_R corresponding to a hole or outer boundary of P . Cutting G open along X duplicates vertices of B that are in X , creating B' . $extDDG_X$ can be represented as a table of distances between every pair of vertices of B' :

$$extDDG_X(x, y) = \begin{cases} \infty & \text{if } x \text{ is a copy of } y \\ \infty & \text{if } x \text{ and } y \text{ are separated in } G_X \text{ outside } P_R \\ extDDG(x, y) & \text{otherwise} \end{cases}$$

We describe how to determine if x and y are separated in G_X outside P_R . The portions of X that appear outside P_R form a parenthesis of (a subset of) the boundary vertices, illustrated in Figure 4. By walking along X we can label the start and endpoints of these parentheses. By walking along the boundary of the subpiece we can label a group of boundary vertices that are not separated by X by pushing the vertices onto a stack with a label corresponding to the start of a parenthesis and popping them off when the end of the parenthesis is reached, labelling the boundary vertices with the corresponding parenthesis. Two boundary vertices are not separated if they have the same parenthesis label. Hence, whenever we are asked for a distance in $extDDG_X(x, y)$ we return ∞ if x and y are not in the same parenthesis and return $extDDG(x, y)$ otherwise. Computing the parentheses for all the external dense distance graphs (corresponding to the holes and outer boundary of P) takes $O(|\partial P_R|)$ time.

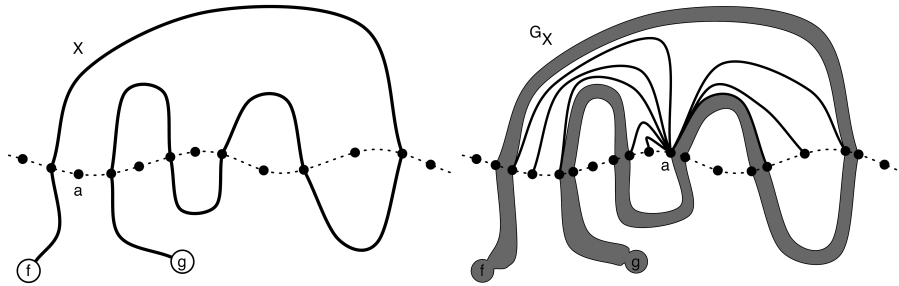


Figure 4: Modifying the external dense distance graph. (Left) X is given by the solid line and the boundary of the subpiece is given by the dotted line. The parts of X outside the subpiece form a parenthesis. (Right) In G_X , the only finite distances from a in $extDDG_X$ correspond to the thick lines. The shaded area represents the new face created by cutting along X .

2.2 Finding internal cycles

Consider $D = X \cap P_R$ according to the order of the vertices along X . For each vertex $x \in D$, we compute the shortest x -to- x' paths in G_X where x' is the copy of x in G_X . We do this using

(standard) Dijkstra’s algorithm on the cut-open graph induced by the vertices in P_R (i.e. $G_X[P_R]$) and the modified dense distance graph: $extDDG_X$. Each cycle can then be found in $O((|P_R| + |\partial P_R|^2) \log |P_R|)$ time. Let x_m be the midpoint vertex of D according to the order inherited from X . C_{x_m} splits P_R and $extDDG_X$ into two parts (not necessarily balanced). Recursively finding the cycles through the midpoint in each graph part results in $\log |D|$ levels for a total of $O((|P_R| + |\partial P_R|^2) \log |P_R| \log |D|) = O((|P_R| + |\partial P_R|^2) \log^2 |P_R|)$ time to find all the internal cycles. In order to properly bound the running time, one must avoid reproducing long paths in the subproblems: in a subproblem resulting from divide and conquer, we remove degree-two vertices by merging the adjacent edges (in the same way as Reif does [19]).

2.3 Finding external cycles

In the lemma below, we show that every external cycle is composed of a single edge ab in the *unmodified* $extDDG$ and a shortest path π_{ab} between boundary vertices of P_R in G that does not cross X . Given $extDDG_X$ and $intDDG_X$, a shortest path tree in $extDDG_X \cup intDDG_X$ rooted at a vertex of ∂P_R can be found in $O(|\partial P_R| \log^2 |P_R|)$ time using the FR-Dijkstra algorithm. Therefore all shortest paths, π_{ab} , can be found in $O(|\partial P_R|^2 \log^2 |P_R|)$ time.

We can find $intDDG_X$ in $O((|\partial P_R|^2 + |P_R|) \log^3 |P_R|)$ time by cutting open X and using the recursive internal dense distance graph algorithm of Fakcharoenphol and Rao. We compute $intDDG_X$ from scratch because X has been cut open and because P_R is no longer a subgraph of G due to the compact representation we present in Section 3.3.

In order to compute all the external cycles, one enumerates over all pairs a, b of vertices, summing the weight of π_{ab} and the weight of edge (a, b) in $extDDG$. Since there are $O(|\partial P_R|)$ boundary vertices, there are $O(|\partial P_R|^2)$ pairs to consider. The minimum-weight external cycle then corresponds to the pair with minimum weight. By the above, this cycle can be found in $O((|\partial P_R|^2 + |P_R|) \log^2 |P_R|)$ time.

It remains to prove the required structure of the external cycles.

Lemma 4. *The shortest external cycle is composed of a single edge ab in the unmodified $extDDG$ and a shortest path π_{ab} between boundary vertices of P_R in G that does not cross X .*

Proof. Let C be the shortest external cycle that separates faces f and g – as illustrated in Figure 5. By Theorem 2, C is a cycle that crosses X exactly once, say at vertex x . Further, C is a shortest path P between duplicates of x in the graph G_X . Since C must separate f and g , C must enter P_R . Starting at x and walking along C in either direction from X , let a and b be the first boundary vertices that C reaches. Let π_{ab} be the a -to- b subpath of C that does not cross X . Since C is a shortest path in G_X , π_{ab} is the shortest path between boundary vertices as given in the theorem.

Let π_x be the a -to- b subpath of C that does cross X . By definition of a and b , π_x contains no vertices of P_R except a and b . Further, π_x must be the shortest such path, as otherwise, C would not be the shortest fg -separating cycle. Note that every path from a to b that does not contain other vertices from P_R has to cross X at least once. Therefore, π_x must correspond to the edge ab in $extDDG$. \square

3 Finding region subpieces

In Section 1.8, we defined the region subpieces of a piece as the intersection between a region and a piece (Figure 2). In this section, we show how to identify the region subpieces and the edges that are in them so that we may use the min-separating cycle algorithm presented in the previous

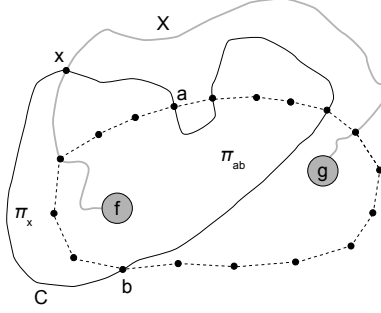


Figure 5: The shortest external cycle C that separates faces f and g . The figure illustrates the proof of Lemma 4.

section. We start by identifying the set of regions \mathcal{R}_P whose corresponding region subpieces of piece P each contain a pair of unseparated faces (Section 3.1). For each region $R \in \mathcal{R}_P$ we initialize the corresponding region subpiece P_R as an empty graph. For each edge e of P we determine to what region subpieces e belongs using lowest common-ancestor and ancestor-descendent queries in the region tree (Section 3.2). We show how to do all this in $O(|P| \log^2 n)$ time (Section 3.3), proving Theorem 5.

3.1 Identifying region subpieces

Since each edge is on the boundary of two faces, we start by marking all the faces of G that share edges with P in $O(|P|)$ time. Since a pair of unseparated faces in P are siblings in the region tree, we can easily determine the regions that contain unseparated faces. So, in $O(|P|)$ time we can identify \mathcal{R}_P , the set of regions with unseparated faces in P . The intersection of a bounding cycle of a region in \mathcal{R}_P and P are subpaths between pairs of boundary vertices of P . We call these paths *cycle paths*. We will need the following bound on the size of \mathcal{R}_P in our analysis, illustrated in Figure 6.

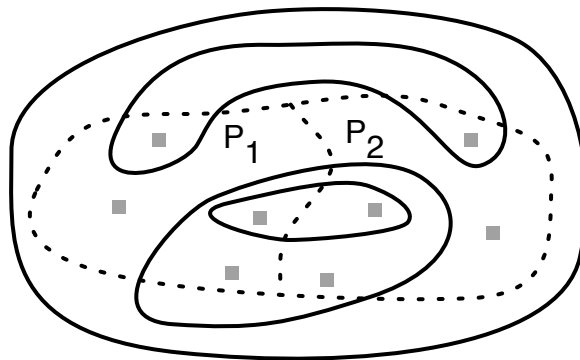


Figure 6: A piece P is given by the boundaries (dotted) by its two child pieces P_1 and P_2 . \mathcal{R}_P is a nesting set (solid cycles), each containing a pair of unseparated faces (grey). Since these faces must be separated by the child pieces, each bounding cycle (except for one outer cycle) in \mathcal{R}_P must cross the dotted lines, resulting in a bound on $|\mathcal{R}_P|$.

Lemma 5. $|\mathcal{R}_P| = O(|\partial P_1 \cup \partial P_2|)$.

Proof. Let B be the set of boundary vertices in P_1 and P_2 . Let \mathcal{F}_1 be the set of faces containing edges of P_1 and not edges of P_2 and let \mathcal{F}_2 be the set of faces containing edges of P_2 and not edges of P_1 .

Any region $R \in \mathcal{R}_P$ must contain at least one face of each \mathcal{F}_1 and \mathcal{F}_2 . So, if C is the cycle bounding R , either $\overline{\text{int}}(C)$ contains B or C crosses B , i.e., crosses the bounding faces of P_1 or P_2 .

If $\overline{\text{int}}(C)$ contains B then we claim that no other cycle bounding a region in \mathcal{R}_P has this property. To see this, suppose for the sake of contradiction that there is another such cycle C' bounding a region $R' \in \mathcal{R}_P$. The cycles have to nest, i.e., either $\overline{\text{int}}(C) \subset \overline{\text{int}}(C')$ or $\overline{\text{int}}(C') \subset \overline{\text{int}}(C)$. Assume w.l.o.g. the former. Then all faces of \mathcal{F}_1 are contained in the interior of a face of R' . But this contradicts the assumption that R' contains at least one face from \mathcal{F}_1 .

We may therefore restrict our attention to regions $R \subseteq \mathcal{R}_P$ whose bounding cycle C crosses B .

Consider two vertices u and v in B and let $\mathcal{R}_P^{u,v}$ be the set of regions with cycle-paths from u to v . By Lemma 2 we know that if two isometric cycles share two vertices, then they share a path between these vertices as well. Hence, all cycles bounding regions in $\mathcal{R}_P^{u,v}$ share a path π from u to v . As a result at most two of the regions in $\mathcal{R}_P^{u,v}$ can contain a face adjacent to π .

By Lemma 2 no bounding cycles of regions in \mathcal{R}_P cross, so each cycle going through non-consecutive boundary vertices splits the set of boundary vertices into two parts – inside and outside. By a “chocolate-breaking” argument there cannot be more than $|B| - 1$ such pairs of non-consecutive vertices used by cycles. Moreover, there are no more than $|B|$ consecutive pairs possible. As argued above each of these pairs cannot be used by more than two regions that contain a vertex inside P , so there are no more than $4|B| + 1 = O(|\partial P_1 \cup \partial P_2|)$ regions in \mathcal{R}_P . \square

3.2 Identifying edges of region subpieces

Region subpieces are composed of two types of edges: *internal edges* and *boundary edges*. Let R be a region and let C be the bounding cycle of R . An edge e is an internal edge of a region subpiece R if the faces on either side of e are enclosed by C . An edge e is a boundary edge of R if e is an edge of C . Every edge is an internal edge for exactly one region subpiece and we can identify this region (Lemma 6). We can also determine if an edge is a boundary edge for some region (Lemma 7). While an edge can be a boundary edge for several region subpieces, we can bound the potential blow-up in running time due to this (Section 3.3).

Lemma 6. *Let e be an edge of G and let f_1 and f_2 be the faces adjacent to e . Then e is an internal edge of a region R iff R is the lowest common ancestor of f_1 and f_2 in the region tree.*

Proof. There must exist some region R for which e is an internal edge. Let C be its bounding cycle. Then both f_1 and f_2 are contained in $\overline{\text{int}}(C)$ and it follows that R must be a common ancestor of f_1 and f_2 . If R' is another common ancestor and R is an ancestor of R' , then R' is contained in a face of R , so e cannot belong to R' , a contradicting the choice of R . \square

Iterating over each edge e of P , we can identify the region R for which e is an internal edge and, if $R \in \mathcal{R}_P$, the corresponding region subpiece P_R . The total time required is $O(|P| \log n)$.

Lemma 7. *Let e be an edge of G and let f_1 and f_2 be the faces adjacent to e . Let R' be the lowest common ancestor of f_1 and f_2 in the region tree. Then e is a boundary edge of a region R iff R is a descendant of R' and exactly one of f_1, f_2 is a descendant of R .*

Proof. Assume first that $e \in C$, where C is the cycle bounding R . Then w.l.o.g. $f_1 \in \overline{\text{int}}(C)$ and $f_2 \in \overline{\text{ext}}(C)$. Then f_1 is a descendant of R and, since f_2 is not, R must be a descendant of R' .

Now assume that R is a descendant of R' and that, say, f_1 is a descendant of R . Then f_2 is not a descendant of R since otherwise, R' could not be an ancestor of R . This implies that $e \in C$. \square

Let R be a region in \mathcal{R}_P and let C be the bounding cycle of R . Let P_1 and P_2 be the children of P and let B be the union of boundary vertices of P_1 and P_2 . Consider the following algorithm to find starting points of cycle paths.

Cycle path starting points identification algorithm Pick a boundary vertex $u \in B$. For every edge e adjacent to u (there are at most three such edges), check to see if e is a boundary edge of R . If there is no such edge, then there is no cycle path through u . Otherwise, mark e as a starting point of a cycle path for R . Repeat this process for every vertex in B .

Using Lemma 7 and the top tree, this process takes $O(|B| \log n)$ time for each region R since a constant number of tree queries for every vertex in B . By Lemma 5, repeating this for all regions in \mathcal{R}_P takes $O(|B|^2 \log n)$ time.

After identifying starting points for cycle-path we can find all edges belonging to them using *linear search*, i.e., the next edge on the cycle C is found by looking at the endpoint of the previous edge and checking which of the two remaining edges belongs to C . If the cycles are edge-disjoint over all regions $R \in \mathcal{R}_P$, then the cycle paths will also be edge-disjoint. In such a case the time to find all the region subpieces using linear search is $O((|B|^2 + |P|) \log n)$. However, the cycles are not necessarily edge disjoint. We overcome this complication in the next section.

3.3 Efficiently identifying boundaries of region subpieces

Since cycles will share edges, the total length of cycle paths over all cycles can be as large as $O(|P|^{3/2})$. However, we can maintain the efficiency of the cycle path identification algorithm by using a compact representation of each cycle path. The compact representation consists of edges of P and *cycle edges* that represent paths in P shared by multiple cycle paths.

View each edge of G as two oppositely directed darts and view the cycle bounding a region as a clockwise cycle of darts. The following is a corollary of Lemma 2.

Corollary 1. *If two isometric cycles C and C' of G share a dart, then either $\overline{\text{int}}(C) \subseteq \overline{\text{int}}(C')$ or $\overline{\text{int}}(C') \subseteq \overline{\text{int}}(C)$.*

Let \mathcal{F} be the forest representing the ancestor/descendant relationship between the bounding cycles of regions in \mathcal{R}_P . By Lemma 5, there are $O(\sqrt{r})$ bounding cycles and, since we can make descendent queries in the region tree in $O(\log n)$ time per query, we can find \mathcal{F} in $O(r \log n)$ time. Let d be the maximum depth of a node in \mathcal{F} (roots have depth 0). For $i = 0, \dots, d$, let \mathcal{C}_i be the set of cycles corresponding to nodes at depth i in \mathcal{F} . By Corollary 1 and Lemma 1:

Corollary 2. *For any $i \in \{0, \dots, d\}$, every pair of cycles in \mathcal{C}_i are pairwise dart-disjoint.*

Bottom-up algorithm

We find cycle paths for cycles in \mathcal{C}_d , then \mathcal{C}_{d-1} , and so on. The cycles in \mathcal{C}_d are dart disjoint, so any edge appears in at most two cycles of \mathcal{C}_d . We find the corresponding cycle paths using the cycle path identification algorithm in near-linear time. While Corollary 2 ensures that the cycles in \mathcal{C}_d are mutually dart-disjoint, they can share darts with cycles in \mathcal{C}_{d-1} . In order to efficiently walk along subpaths of cycle paths Q that we have already discovered, we use a balanced binary search tree (BBST) to represent Q . We augment the BBST to store in each node the length of the subpath it represents. Now, given two nodes in Q , the length of the corresponding subpath of Q can be determined in logarithmic time.

To find the cycle paths of a cycle $C \in \mathcal{C}_{d-1}$ that bounds a region R , we emulate the cycle path identification algorithm: start walking along a cycle path Q of C , starting from a vertex of B , and

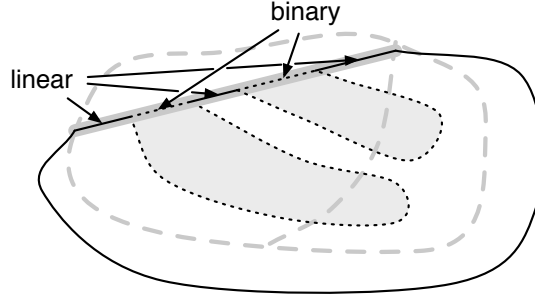


Figure 7: Finding a cycle path (highlighted straight line) for a cycle $C \in \mathcal{C}_{d-1}$ between boundary vertices of P_1 and P_2 (grey dashed lines) is found by alternating linear (solid) and binary (dotted) searches. Binary searches correspond to cycle paths of region subpieces (shaded) bounded by cycles in \mathcal{C}_d .

stop if you reach an edge $e = uv$ that has already been visited (*linear search*). In this case, e must be an edge of a cycle path Q' of a cycle $C' \in \mathcal{C}_d$. By Lemma 2, the intersection of Q and Q' is a single subpath and so we can use the BBST to find the last vertex w common to Q and Q' (*binary search*). We add to P_R an edge uw of length equal to the length of the u -to- w subpath of Q to compactly represent this subpath. If $w \in B$, we stop our walk along Q . Otherwise we continue walking (and adding edges to the corresponding region subpiece) in a linear fashion, alternating between linear and binary searches until a boundary vertex is reached. See Figure 7.

We have shown how to obtain region subpieces for cycles in \mathcal{C}_d and in \mathcal{C}_{d-1} . In order to repeat the above idea to find cycle paths for cycles in \mathcal{C}_{d-2} , we need to build BBSTs for cycle paths of cycles in \mathcal{C}_{d-1} . Let Q be one such cycle path. Q can be decomposed into subpaths $Q_1Q'_1 \cdots Q_kQ'_k$, where Q_1, \dots, Q_k are paths obtained with linear searches and Q'_1, \dots, Q'_k are paths obtained with binary searches (possibly Q_1 and/or Q'_k are empty). To obtain a binary search tree \mathcal{T} for Q , we start with \mathcal{T} the BBST for Q_1 . We extract a BBST for Q'_1 from the BBST we used to find Q'_1 and merge it into \mathcal{T} . We continue merging with BBSTs representing the remaining subpaths.

Once BBSTs have been obtained for cycle paths arising from \mathcal{C}_{d-1} , we repeat the process for cycles in $\mathcal{C}_{d-2}, \dots, \mathcal{C}_0$.

Running time

We now show that the bottom-up algorithm runs in $O((|B|^2 + |P|) \log^2 n)$ time over all region subpieces, proving Theorem 5. We have already described how to identify boundary vertices that are starting points of cycle paths within this time bound. It only remains to bound the time required for linear and binary searches and BBST construction.

A subpath identified by a linear search consists only of edges that have not yet been discovered. Since each step of a linear search takes $O(\log n)$ time, the total time for linear searches is $O(|P| \log n)$.

The number of cycle paths corresponding to a cycle C is bounded by the number of boundary vertices, $O(|B|)$. We consider three types of cycle paths. Those where

1. all edges are shared by a single child of C in \mathcal{F} ,
2. no edges are shared by a child, and
3. some but not all edges are shared by a single child.

Cycle paths of the first type are identified in a single binary search which, by Lemma 5, sums up to a total of $O(|B|^2)$ binary searches over all cycles $C \in \mathcal{F}$. Cycle paths of the second type do not require binary search. For a cycle path Q in the third group, Q can only share one subpath with each child (in \mathcal{F}) cycle by Lemma 2; hence, there can be at most two binary searches per child. Summing over all such cycles, the total number of binary searches is $O(|B|)$ by Lemma 5.

In total there are $O(|B|^2)$ binary searches. Each BBST has $O(|P|)$ nodes. In traversing the binary search tree, an edge is checked for membership in a given cycle path using Lemma 7 in $O(\log n)$ time. Each binary search therefore takes $O(\log |P| \log n) = O(\log^2 n)$ time so the total time spent performing binary searches is $O(|B|^2 \log^2 n)$.

It remains to bound the time needed to construct all BBSTs. We merge BBSTs T_1 and T_2 in $O(\min\{|T_1|, |T_2|\} \log(|T_1| + |T_2|)) = O(\min\{|T_1|, |T_2|\} \log n)$ time by inserting elements from the smaller tree into the larger.

When forming a BBST for a cycle path of a cycle C , it may be necessary to delete parts of cycle paths of children of C . By Lemma 2, these parts intersect $\text{int}(C)$ and will not be needed for the remainder of the algorithm. The total number of deletions is $O(|P|)$ and they take $O(|P| \log |P|)$ time to execute. So, ignoring deletions, notice that paths represented by BBSTs are pairwise disjoint (due to Corollary 2). Applying Lemma 3 with $k = \log n$ and $W = r$ then gives Theorem 5.

4 Adding a separating cycle to the region tree

Above, we showed how to find a compact representation of a minimum cycle C separating a pair of faces in a region R . This cycle should be added to the basis we are constructing and in this section, we show how to update the region tree \mathcal{T} accordingly. As in the previous section, let P_R be the region subpiece $P \cap R$ of piece P associated with region R .

When C is added to the partial basis, R is split into two regions, R_ℓ and R_r . Equivalently, in \mathcal{T} , R will be replaced by two nodes R_ℓ and R_r . The children \mathcal{F} of R will be partitioned into children \mathcal{F}_ℓ of R_ℓ and \mathcal{F}_r of R_r . Define R_ℓ to be the region as defined by the children of R that are contained to the left of C (and symmetrically define R_r). We describe an algorithm that finds \mathcal{F}_ℓ and detects whether \mathcal{F}_ℓ is contained by $\overline{\text{int}}(C)$ or $\overline{\text{ext}}(C)$. Finding \mathcal{F}_r is symmetric. The algorithms take $O(|\mathcal{F}_\ell| \log^3 n + (|P_R| + |\partial P_R|^2) \log n)$ and $O(|\mathcal{F}_r| \log^3 n + (|P_R| + |\partial P_R|^2) \log n)$ time and so we can identify the smaller side of the partition in $O(\min\{|\mathcal{F}_\ell|, |\mathcal{F}_r|\} \log^3 n + (|P_R| + |\partial P_R|^2) \log n)$ time, as required for Theorem 7.

Given the smaller side of the partition, we use cut-and-link operations to update \mathcal{T} in $O(\min\{|\mathcal{F}_\ell|, |\mathcal{F}_r|\} \log n)$ additional time, thus proving Theorem 7. See Figure 1 for an illustration. Assume, w.l.o.g., that \mathcal{F}_ℓ is the smaller set. If \mathcal{F}_ℓ is contained by $\overline{\text{int}}(C)$ then update \mathcal{T} by: cutting the edges between R and each element in \mathcal{F}_ℓ , linking each element in \mathcal{F}_ℓ to R_ℓ , making R the parent of R_ℓ , identifying R with R_r . If \mathcal{F}_ℓ is contained by $\overline{\text{ext}}(C)$ then update \mathcal{T} by: cutting the edges between R and each element in \mathcal{F}_ℓ , linking each element in \mathcal{F}_ℓ to a new node u , making u the parent of R ; identifying R with R_ℓ and u with R_r .

4.1 Partitioning the faces

R is represented compactly: vertices in $G[R]$ of degree 2 are removed by merging the adjacent edges creating *super edges*. Each super edge is associated with the first and last edge on the corresponding path. In addition to partitioning the faces, we must find the compact representation for the two new regions, R_ℓ and R_r .

The algorithm for finding \mathcal{F}_ℓ starts with an empty set and consists of three steps:

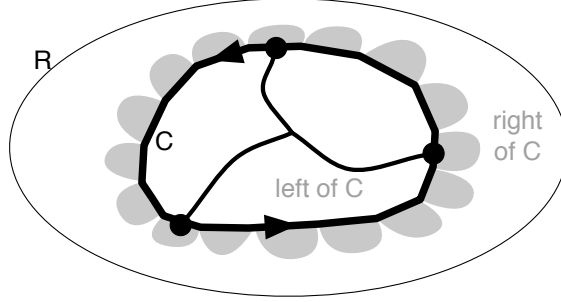


Figure 8: If C (bold cycle) is a counterclockwise cycle, then R_ℓ is contained by $\overline{int}(C)$. The children of R (boundary given by thin cycle) adjacent and to the right of C are grey. In this example, the edges to the left of C (and not on C) will never reach a boundary edge of R : therefore the left of C forms $\overline{int}(C)$. Vertices of L are given by dark circles.

Left root vertices Identify the set L of vertices v on C having an edge emanating to the left of C ; also identify, for each $v \in L$, the two edges on C incident to v (in G , not the compact representation). (Details will be given in Section 4.2.)

Search Start a search in R from each vertex of L . During this search, avoid edges of C and edges that emanate to the right of C . For each super edge \hat{e} of R visited, find the first (or last) edge e on the path represented by \hat{e} .

Add For each searched edge and for each pair of faces f_1, f_2 adjacent to this edge, find the two children of R in \mathcal{T} having f_1 and f_2 as descendants, respectively. Add those nodes that are also descendants of \mathcal{F} to \mathcal{F}_ℓ .

This algorithm correctly builds \mathcal{F}_1 : The algorithm visits all super edges \hat{e} that are strictly inside R and on the left side of C . Let A_1 and A_2 be the children of R that are added corresponding to edge e . A_i is a region or a face of G : let C_i be the bounding cycle. Since f_i is a descendent of A_i , f_i is contained by $\overline{int}(C_i)$. Since e is in C_1 and C_2 : so must \hat{e} . A_1 and A_2 are therefore the child regions of R on either side of \hat{e} .

The algorithm can easily determine if \mathcal{F}_1 is contained by $\overline{int}(C)$ or $\overline{ext}(C)$, by noting whether a searched edge ever belongs to the cycle bounding R . Given a searched edge e and adjacent edges f_1 , we can determine whether e is in the bounding cycle of R (Lemma 7). The search can only the boundary of R if \mathcal{F}_ℓ is contained by $\overline{ext}(C)$. (See Figure 8.)

Analysis

The above-described algorithm can be implemented in $O(|\mathcal{F}_\ell| \log^3 n + (|P_R| + |\partial P_R|^2) \log n)$ time. Finding the left-root vertices is the trickiest part; while $|L| = O(|\mathcal{F}_\ell|)$, $|L|$ could be much smaller than the number of vertices in C , even in the compact representation. We give details in Section 4.2. Assuming that left-root vertices can be found quickly, we analyze the remaining steps.

Lemma 8. *The number of super edges in $G[R]$ that are searched inside C is $O(|\mathcal{F}_\ell|)$.*

Proof. Since G is degree three and all faces and isometric cycles in G are simple, the compact representation of R is also degree three. Since there are no degree-two vertices, $G[R]$ is 3-regular. Therefore $|E(G[R])| = \frac{3}{2}|V(G[R])|$. Since, by Euler's formula, $|V(G[R])| - |E(G[R])| + |F_\ell| = 1$ we get, $|E(G[R])| = 3(|F_\ell| - 1)$. \square

Search step As we can identify if an edge belongs to C (Lemma 7) in $O(\log n)$ time, we can avoid edges of C during the search. Since $G[R]$ is degree three, we will never encounter edges emanating from the right of C . The search can be done by DFS or BFS in linear time, starting with vertices of L . Given a super edge \hat{e} found by this search, we find the first or last edge e (of G) on the path the super edge represents in $O(1)$ time, since e is associated with \hat{e} . The search takes $O(|\mathcal{F}_\ell| \log n)$.

Add step Checking if \mathcal{F}_ℓ is contained by $\overline{int}(C)$ or $\overline{ext}(C)$ takes $O(\log n)$ time per searched edge (Lemma 7) given the adjacent faces f_1 and f_2 (which can be identified using the original graph). Finding the children of R that are ancestors of f_1 and f_2 also takes $O(\log n)$ time using the operations $jump(R, f_1, 1)$ and $jump(R, f_2, 1)$ in the top tree for \mathcal{T} . The total time spent adding is $O(|\mathcal{F}_\ell| \log n)$.

4.2 Finding left-root vertices

We show how to find the set L of left-root vertices along C in $O(|\mathcal{F}_\ell| \log^3 n + |C| \log n)$ time where $|C|$ is the number of super edges in the compact representation of C . Recall from Section 2 that C has $O(|P_R| + |\partial P_R|^2)$ super edges and they are of three different types: edges in $extDDG$, edges in $intDDG(P_R)$, and edges and cycle paths in P_R . We will show how to use binary search to prune certain super edges of C that do not contain vertices of L . We first assume that each super edge is on the boundary of a child region (as opposed to a child face) of R that is to the left of C . We relax this assumption in Section 4.2.

The following lemma is the key to using binary search along C :

Lemma 9. *Let P be the shortest u_1 -to- u_2 path in G that is also a subpath of C . For $i = 1, 2$, let e_i be the edge of P that is incident to u_i and let r_i be the child-region of R that is left of C and bounded by e_i . Then $r_1 = r_2$ if and only if no interior vertex of P belongs to L .*

Proof. The reverse direction is trivial.

By our assumption, r_1 and r_2 are regions, not faces. Their bounding cycles must therefore be isometric. If $r_1 = r_2$, then by Lemma 2, P is a subpath of the boundary of r_1 : no interior vertex of P could belong to L in this case. This proves the forward direction. \square

Shortest path covering

In order to use Lemma 9, we cover the left-root vertices of C with two shortest paths P and Q . Let r be a vertex that is the endpoint of a super edge of C . Since C is isometric, there is a unique edge e such that C is the union of e and two shortest paths P' and Q' between r and the endpoints of e . Note that e could be in the interior of a super edge of C . The paths P and Q that we use to cover L are prefixes of P' and Q' .

To find e , we first find \hat{e} , the super edge that contains e . Since P and Q are shortest paths and shortest paths are unique, the weight of each path is at most half the weight of the cycle. To find \hat{e} , simply walk along the super edges of C and stopping when more than half the weight is traversed: \hat{e} is the last super edge on this walk.

Given \hat{e} , we continue this walk according to the type of super edge that \hat{e} is. If \hat{e} corresponds to a cycle path, then, by definition, all the interior vertices of \hat{e} have degree two in R and so cannot contain a left-root vertex; there is no need to continue the walk. P and Q are simply the paths along C from r to \hat{e} 's endpoints. This takes $O(|C|)$ time.

If \hat{e} is an edge of $intDDG(P_R)$ or $extDDG$, we continue the walk. We describe the process for $intDDG(P_R)$ as $extDDG$ is similar: we continue the walk started above through the subdivision

tree of P_R that is used to find $\text{intDDG}(P_R)$. \hat{e} is given by a path of edges in the internal dense distance graph of P_R 's children in the subdivision tree. We may assume that we have a top tree representation of the shortest path tree containing this path and so we can find the child super edge \hat{e}_c that contains e ; using binary search this takes $O(\log^2 n)$ time. Recursing through the subdivision tree finds a cycle path or edge that contains e for a total of $O(\log^3 n)$ time.

When we are done, P and Q are paths of super edges from extDDG or $\text{intDDG}(P_R)$. P and Q each have $O(|C| + \log n)$ super edges and they are found in $O(|C| + \log^3 n)$ time.

Building L

Using Lemma 9, we will decompose P into maximal subpaths P_1, \dots, P_k such that no interior vertex of a subpath belongs to L . Each subpath P_i will be associated with the child region of R to the left of C that is bounded (partly) by P_i . We repeat this process for Q and find L in $O(k)$ time by testing the endpoints of the subpaths.

Let \hat{e} be one of the $O(|C| + \log n)$ super edges of P . \hat{e} is either an edge of extDDG or $\text{intDDG}(P_R)$. Suppose \hat{e} is in $\text{intDDG}(P_R)$. We can apply Lemma 9 to the first and last edges on the path that \hat{e} represents, and stop if there are no vertices of L in the interior of the path. Otherwise, with the top tree representation of the shortest path tree containing the shortest path representing \hat{e} , we find the midpoint of this path and recurse. If \hat{e} is in extDDG , the process is similar. Adjacent subpaths may still need to be merged after the above process, but this can be done in time proportional to their number.

How long does it take to build L ? Let \hat{e} be a super edge representing subpath $P_{\hat{e}}$ of P and let m be the number of interior vertices of $P_{\hat{e}}$ belonging to L . Then there are m leaves in the recursion tree for the search applied to \hat{e} . We claim that the height of the recursion tree is $O(\log^2 n)$. Let S be some root-to-leaf path in the recursion tree. If \hat{e} is in $\text{intDDG}(P_R)$, S is split into $O(\log n)$ subpaths, one for each level of the subdivision tree; in each level, the corresponding subpath is halved $O(\log n)$ times before reaching a single edge. If \hat{e} is in extDDG , the search may go root-wards in the subdivision tree but once we traverse down, we are in intDDG and will thus not go up again. The depth of the recursion tree is still $O(\log^2 n)$.

At each node in the recursion tree, we apply two top tree operations to check the condition in Lemma 9 and one top tree operation to find the midpoint of a path for a total of $O(\log n)$ time. The total time spent finding the m vertices of L in Q is $O(m \log^3 n)$ time. If $m = 0$, we still need $O(\log n)$ time to check the condition in Lemma 9. Summing over all super edges of P , the time required to identify L is $O(|C| \log n + |L| \log^3 n) = O(|C| \log n + |\mathcal{F}_\ell| \log^3 n)$, as desired.

Handling faces

We have assumed that every child of R incident to and left of C is a region, not a face. Lemma 9 is only true for this case: boundaries of faces need not be isometric, and so the intersection between a face and shortest path may have multiple components. However, notice that after the triangulation of the primal followed by the triangulation of the dual, every face f of G is bounded by a simple cycle of the form $e_1 P_1 e_2 P_2 e_3 P_3$ where $e_1, e_2,$ and e_3 are edges and $P_1, P_2,$ and P_3 are tiny-weight shortest paths (see Section 1.1). Call the six endpoints of edges e_1, e_2, e_3 the *corners of f* . We associate each edge of f with the path containing it among the six paths $e_1, e_2, e_3, P_1, P_2,$ and P_3 .

We present a stronger version of Lemma 9 which implies the correctness of the left-root vertex finding algorithm even when children of R are faces, not regions:

Lemma 10. *Let P be the shortest u_1 -to- u_2 path in G that is also a subpath of C . For $i = 1, 2$, let e_i be the edge on P incident to u_i and let r_i be the child of R to the left of C and containing e_i .*

1. If neither r_1 nor r_2 are faces, then $r_1 = r_2$ if and only if no interior vertex of P belongs to L .
2. If exactly one of r_1, r_2 is a face, then some interior vertex of P belongs to L .
3. If both r_1 and r_2 are faces and $r_1 \neq r_2$, then some interior vertex of P belongs to L .
4. If both r_1 and r_2 are faces, $r_1 = r_2$, and e_1 and e_2 are associated with different subpaths of r_1 , then some interior vertex of P is a corner of r_1 or belongs to L .
5. If both r_1 and r_2 are faces, $r_1 = r_2$, and e_1 and e_2 are associated with the same subpath of r_1 , then no interior vertex of P belongs to L .

Proof. Part 1 is Lemma 9 and parts 2 and 3 are trivial. For part 4, we may assume that P is fully contained in the boundary of r_1 since otherwise, some interior vertex of P belongs to L . Since e_1 and e_2 are associated with different subpaths of r_1 , it follows that some interior vertex of P is a corner of r_1 . For part 5, we may assume that $e_1 \neq e_2$. Then e_1 and e_2 are on the same (tiny weight) shortest path in r_1 so P must be contained in the boundary of r_1 . It follows that no interior vertex of P belongs to L . \square

Using Lemma 10 instead of Lemma 9, our L -finding algorithm will also identify corners of faces incident to P . Since each face has only 6 corners but contributes at least two vertices to L , this will not increase the asymptotic running time.

4.3 Obtaining new regions

While we have found the required partition of the children of R and updated the region tree accordingly, it remains to find compact representations of the new regions R_ℓ and R_r . Recall that we only explicitly find one side of the partition, w.l.o.g., \mathcal{F}_ℓ .

To find R_ℓ , start with an initially empty graph. In the *search* step, we explicitly find all the super edges of R_ℓ that are not on the boundary of C . Remove these edges from R and add them to R_1 . The remaining super edges are simply subpaths of C between consecutive vertices of L . These edges can be added to R_ℓ *without* removing them from R .

The super edges left in R are exactly those in R_r . However, there may be remaining degree-two vertices that should be removed by merging adjacent super edges. All such vertices, by construction, must be in L , and so can be removed quickly.

That super edges are associated with the first and last edges on their respective paths is easy to maintain given the above construction. The entire time required to build the new compact representation is $O(|\mathcal{F}_\ell|)$.

5 Reporting min cuts

By Theorem 9, we can report the weight of any minimum st -cut in constant time. We extend this to report a minimum separating cycle for a given pair of faces in G^* in time proportional to the number of edges in the cycle. By duality of the min cuts and min separating cycles, this will prove Theorem 10.

In this section, we do not assume that the graph is 3-regular. The edges added to achieve 3-regularity may increase the number of edges in a cycle. However, we can still compute \mathcal{T} , the region tree of G^* , with the degree-3 assumption. We will rely only on the relationship between faces in G^* , which did not change in the construction for the degree-3 assumption. Since cycles in the min cycle basis are boundaries of regions represented by \mathcal{T} , the region tree also reflects the ancestor/descendant relationships between cycles in the min cycle basis.

Recall that we view a cycle C as a clockwise cycle of *darts* (Section 3.3). It follows from Lemma 7 that the set of darts in C that are not also in a cycle C' that is an ancestor of C forms a path (possibly equal to C). Further, the set of darts in C that are not also in *any* strict ancestor of C also form a path, denoted $P(C)$. Using the next lemma, we can succinctly represent any cycle using these paths. See Figure 9 for an illustration.

Lemma 11. *Let $C = C_0, C_1, C_2, \dots$ be the ancestral path to the root of \mathcal{T} for C . C can be written as the concatenation of the path $P(C)$, prefixes of $P(C_1), P(C_2), \dots, P(C_{k-1})$, a subpath of $P(C_k)$ and suffixes of $P(C_{k-1}), \dots, P(C_2), P(C_1)$ and in that order.*

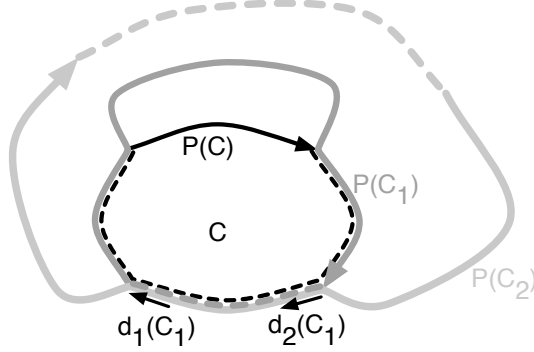


Figure 9: A succinct representation of a cycle in the min cycle basis.

Proof. Let C_k be the root-most cycle that shares a dart d with C : d is in $P(C_k)$. By Lemma 7, the intersection of C with C_k is a single path: it must be a subpath P' of $P(C_k)$. Let $Q = C \setminus P'$. By the definition of $P(C_{k-1})$, the start of Q must be the start of $P(C_{k-1})$ and the end of Q must be the end of $P(C_{k-1})$. The remainder of the proof follows with a simple induction. \square

Let $d_1(C)$ be the last dart of C before $P(C)$ and let $d_2(C)$ be the first dart of C after $P(C)$. Suppose additionally that we know, for every dart d , the cycle $C(d)$ for which $d \in P(C)$.

5.1 Finding a min-separating cycle

If we are given $d_1(C)$, $d_2(C)$, and $P(C)$ for every cycle (node) in \mathcal{T} and $C(d)$ for every dart d , we can find a minimum fg -separating cycle C in $O(|C|)$ time by the following procedure. First we can find the node in \mathcal{T} corresponding to C in $O(1)$ time using the oracle (Theorem 9). To find C , walk along C , starting with $P(C)$, until you reach the end. Let $C_1 = C(d_2(C))$ and walk along $P(C_1)$ starting with $d_2(C)$. Suppose we are at dart d along C . Let $C_i = C(d)$. Walk along $P(C_i)$ until either you reach its end or you hit dart $d_1(C_{i-1})$. In the first case, continue the process with $d_2(C_i)$. In the second case, continue the process with the first dart of $P(C_{i-1})$. By Lemma 11, this process will eventually reach the start of $P(C)$.

5.2 Preprocessing step

It remains to show how to precompute $d_1(C)$, $d_2(C)$, $P(C)$ for every cycle in \mathcal{T} and $C(d)$ for every dart. We find these using the top tree representation of \mathcal{T} with $O(n \log n)$ preprocessing time.

Let f_ℓ and f_r be the faces to the left and right of a dart d . Then it follows easily from Lemma 7 and the clockwise orientation $C(d)$ that $C(d)$ is the bounding cycle of region $jump(lca(f_\ell, f_r), f_r, 1)$ and can be found in $O(\log n)$ time.

We can easily construct $P(C)$ from the set of darts with $C(d) = C$. The ordering can be found just using the endpoints of these darts so that we can walk along $P(C)$ as required in the previous section.

To find $d_1(C)$ and $d_2(C)$, we work from leaf to root in \mathcal{T} as in the bottom-up algorithm of Section 3.3. We will show how to find $d_2(C)$. Finding $d_1(C)$ is symmetric. For cycle C we can easily find the last dart d_ℓ of $P(C)$. Consider the darts d_o leaving the endpoint of $P(C)$ in counterclockwise order, in the embedding, starting with the reverse of d_ℓ , we test if d_o is on the boundary of C using Lemma 7 in $O(\log n)$ time. As we test darts we remove them from further consideration as they will be in the interior of all ancestor cycles. In total, this takes $O(n \log n)$ time.

6 A detailed presentation of planar separators

In this Section, we show how to find separators satisfying Definition 1, that is, we show how to ensure that Miller’s cycle separator theorem applied to a connected piece yields connected subpieces. We also give the proof of Theorem 3 which bounds the size of the pieces and the sum of the squares of their boundaries in a recursive decomposition. Although this result has been required of previous results, specific details, to our knowledge, is not anywhere else in the literature. We have included a formal proof of Theorem 3 for completeness.

6.1 Ensuring Connected Pieces

Now, we show how to ensure that Miller’s cycle separator theorem applied to a connected piece yields connected subpieces. To find a cycle separator C of the desired size, faces need to be of constant size which we ensure by triangulating the piece temporarily. Having found C , the triangulating edges are removed and the remaining edges of C induce a separation of the piece into child pieces. The problem with this approach is that C may cross a hole multiple times by using the added triangulating edges, giving a child piece consisting of multiple connected components.

To avoid this problem we triangulate the piece in such a way that C uses at most two triangulating edges from each hole. We triangulate each hole with a star centered at a new vertex embedded inside the hole. (This introduces a high-degree vertex, contradicting our constant-degree assumption, but as we only use the triangulating edges to find the separator, we still have child pieces that have constant degree.) The same is done for the external face of the piece if that face is not a triangle.

Formally, let P be a connected piece with holes and let P' be the triangulation of P as described above. Let C be the simple cycle separator. Since C is simple it can use at most two triangulating edges per hole and both of these edges (if any) are consecutive along C . Let R_1 and R_2 be the two closed regions of the plane bounded by C . The child pieces are $P_1 = P \cap R_1$ and $P_2 = P \cap R_2$. Note that the child pieces share the edges of C that are in P . The endpoints of these shared edges are separator vertices and so the size of the decomposition is still bounded by Lemmas 12 and 13 and Theorem 3.

Since P is connected, the boundary of each hole is a (not necessarily simple) cycle. We argue that since a separating cycle C uses at most two triangulating edges from each hole, both incident to the star center, the child pieces as defined are connected. Consider, w.l.o.g., child piece P_1 . Suppose C uses triangulating edges (v_1, c) and (c, v_2) , where c denotes the star center, for a hole (or the external face) of P with (connected) boundary H . Let $H_1 = H \cap R_1$. Since C uses no other triangulating edges from this hole, H_1 connects v_1 and v_2 and is in P_1 . The connectivity of P_1 then follows from the connectivity of P .

To find a recursive subdivision consisting of connected pieces using the approach in [10] (which is based on the approach in [4]), the vertex-weighted variant of Miller’s cycle separator theorem is applied and we need to handle the following three cases when applying the theorem to P' :

1. P_1 and P_2 should each contain at most a constant fraction of the vertices of P ,
2. P_1 and P_2 should each contain at most a constant fraction of the boundary vertices of P ,
3. P_1 and P_2 should each contain at most a constant fraction of the holes of P .

The first resp. second case can be handled by distributing vertex weights evenly on the vertices resp. boundary vertices of P and assigning weight 0 to newly introduced ‘hole’ vertices. For the third case, we distribute vertex weights evenly on the newly introduced ‘hole’ vertices and assign weight zero to all vertices of P . Alternating between these cases will achieve all three properties within a few separations. (see [10] and [4] for details.)

Note that the top-level piece G is trivially connected. The above combined with results from [10] and from [4] then imply that we can find a recursive subdivision in $O(n \log n)$ time where all pieces are connected.

6.2 Bounds on sizes of pieces and boundaries

The running time of our algorithm depends on the total size of all the pieces as well as on the sum of squares of piece boundary sizes. This is also the case for the algorithm of Fakcharoenphol and Rao. They make the simplifying assumption that a piece of size r has $O(\sqrt{r})$ boundary vertices. Although their construction ensures that piece sizes and boundary sizes go down geometrically along any root-to-leaf path in the recursive subdivision tree, the two quantities need not go down by the same rate since some applications of Miller’s separator theorem may give more unbalanced splits than others. Thus in their construction, a piece of size r may have more than $O(\sqrt{r})$ boundary vertices. Theorem 3 bounds the total size of pieces as well as the sum of squares of boundary sizes.

We observe that only the new boundary vertices are replicated among the child pieces and we get:

$$\sum_i |P_i| \leq |P| + k\sqrt{|P|} \tag{1}$$

$$\sum_i |\partial P_i| \leq |\partial P| + k\sqrt{|P|}, \tag{2}$$

where k is some constant that depends on the constant in Miller’s Cycle Separator Theorem.

Lemma 12. *Let \mathcal{P}_i be the set of pieces in level i of a recursive subdivision of G . Then $\sum_{P \in \mathcal{P}_i} |P| = O(n)$.*

Proof. Let c_{\min} be the constant such that pieces of size at most c_{\min} are not subdivided further in a recursive subdivision. We may assume that no piece has size less than $\frac{1}{2}c_{\min}$. Let $L(r)$ denote the total number of vertices (counted with multiplicity) in the leaf-pieces of the recursive subdivision of an r -vertex piece P . We will show that $L(r) \leq c_1 r - c_2 \sqrt{r}$ for suitable constants c_1 and c_2 . The lemma will follow since the number of vertices (counting multiplicity) in any level of the recursive subdivision is dominated by the number of vertices in the leaves; this is bounded by $L(n)$ which is $O(n)$.

We prove that $L(r) \leq c_1 r - c_2 \sqrt{r}$ by induction. In the base cases, in which a piece of size r is a leaf of the recursive subdivision (so $r \in [\frac{1}{2}c_{\min}, c_{\min}]$), $L(r) = r$. This is bounded by $c_1 r - c_2 \sqrt{r}$ so long as $c_{\min} \leq c_1(\frac{1}{2}c_{\min}) - c_2\sqrt{c_{\min}}$. Setting $c_{\min} \geq (c_2/(\frac{1}{2}c_1 - 1))^2$ guarantees this.

Now consider a piece P of size $r > c_{\min}$. Assume inductively that the claim holds for all values smaller than r . Let r_i be the size of the i^{th} child of P ; P has $N = O(1)$ children. By the inductive hypothesis we get:

$$L(r) = \sum_i L(r_i) \leq \sum_i (c_1 r_i - c_2 \sqrt{r_i}) = c_1 \sum_i r_i - c_2 \sum_i \sqrt{r_i} \quad (3)$$

We lower bound $\sum_i \sqrt{r_i}$ by observing that $\sum_i \sqrt{r_i}$ can only be as small as allowed by $r \leq \sum_i r_i$, $r_i \in [0, \frac{r}{2}]$ (see Definition 1). The minimum value occurs when two of the r_i 's are equal to $\frac{r}{2}$ and all others are zero, giving:

$$\sum_i \sqrt{r_i} \geq 2\sqrt{\frac{r}{2}} = \sqrt{2r} \quad (4)$$

Combining Equations (1), (3), and (4), we get that

$$L(r) \leq c_1(r + N\sqrt{r}) - c_2\sqrt{2r} = c_1r - c_2(\sqrt{2} - \frac{c_1}{c_2}N)\sqrt{r}$$

This completes the induction for c_2 sufficiently larger than c_1N . \square

Lemma 13. *Let \mathcal{P}_i be the set of pieces in level i of a recursive subdivision of G . Then $\sum_{P \in \mathcal{P}_i} |\partial P|^2 = O(n)$.*

Proof. We may assume that, by adding dummy boundary vertices that do not contribute to children,

$$|\partial P| \geq c\sqrt{|P|} \text{ for every piece } P, \quad (5)$$

where c is a constant that we will pick below. We will show that for any piece P with children P_1, \dots, P_N :

$$\sum_j |\partial P_j|^2 \leq |\partial P|^2. \quad (6)$$

The lemma follows from this because, by summing over all pieces in a level we get,

$$\sum_{P \in \mathcal{P}_i} |\partial P|^2 \leq \sum_{P \in \mathcal{P}_{i-1}} |\partial P|^2 \leq \dots \leq \sum_{P \in \mathcal{P}_0} |\partial P|^2 = |\partial G|^2$$

Since G has only dummy boundary vertices, $|\partial G|^2 = c(\sqrt{|G|})^2 = c|G|$, which is $O(n)$, as desired.

We now prove Equation (6). In the next equation, the first and second inequalities follow from Definition 1 and Equation (5), respectively:

$$|\partial P_j| \leq \frac{1}{2}|\partial P| + \sqrt{|P|} \leq \left(\frac{1}{2} + \frac{1}{c}\right) |\partial P| \quad (7)$$

$$\begin{aligned} \sum_j |\partial P_j|^2 &\leq \left(\frac{1}{2} + \frac{1}{c}\right) |\partial P| \sum_j |\partial P_j| && \text{by Equation (7)} \\ &\leq \left(\frac{1}{2} + \frac{1}{c}\right) |\partial P| \left(|\partial P| + N\sqrt{|P|}\right) && \text{by Equation (1)} \\ &\leq \left(\frac{1}{2} + \frac{1}{c}\right) |\partial P| \left(|\partial P| + N\frac{|\partial P|}{c}\right) && \text{by Equation (5)} \\ &= \left(\frac{1}{2} + \frac{1}{c}\right) \left(1 + \frac{N}{c}\right) |\partial P|^2 \\ &\leq |\partial P|^2 && \text{for constant } c \text{ sufficiently large.} \end{aligned}$$

This completes the proof. \square

Since the depth of the recursive subdivision is $O(\log n)$, Lemmas 12 and 13 imply Theorem 3.

7 Lexicographic-shortest paths

In this section we show how to impose uniqueness of shortest paths by breaking ties in a consistent manner, deterministically. This will prove:

Theorem 12. *The algorithms of Theorems 9 through 11 can be made deterministic with only an additional $O(\log^2 n)$ factor in the preprocessing time.*

Let $w : E \rightarrow \mathbb{R}$ be the weight function on the edges of G . Index the vertices of G from 1 to n . For a subgraph H , define $I(H)$ as the smallest index of vertices in H . Hartvigsen and Mardon [6] showed that there is another weight function \tilde{w} on the edges of G such that for any pair of vertices in G , (i) there is a unique shortest path between them w.r.t. \tilde{w} and (ii) this path is also a shortest path w.r.t. w . Furthermore, for two paths P and P' between the same pair of vertices in G , $\tilde{w}(P) < \tilde{w}(P')$ exactly when one of the following three conditions is satisfied:

1. $w(P) < w(P')$.
2. $w(P) = w(P')$ and $|P| < |P'|$.
3. $w(P) = w(P')$, $|P| = |P'|$ and $I(P \setminus P') < I(P' \setminus P)$.

A shortest path w.r.t. \tilde{w} is called a *lex-shortest path* and a shortest path tree w.r.t. \tilde{w} is called a *lex-shortest path tree*. The properties of \tilde{w} allow us to use \tilde{w} instead of w in our algorithm. In the following, we show how to do so efficiently.

We first use a small trick from Hartvigsen and Mardon [6]: for function w , we add a sufficiently small $\epsilon > 0$ to the weight of every edge. This allows us to disregard the second condition above. When comparing weights of paths, we may treat ϵ symbolically so we do not need to worry about precision issues. The tricky part is efficiently testing the third condition.

We need to make modifications to every part of our algorithm in which the weights of two shortest paths are compared. All such comparisons occur when we (1) use Fakcharonphol and Rao's variant of Dijkstra's algorithm, FR-Dijkstra [4] and (2) find a shortest path covering of an isometric cycle C in Section 4.2.

7.1 FR-Dijkstra

Let us first adapt FR-Dijkstra to compute lex-shortest paths. The type of shortest path weight comparisons in FR-Dijkstra are of the form $D(u) + d(u, v) < D(u') + d(u', v)$, where u, v, u' , and v' are vertices, $D(u)$ and $D(u')$ are the distances from the root of the partially built tree to u and u' , respectively, and $d(u, v)$ and $d(u', v)$ are the lengths or weights of edges (u, v) and (u', v) . Note that an edge can be an edge of G (in which case $d(u, v) = w(u, v)$) or be a cycle edge (Section 3.3) or an edge of an external or internal dense distance graph (in which case $d(u, v)$ is the length of the path the edge represents).

For simplicity, assume first that all edges considered by FR-Dijkstra belong to G ; we test whether $D(u) + d(u, v) < D(u') + d(u', v)$ as follows. Let T be the partially built shortest path tree rooted at a vertex r and let Q and Q' be the r -to- u and u' paths in T , respectively. If the first two lex-shortest conditions are inconclusive, we need to check if $I(Q \setminus Q') < I(Q' \setminus Q)$.

Let a be the least-common ancestor of u and u' in T . Then $Q \setminus Q'$ is the a -to- u subpath of Q , excluding a . It follows from this that, by representing T as a top tree, we can find the smallest

index in the two sets in logarithmic time. Using top trees, we can also similarly handle a cycle edge e , by keeping the smallest index of e 's interior vertices. These indices can be found during the construction of region subpieces in Section 3.1 without an increase in running time.

7.2 Internal dense distances

We also need to handle edges from internal and external dense distance graphs. Let us first consider the problem of computing lex-shortest path trees in *intDDG*. As before, we compute shortest path trees for pieces bottom-up. Let P be a piece with children P_1 and P_2 and assume that we have computed lex-shortest path trees in both of them. Assume also that every edge in $\text{intDDG}(P_1) \cup \text{intDDG}(P_2)$ is associated with the smallest index of interior vertices on the path in G that the edge represents. This information can be computed bottom-up during the construction of *intDDG* without increasing running time.

Let T be a partially-built shortest-path tree in P . With the above definitions, consider the problem of testing whether $D(u) + d(u, v) < D(u') + d(u', v)$. Let (a, u_a) and (a, u'_a) be the first edges on $Q[a, u]$ and $Q'[a, u']$, respectively, with a defined as earlier. Define Q_G and Q'_G as the paths in G represented by Q and Q' , respectively. Let $i_1 = I(Q_G[u_a, u])$, $i'_1 = I(Q'_G[u'_a, u'])$, $i_2 = I(Q_G[a, u_a] \setminus Q'_G[a, u'_a])$, and $i'_2 = I(Q'_G[a, u'_a] \setminus Q_G[a, u_a])$. By definition of a , $Q_G[u_a, u]$ and $Q'_G[u'_a, u']$ are vertex-disjoint. We need to compute these indices and check if $\min\{i_1, i_2\} < \min\{i'_1, i'_2\}$.

Each edge of T belongs to $\text{intDDG}(P_1) \cup \text{intDDG}(P_2)$ and is thus associated with the smallest index of interior vertices on the path in G represented by the edge. Top tree operations on T as above then allow us to find i_1 and i'_1 in logarithmic time.

To find i_2 and i'_2 , we consider two cases: (a, u_a) and (a, u'_a) belong to the internal dense distance graph for the same child of P or they belong to different graphs. In the first case, assume that, say, $(a, u_a), (a, u'_a) \in \text{intDDG}(P_1)$. Then we can decompose these two edges into shortest paths in the same shortest path tree in $\text{intDDG}(P_1)$ and we can recursively find i_2 and i'_2 . In the second case, assume that, say, $(a, u_a) \in \text{intDDG}(P_1)$ and $(a, u'_a) \in \text{intDDG}(P_2)$. Since the lex-shortest paths representing these edges in $\text{intDDG}(P_1)$ and $\text{intDDG}(P_2)$ are edge-disjoint and since T is a partially built lex-shortest path tree in P , $Q_G[a, u_a]$ and $Q'_G[a, u'_a]$ share no vertices except a . Thus, i_2 is the smallest index of vertices in $V(Q_G[a, u_a]) \setminus \{a\}$ and we can obtain this index in constant time from the index of u_a and the index associated with edge (a, u_a) which is the smallest index of interior vertices on $Q_G[a, u_a]$. Similarly, we can find i'_2 in constant time.

Since the subdivision tree has $O(\log n)$ height, the recursion depth of the above algorithm is $O(\log n)$, implying that we can determine whether $D(u) + d(u, v) < D(u') + d(u', v)$ in $O(\log^2 n)$ time. Hence, lex-shortest path trees in *intDDG* can be computed in a total of $O(n \log^4 n)$ time.

7.3 External dense distances

Computing lex-shortest path trees in *extDDG* within the same time bound is very similar so we only highlight the differences. Having computed lex-shortest path trees in *intDDG* bottom-up, we compute lex-shortest path trees in *extDDG* top-down. For a piece P , we obtain lex-shortest path trees from lex-shortest path trees in its sibling and parent pieces. We can then use an algorithm similar to the one above to find lex-shortest path trees in P . At each recursive step, we either go up one level in *extDDG* or go to *intDDG*. It follows that the recursive depth is still $O(\log n)$ so lex-shortest path trees in *extDDG* can be found in $O(n \log^4 n)$ time.

7.4 FR-Dijkstra in Reif’s algorithm

We also use FR-Dijkstra in Section 2 to emulate Reif’s minimum separating cycle algorithm. First, we computed a shortest path X between two faces of the region subpiece using FR-Dijkstra. With an algorithm similar to the one above, we can instead compute a lex-shortest path between the two faces with an $O(\log^2 n)$ time overhead. Next, we cut open the region subpiece along this path. The handling of external distances in the cut-open graph does not change, but the internal distances are recomputed. We recompute these as in Section 7.2.

7.5 Shortest path coverings

In Section 4.2, we gave an algorithm to find the unique edge $e = (u, v)$ on isometric cycle C such that the two shortest paths from a fixed vertex r on C to u and to v cover all vertices of C and all edges except e . We showed how to do this in $O(|C| + \log^3 n)$ time, where $|C|$ is the size of the compact representation of C obtained in Section 2. We need to modify the algorithm to do so with respect to lex-shortest paths.

Recall that to find e , a linear search of the super edges of C from r was first applied to find the super edge \hat{e} of C such that the shortest path in G representing \hat{e} contains e . As above, we may assume that every super edge of C is associated with the smallest index of interior vertices on the path it represents. Hence, by keeping track of the smallest interior vertex index for super edges visited so far in the linear search as well as the smallest interior vertex index for edges yet to be visited, we can find \hat{e} in $O(|C|)$ time w.r.t. lex-shortest paths.

Having found \hat{e} , we need to apply binary search on a path representing \hat{e} in a lex-shortest path tree. We do this by first finding the midpoint of this path as in Section 4.2. If the two halves have the same weight and the same number of edges, we can use a top tree operation on each half to determine which half has the smallest index. It follows that all binary searches to find e take $O(\log^3 n)$ time. The total time to find e is thus $O(|C| + \log^3 n)$, which matches the time in Section 4.2.

References

- [1] S. Alstrup, J. Holm, K. de Lichtenberg, and M. Thorup. Maintaining information in fully dynamic trees with top trees. *ACM Transactions on Algorithms*, 1(2):243–264, 2005.
- [2] E. Amaldi, C. Iuliano, T. Jurkiewicz, K. Mehlhorn, and R. Rizzi. Breaking the $o(m^2n)$ barrier for minimum cycle bases. In A. Fiat and P. Sanders, editors, *Proceedings of the 17th European Symposium on Algorithms*, number 5757 in Lecture Notes in Computer Science, pages 301–312, 2009.
- [3] A. Bhalgat, R. Hariharan, D. Panigrahi, and K. Telikepalli. An $\tilde{O}(mn)$ Gomory-Hu tree construction algorithm for unweighted graphs. In *Proceedings of the 39th Annual ACM Symposium on Theory of Computing*, pages 605–614, 2007.
- [4] J. Fakcharoenphol and S. Rao. Planar graphs, negative weight edges, shortest paths, and near linear time. *J. Comput. Syst. Sci.*, 72(5):868–889, 2006.
- [5] R. Gomory and T. Hu. Multi-terminal network flows. *Journal of SIAM*, 9(4):551–570, 1961.
- [6] D. Hartvigsen and R. Mardon. The all-pairs min cut problem and the minimum cycle basis problem on planar graphs. *SIAM Journal on Discrete Mathematics*, 7(3):403–418, 1994.

- [7] M. R. Henzinger, P. N. Klein, S. Rao, and S. Subramanian. Faster shortest-path algorithms for planar graphs. *Journal of Computer and System Sciences*, 55(1):3–23, 1997.
- [8] J. Horton. A polynomial time algorithm to find the shortest cycle basis of a graph. *SIAM Journal on Computing*, 16:358–366, 1987.
- [9] A. Itai and Y. Shiloach. Maximum flow in planar networks. *SIAM Journal on Computing*, 8:135–150, 1979.
- [10] G. Italiano, Y. Nussbaum, P. Sankowski, and C. Wulff-Nilsen. Improved algorithms for min cut and max flow in undirected planar graphs. In *Proceedings of the 43rd annual ACM symposium on Theory of computing*, STOC '11, pages 313–322, New York, NY, USA, 2011. ACM.
- [11] G. Kant and H. Bodlaender. Triangulating planar graphs while minimizing the maximum degree. In Otto Nurmi and Esko Ukkonen, editors, *Algorithm Theory – SWAT '92*, volume 621 of *Lecture Notes in Computer Science*, pages 258–271. Springer Berlin / Heidelberg, 1992.
- [12] H. Kaplan and N. Shafir. Path minima in incremental unrooted trees. In *Proceedings of the 16th European Symposium on Algorithms*, number 5193 in *Lecture Notes in Computer Science*, pages 565–576, 2008.
- [13] G. Kirchhoff. Ueber die auflösung der gleichungen, auf welche man bei der untersuchung der linearen vertheilung galvanischer ströme geführt wird. *Poggendorf Ann. Physik*, 72:497–508, 1847. English transl. in *Trans. Inst. Radio Engrs. CT-5* (1958), pp. 4-7.
- [14] P. Klein, S. Mozes, and C. Sommer. Structured recursive separator decompositions for planar graphs in linear time. In *Proceedings of the 45th Annual ACM Symposium on Theory of Computing*, 2013.
- [15] P. N. Klein. Multiple-source shortest paths in planar graphs. In *Proceedings of the 16th Annual ACM-SIAM Symposium on Discrete Algorithms*, pages 146–155, 2005.
- [16] D. E. Knuth. *The Art of Computer Programming*, volume 1. Addison-Wesley, 1968.
- [17] G. L. Miller. Finding small simple cycle separators for 2-connected planar graphs. *Journal of Computer and System Sciences*, 32(3):265–279, 1986.
- [18] K. Mulmuley, V. Vazirani, and U. Vazirani. Matching is as easy as matrix inversion. *Combinatorica*, 7(1):345–354, 1987.
- [19] J. Reif. Minimum s - t cut of a planar undirected network in $O(n \log^2 n)$ time. *SIAM Journal on Computing*, 12:71–81, 1983.
- [20] H. Whitney. Planar graphs. *Fundamenta mathematicae*, 21:73–84, 1933.