

School of

# OCEANOGRAPHY



OREGON STATE UNIVERSITY

**FINAL REPORT**

**Biological Baseline Data  
Youngs Bay, Oregon, 1974**

by  
Duane L. Higley  
and  
Robert L. Holton

Submitted to  
Alumax Pacific Aluminum Corporation

Contract Period:  
1 November 1973 through 30 April 1975

Reference 75-6

80  
856  
.074  
75-6

# BIOLOGICAL BASELINE DATA YOUNGS BAY, OREGON, 1974

FINAL REPORT

1 November 1973 through 30 April 1975

Submitted to

Alumax Pacific Aluminum Corporation

By

Duane L. Higley

and

Robert L. Holton

Edited by

Karla J. McMechan

School of Oceanography  
Oregon State University  
Corvallis, Oregon 97331

(Reference) 75-6

April 1975

John V. Byrne

Dean

## ACKNOWLEDGMENTS

Primary support for this work came from Alumax Pacific Aluminum Corporation. The United States Energy Research and Development Administration originally funded construction of the vessel, R/V SACAJAWEA, used in this research. The College Work Study Program (CWSP) supported work by part-time student employees.

Daniel Hancock, John Dickinson and Sally Richardson aided in specimen identifications. James E. McCauley and Beverly Knapp provided editorial assistance. Judy Tiebout typed the text.

## NOTICE

Much of the narrative in this report is preliminary and is based upon incomplete analysis of portions of the data. Consequently the reader is cautioned that conclusions presented are tentative and are subject to change when the complete data base has been more thoroughly digested.

## CORRECTION

Subsequent examination of the exposed mud flat transect samples (described on pages 11 and 18) revealed a second species of *Corophium*, *C. spinicorne*, predominantly located near the shoreline. The samples are being reanalyzed and revised versions of Figures 7 and 8, along with a tabular presentation of the data, will be presented in the supplemental final report. Preliminary results show that *C. spinicorne* is more numerous than *C. salmonis* at 20 m from the shoreline dike, but is nearly absent from stations further from the shore. Sex ratios slightly favor the females throughout the transect samples and no abrupt change occurs near the shoreline.



## TABLE OF CONTENTS

|   |  |    |
|---|--|----|
| 1 | INTRODUCTION . . . . .                                 | 1  |
| 2 | TEMPERATURE, SALINITY, AND TURBIDITY . . . . .         | 3  |
| 3 | INVERTEBRATE ZOOPLANKTON . . . . .                     | 5  |
| 4 | LARVAL FISH . . . . .                                  | 9  |
| 5 | BENTHOS . . . . .                                      | 11 |
| 6 | FISH, EPIBENTHIC SHRIMP, AND DUNGENESS CRABS . . . . . | 25 |
| 7 | CONTENTS OF FISH STOMACHS . . . . .                    | 41 |
|   | APPENDIX TABLES . . . . .                              | 47 |
|   | APPENDIX FIGURES . . . . .                             | 83 |
|   | REFERENCES . . . . .                                   | 91 |

## LIST OF TABLES

*TEXT*

|    |   |    |
|----|---|----|
| 1  | Zooplankton densities at Station CW-Ch 4 . . . . .                          | 6  |
| 2  | Zooplankton densities at six transect stations . . . . .                    | 7  |
| 3  | Zooplankton densities at PW trawl station: diurnal series . . . . .         | 8  |
| 4  | Densities of larval fish . . . . .  | 9  |
| 5  | Densities of benthic fauna: Youngs Bay and the Columbia River . . . . .     | 13 |
| 6  | Densities of benthic fauna: Skipanon Waterway . . . . .                     | 15 |
| 7  | Densities of benthic fauna: Youngs River . . . . .                          | 16 |
| 8  | Densities of benthic fauna: Lewis and Clark River . . . . .                 | 17 |
| 9  | Dungeness crabs caught by trawl at Station PW . . . . .                     | 32 |
| 10 | Catch per hour of gill net operation at Station Ch 8 . . . . .              | 37 |
| 11 | Catch per hour of gill net operation at three stations . . . . .            | 38 |
| 12 | Catch by seine at Stations P 3 and WAR . . . . .                            | 39 |
| 13 | Mean contributions of various food types to fish stomach contents . . . . . | 46 |

*APPENDIX*

|     |   |    |
|-----|---|----|
| 1-1 | Checklist of invertebrate fauna . . . . . | 48 |
| 1-2 | Checklist of fishes . . . . .             | 51 |
| 2-1 | Vertical temperature series . . . . .     | 52 |

|     |  |    |
|-----|--|----|
| 2-2 | Vertical salinity series . . . . .                               | 54 |
| 2-3 | Turbidity readings . . . . .                                     | 56 |
| 5-1 | Densities of benthic fauna . . . . .                             | 57 |
| 5-2 | Results of replicate benthos sampling . . . . .                  | 68 |
| 5-3 | Mean dry weights of benthic animals . . . . .                    | 69 |
| 5-4 | Mean dry weight of <i>Corophium</i> . . . . .                    | 70 |
| 6-1 | Capture by trawl: summary of data for four stations . . . . .    | 71 |
| 6-2 | Capture by gill net: summary of data for four stations . . . . . | 79 |
| 6-3 | Capture by seine: summary of data for two stations . . . . .     | 82 |



## LIST OF FIGURES

## TEXT

|    |  |    |
|----|--|----|
| 1  | Seasonal changes in temperature . . . . .  | 3  |
| 2  | Seasonal changes in salinity . . . . .   | 4  |
| 3  | Dry weight and numerical densities of benthic infauna . . . . .  | 12 |
| 4  | Seasonal changes in mean dry weight of <i>Corophium</i> . . . . .  | 18 |
| 5  | Substrate texture at ten transect stations . . . . .   | 19 |
| 6  | Densities of benthic groups at ten transect stations . . . . .   | 19 |
| 7  | Changes in density and sex ratio of <i>Corophium</i> along a transect . . . . .  | 20 |
| 8  | Relative frequencies by size of <i>Corophium</i> collected at transect stations . . . . .                                      | 21 |
| 9  | Vertical distributions of benthic infauna at two stations downstream<br>from Causeway . . . . .                                | 22 |
| 10 | Vertical distributions of benthic infauna at two stations upstream<br>from Causeway . . . . .                                  | 23 |
| 11 | Relative abundances of fish species captured by trawl at Station PW . . . . .  | 27 |
| 12 | Relative abundances of fish species captured by trawl at Station CWRR . . . . .  | 28 |
| 13 | Relative abundances of fish species captured by trawl at Station NMFS 1 . . . . .  | 29 |
| 14 | Seasonal changes in trawl catches of flounder and shrimp at three stations . . . . .   | 30 |
| 15 | Seasonal changes in trawl catches of Pacific staghorn sculpin, prickly sculpin<br>and shiner perch at three stations . . . . . | 31 |
| 16 | Length-frequency histograms for starry flounder captured by trawl at Station PW . . . . .                                      | 33 |

|    |   |    |
|----|---|----|
| 17 | Length-frequency histograms for starry flounder captured by trawl at<br>Station NMFS 1 . . . . .  | 34 |
| 18 | Relative abundances of fish species captured at Station PW during a<br>diurnal series of trawls . . . . .                                   | 35 |
| 19 | Changes in bottom temperature and salinity, and in numbers of shrimp and selected<br>fish species captured by trawl at Station PW . . . . . | 36 |
| 20 | Contributions of food types to stomach contents of fish captured by trawl<br>at Station PW . . . . .  | 42 |
| 21 | Contributions of food types to stomach contents of fish captured by trawl<br>at Station NMFS 1 . . . . .                                    | 44 |

*APPENDIX*

|     |  |    |
|-----|--|----|
| 1-1 | Location of stations where temperature, salinity and turbidity<br>measurements were made . . . . .   | 84 |
| 1-2 | Location of zooplankton and larval fish sampling stations . . . . .  | 85 |
| 1-3 | Location of stations where benthos grab and core samples were taken in<br>the Youngs Bay area . . . . .  | 86 |
| 1-4 | Location of stations where benthos samples were taken in Youngs River<br>and Lewis and Clark River . . . . .   | 87 |
| 1-5 | Location of transect used in sampling exposed mud flat for benthic infauna, and<br>of stations where cores were taken for vertical distribution data . . . . . | 88 |
| 1-6 | Location of trawl, gill net, and seine sample stations . . . . .   | 89 |

## INTRODUCTION

This report presents biological baseline information gathered during the research project, "Physical, Chemical and Biological Studies on Youngs Bay." Youngs Bay is a shallow embayment located on the south shore of the Columbia River, near Astoria, Oregon. Nearby portions of the Youngs River, Lewis and Clark River, Columbia River, and Skipanon Waterway were also included in the study.

Research on Youngs Bay was motivated by the proposed construction by Alumax Pacific Aluminum Corporation of an aluminum reduction plant at Warrenton, Oregon. The research was designed to provide biological baseline information on Youngs Bay in anticipation of potential harmful effects from plant effluents.

The information collected concerns the kinds of animals found in the Youngs Bay area, and their distribution and seasonal patterns of abundance. In addition, information was collected on the feeding habits of selected fish species, and on the life history and behavioral characteristics of the most abundant benthic amphipod, *Corophium salmonis*.

Research was conducted in these areas during 1974 and 1975. Only 1974 data are presented in this report. A supplement is planned which will complete the tabular presentation of 1974 data (some data are presented in graphical form only), and provide the 1975 data. A bibliography developed on the subject of estuarine ecology and Youngs Bay will also be presented.

Sampling was conducted at approximately three-week intervals, using commonly accepted methods of animal collection. Relatively few stations were sampled for fish, because of the need to standardize conditions of capture. Data on fish capture are reported in terms of catch-per-unit effort by a particular sampling gear at a specific station. Methods used in sampling invertebrates were generally more quantitative, and allowed sampling at a greater variety of places, as well as a valid basis for the computation of densities. Locations of sampling stations are shown in Appendix Figures 1-1 through 1-6.

Checklists of invertebrate species (Appendix Table 1-1) and fish species (Appendix Table 1-2) were developed from these samples, and are referred to throughout the report. The invertebrate checklist is more specific taxonomically than are tables reporting invertebrate densities. This is because the methods employed in identification were more precise than those used in counts.

# TEMPERATURE, SALINITY, AND TURBIDITY

## METHODS

A vertical series of temperature and salinity readings was taken at each of four stations (shown on Appendix Figure 1-1). Readings were generally taken *in situ* within two hours of high tide using a portable salinometer (Industrial Instruments Co. Model RS5-3). On two occasions, however, when the portable salinometer malfunctioned, water samples were collected with a Kemmerer water bottle, measured for temperature by a pocket thermometer, and taken to Corvallis for salinity analysis by either a portable laboratory inductive salinometer (Bissett-Berman Model 6230) or a salinity-conductivity meter (Yellow Springs Instrument Corp. Model 33).

The portable salinometer was standardized against the inductive salinometer, using a series of water samples covering a salinity range of 0 to 25‰. Field readings were then corrected according to the graphical relationship thus established. In general, the portable salinometer is not considered accurate in reading salinities below 2‰.

Temperature and salinity readings were also taken in conjunction with fish and plankton sampling. These data will be presented in a later supplementary report.

Turbidity was measured at the regular temperature-salinity stations using a 20 cm secchi disc. The average depth of disc disappearance and reappearance was recorded as an indicator of suspended particulate matter at each station. Available light varied considerably and probably influenced these readings.

## RESULTS

Seasonal patterns of temperature and salinity at the four stations are exhibited in Figures 1 and 2. A complete tabulation of temperature and salinity values is given in Appendix Table 2-1 and 2-2.

Water temperature ranged between 9 and 20°C during the period of study. Steep temperature gradients did not exist except at the entrance to Youngs Bay, where marine intrusion was greatest. Summer temperatures at the mouths of Youngs River and Lewis and Clark River were 1 to 3°C warmer than those at the Causeway station, and 2 to 5°C warmer than those at the bay entrance.

Salinities were generally less than 10‰ at the river mouths, but occasionally exceeded 25‰

at the deeper depths found at the Youngs Bay entrance. Salinity gradients existed at all stations during the summer and fall.

Secchi disc readings varied between 0.5 m and 2.2 m (Appendix Table 2-3).

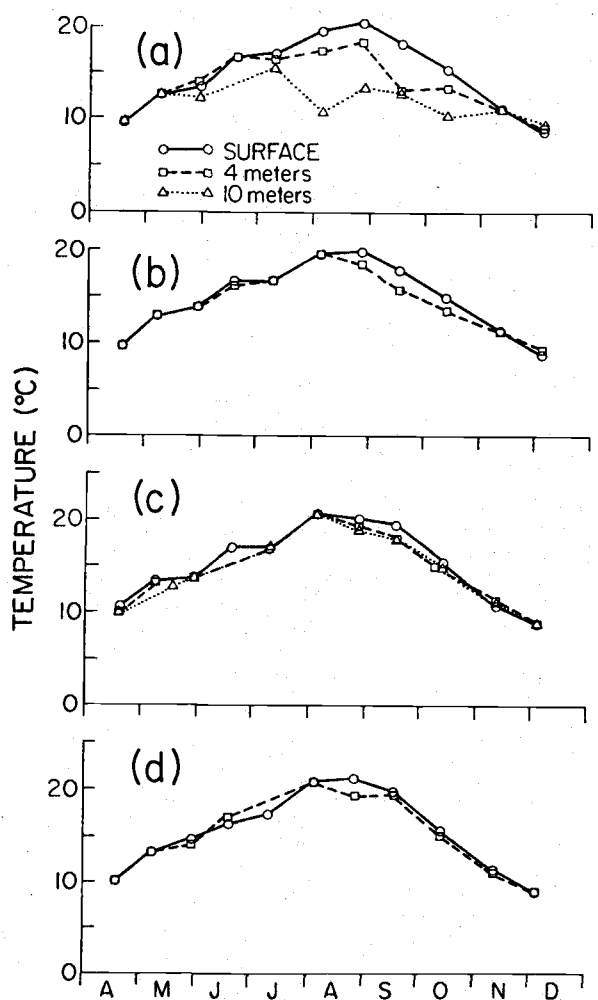


Figure 1. Seasonal changes in temperature during 1974. Measurements were taken at approximately high tide at Entrance to Youngs Bay (a), Causeway (b), Mouth of Youngs River (c), and Mouth of Lewis and Clark River (d). (Location: Appendix Figure 1-1)

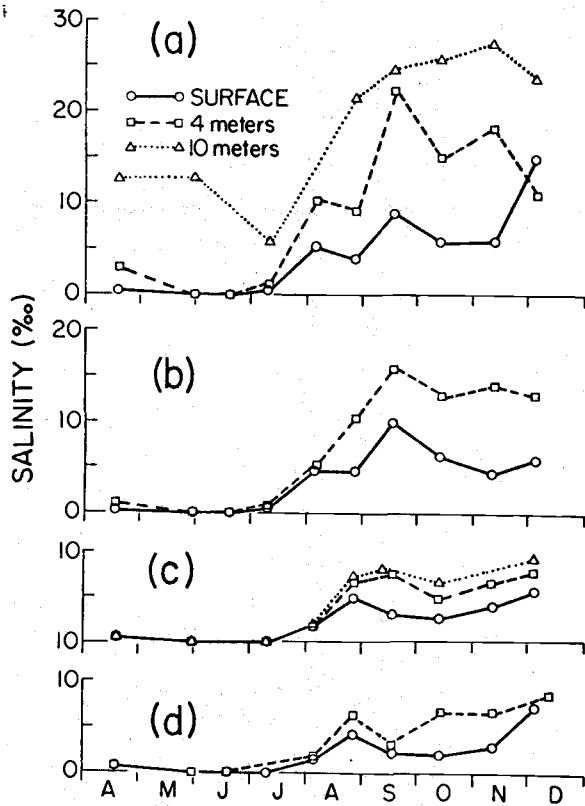


Figure 2. Seasonal changes in salinity during 1974. Measurements were taken at approximately high tide at Entrance to Youngs Bay (a), Causeway (b), Mouth of Youngs River (c), and Mouth of Lewis and Clark River (d).

## INVERTEBRATE ZOOPLANKTON

## METHODS

Invertebrate zooplankton samples were collected with a Clarke-Bumpus sampler which was towed for ten minutes in the upper one meter of water. The sampler was equipped with a 0.239 mm mesh net and a digital flowmeter; a closing device was not used. The flowmeter was calibrated at the Oregon State University Wave Research Facility.

Samples were routinely collected at Station CW-Ch 4. On 26 August 1974 samples were taken along a six-station transect extending upstream from the entrance of Youngs Bay into Youngs River (Appendix Figure 1-2). In addition, a series of samples was taken on 28 and 29 August 1974 at the PW trawl station in conjunction with a diurnal trawling program (Appendix Figure 1-6).

Samples were fixed in 3 to 5% formaldehyde buffered with sodium borate (as borax). Animals were removed from selected samples and identified as specifically as was practical; these animals were used as reference specimens during the counting procedure (see Appendix Table 1-1 for invertebrate checklist). Aliquots of sample were taken with a one-milliliter (ml) Stempel pipette and transferred to a Petri dish for identification and counting under a stereoscopic microscope. One hundred or more animals were counted from each tow, except in the few cases where less than 100 animals were captured.

## RESULTS

Seasonal changes in zooplankton densities in surface water at Station CW-Ch 4 are shown in Table 1. Summer densities exceeded 4,000 zooplankters per cubic meter ( $m^3$ ) (including juvenile copepods). *Eurytemora* was the most abundant copepod and *Daphnia* was the most abundant cladoceran. Zooplankton collected along the transect was similar in composition from station to station, but varied in density with no evident pattern (Table 2). Zooplankton captured during the diurnal series appeared most abundant during the pre-dawn ebb tide (Table 3).

Misitano (1974) described similar, or somewhat lower, zooplankton densities for Youngs Bay during 1972. However, this was a year of extreme flooding which created unfavorable conditions for zooplankton. He indicated (personal communication, 1975) that densities of *Eurytemora* reached 210,000 per  $m^3$  in 1973. Similarly, Haertel and Osterberg

(1967) found *Eurytemora* densities exceeding 108,000 per  $m^3$  in the Columbia River near Chinook Point during 1964. These other investigators found greater densities and a wider variety of species because they made oblique tows which sampled the bottom as well as the surface, while the current study sampled only the surface.

Table 1. Zooplankton densities (number per m<sup>3</sup>) at Station CW-Ch 4 during 1974. Surface tows were made with a Clarke-Bumpus net (mesh size 0.239 mm). (Location: Appendix Figure 1-2)

| Zooplankter             | Date | 8<br>May<br>1120<br>4.5 hrs<br>before<br>high tide | 28<br>May<br>1535<br>5.0 hrs<br>before | 19<br>June<br>1515<br>1.0 hr<br>past | 10<br>July<br>1455<br>4.0 hrs<br>before | 5<br>Aug<br>1559<br>High | 27<br>Aug<br>1020<br>0.5 hr<br>before | 17<br>Sept<br>1605<br>2.0 hrs<br>past | 13<br>Oct<br>1245<br>0.5 hr<br>past | 9<br>Nov<br>1015<br>1.0 hr<br>past | 3<br>Dec<br>1400<br>1.5 hrs<br>before |
|-------------------------|------|--|--|--------------------------------------|---|--------------------------|---------------------------------------|---------------------------------------|-------------------------------------|------------------------------------|---------------------------------------|
| Copepoda                |      |  |  |                                      |   |                          |                                       |                                       |                                     |                                    |                                       |
| Nauplii                 |      |  |  | 0.7                                  |   |                          |                                       |                                       |                                     |                                    |                                       |
| Harpacticoida           |      | 2.7  |  | 0.7                                  |   |                          |                                       |                                       |                                     |                                    |                                       |
| Calanoida               |      |  |  |                                      |   |                          |                                       |                                       |                                     |                                    |                                       |
| <i>Diaptomus</i>        |      |  |  |                                      |   |                          |                                       |                                       |                                     |                                    |                                       |
| females                 |      | 0  | 2.1                                    | 5.0                                  | 41.2                                    | 66.9                     |                                       |                                       |                                     |                                    |                                       |
| males                   |      | 1.1  |  |                                      | 11.0                                    | 22.3                     |                                       | 0.7                                   |                                     |                                    |                                       |
| Total adults            |      | 1.1  | 2.1                                    | 5.0                                  | 52.2                                    | 89.2                     |                                       | 0.7                                   |                                     |                                    |                                       |
| copepodites             |      | 4.9  | 10.5                                   | 2.2                                  | 24.7                                    | 256.4                    |                                       | 1.5                                   |                                     | 0.5                                |                                       |
| <i>Eurytemora</i>       |      |  |  |                                      |   |                          |                                       |                                       |                                     |                                    |                                       |
| females                 |      | 3.3  | 3.2                                    |                                      | 24.7                                    | 301.0                    | 1.4                                   | 1.5                                   | 0.2                                 | 1.5                                | 4.0                                   |
| males                   |      | 2.2  | 1.1                                    |                                      | 44.0                                    | 457.0                    | 26.0                                  | 2.9                                   | 0.4                                 |                                    | 0.7                                   |
| Total adults            |      | 5.5  | 4.3                                    |                                      | 68.7                                    | 758.0                    | 27.4                                  | 4.4                                   | 0.6                                 | 1.5                                | 4.7                                   |
| copepodites             |      | 8.2  | 9.5                                    |                                      | 19.2                                    | 1,337.6                  | 466.0                                 | 6.6                                   | 3.8                                 | 4.5                                | 29.5                                  |
| <i>Epischura</i>        |      |  |  |                                      |   |                          |                                       |                                       |                                     |                                    |                                       |
| females                 |      |  |  |                                      |   | 22.3                     |                                       |                                       |                                     |                                    |                                       |
| males                   |      |  |  |                                      |   | 11.2                     |                                       |                                       |                                     |                                    |                                       |
| Total adults            |      |  |  |                                      |   | 33.5                     |                                       |                                       |                                     |                                    |                                       |
| copepodites             |      |  |  |                                      |   |                          | 1.4                                   |                                       |                                     |                                    |                                       |
| <i>Rhincalanus</i>      |      |  |  |                                      |   |                          |                                       |                                       |                                     |                                    |                                       |
| copepodites             |      |  |  |                                      |   |                          |                                       |                                       |                                     |                                    | 0.3                                   |
| Cyclopoida              |      |  |  |                                      |   |                          |                                       |                                       |                                     |                                    |                                       |
| <i>Cyclops</i>          |      |  |  |                                      |   |                          |                                       |                                       |                                     |                                    |                                       |
| females                 |      | 6.0  | 11.6                                   | 3.6                                  | 19.2                                    | 55.7                     | 5.8                                   | 7.3                                   | 1.8                                 |                                    | 0.3                                   |
| males                   |      | 2.2  | 9.5                                    | 1.4                                  | 13.7                                    | 11.2                     | 1.4                                   |                                       | 1.6                                 |                                    |                                       |
| Total adults            |      | 8.2  | 21.1                                   | 5.0                                  | 32.9                                    | 66.9                     | 7.2                                   | 7.3                                   | 3.4                                 |                                    | 0.3                                   |
| copepodites             |      | 18.1   | 68.5                                   | 12.9                                 | 16.5                                    | 211.8                    | 17.4                                  | 17.6                                  | 6.5                                 | 1.0                                | 3.0                                   |
| <i>Oithona similis</i>  |      |  |  |                                      |   |                          |                                       |                                       |                                     |                                    |                                       |
| copepodites             |      |  |  |                                      |   | 11.2                     |                                       |                                       |                                     |                                    |                                       |
| Cladocera               |      |  |  |                                      |   |                          |                                       |                                       |                                     |                                    |                                       |
| <i>Daphnia</i>          |      |  |  |                                      |   |                          |                                       |                                       |                                     |                                    |                                       |
|                         |      | 2.2  | 27.4                                   | 19.3                                 | 285.8                                   | 1,393.4                  | 5.8                                   | 36.7                                  | 0.2                                 | 5.5                                | 1.3                                   |
| <i>Bosmina</i>          |      |  |  |                                      |   |                          |                                       |                                       |                                     |                                    |                                       |
|                         |      | 5.5  | 76.9                                   | 97.4                                 | 426.0                                   |                          |                                       | 4.4                                   |                                     | 5.0                                |                                       |
| Cirripedia              |      |  |  |                                      |   |                          |                                       |                                       |                                     |                                    |                                       |
| Nauplii                 |      |  |  |                                      |   |                          | 1.4                                   |                                       |                                     |                                    |                                       |
| Unidentified crustacean |      |  |  |                                      |   |                          |                                       |                                       |                                     |                                    |                                       |
| Larvae                  |      |  |  | 0.7                                  |   |                          |                                       |                                       |                                     |                                    |                                       |
| TOTAL                   |      | 56.4   | 220.3                                  | 144.0                                | 926.1                                   | 4,157.6                  | 526.8                                 | 79.3                                  | 15.4                                | 18.1                               | 39.2                                  |

Table 2. Zooplankton densities (number per m<sup>3</sup>) at six stations along a transect extending from the entrance of Youngs Bay to a point approximately 2.5 miles above the mouth of Youngs River. Surface tows were made with a Clarke-Bumpus net (mesh size 0.239 mm) between 1555 hours and 1820 hours, 26 August 1974. High tide was at 2115 hours. (Location: Appendix Figure 1-2)

| Zooplankter        | Station |       |       |       |      |       |
|--------------------|---------|-------|-------|-------|------|-------|
|                    | 1       | 2     | 3     | 4     | 5    | 6     |
| Copepoda           |         |       |       |       |      |       |
| Calanoida          |         |       |       |       |      |       |
| <i>Diaptomus</i>   |         |       |       |       |      |       |
| females            | 1.1     | 0.5   |       | 0.5   | 0.5  |       |
| males              |         |       |       |       | 1.0  |       |
| Total adults       | 1.1     | 0.5   |       | 0.5   | 1.5  |       |
| copepodites        | 2.2     |       | 0.7   | 0.9   |      | 1.0   |
| <i>Eurytemora</i>  |         |       |       |       |      |       |
| females            | 1.1     | 1.9   | 11.6  | 3.2   | 1.5  | 44.9  |
| males              | 14.1    | 15.7  | 29.1  | 16.0  | 6.6  | 109.4 |
| Total adults       | 15.2    | 17.6  | 40.7  | 19.2  | 8.1  | 154.3 |
| copepodites        | 259.6   | 72.4  | 130.8 | 78.1  | 46.7 | 152.3 |
| <i>Centropages</i> |         |       |       |       |      |       |
| females            |         |       |       | 0.5   |      |       |
| <i>Epischura</i>   |         |       |       |       |      |       |
| copepodites        |         | 0.5   |       |       |      |       |
| Cyclopoida         |         |       |       |       |      |       |
| <i>Cyclops</i>     |         |       |       |       |      |       |
| females            | 3.3     | 6.2   | 8.7   | 1.8   | 5.6  |       |
| males              |         | 3.3   | 0.7   |       | 1.0  |       |
| Total adults       | 3.3     | 9.5   | 9.4   | 1.8   | 6.6  |       |
| copepodites        | 30.4    | 6.7   | 39.2  | 15.1  | 4.1  | 2.0   |
| Cladocera          |         |       |       |       |      |       |
| <i>Daphnia</i>     |         |       |       |       |      |       |
|                    | 18.5    | 8.6   | 8.0   | 3.2   | 1.5  |       |
| <i>Bosmina</i>     |         |       |       |       |      |       |
|                    | 3.3     | 1.4   | 1.5   | 0.5   |      |       |
| <i>Podon</i>       |         |       |       |       |      |       |
|                    |         |       |       |       | 1.5  |       |
| Cirripedia         |         |       |       |       |      |       |
| Nauplii            |         |       |       |       |      |       |
|                    |         |       | 0.7   |       |      |       |
| TOTAL              | 333.4   | 117.2 | 231.0 | 119.7 | 70.0 | 309.5 |



Table 3. Zooplankton densities (number per m<sup>3</sup>) at the PW trawl station on 28 and 29 August 1974. A diurnal series of surface tows was made with a Clarke-Bumpus net (mesh size 0.239 mm). High tides occurred at 1140 hours and 2312 hours on 28 August. (Location: Appendix Figure 1-6)

| Zooplankter                    | 28 August 1974 |      |      |      | 29 August 1974 |      |
|--------------------------------|----------------|------|------|------|----------------|------|
|                                | 1305           | 1555 | 1815 | 2235 | 0145           | 0635 |
| Copepoda                       |                |      |      |      |                |      |
| Calanoida                      |                |      |      |      |                |      |
| <i>Eurytemora</i>              |                |      |      |      |                |      |
| females                        |                | 0.5  | 3.2  | 2.7  | 11.5           | 4.2  |
| males                          |                | 1.0  | 0.3  | 3.6  | 10.6           | 5.7  |
| Total adults                   |                | 1.5  | 3.5  | 6.3  | 22.1           | 9.9  |
| copepodites                    | 8.6            | 14.5 | 10.0 | 8.8  | 31.3           | 37.6 |
| <i>Diaptomus</i>               |                |      |      |      |                |      |
| females                        |                |      |      |      | 0.9            |      |
| copepodites                    |                | 0.2  |      | 0.3  | 0.5            | 0.5  |
| Cyclopoida                     |                |      |      |      |                |      |
| <i>Cyclops</i>                 |                |      |      |      |                |      |
| females                        |                | 0.7  | 2.2  | 0.6  | 3.7            | 2.1  |
| males                          |                | 0.5  |      | 0.6  | 1.8            | 0.5  |
| Total adults                   |                | 1.2  | 2.2  | 1.2  | 5.5            | 2.6  |
| copepodites                    | 2.2            | 5.5  | 8.4  | 3.6  | 11.0           | 3.1  |
| Cladocera                      |                |      |      |      |                |      |
| <i>Daphnia</i>                 | 1.3            | 0.5  | 10.3 | 2.1  | 3.2            | 0.5  |
| <i>Bosmina</i>                 |                |      |      | 0.9  |                |      |
| Mysidae                        |                |      |      |      |                |      |
| adults                         |                |      |      |      | 0.9            | 0.5  |
| Unidentified Crustacean larvae |                |      |      |      |                |      |
|                                |                |      |      |      |                | 0.5  |
| Amphipoda                      |                |      |      |      |                |      |
|                                |                |      |      | 3.6  |                |      |
| TOTAL                          | 12.1           | 23.4 | 34.4 | 26.8 | 75.4           | 55.3 |

## LARVAL FISH

## METHODS

Larval fish were collected by means of ten-minute surface tows made with a one-meter net at Station CW-Ch 4 (Appendix Figure 1-2). The mesh openings of this net vary from 0.519 to 0.551 mm.

Filtrate flow rate was measured either with a General Oceanics digital flowmeter (Model 2030/31) or with a digital flowmeter housed in a 5-inch Clarke-Bumpus frame manufactured by Kahl Scientific Instrument Corp. Filtrate volume was computed according to the manufacturer's calibration curve for the General Oceanics meter, and according to data developed by timed test runs made at the OSU Wave Research Facility in the case of the Clarke-Bumpus meter. However, a flowmeter was not available for the first tow, made on 18 April 1974; therefore the filtrate volume estimate was based upon the mean water volume filtered per minute in the eight succeeding tows.

Immediately upon collection, samples were fixed in 3 to 5% formaldehyde buffered with sodium borate (as borax). The samples were also maintained in this solution. Larval fish were identified and counted under a stereoscopic microscope. Complete counts were made of all samples

except the very rich one of 9 May 1974. This sample was divided in a specially constructed splitting chamber, and a one-eighth portion was counted. Vegetative fiber in samples taken during running tides was frequently so abundant that some larvae were obscured during counting. A sample recount indicated that counts on these samples may be 5 to 10% low.

## RESULTS

The variety of larval fish captured was small (Table 4). The dominant taxa were the prickly sculpin (*Cottus asper*) and members of the smelt family (Osmeridae). Smelt attained densities of nearly 10 individuals per m<sup>3</sup>. Peak abundance occurred in the spring; no larvae were captured during the summer. During 1973 Misitano (personal communication, 1975) captured a similar variety of taxa in Youngs Bay, but found a greater variety in other portions of the Columbia River estuary.

Table 4. Densities of larval fish (number per m<sup>3</sup>) at Station CW-Ch 4 during 1974. Surface tows were made with a one-meter net (mesh size measured at 0.519 to 0.551 mm). (Location: Appendix Figure 1-2)

| Taxon  | Date                   | 18                               | 9                             | 28                             | 19                            | 5                   | None Captured on:                              |
|--|------------------------|----------------------------------|-------------------------------|--------------------------------|-------------------------------|---------------------|--|
|  | Reference to high tide | April<br>Time<br>2.5 hrs<br>past | May<br>1556<br>0.5 hr<br>past | May<br>1558<br>4 hrs<br>before | June<br>1610<br>2 hrs<br>past | Aug<br>1531<br>High |  |
| Osmeridae                                    |                        | 3.296                            | 9.876                         | 0.051                          | 0.011                         | 0.003               | 27 and 29 August<br>17 September<br>13 October |
| Cottidae<br><i>Cottus asper</i>              |                        | 0.161                            | 0.159                         | 0.119                          | 0.042                         |                     | 9 and 10 November<br>3 December                |
| Clupeidae<br><i>Clupea harengus pallasii</i> |                        |                                  |                               |                                |                               | 0.008               |  |
| Pleuronectidae                               |                        |                                  |                               | 0.010                          |                               |                     |  |

# BENTHOS

## METHODS

### Faunal Survey

Grab and core samples were taken along transects and at other stations located in the Youngs Bay area (Appendix Figures 1-3 and 1-4). Five replicate samples were taken at Station WRT-6C:3 on 6 March 1974 in order to estimate sample variability. Otherwise, only single samples were collected.

Two Smith-McIntyre grab samplers (0.1 m<sup>2</sup> sample area), an Ekman grab (0.023 m<sup>2</sup>), and a coring tube (15.2 cm diameter) were employed in the survey. Skipanon Waterway stations Skip: 1 through 7 were sampled with the tube which was pushed 20 cm into mud covered by 8 to 30 cm of water. The Smith-McIntyre grab was used at all other stations, except Skip: TB where a light mud substrate required the messenger-trip system of the Ekman grab. Depth of penetration by the Smith-McIntyre grab varied with substrate composition and the amount of lead weight added to the grab. This depth was measured at the center of the grab and ranged between 3 and 18 cm.

Samples were washed either through a 0.425 mm geologic sieve or in a trough built with 0.408 by 0.457 mm stainless steel wire cloth. No distinction is made between these sieving methods in the rest of this report. After washing, the concentrated samples were fixed in 3 to 5% formaldehyde buffered with borax.

In the laboratory samples were transferred to 40% isopropanol to which the stain Rose Bengal had been added.

A specimen collection was developed by removing animals from selected samples and identifying them as specifically as was practical using stereoscopic and compound microscopes. Samples were counted in enamel pans under a three diopter illuminated magnifier, using the specimen collection for reference. Only new or difficult to recognize animals were removed from the pans for microscopic study.

The large amounts of bark and other vegetative debris encountered in many samples made complete counts impractical. In such cases, the sample was drained, mixed thoroughly, and split into subsamples which were then measured for settled volume, and one subsample was counted.

### Exposed Mud Flat Transect

On 18 September 1974, cores 40 cm deep were taken in an exposed mud flat along a 400 m transect, approximately perpendicular to the south shoreline (Appendix Figure 1-5).

The ten samples (one per station) were processed as described above, except that animals were sorted into vials by taxonomic group during the counting procedure.

The amphipod *Corophium salmonis* was further studied for changes in sex ratio and size-class structure that might occur along the transect. Each amphipod examined was sexed and sized (rostrum to telson) as follows: 0 to 0.9 mm, 1.0 to 1.9 mm, etc.

### Vertical Distribution Studies

The vertical distribution of benthic infauna was studied at four stations in the Youngs Bay area (Appendix Figure 1-5). Cores 7.5 to 38 cm in depth were taken by pushing a 3.5 cm diameter plastic tube into exposed mud near the shoreline (Stations Pier 3, Airport, and CWRR) or into substrate captured in a Smith-McIntyre grab (Station FWGS:1). A plunger inserted into the tube reduced air pressure above the substrate and allowed the tube to travel more freely into the substrate. The plunger was used to extrude the core, which was sliced at 0.5 to 5 cm intervals. The sections were fixed separately in 3 to 5% formaldehyde buffered with borax.

In the laboratory each section was washed through a 0.063 mm sieve, transferred to 40% isopropanol (stained with Rose Bengal) and counted under a stereoscopic microscope.

### Dry Weight Analysis

A portion of each sample taken at Station WRT-6C:3 was selected for dry weight analysis. Supplementary measurements were made on animals collected at other stations.

Animals to be weighed were picked free of debris and dried at 60° C for 24 hours. Most samples were dried in aluminum foil tares and weighed on a Mettler balance (Model K-7). Very small samples were dried on 20 mm paper filters, and weighed on a Cahn electrobalance (Model 4100).

Alcohol preservation may have affected these weight analyses through extraction of body fats. The extent of extraction is still being investigated and will be reported in the supplementary report.

Results of dry weight analyses are included with Faunal Survey results.

#### Substrate Texture

A substrate sample normally was removed from each grab sample and taken adjacent to each core sample by pushing a 3.5 cm tube about 5 cm into the sediment. Each sediment plug was stored in a plastic bag and returned to Corvallis for laboratory analysis.

Each sediment sample was centrifuged and measured for volume in a graduated centrifuge tube. The sample was then wet-sieved through two (sometimes three) sieves, and the fractions produced were also centrifuged and measured. Sediment fractions and descriptions are:

|                     |  |
|---------------------|--|
| >0.991 mm           | debris (gravel, barkchips, shells, etc.) |
| 0.246 mm - 0.991 mm | medium and coarse sand                   |
| 0.063 mm - 0.246 mm | fine sand                                |
| <0.063 mm           | silt and clay                            |

The 0.246 mm screening was omitted from some analyses, producing a 0.063 mm to 0.991 mm sand fraction. Skipanon Waterway samples Skip: 1-7 were dry-sieved through a 0.063 mm screen only, as described in Johnson and Cutshall (In Press).

Results of substrate texture analyses are presented with the Faunal Survey and Exposed Mud Flat data.

## RESULTS

### Faunal Survey

A summary of benthos densities is presented in Tables 5 through 8; a complete tabulation of all 1974 benthos data and attendant substrate textures is given in Appendix Table 5-1. The tables show that the amphipod *Corophium* and oligochaete worms dominated that fraction of the benthic fauna captured on a 0.425 mm screen. *Corophium* densities commonly exceeded 10,000 per m<sup>2</sup>, and occasionally 40,000 per m<sup>2</sup> (Appendix Table 5-1).

Conversion to dry-weight densities (Figure 3) served to emphasize the importance of this tube-dwelling amphipod (Appendix Tables 5-3 and 5-4 summarize results of the dry-weight analyses).

Highest *Corophium* densities occurred in the quieter portions of the bay where fine sediments accumulate (e.g. Stations PW: 5 and WRT-6C:3); while regions of coarse sand, (e.g. Station FWGS: 2), harbored lower densities (Table 5).

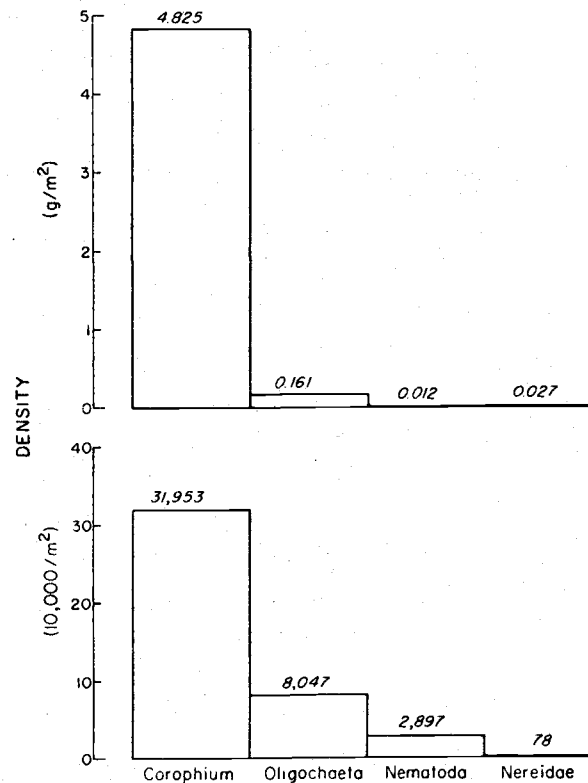


Figure 3. Dry weight and numerical densities of benthic infauna collected at Station WRT-6C:3 on 28 May 1974. (Location: Appendix Figure 1-3)

Faunal composition and density in the Lewis and Clark River and Youngs River were similar to that in Youngs Bay, while the fauna of the Skipanon Waterway contained fewer *Corophium* and more chironomids (Tables 5 to 8).

Seasonal patterns in *Corophium* density are not apparent from a study of Appendix Table 5-1. This presumably arises from sampling errors. (Standard error was 20-25% of the mean for five replicate samples taken at Station WRT-6C:3; Appendix Table 5-2). However, changes in the mean dry weight of *Corophium* suggest probable seasonal events (Figure 4).

The observed early spring weight increase was probably related to rapid individual growth rates and to egg production, while the ensuing weight reduction was probably due to the release of young (carried in brood pouches by females) and deaths of overwintering adults.

Table 5. Densities of benthic fauna (number per m<sup>2</sup>) at selected stations in Youngs Bay and the Columbia River, 1974. (Location: Appendix Figure 1-3)

| Taxon                    | Station | FWGS    | FWGS    | FWGS    | P3FLG   | P3FLG | PW       | PW      | PW      | PW       | PW       |
|--------------------------|---------|---------|---------|---------|---------|-------|----------|---------|---------|----------|----------|
|                          | Date    | 1       | 2       | 3       | 1       | 3c    | 1        | 2       | 3       | 4        | 5        |
|                          |         | 18 June | 18 June | 18 June | 7 Mar   | 7 Mar | 17 Apr   | 7 May   | 17 Apr  | 17 Apr   | 7 May    |
| Amphipoda                |         |         |         |         |         |       |          |         |         |          |          |
| <i>Anisogammarus</i>     |         | 20.2    | 10.1    |         | 65.1    |       | 10.1     | 18.3    |         | 50.5     | 135.4    |
| <i>Corophium</i>         |         | 343.4   | 151.5   | 3,686.9 | 1,856.7 | 50.5  | 11,252.5 | 7,142.9 | 9,717.2 | 24,282.8 | 23,017.4 |
| <i>Eohaustorius</i>      |         | 363.6   | 434.3   | 20.0    |         | 191.9 | 10.1     | 36.6    | 10.1    | 10.1     |          |
| Isopoda                  |         |         |         |         |         |       |          |         |         |          |          |
| <i>Mesidotea</i>         |         |         | 10.1    |         |         |       | 20.2     |         |         | 20.2     |          |
| <i>Gnoringosphaeroma</i> |         |         |         |         |         |       |          | 18.3    |         |          |          |
| Insecta                  |         |         |         |         |         |       |          |         |         |          |          |
| Chironomidae             |         |         |         |         |         |       |          |         |         |          |          |
| Polychaeta               |         |         |         |         |         |       |          |         |         |          |          |
| Ampharetidae             |         |         |         |         | 32.5    |       | 10.1     | 18.3    |         | 40.4     |          |
| Nereidae                 |         |         |         |         | 521.2   |       | 202.0    |         | 50.5    | 323.2    | 348.2    |
| Oligochaeta              |         |         |         | 10.1    | 2,280.1 | 40.4  | 414.1    |         | 404.0   | 2,737.4  | 1,702.0  |
| Hirudinea                |         |         |         |         |         |       |          |         |         |          |          |
| Nematoda                 |         |         | 10.1    |         | 97.7    | 10.1  | 111.1    |         | 101.0   | 434.3    | 1,721.5  |
| Nemertinea               |         |         |         |         |         | 30.3  |          |         | 20.2    |          |          |
| Mollusca                 |         |         |         |         |         |       |          |         |         |          |          |
| <i>Macoma</i>            |         |         |         |         | 846.9   |       | 10.1     | 18.3    | 90.9    | 20.2     |          |
| <i>Corbicula</i>         |         |         |         |         |         |       |          |         |         |          |          |
| Hydracarina              |         |         |         |         |         |       |          |         |         |          |          |
| Ostracoda                |         |         |         |         |         |       |          |         |         |          |          |
| Mysidacea                |         |         |         |         |         |       |          |         |         |          |          |
| <i>Neomysis</i>          |         |         |         |         |         |       |          |         |         |          |          |
| TOTAL                    |         | 727     | 616     | 3,317   | 5,700   | 323   | 12,040   | 7,253   | 10,393  | 27,919   | 26,924   |

Table 5. (cont.)

| Station                 | CW   | CWRR    | WRT6C    | WRT6C   | WRT6C    | WRT6C    | WRT6C    | WRT6C   | WRT6C   |
|-------------------------|------|---------|----------|---------|----------|----------|----------|---------|---------|
| Taxon                   | Date | 29 May  | 7 May    | 7 May   | 28 May   | 7 May    | 7 May    | 7 May   | 7 May   |
|                         |      | Trough  |          | 1       | 3        | 5        | 7        | 100'    | 30'     |
| Amphipoda               |      |         |          |         |          |          |          |         |         |
| <i>Anisogammarus</i>    |      |         |          |         |          | 40.3     |          |         | 110.0   |
| <i>Corophium</i>        |      | 3,545.5 | 20,400.0 | 9,152.5 | 31,953.1 | 36,451.6 | 22,459.5 | 4,913.4 | 5,000.0 |
| <i>Eohaustorius</i>     |      | 303.3   |          |         |          |          |          |         |         |
| Isopoda                 |      |         |          |         |          |          |          |         |         |
| <i>Mesidotea</i>        |      |         |          |         |          |          |          |         |         |
| <i>Gnorimosphaeroma</i> |      |         |          |         |          |          |          |         | 50.0    |
| Insecta                 |      |         |          |         |          |          |          |         |         |
| Chironomidae            |      |         |          |         |          |          |          |         |         |
| Polychaeta              |      |         |          |         |          |          |          |         |         |
| Ampharetidae            |      |         | 66.7     |         |          | 80.6     | 226.5    |         | 1,110.0 |
| Nereidae                |      | 10.1    | 1,033.3  | 135.6   | 78.1     | 1,008.1  | 226.5    | 78.7    | 20.0    |
| Oligochaeta             |      | 20.2    | 33,066.7 | 6,711.9 | 8,046.9  | 29,314.5 | 31,100.0 | 5,543.3 | 5,160.0 |
| Hirudinea               |      |         |          |         |          |          |          |         |         |
| Nematoda                |      | 111.1   | 1,200.0  | 644.0   | 2,890.6  | 1,733.9  | 711.9    | 315.0   | 9,100.0 |
| Nemertinea              |      |         |          |         |          |          |          | 31.5    | 20.0    |
| Mollusca                |      |         |          |         |          |          |          |         |         |
| <i>Macoma</i>           |      |         |          |         |          |          |          |         |         |
| <i>Corbicula</i>        |      |         |          |         |          |          |          |         |         |
| Hydracarina             |      |         |          |         |          |          |          |         |         |
| Ostracoda               |      |         |          |         |          |          | 97.0     |         | 1,800.0 |
| Mysidacea               |      |         |          |         |          |          |          |         |         |
| <i>Neomysis</i>         |      |         | 33.3     |         |          |          |          |         |         |
| TOTAL                   |      | 3,717   | 55,800   | 16,644  | 42,969   | 68,629   | 54,822   | 10,882  | 22,270  |

Table 6. Densities of benthic fauna (number per m<sup>2</sup>) at selected stations in the Skipanon Waterway, 1974.  
Dashes indicate taxon may have been present, but was not counted. (Location: Appendix Figure 1-3)

| Taxon                    | Station<br>Date | SKIP<br>1<br>24 Oct | SKIP<br>2<br>24 Oct | SKIP<br>3<br>24 Oct | SKIP<br>4<br>24 Oct | SKIP<br>5<br>24 Oct | SKIP<br>6<br>24 Oct | SKIP<br>7<br>24 Oct | SKIP<br>TB<br>10 Nov | SKIP<br>Ch 12<br>10 Nov |
|--------------------------|-----------------|---------------------|---------------------|---------------------|---------------------|---------------------|---------------------|---------------------|----------------------|-------------------------|
| Amphipoda                |                 |                     |                     |                     |                     |                     |                     |                     |                      |                         |
| <i>Anisogammarus</i>     |                 | 54.9                |                     |                     |                     |                     |                     |                     | 9.3                  |                         |
| <i>Corophium</i>         |                 | 4,285.7             | 6,428.6             | 1,098.9             | 219.8               |                     |                     | 3,846.2             | 140.2                |                         |
| Isopoda                  |                 |                     |                     |                     |                     |                     |                     |                     |                      |                         |
| <i>Mesidotea</i>         |                 |                     |                     |                     |                     |                     |                     |                     |                      |                         |
| <i>Gnoringosphaeroma</i> |                 |                     |                     |                     |                     |                     |                     |                     |                      |                         |
| Insecta                  |                 |                     |                     |                     |                     |                     |                     |                     |                      |                         |
| Chironomidae             |                 | 1,263.7             | 1,208.8             | 1,098.9             | 2,087.9             | 1,648.3             | 2,472.5             | 54.9                |                      |                         |
| Polychaeta               |                 |                     |                     |                     |                     |                     |                     |                     |                      |                         |
| Ampharetidae             |                 |                     |                     |                     |                     |                     |                     | 54.9                | 9.3                  |                         |
| Nereidae                 |                 |                     |                     |                     |                     |                     |                     |                     | 9.3                  | 18.7                    |
| Oligochaeta              |                 | 604.3               | 19,065.9            | 11,318.7            | 10,384.6            | 4,340.7             | 2,802.8             | 3,967.0             | 84.1                 | 37.4                    |
| Hirudinea                |                 |                     |                     |                     |                     |                     |                     |                     |                      |                         |
| Nematoda                 |                 | 54.9                | 2,142.8             | 439.6               | 109.9               | 1,483.5             | 769.2               |                     |                      |                         |
| Nemertinea               |                 |                     |                     |                     | -                   | 54.9                |                     | -                   |                      |                         |
| Mollusca                 |                 |                     |                     |                     |                     |                     |                     |                     |                      |                         |
| <i>Macoma</i>            |                 | 54.9                |                     |                     |                     |                     |                     |                     |                      |                         |
| <i>Corbicula</i>         |                 |                     |                     |                     |                     |                     |                     |                     |                      | 102.8                   |
| Hydracarina              |                 |                     | 1,098.9             | 384.6               | 164.8               | 109.9               |                     |                     |                      |                         |
| Ostracoda                |                 |                     | 604.4               | 109.9               |                     | 439.6               | 164.8               | 54.9                |                      |                         |
| Mysidacea                |                 |                     |                     |                     |                     |                     |                     |                     |                      |                         |
| <i>Neomysis</i>          |                 |                     |                     |                     |                     |                     |                     |                     |                      |                         |
| TOTAL                    |                 | 6,319               | 30,549              | 14,450              | 12,967              | 8,077               | 6,209               | 7,418               | 252                  | 159                     |

Table 7. Densities of benthic fauna (number per m<sup>2</sup>) at selected stations in Youngs River, 1974. Dashes indicate taxon may have been present, but was not counted. (Location: Appendix Figures 1-3 and 1-4)

| Taxon                    | Station<br>Date | YR<br>6<br>4 Dec | YR<br>5<br>4 Dec | YR<br>3<br>26 Aug | YR<br>Mouth<br>29 May |
|--------------------------|-----------------|------------------|------------------|-------------------|-----------------------|
| Amphipoda                |                 |                  |                  |                   |                       |
| <i>Anisogammarus</i>     |                 |                  | 64.7             |                   | 71.4                  |
| <i>Corophium</i>         |                 | 9,153.3          | 13,689.3         | 2,637.4           | 18,857.1              |
| <i>Eohaustorius</i>      |                 |                  | 64.7             |                   |                       |
| Isopoda                  |                 |                  |                  |                   |                       |
| <i>Mesidotea</i>         |                 |                  |                  |                   |                       |
| <i>Gnoringosphaeroma</i> |                 |                  |                  |                   |                       |
| Insecta                  |                 |                  |                  |                   |                       |
| Chironomidae             |                 | 1,098.4          |                  |                   | 142.9                 |
| Polychaeta               |                 |                  |                  |                   |                       |
| Ampharetidae             |                 | 434.8            | 32.4             | 54.9              | 71.4                  |
| Nereidae                 |                 | 58.6             | 161.8            | 467.0             | 2,142.9               |
| Oligochaeta              |                 | 13,821.5         | 7,378.6          | 26,620.9          | 11,071.4              |
| Hirudinea                |                 | 22.9             |                  |                   |                       |
| Nematoda                 |                 | 183.0            |                  | 82.4              | 1,785.7               |
| Nemertinea               |                 |                  | --               | --                |                       |
| Mollusca                 |                 |                  |                  |                   |                       |
| <i>Macoma</i>            |                 |                  |                  |                   |                       |
| <i>Corbicula</i>         |                 |                  |                  |                   |                       |
| Hydracarina              |                 |                  |                  |                   |                       |
| Ostracoda                |                 |                  |                  |                   |                       |
| Mysidacea                |                 |                  |                  |                   |                       |
| <i>Neomysis</i>          |                 |                  |                  |                   |                       |
| TOTAL                    |                 | 24,783           | 21,392           | 29,863            | 34,143                |



Table 8. Densities of benthic fauna (number per m<sup>2</sup>) at selected stations in the Lewis and Clark River, 1974. Dashes indicate taxon may have been present, but was not counted. (Location: Appendix Figures 1-3 and 1-4)

| Taxon                   | Station | LC      | LC       | LC       | LC       |
|-------------------------|---------|---------|----------|----------|----------|
|                         | Date    | 10      | 8        | 6        | WH       |
|                         |         | 9 Nov   | 9 Nov    | 9 Nov    | 9 Nov    |
| Amphipoda               |         |         |          |          |          |
| <i>Anisogammarus</i>    |         |         | 66.8     |          |          |
| <i>Corophium</i>        |         | 649.8   | 16,347.4 | 20,558.6 | 29,040.0 |
| <i>Eohaustorius</i>     |         |         |          |          |          |
| Isopoda                 |         |         |          |          |          |
| <i>Mesidotea</i>        |         |         |          |          |          |
| <i>Gnorimosphaeroma</i> |         |         |          |          |          |
| Insecta                 |         |         |          |          |          |
| Chironomidae            |         | 216.6   |          | 949.7    | 80.0     |
| Polychaeta              |         |         |          |          |          |
| Ampharetidae            |         |         |          | 497.8    | 160.0    |
| Nereidae                |         |         |          | 279.3    | 960.0    |
| Oligochaeta             |         | 8,519.9 | 579.1    | 15,754.2 | 33,440.0 |
| Hirudinea               |         |         |          |          |          |
| Nematoda                |         |         | 22.3     | 335.2    | 230.0    |
| Nemertinea              |         | --      | --       |          | 240.0    |
| Mollusca                |         |         |          |          |          |
| <i>Macoma</i>           |         |         |          | 167.6    | 160.0    |
| <i>Corbicula</i>        |         |         |          | 55.9     |          |
| Hydracarina             |         |         |          |          |          |
| Ostracoda               |         |         |          |          |          |
| Mysidacea               |         |         |          |          |          |
| <i>Neomysis</i>         |         |         |          |          |          |
| TOTAL                   |         | 9,386   | 17,016   | 38,603   | 64,400   |

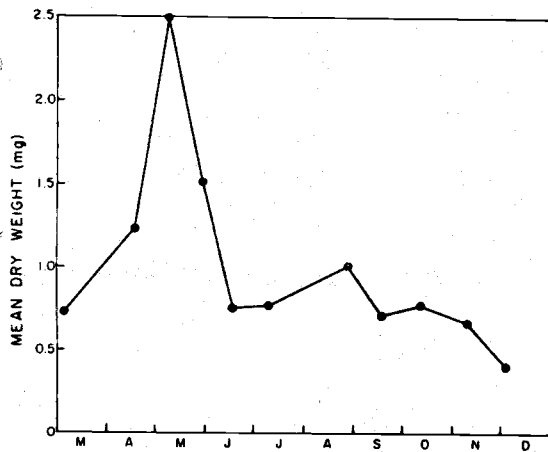


Figure 4. Seasonal changes in mean dry weight of *Corophium* during 1974. Collections were made at Station WRT-6C:3. (Location: Appendix Figure 1-3)

#### *Exposed Mud Flat Transect*

There were similarities between benthos densities and substrate textures along the mud flat transect (Figures 5 and 6). The relative densities of amphipods (predominantly *Corophium*) were related to the fine sand fraction, while oligochaete densities were related to the silt and clay fraction.

Over most of the transect, females outnumbered males (Figure 7). Near the shoreline, however, the male density increased abruptly, producing a 6:1 sex ratio favoring the males.

Size class structure varied along the transect with no apparent pattern, except for a possible increase in the relative density of smaller animals near the shoreline (Figure 8).

#### *Vertical Distribution Studies*

Most benthic forms at the stations studied were found in the upper five centimeters of substrate (Figures 9 and 10). The fauna at Stations FWGS:1 and Pier 3, located in sandy areas, was not as deeply distributed as the fauna found in the mud at Station CWRR. Harpacticoid copepods were extremely abundant in the upper two centimeters at Station CWRR.

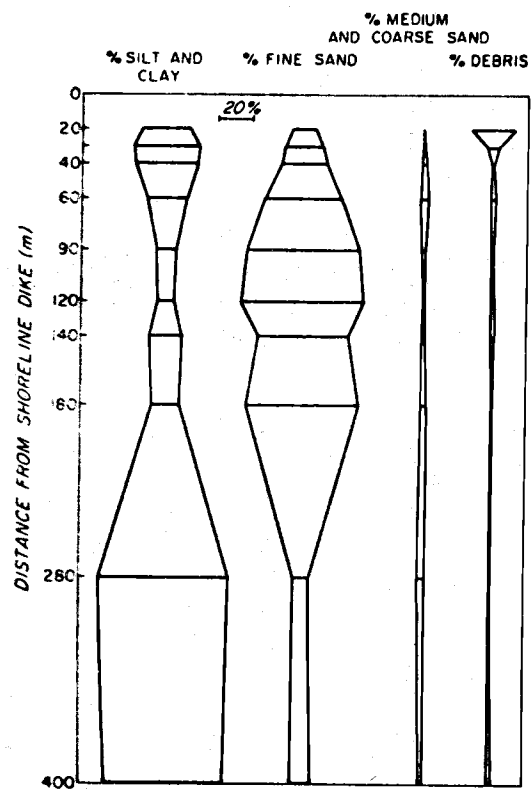


Figure 5. Substrate texture at ten stations extending 400 m along mud flat transect, 18 September 1974. The shoreline dike is set approximately 12 m back from maximum high tide mark. (Location: Appendix Figure 1-5)

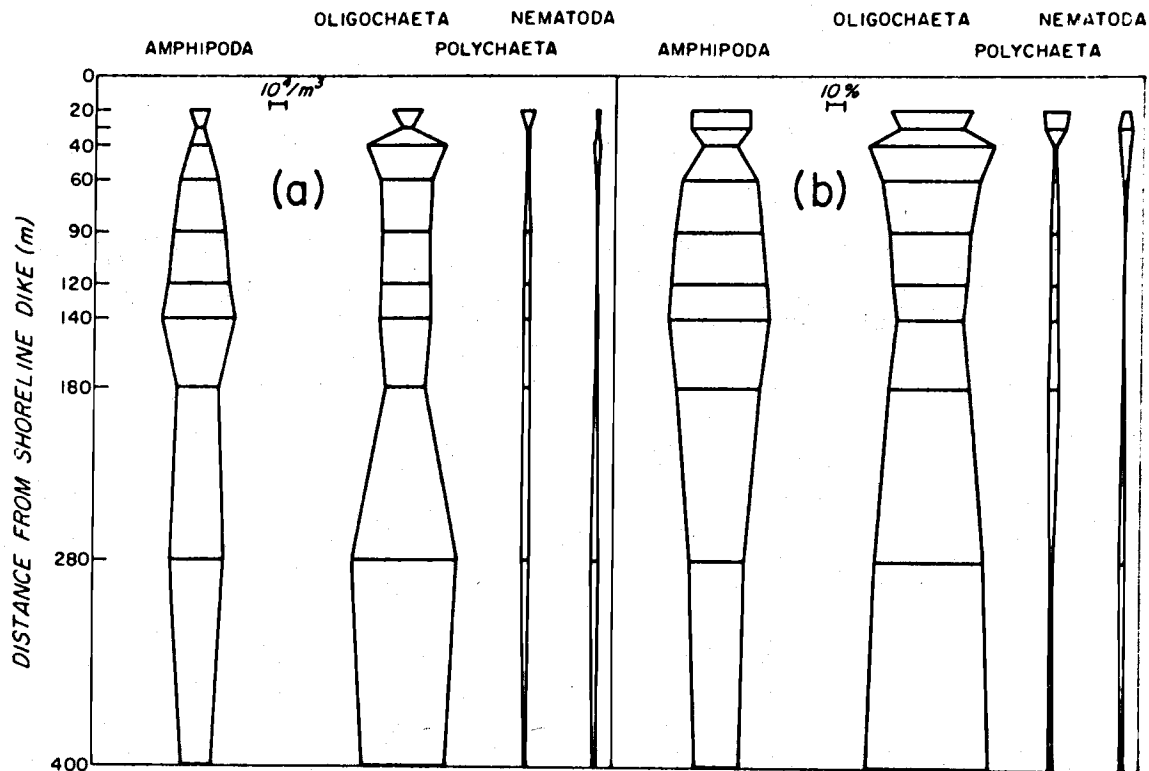


Figure 6. Absolute (a) and relative (b) numerical densities of major benthic groups found at ten transect stations, 18 September 1974. Amphipods at 20 m Station and 30 m Station included 2% and 8% *Anisogammarus*, respectively; otherwise all amphipods counted were *Corophium*. (Location: Appendix Figure 1-5)

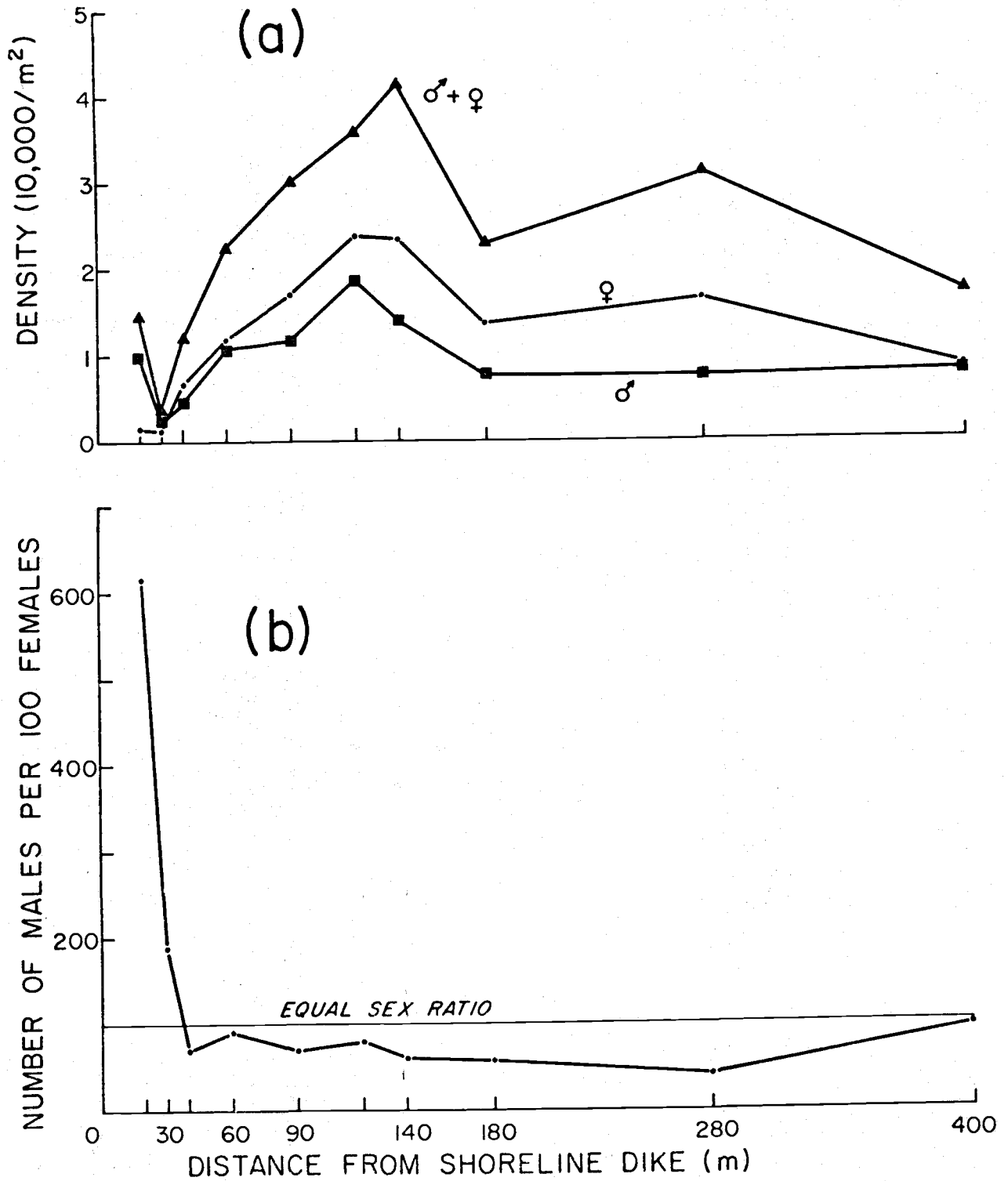


Figure 7. Changes in numerical density (a) and sex ratio (b) of *Corophium* along a transect, 18 September 1974. (Location: Appendix Figure 1-5)

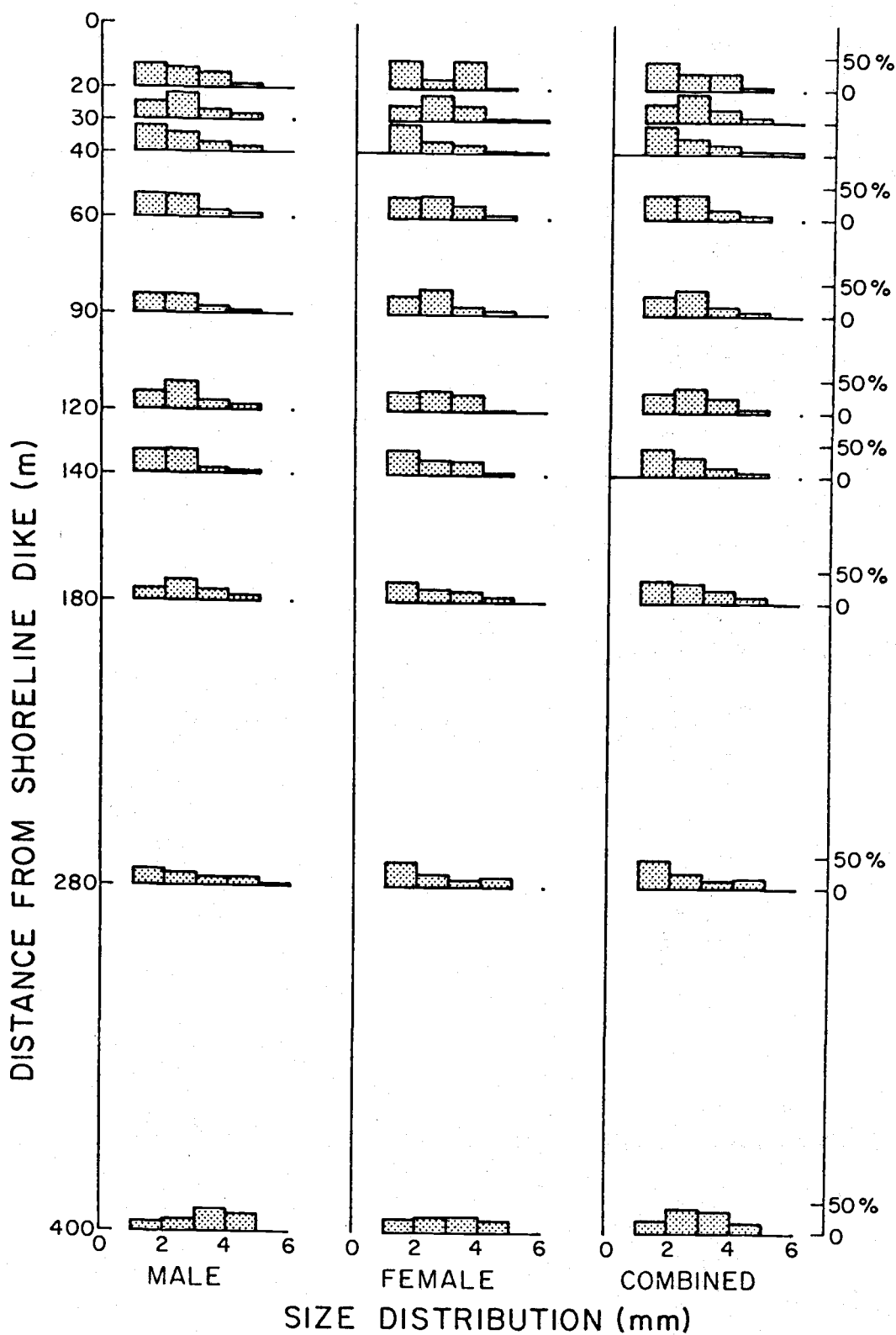


Figure 8. Relative frequencies by size of *Corophium* collected at mud flat transect stations on 18 September 1974. Some animals in the 0 to 0.9 mm size-class may have been lost in screening (0.425 mm mesh). (Location: Appendix Figure 1-5)

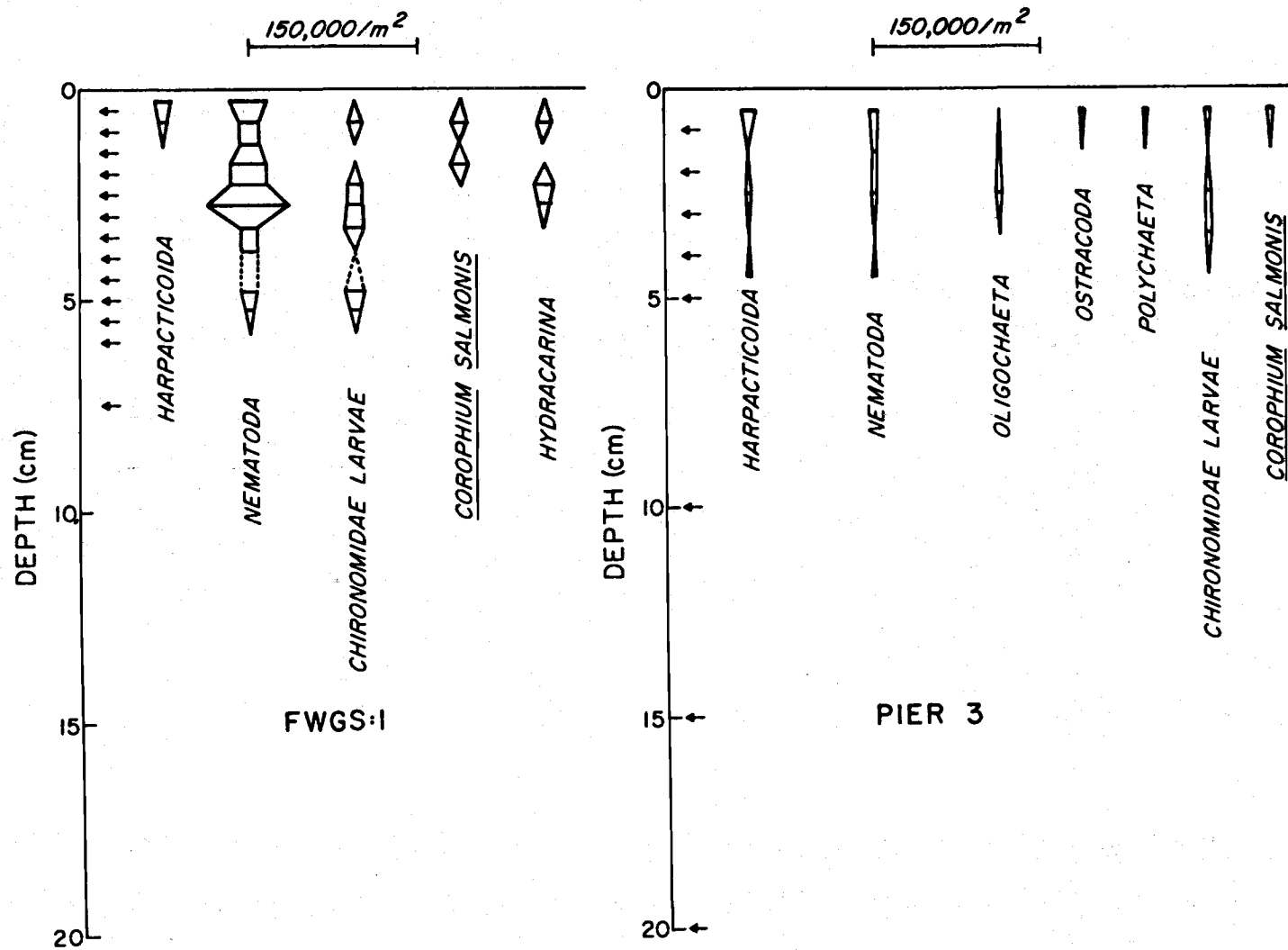


Figure 9. Vertical distributions of benthic infauna at two stations downstream from the causeway, 9 and 10 July 1974. Arrows indicate section intervals. Values were plotted at the center of each section and represent the number of animals found in a 1 cm section beneath 1 m<sup>2</sup> of sediment. Broken lines indicate lost samples. (Location: Appendix Figure 1-5)

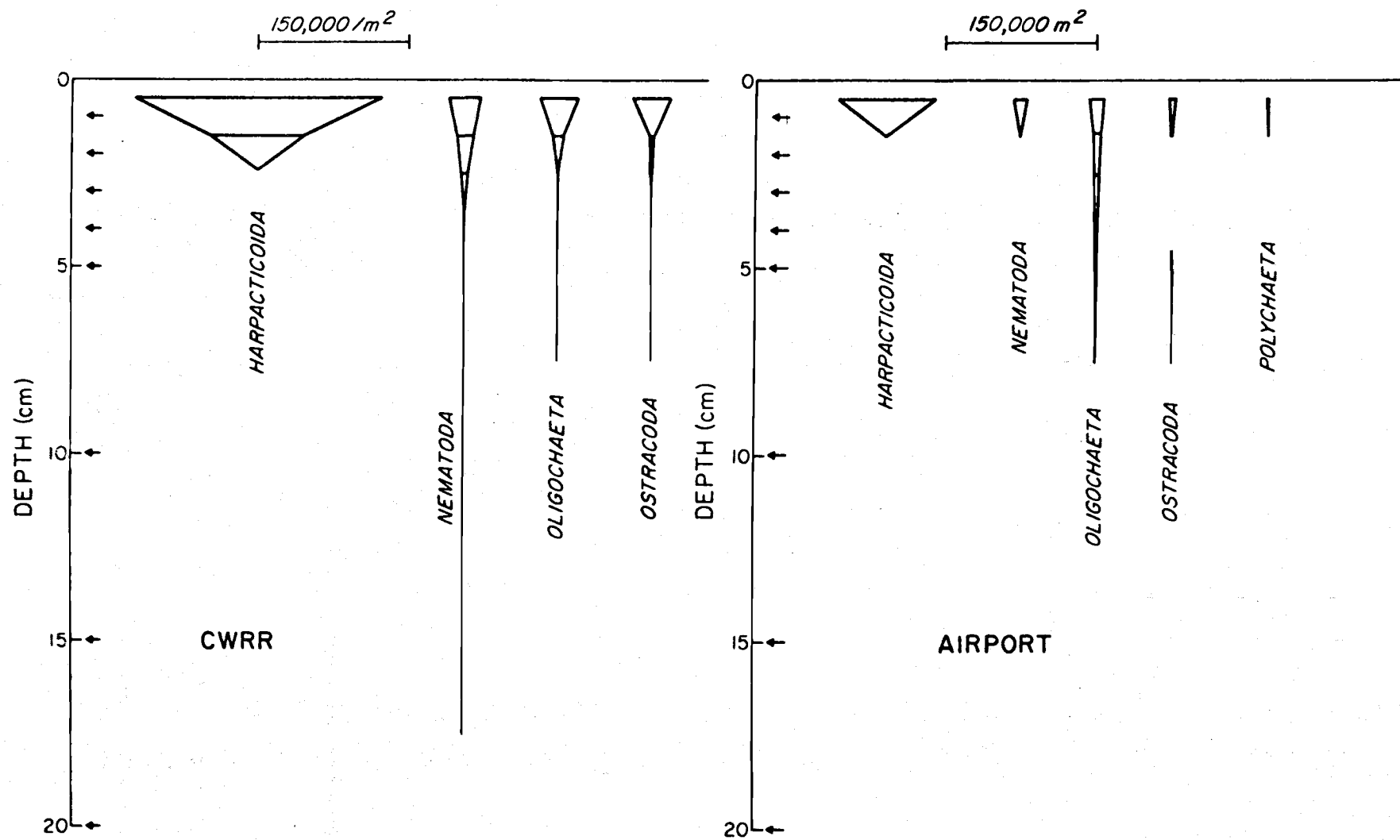


Figure 10. Vertical distributions of benthic infauna at two stations upstream from the causeway, 9 and 10 July 1974. Values for Station CWRR are means from two cores. Arrows indicate section intervals. Values were plotted at the center of each section and represent the number of animals found in a 1 cm section beneath 1 m<sup>2</sup> of sediment. (Location: Appendix Figure 1-5)

## 6

# FISH, EPIBENTHIC SHRIMP, AND DUNGENESS CRABS

## METHODS

### *Bottom Trawling*

Bottom trawls were routinely made at three stations (PW, CWRR, and NMFS 1) and occasionally at one station (NMFS 2). Water depth varied from 5 to 20 feet at these locations. In addition to the periodic daytime tows, a diurnal series of tows was made at Station PW on 28 and 29 August 1974. Trawl locations are shown in Appendix Figure 1-6. A 16-foot (headrope length) semi-balloon box trawl was used in most cases. This trawl is made of knotless nylon, with a  $1\frac{1}{2}$ -inch mesh body,  $1\frac{1}{4}$ -inch mesh cod end, and  $\frac{1}{2}$ -inch mesh cod end liner (stretched measurements). The cod end liner was changed to one of  $\frac{1}{4}$ -inch mesh on 18 June 1974.

A 16-foot otter trawl was used on 18 April 1974. Its construction and performance are similar to those of the box trawl, and the catch results have been added (with notation) to the box trawl data.

On 10 November 1974 alternate tows were made with the box trawl and a 25-foot otter trawl to investigate possible avoidance by fish of the 16-foot trawls. The 25-foot trawl has the same mesh measurements as the box trawl, but lacks the headrope overhang characteristic of box trawls.

Trawls were towed with a 50-foot bridle, attached to trawl boards, 24 x 14 inches (16-foot trawls) or 34 x 15 inches (25-foot trawl) in size.

Tows were generally five minutes in length, measured from the time the trawl reached bottom (gauged by jerks on the tow cable) to the beginning of ascent. Fish undoubtedly were captured during both descent and ascent; thus, differences in water depth may have affected catch rates. Some tows were longer or shorter than five minutes. Rate-of-catch statistics for these tows were adjusted to that of a five minute tow. For example, the number of starry flounder captured during an eight minute tow was multiplied by the factor 5/8.

### *Gillnetting*

One routine station (Ch 8) and three occasional stations (PW, CWRR, and NMFS 1) were fished with nylon gill nets rigged to dive. A single net was generally fished for two hours during the high slack period.

Initially a 125 x 6 foot net with 1/2, 3/4, 1, 1 1/2, and 2-inch mesh panels (stretched measurements) was used. After 6 March 1974 a 90 x 9 foot net with 4, 3, and 1-1/4-inch mesh panels (stretched measurements) was used.

### *Seining*

Beach seining was conducted at Stations P3 and WAR (Appendix Figure 1-6) using a 171-foot beach seine. The net has a continuously tapered body, composed of 7/8-inch knotted nylon mesh; the bag is made of 1/2-inch knotless mesh (stretched measurements). The seine is set perpendicular to shore with the deep end slightly hooked against the current. The bag, positioned near the shallow (shore-side) end, collects fish traveling with the current. After about 15 minutes, the seine is hand-hauled to shore, deep end first.

The seine was used experimentally with satisfactory success in catching small fish.

### *Catch Disposition*

Fish captured by trawl, gill net, and seine were identified to species and counted. All of the fish captured by seine and gill net, and a variable portion (depending on catch size) of the fish captured by trawl were measured for total length to the nearest centimeter (e.g., fish 14.5 to 15.4 cm were designated 15 cm). These measurements were made in the lab, except for those portions of trawl catches which were returned alive to the bay.

All seine and gill net catches and a subsample representative of the fish species and size classes captured by trawl were fixed in 10% formaldehyde. The fish were taken to Corvallis, and transferred to 40% isopropanol.

All epibenthic shrimp (sand shrimp, *Crangon franciscorum*; and members of the family Mysidae) in each trawl catch were similarly fixed, taken to Corvallis, and transferred to 40% isopropanol. The quantity of shrimp contained in each trawl catch was determined by the following procedure. The displacement volume of shrimp and debris was measured. A subsample of this mixture was then divided into sand shrimp, mysids, and debris fractions, and each fraction was measured for displacement volume. The resulting proportions were applied to the total.



Dungeness crabs captured by trawl were sexed and measured for carapace width.

## RESULTS

### *Bottom Trawling*

*Periodic Daytime Tows.* The fish species captured in greatest abundance by trawl was the starry flounder, which usually comprised 60% or more of each catch (Figures 11, 12, and 13; see Appendix Table 6-1 for a tabular summary of trawl catch data). Distinct seasonal trends or differences among stations were not evident, except that the 1974 year-class may have been more abundant upstream (Stations WRRR and NMFS 1) than downstream at Station PW (Figure 14). The greatest variety of species was captured at Station PW (Figures 11, 12, and 13), which experiences higher salinities than the upstream stations. Shiner perch were more abundant at Station PW, and prickly sculpin at Station NMFS 1, while Pacific staghorn sculpin seemed to show no preference (Figure 15).

The sand shrimp, *Crangon franciscorum*, appeared seasonally abundant at all three stations, while mysid shrimp were more abundant at the upstream stations (Figure 14). Dungeness crabs were captured only at Station PW in early winter (Table 9).

Large starry flounder were more numerous at Station PW than at Station NMFS 1 (Figures 16 and 17). The 1974 year class seemed to appear later and in greater numbers at Station NMFS 1. The histogram modes in Figures 16 and 17 seem to change position at similar rates, suggesting that growth rates were similar at the two stations.

*Diurnal Tow Series.* Considerable change occurred in the number and types of animals captured during the diurnal series of trawls made at Station PW (Figures 18 and 19). The variety of fish species captured increased during the night and was greatest at dawn just before low tide (Figure 18). Starry flounder of the 1973 year class were captured at the greatest rate near high tide at night. Pacific staghorn sculpin and *Crangon franciscorum* catches increased at night. Other patterns are difficult to interpret, complicated as they are by sampling errors, the schooling behavior of some fish (e.g. shiner perch), tidal cycles, diurnal cycles, and other factors. However, it is apparent that daytime tows capture only a portion of the species which regularly appear at Station PW.

*Comparative Tows.* Catch statistics for tows made alternately with the 16-foot and 25-foot trawls are presented in Appendix Table 6-1. The comparative performances of the trawls have not yet been analyzed.

### *Gillnetting*

Gill net operations captured more peamouths than other fish species (Tables 10 and 11; see Appendix Table 6-2 for a complete data summary).

Shiner perch and Pacific staghorn sculpin were captured in moderate numbers. Highest catch rates occurred in summer. This may have been due to greater swimming activity during the warm-water period; however, trawl catches of peamouths were also highest during the summer (Figures 11, 12, and 13).

### *Seining*

The same fish species were captured by beach seine as were captured by trawl (Table 12; see Appendix Table 6-3 for a complete data summary). The relatively large catches by seine of juvenile American shad and surf smelt emphasize the probable importance of shallow waters to these young fish.

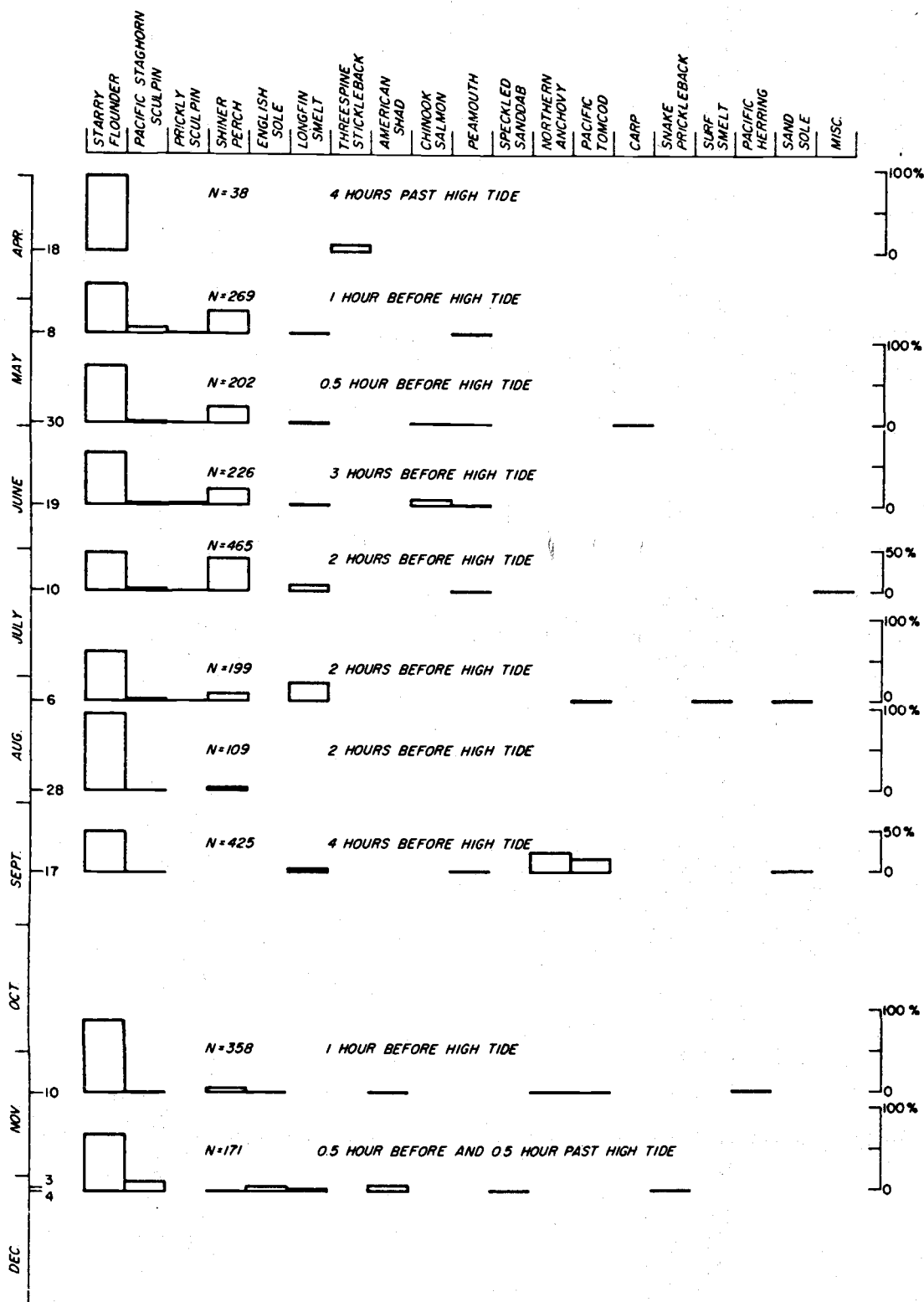


Figure 11. Relative abundances of fish species captured by trawl at Station PW during 1974. The base of each histogram is aligned with date of trawl. Total numbers of fish captured are indicated, along with reference to time of high tide. Catches of 3 December and 4 December were combined to form total catch of 171. A 16-foot box trawl was used on all dates except 18 April, when a 16-foot otter trawl was used. (Location: Appendix Figure 1-6)

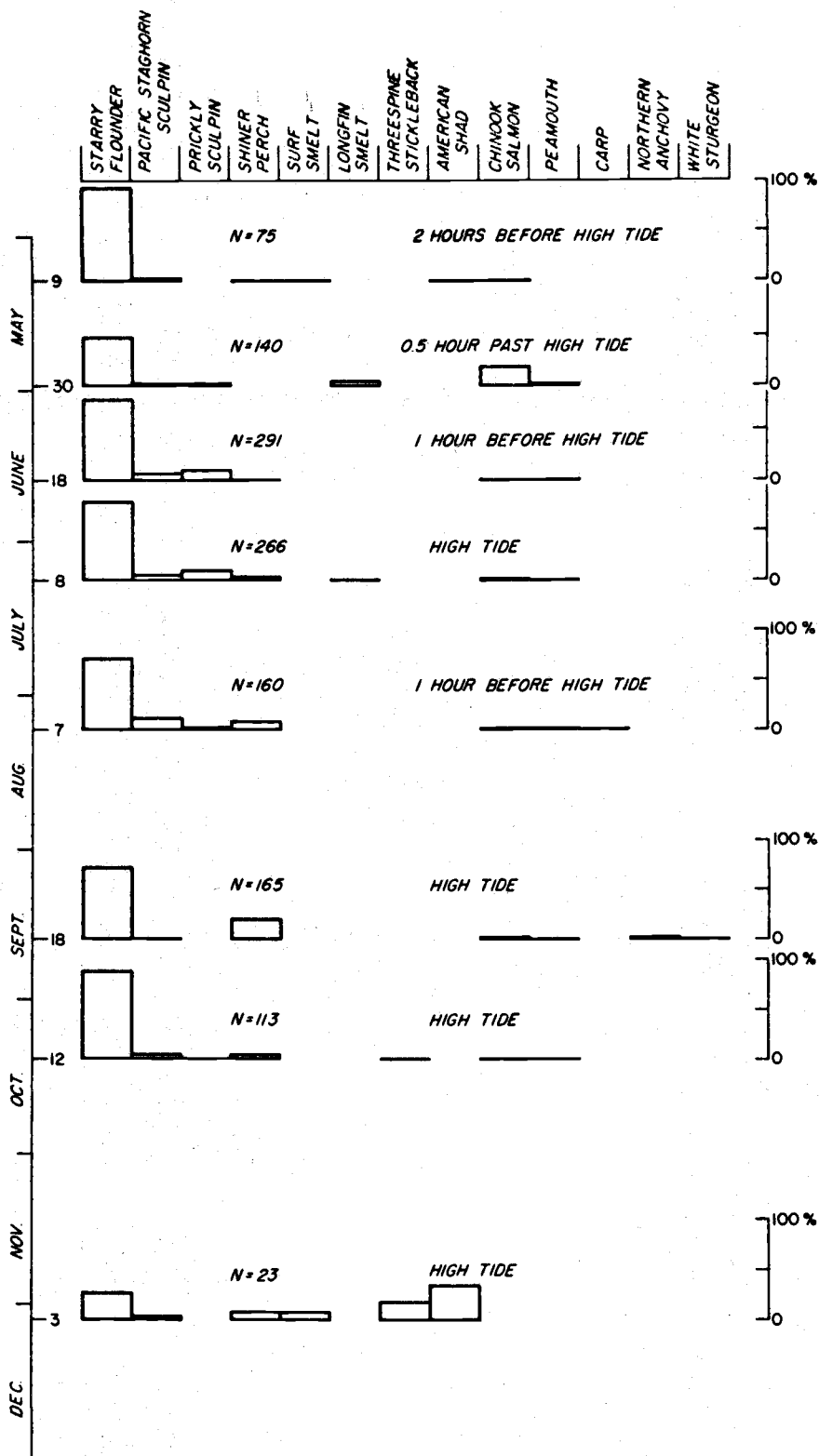


Figure 12. Relative abundances of fish species captured by trawl at Station CWRR during 1974. The base of each histogram is aligned with date of trawl. Total numbers of fish captured are indicated, along with reference to time of high tide. A 16-foot box trawl was used. (Location: Appendix Figure 1-6)

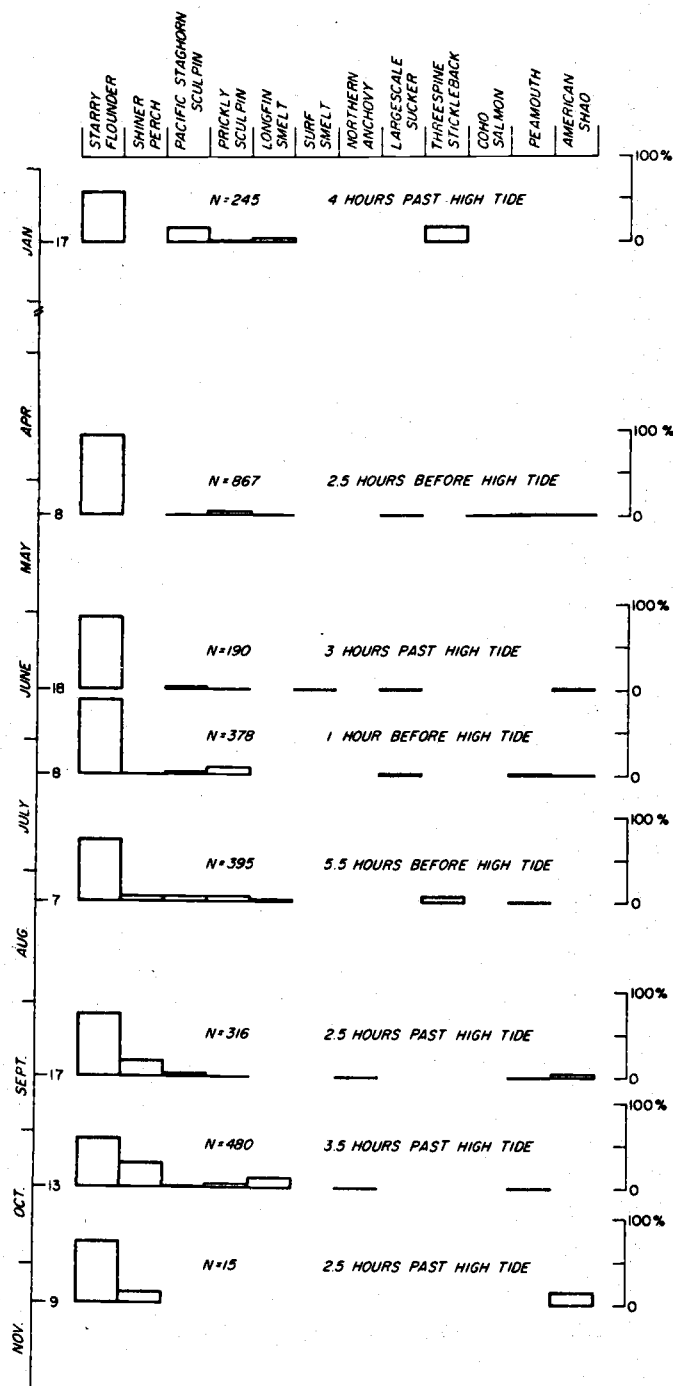


Figure 13. Relative abundances of fish species captured by trawl at Station NMFS 1 during 1974. The base of each histogram is aligned with date of trawl. Total numbers of fish captured are indicated, along with reference to time of high tide. A 16-foot box trawl was used. (Location: Appendix Figure 1-6)

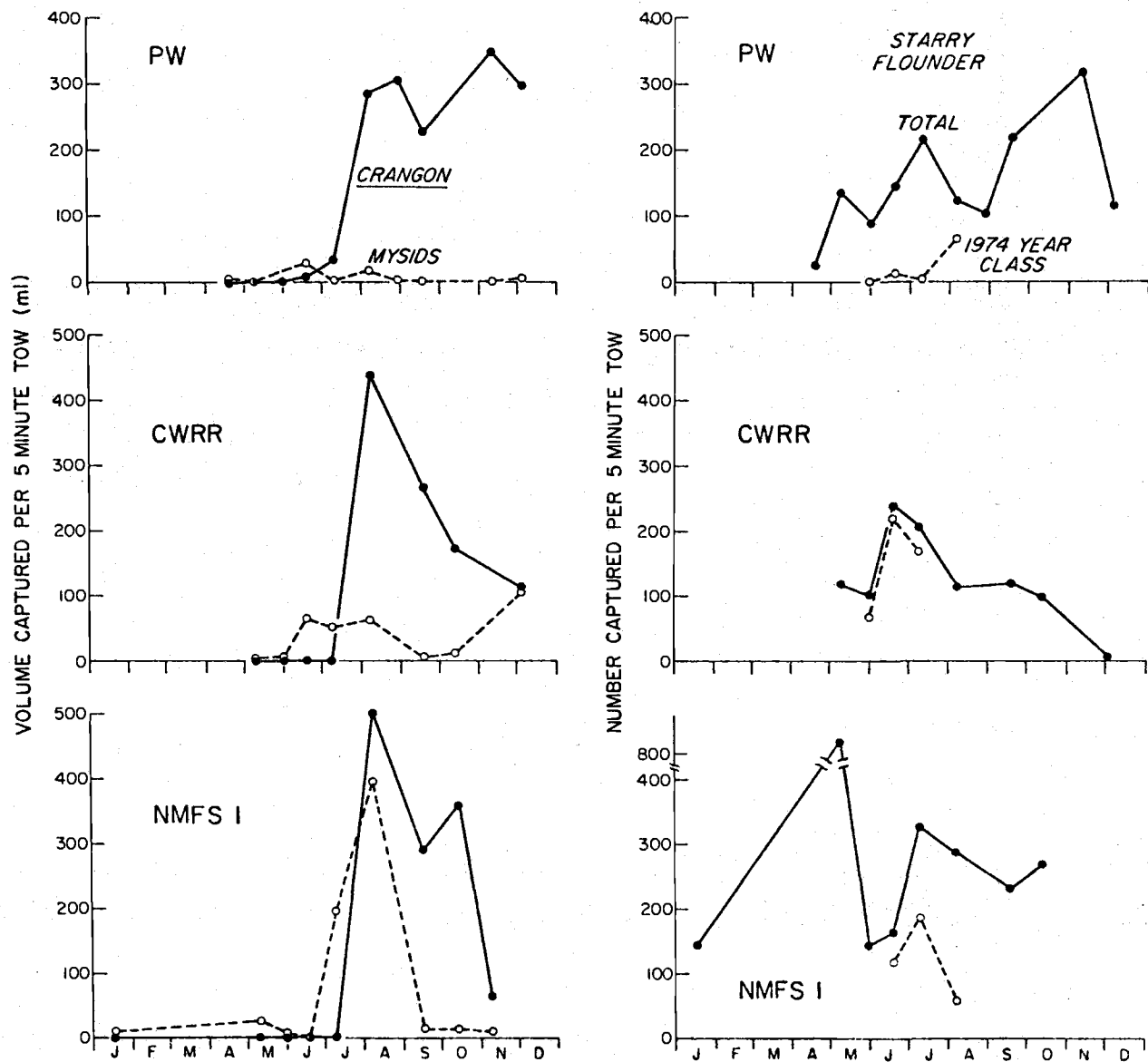


Figure 14. Seasonal changes in trawl catches of flounder and shrimp at three stations during 1974. Tows varied from 2.5 to 12 minutes. A 16-foot box trawl was used. On 18 June, the cod-end liner was changed from a one-half to a one-quarter inch liner (Location: Appendix Figure 1-6)

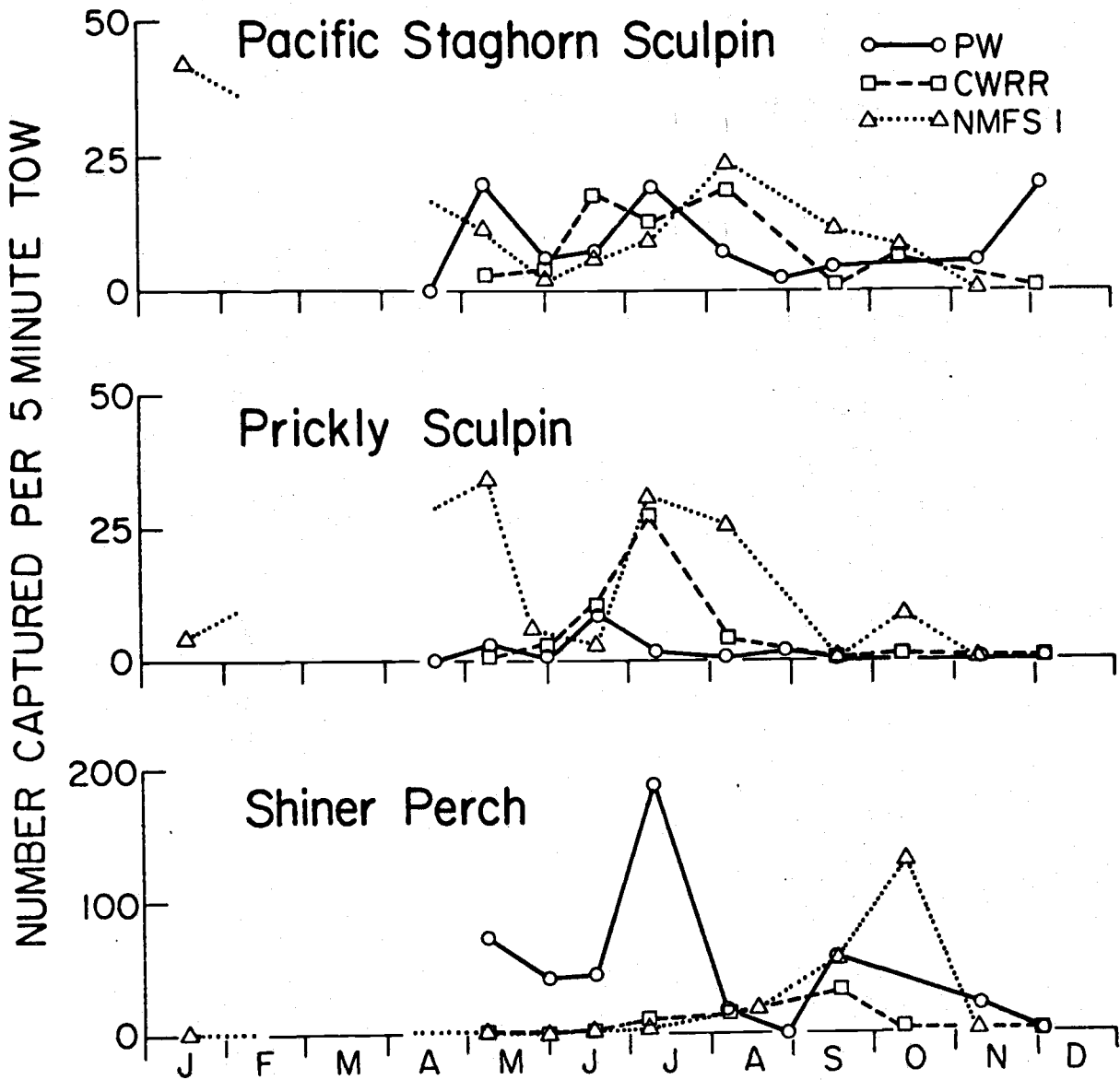


Figure 15. Seasonal changes in trawl catches of Pacific staghorn sculpin, prickly sculpin, and shiner perch at three stations during 1974. Tows varied from 2.5 to 12 minutes. A 16 foot box trawl was used. (Location: Appendix Figure 1-6)

Table 9. Dungeness crabs caught by trawl at Station PW in 1974. Crabs were not captured at other stations or on other dates. Tows were made with the box trawl except those at 0950 and 1240 hours on 10 November, when a 25-foot otter trawl was used. (Location: Appendix Figure 1-6)

| <u>Date</u> | <u>Time</u> | <u>Reference to<br/>high tide</u> | <u>Number caught</u> |                           | <u>Size (cm)</u> |             |
|-------------|-------------|-----------------------------------|----------------------|---------------------------|------------------|-------------|
|             |             |                                   | <u>Total</u>         | <u>per<br/>5 min. tow</u> | <u>Range</u>     | <u>Mean</u> |
| 10 Nov      | 1315        | 3.5 hrs past                      | 1                    | 2.5                       | 12               |             |
| 10 Nov      | 0950        | High                              | 2                    | 2.0                       | 11-13            |             |
| 10 Nov      | 1240        | 3 hrs past                        | 2                    | 5.0                       | 11               |             |
| 3 Dec       | 1500        | 0.5 hrs before                    | 7                    | 7.0                       | 10-13            | 11.4        |
| 4 Dec       | 1700        | 0.5 hrs past                      | 7                    | 5.0                       | 9-15             | 11.1        |
| 5 Dec       | 1000        | 4 hrs past                        | 7                    | 4.4                       | no data          |             |
| 5 Dec       | 1020        | 4.5 hrs past                      | 7                    | 8.8                       | no data          |             |

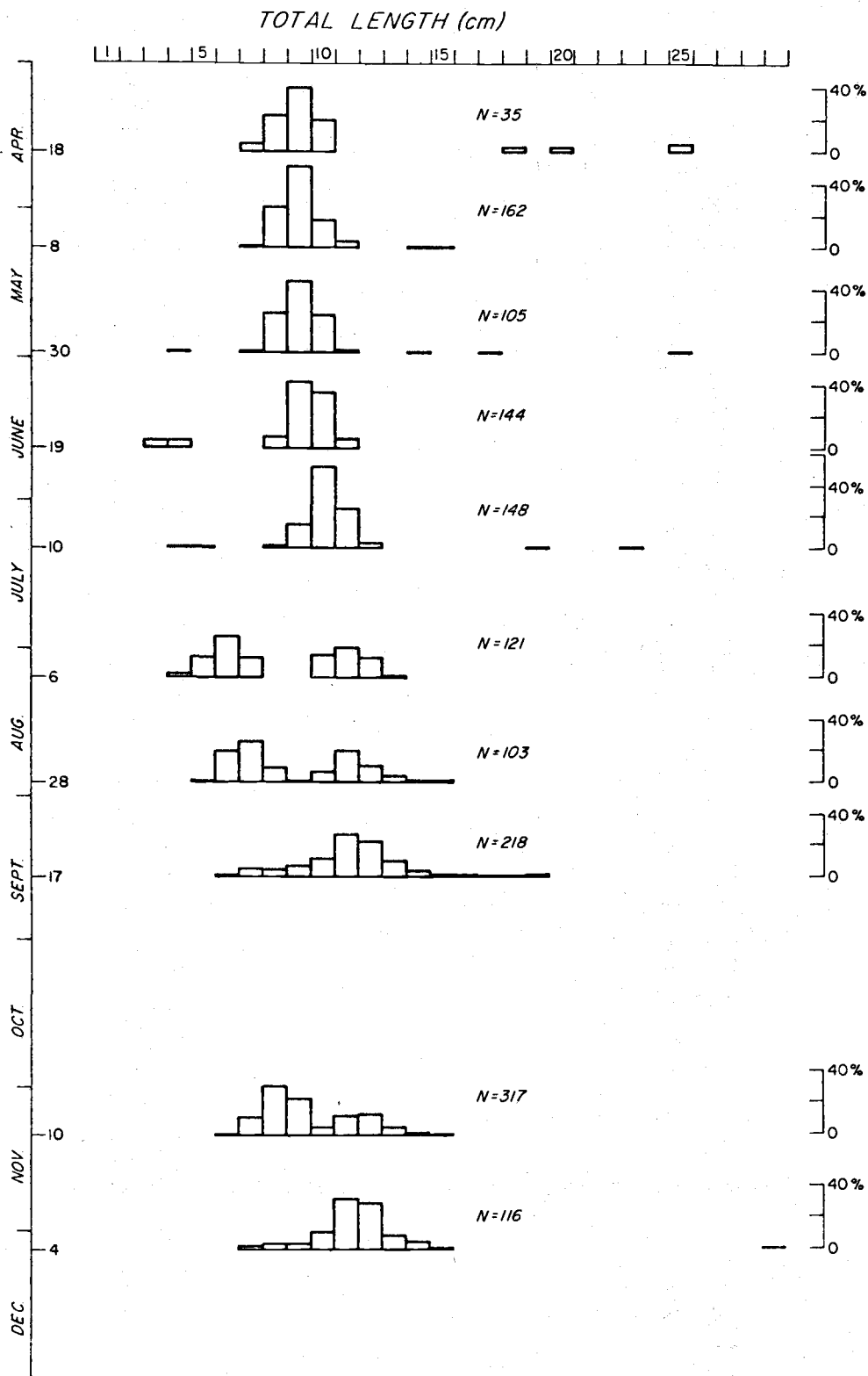


Figure 16. Length-frequency histograms for starry flounder captured by trawl at Station PW during 1974. The base of each histogram is aligned with date of trawl. The 1974 year class first appeared in the 30 May trawl. Numbers of flounder caught are indicated. A 15-foot box trawl was used on all dates except 18 April, when a 16-foot otter trawl was used. (Location: Appendix Figure 1-6)



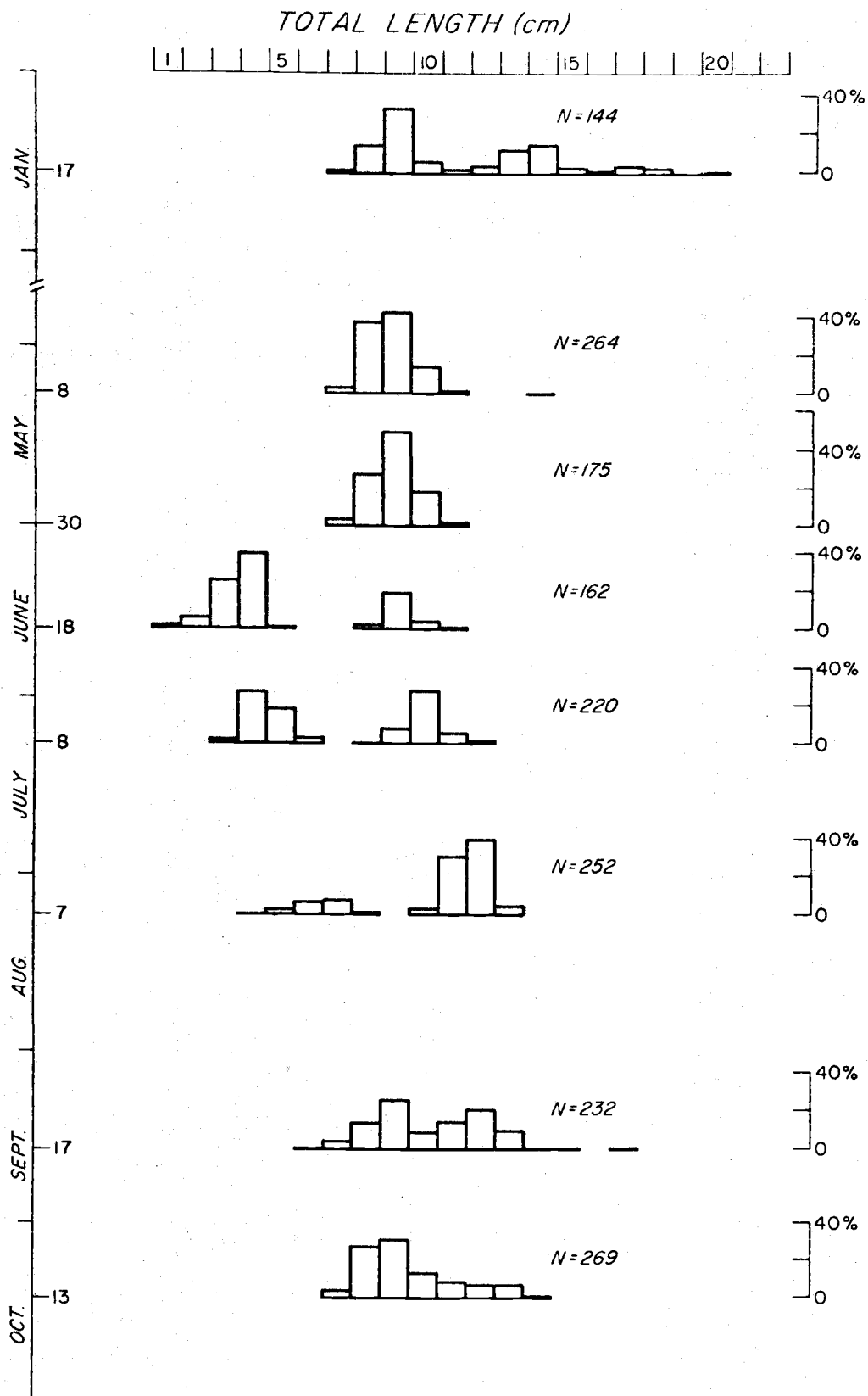


Figure 17. Length-frequency histograms for starry flounder captured by trawl at Station NMFS 1 during 1974. The base of each histogram is aligned with date of trawl. The 1974 year-class first appeared in the 18 June trawl. Numbers of flounder caught are indicated. A 16-foot box trawl was used. (Location: Appendix Figure 1-6)

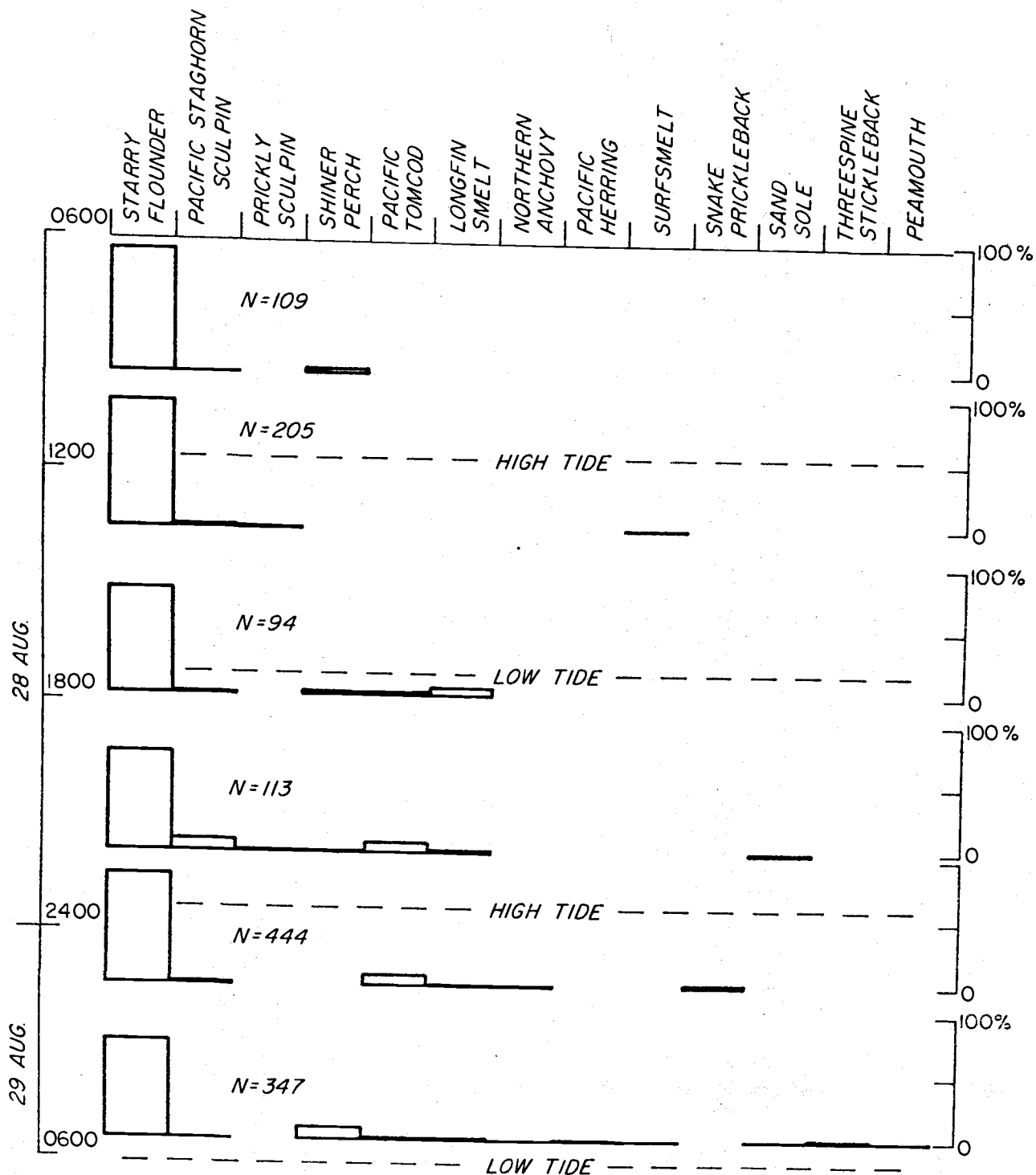


Figure 18. Relative abundances of fish species captured at Station PW during a diurnal series of trawls on 28 and 29 August 1974. The base of each histogram is aligned with date of trawl. Total catch size and times of high and low tide are indicated. A 16-foot box trawl was used. (Location: Appendix Figure 1-6)

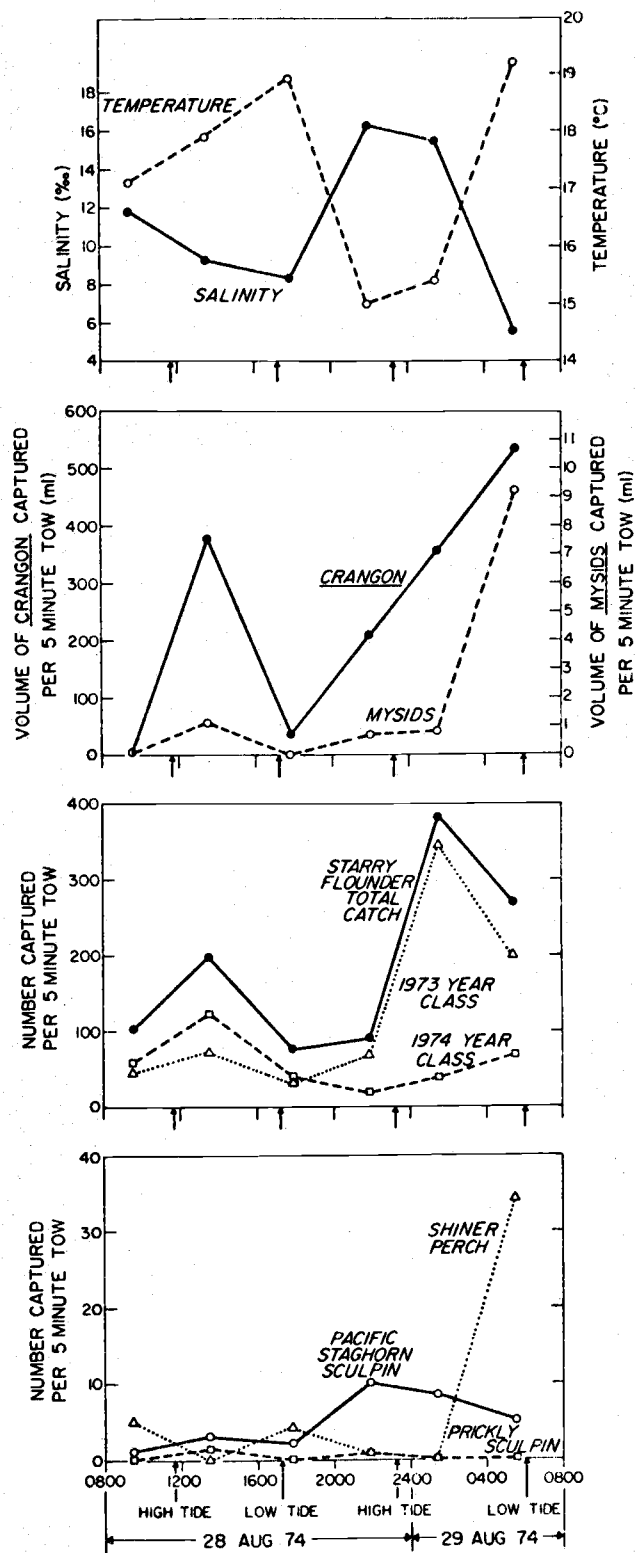


Figure 19. Changes in bottom temperature and salinity, and numbers of shrimp and selected fish species captured by trawl at Station PW. During the diurnal series on 28 and 29 August 1974, six tows were made with a 16-foot box trawl. Bottom depth varied from 2 to 5 meters. (Location: Appendix Figure 1-6)

Table 10. Number of fish caught per hour of gill net operation at Station Ch 8 during 1974. A 90-foot multifilament nylon net was used, except on 6 February and 6 March when a 125-foot monofilament nylon net was used. (Location: Appendix Figure 1-6)

| <u>Date</u> | <u>Time set</u> | <u>Reference to high tide</u> | <u>Length of set (hrs.)</u> | <u>Carp</u> | <u>Largescale sucker</u> | <u>Northern anchovy</u> | <u>Pacific staghorn sculpin</u> | <u>Peamouth</u> | <u>Prickly sculpin</u> | <u>Shiner perch</u> | <u>Starry flounder</u> | <u>TOTAL</u> |
|-------------|-----------------|-------------------------------|-----------------------------|-------------|--------------------------|-------------------------|---------------------------------|-----------------|------------------------|---------------------|------------------------|--------------|
| 6 Feb       | 1050            | 1.5 hrs before                | 1.83                        |             |                          |                         |                                 |                 |                        |                     |                        | 0            |
| 6 Mar       | 1325            | 2 hrs past                    | 2.25                        |             |                          |                         | 0.4                             |                 |                        |                     | 0.9                    | 1.3          |
| 30 May      | 0825            | 1 hr before                   | 2.33                        | 0.4         | 4.7                      |                         |                                 | 3.4             |                        |                     |                        | 8.5          |
| 19 June     | 1226            | 1.5 hrs before                | 2.48                        |             | 0.4                      |                         | 0.8                             | 16.9            |                        | 1.2                 | 2.4                    | 21.7         |
| 8 July      | 1525            | 1.5 hrs before                | 2.58                        |             | 1.5                      |                         | 1.9                             | 6.6             |                        | 0.4                 |                        | 10.4         |
| 7 Aug       | 1055            | 6 hrs before                  | 1.83                        |             |                          |                         | 0.5                             | 11.5            | 0.5                    | 5.5                 |                        | 18.0         |
| 27 Aug      | 0930            | 1.5 hrs before                | 2.33                        |             | 3.0                      |                         | 1.3                             | 13.3            |                        | 1.3                 | 1.3                    | 20.2         |
| 17 Sept     | 1400            | 1 hr before                   | 2.50                        |             |                          | 8.8                     | 0.4                             | 12.8            |                        | 4.0                 | 0.8                    | 26.8         |
| 13 Oct      | 1120            | 1 hr before                   | 2.41                        |             |                          |                         | 0.4                             | 23.6            | 1.2                    | 0.8                 |                        | 26.0         |
| 9 Nov       | 0815            | 1 hr before                   | 2.50                        |             |                          |                         | 2.0                             |                 |                        |                     |                        | 2.0          |
| 3 Dec       | 1420            | 1 hr before                   | 2.00                        |             |                          |                         |                                 |                 |                        |                     | 0.5                    | 0.5          |

Table 11. Number of fish caught per hour of gill net operation at three stations during 1974. A 90-foot multifilament nylon net was used. (Location: Appendix Figure 1-6)

| <u>Date</u>     | <u>Time Set</u> | <u>Reference to high tide</u> | <u>Length of set (hrs.)</u> | <u>American shad</u> | <u>Carp</u> | <u>Coho salmon</u> | <u>Largescale sucker</u> | <u>Longfin smelt</u> | <u>Northern anchovy</u> | <u>Pacific staghorn sculpin</u> | <u>Peamouth</u> | <u>Prickly sculpin</u> | <u>Shiner perch</u> | <u>Starry flounder</u> | <u>Surf smelt</u> | <u>White sturgeon</u> | <u>TOTAL</u> |
|-----------------|-----------------|-------------------------------|-----------------------------|----------------------|-------------|--------------------|--------------------------|----------------------|-------------------------|---------------------------------|-----------------|------------------------|---------------------|------------------------|-------------------|-----------------------|--------------|
| STATION: PW     |                 |                               |                             |                      |             |                    |                          |                      |                         |                                 |                 |                        |                     |                        |                   |                       |              |
| 29 May          | 1340            | 5 hrs past                    | 2.08                        | 0.5                  | 1.0         | 0.5                | 3.8                      |                      |                         |                                 | 19.7            |                        |                     | 0.5                    |                   |                       | 26.0         |
| 10 July         | 1700            | 1 hr before                   | 1.67                        |                      |             |                    | 0.6                      |                      |                         | 2.4                             | 5.4             |                        |                     |                        |                   |                       | 8.4          |
| 28 Aug          | 1435            | High                          | 2.00                        |                      |             |                    |                          |                      |                         |                                 | 2.5             |                        | 0.5                 | 0.5                    | 0.5               |                       | 4.0          |
| 10 Nov          | 0840            | 1 hr before                   | 3.00                        |                      |             |                    |                          |                      |                         | 0.7                             |                 |                        | 12.7                | 3.3                    |                   |                       | 16.7         |
| -----           |                 |                               |                             |                      |             |                    |                          |                      |                         |                                 |                 |                        |                     |                        |                   |                       |              |
| STATION: CWRR   |                 |                               |                             |                      |             |                    |                          |                      |                         |                                 |                 |                        |                     |                        |                   |                       |              |
| 18 June         | 1130            | 2 hrs before                  | 2.50                        |                      |             |                    | 0.8                      |                      |                         | 3.6                             | 5.2             |                        | 3.2                 | 0.4                    |                   |                       | 13.2         |
| 18 Sept         | 1430            | 1 hr before                   | 2.75                        |                      |             |                    |                          |                      | 9.4                     | 0.7                             | 2.2             |                        | 6.5                 | 0.7                    |                   | 0.4                   | 19.9         |
| 12 Oct          | 1025            | 1 hr before                   | 3.33                        |                      |             |                    |                          |                      | 0.3                     | 0.3                             | 1.8             |                        | 2.1                 |                        |                   |                       | 4.5          |
| -----           |                 |                               |                             |                      |             |                    |                          |                      |                         |                                 |                 |                        |                     |                        |                   |                       |              |
| STATION: NMFS 1 |                 |                               |                             |                      |             |                    |                          |                      |                         |                                 |                 |                        |                     |                        |                   |                       |              |
| 28 May          | 1522            | 5 hrs before                  | 2.05                        |                      |             |                    | 1.0                      |                      |                         |                                 | 14.6            |                        |                     | 0.5                    |                   |                       | 16.1         |
| 29 May          | 0837            | High                          | 2.55                        |                      |             |                    | 0.8                      |                      |                         | 0.4                             | 0.8             |                        |                     | 1.2                    |                   |                       | 3.2          |
| 6 Aug           | 0910            | 6 hrs past                    | 1.83                        |                      |             |                    | 2.7                      | 0.5                  |                         | 0.5                             | 47.0            | 0.5                    | 1.6                 |                        |                   |                       | 53.0         |

Table 12. Catch by seine at Stations P3 and WAR, 27 August to 11 November 1974. A 171-foot beach seine was used. (Location: Appendix Figure 1-6)

| <u>Date</u>   | <u>Time</u> | <u>Reference to high tide</u> | <u>American shad</u> | <u>Carp</u> | <u>Chinook salmon</u> | <u>Largescale sucker</u> | <u>Pacific staghorn sculpin</u> | <u>Peamouth</u> | <u>Shiner perch</u> | <u>Starry flounder</u> | <u>Surf smelt</u> | <u>Threespine stickleback</u> | <u>TOTAL</u> |
|---------------|-------------|-------------------------------|----------------------|-------------|-----------------------|--------------------------|---------------------------------|-----------------|---------------------|------------------------|-------------------|-------------------------------|--------------|
| STATION: P3   |             |                               |                      |             |                       |                          |                                 |                 |                     |                        |                   |                               |              |
| 27 Aug        | 1510        | 5.5 hrs past                  |                      |             | 1                     |                          | 4                               | 1               | 7                   | 12                     |                   | 2                             | 27           |
| 12 Oct        | 1530        | 4 hrs past                    | 16                   | 1           | 7                     |                          |                                 |                 | 19                  | 15                     |                   | 28                            | 79           |
| 11 Nov        | 0945        | 1 hr before                   | 35                   |             |                       | 6                        |                                 |                 |                     |                        | 118               | 2                             | 168          |
| STATION: PW 5 |             |                               |                      |             |                       |                          |                                 |                 |                     |                        |                   |                               |              |
| 27 Aug        | 1700        | 5 hrs before                  |                      |             |                       |                          | 7                               | 29              | 13                  | 16                     |                   |                               | 74           |

# CONTENTS OF FISH STOMACHS

## METHODS

Fish to be examined for stomach contents were taken from preserved portions of trawl catches made at Stations PW and NMFS 1. The composition (in terms of fish species and size classes) of the subsample examined for stomach contents was approximately the same as the composition of the trawl catch.

Stomachs were excised and placed in separately labeled vials, and later examined under a stereoscopic microscope. The fullness of each stomach and the percent contribution of each food type to the total contents was estimated visually. Stomach fullness varied considerably with individuals and season. Therefore, the "fraction-of-contents" values may be misleading when considering the contributions of various food types to fish growth. For this reason, another variable is also presented: "fraction of maximum stomach volume", which is computed by multiplying "fraction of contents" times "stomach fullness".

## RESULTS

The seasonal food habits of the most frequently captured fish are shown in Figure 20 (Station PW) and Figure 21 (Station NMFS 1). *Corophium* was heavily preyed upon, especially by juvenile chinook salmon, and by starry flounder during the period of rapid growth (June-September).

The overall pattern of food selection by the mixed-species population shows that *Corophium* was eaten more frequently at Station NMFS 1 than at Station PW (Table 13). The heavy consumption of bivalves at Station PW included whole clams (*Macoma*) as well as clam siphons bitten off by young flounder. Mean stomach fullness was greatest during the summer, and was consistently higher at Station NMFS 1 than at Station PW.

The general prevalence of benthic forms over planktonic forms (e.g., calanoid and cyclopoid copepods) in these results may be related both to method of fish collection (bottom trawl) and to the abundance of benthic life in this shallow-water estuary.

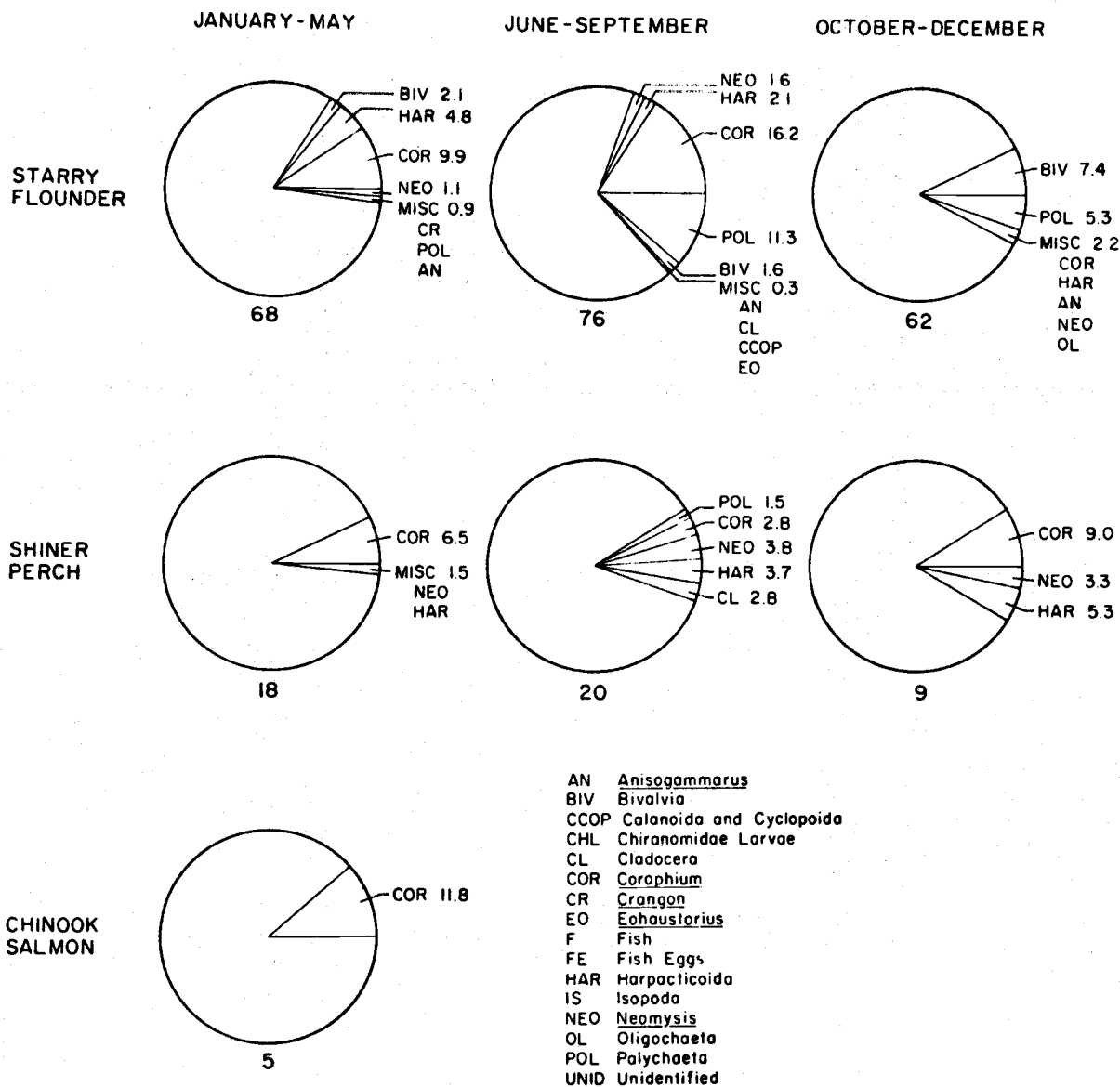


Figure 20A. Contributions of food types to stomach contents of starry flounder, shiner perch and chinook salmon captured by trawl at Station PW. Contributions are represented as fractions of maximum stomach volume. This representation shows the fraction of the stomach which was empty, and is helpful in showing seasonal changes in food habits, where the consumption rate undergoes seasonal cycles. (Location: Appendix Figure 1-6)





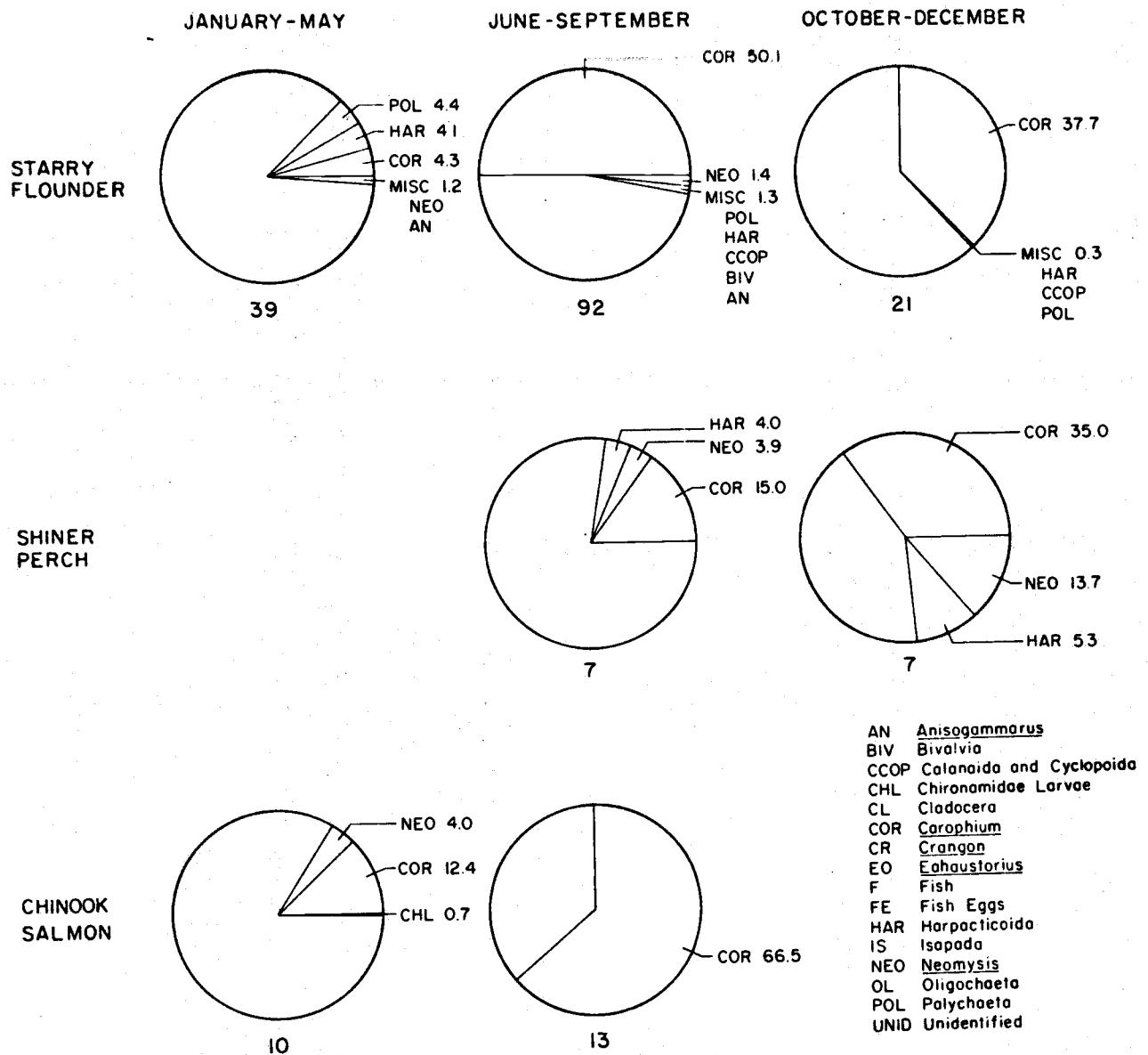


Figure 21A. Contributions of food types to stomach contents of starry flounder, shiner perch and chinook salmon captured by trawl at Station NMFS 1. Contributions are represented as fractions of maximum stomach volume. This representation shows the fraction of the stomach which was empty, and is helpful in showing seasonal changes in food habits, where the consumption rate undergoes seasonal cycles. (Location: Appendix Figure 1-6)

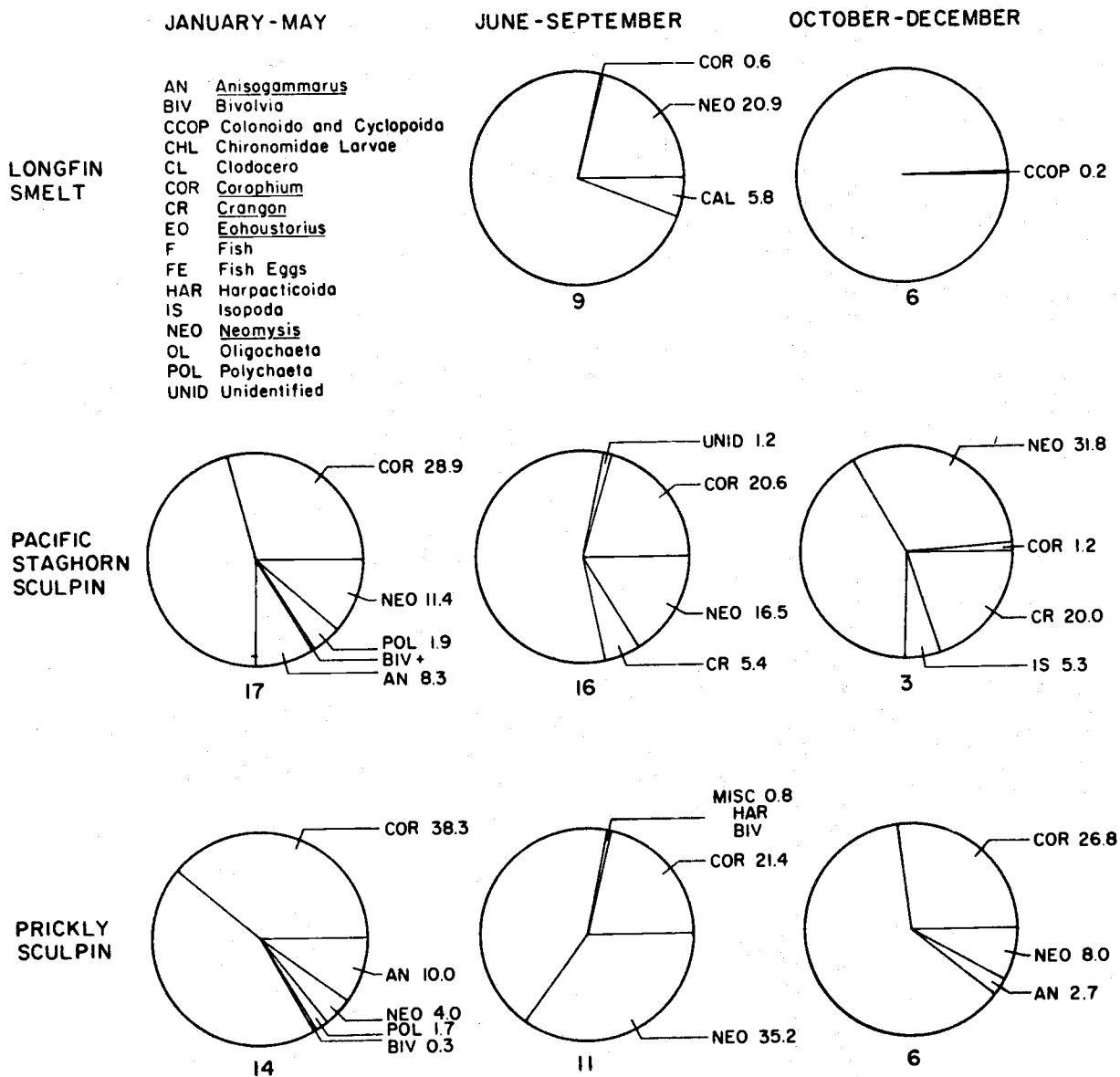


Figure 21B. Contributions of food types to stomach contents of longfin smelt, Pacific staghorn sculpin and prickly sculpin captured by trawl at Station NMFS 1. Contributions are represented as fractions of maximum stomach volume. This representation shows the fraction of the stomach which was empty, and is helpful in showing seasonal changes in food habits, where the consumption rate undergoes seasonal cycles. (Location: Appendix Figure 1-6)

Table 13 Mean contributions of various food types to stomach contents of fish captured at Stations PW and NMFS 1. The values approximately represent the seasonal importance of each food type to the mixed-species population of fish sampled by trawling. (Location: Appendix Figure 1-6)

| Food                 | Station | Mean fraction of stomach contents (%) |           |         |
|----------------------|---------|---------------------------------------|-----------|---------|
|                      |         | Jan-May                               | June-Sept | Oct-Dec |
| <b>Amphipoda</b>     |         |                                       |           |         |
| <i>Corophium</i>     | PW      | 62.9                                  | 32.8      | 18.0    |
|                      | NMFS 1  | 52.5                                  | 74.3      | 74.2    |
| <i>Anisogammarus</i> | PW      | 1.4                                   | 2.3       | 5.9     |
|                      | NMFS 1  | 7.6                                   | +         | 0.7     |
| <b>Copepoda</b>      |         |                                       |           |         |
| Harpacticoida        | PW      | 19.1                                  | 5.7       | 6.8     |
|                      | NMFS 1  | 18.8                                  | 0.8       | 1.9     |
| Calanoida &          | PW      | 2.8                                   | 5.5       | 0.7     |
| Cyclopoida           | NMFS 1  | 0                                     | 3.1       | 6.2     |
| <b>Decapoda</b>      |         |                                       |           |         |
| <i>Crangon</i>       | PW      | 0.7                                   | 4.8       | 4.2     |
|                      | NMFS 1  | 0                                     | 1.0       | 2.1     |
| <b>Mysidacea</b>     |         |                                       |           |         |
| <i>Neomysis</i>      | PW      | 6.4                                   | 17.5      | 12.2    |
|                      | NMFS 1  | 9.7                                   | 18.4      | 10.0    |
| <b>Polychaeta</b>    |         |                                       |           |         |
|                      | PW      | 1.2                                   | 13.6      | 10.5    |
|                      | NMFS 1  | 10.0                                  | 0.6       | 1.2     |
| <b>Mollusca</b>      |         |                                       |           |         |
| Bivalvia             | PW      | 3.6                                   | 4.1       | 37.3    |
|                      | NMFS 1  | 10.3                                  | 0.1       | 0       |
| <b>Fish</b>          |         |                                       |           |         |
|                      | PW      | 0                                     | 4.3       | 0       |
|                      | NMFS 1  | 0                                     | 0         | 0       |
| <b>Mean fullness</b> |         |                                       |           |         |
|                      | PW      | 20.0                                  | 39.4      | 17.6    |
|                      | NMFS 1  | 33.5                                  | 51.8      | 37.8    |

+ indicates trace amount

## APPENDIX TABLES

Table 1-1. Checklist of invertebrate fauna captured in Youngs Bay, Skipanon Waterway, Youngs River, Lewis and Clark River, and Columbia River during 1974.\*

Phylum Nemertinea

Phylum Nematoda

Phylum Annelida

Class Hirudinea

Class Oligochaeta

Class Polychaeta

Subclass Errantia

Family Nereidae

*Neanthes diversicolor*

Subclass Sedentaria

Family Ampharetidae

*Amphicteis* sp.

Phylum Mollusca

Class Bivalvia

Family Cyrenidae

*Corbicula fluminea*

Family Tellenidae

*Macoma inconspicua*

Phylum Arthropoda

Subphylum Chelicerata

Class Arachnida

Order Hydracarina

Subphylum Mandibulata

Class Insecta

Order Diptera

Family Chironomidae

Class Crustacea

Subclass Branchiopoda

Order Diplostraca

Suborder Cladocera

Family Bosminidae

*Bosmina* sp.

Family Chydoridae

*Eurycerus lamellatus*

Family Daphnidae

*Daphnia* sp.

Family Polyphemidae

*Podon* sp.

\* Classification based on Light, et al. (1961), Meglitch (1972), and Pennak (1953).

Table 1-1. (cont.)

|                       |                                    |
|-----------------------|------------------------------------|
| Subclass Ostracoda    |                                    |
| Subclass Copepoda     |                                    |
| Order Calanoida       | Family Centropagidae               |
|                       | <i>Centropages</i> sp.             |
|                       | Family Diaptomidae                 |
|                       | <i>Diaptomus</i> sp.               |
|                       | Family Eucalanidae                 |
|                       | <i>Rhincalanus</i> sp.             |
|                       | Family Temoridae                   |
|                       | <i>Epischura</i> sp.               |
|                       | <i>Eurytemora hirundoites</i>      |
| Order Cyclopoida      | Family Cyclopoidae                 |
|                       | <i>Cyclops</i> sp.                 |
|                       | Family Oithonidae                  |
|                       | <i>Oithona similis</i>             |
| Order Harpacticoida   | Family Canuellidae                 |
|                       | <i>Canuella canadensis</i>         |
|                       | Family Ectinosomidae               |
|                       | <i>Ectinosoma</i> sp.              |
|                       | Family Cletodidae                  |
|                       | <i>Hantemania jadensi</i>          |
| Subclass Cirrepedia   |                                    |
| Subclass Malacostraca |                                    |
| Superorder Peracarida |                                    |
| Order Mysidacea       | Family Mysidae                     |
|                       | <i>Neomysis mercedis</i>           |
| Order Isopoda         |                                    |
| Suborder Flabellifera | Family Sphaeromatidae              |
|                       | <i>Gnorimosphaeroma oregonsis</i>  |
| Suborder Valvifera    | Family Idoteidae                   |
|                       | <i>Mesidotea (Saduria) entomon</i> |
| Order Amphipoda       |                                    |
| Suborder Gammaridea   | Family Corophiidae                 |
|                       | <i>Corophium salmonis</i>          |
|                       | Family Gammaridae                  |
|                       | <i>Anisogammarus confervicolus</i> |
|                       | <i>Anisogammarus</i> sp.           |
|                       | Family Haustoriidae                |
|                       | <i>Eohaustorius estuarius</i>      |
|                       | Family Phoxocephalidae             |
|                       | <i>Paraphoxus milleri</i>          |

Table 1-1. (cont.)

Superorder Eucarida  
Order Decapoda  
Suborder Natantia  
*Crangon franciscorum*  
Suborder Reptantia  
Section Macrura  
*Pacifasticus* sp.  
Section Brachyura  
*Cancer magister*



Table 1-2. Checklist of fish species captured in Youngs Bay, 1974.\*

| <u>COMMON NAME</u>       | <u>SCIENTIFIC NAME</u>                            | <u>FAMILY</u>   |
|--------------------------|---|-----------------|
| American shad            | <i>Alosa sapidissima</i> (Wilson)                 | Clupeidae       |
| Carp                     | <i>Cyprinus carpio</i> Linnaeus                   | Cyprinidae      |
| Chinook salmon           | <i>Oncorhynchus tshawytscha</i> (Walbaum)         | Salmonidae      |
| Coho salmon              | <i>Oncorhynchus kisutch</i> (Walbaum)             | Salmonidae      |
| English sole             | <i>Parophrys vetulus</i> Girard                   | Pleuronectidae  |
| Largescale sucker        | <i>Catostomus macrocheilus</i> Girard             | Catostomidae    |
| Longfin smelt            | <i>Spirinchus thaleichthys</i> (Ayres)            | Osmeridae       |
| Northern anchovy         | <i>Engraulis mordax</i> Girard                    | Engraulidae     |
| Pacific lamprey          | <i>Entosphenus tridentatus</i> (Gairdner)         | Petromyzontidae |
| Pacific herring          | <i>Clupea harengus pallasii</i> Valenciennes      | Clupeidae       |
| Pacific staghorn sculpin | <i>Leptocottus armatus</i> Girard                 | Cottidae        |
| Pacific tomcod           | <i>Microgadus proximus</i> (Girard)               | Gadidae         |
| Peamouth                 | <i>Mylocheilus caurinus</i> (Richardson)          | Cyprinidae      |
| Prickly sculpin          | <i>Cottus asper</i> Richardson                    | Cottidae        |
| Ringtail snailfish       | <i>Liparis rutteri</i> (Gilbert and Synder)       | Cyclopteridae   |
| Sand sole                | <i>Psettichthys melanostictus</i> Girard          | Pleuronectidae  |
| Shiner perch             | <i>Cymatogaster aggregata</i> Gibbons             | Embiotocidae    |
| Snake prickleback        | <i>Lumpenus sagitta</i> Wilimovsky                | Stichaeidae     |
| Speckled sanddab         | <i>Citharichthys stigmaeus</i> Jordan and Gilbert | Bothidae        |
| Starry flounder          | <i>Platichthys stellatus</i> (Pallas)             | Pleuronectidae  |
| Steelhead trout          | <i>Salmo gairdneri</i> Richardson                 | Salmonidae      |
| Surf smelt               | <i>Hypomesus pretiosus</i> (Girard)               | Osmeridae       |
| Threespine stickleback   | <i>Gasterosteus aculeatus</i> Linnaeus            | Gasterosteidae  |
| White sturgeon           | <i>Acipenser transmontanus</i> Richardson         | Acipenseridae   |

\* Based on American Fisheries Society (1970).









Table 2-3. Turbidity readings taken during 1974. Depth of visibility of a 20 cm secchi disc was recorded at each station. No adjustments were made for time of day or conditions of weather. (Location: Appendix Figure 1-1)

| Station                        | Secchi Disc Visibilities (m) |       |        |        |       |        |        |        |        |       |
|--------------------------------|------------------------------|-------|--------|--------|-------|--------|--------|--------|--------|-------|
|                                | 18 Apr                       | 8 May | 28 May | 10 Jul | 5 Aug | 27 Aug | 17 Sep | 13 Oct | 11 Nov | 4 Dec |
| Entrance to Youngs Bay         | 0.8                          | 0.6   | 1.0    | -      | -     | -      | 1.5    | 2.2    | 1.5    | 1.6   |
| Causeway                       | 0.7                          | 0.7   | 0.7    | 0.7    | 1.0   | 1.6    | 1.5    | 1.5    | 1.5    | 1.6   |
| Mouth of Youngs River          | 0.7                          | 0.7   | -      | 0.7    | 1.7   | 1.0    | 1.0    | 1.2    | 1.1    | -     |
| Mouth of Lewis and Clark River | 0.5                          | 0.6   | 0.6    | 0.6    | 0.7   | 0.7    | 1.0    | 1.4    | 1.1    | 1.5   |

Table 5-1. Summary of benthos densities (number per m<sup>2</sup>) for stations in the Youngs Bay area during 1974. Sampling gear used was Smith-McIntyre grab samplers (SM = older model; NSM = newer, stainless steel model), a 15.2 cm coring tube, and an Ekman dredge (0.023 m<sup>2</sup>). Substrate texture is given for most samples. A few samples were sieved only with a 0.063 mm screen; most were sieved either with 0.063 mm, and 0.991 mm screens, or these screens and a 0.246 mm screen. In all cases the percent silt and clay is given by the <0.063 mm fraction. A dash indicates taxon may have been present, but was not counted. (Location: Appendix Figures 1-3 and 1-4)

| STATION                    | FWGS<br>1<br>18 June | FWGS<br>1<br>10 July | FWGS<br>2<br>18 June | FWGS<br>3<br>18 June | FWGS<br>3<br>10 July | P3-FLG<br>1<br>7 March | P3-FLG<br>3C<br>7 March |
|----------------------------|----------------------|----------------------|----------------------|----------------------|----------------------|------------------------|-------------------------|
| GEAR                       | SM                   | SM                   | SM                   | SM                   | SM                   | SM                     | SM                      |
| FRACTION OF SAMPLE COUNTED | 1.0                  | 1.0                  | 1.0                  | 1.0                  | 1.0                  | 0.31                   | 1.0                     |
| SUBSTRATE TEXTURE (%)      |                      |                      |                      |                      |                      |                        |                         |
| >0.991 mm                  | 0                    | 0.5                  | 0                    | 0                    | 4.4                  | 1.2                    | 0.2                     |
| 0.246 mm - 0.991 mm        | 85.3                 | 82.9                 | 33.4                 | 97.8                 | 71.7                 | 14.1                   | 97.7                    |
| 0.063 mm - 0.246 mm        | 14.7                 | 15.5                 | 63.6                 |                      |                      | 44.8                   |                         |
| <0.063 mm                  | 0                    | 1.1                  | 3.0                  | 2.2                  | 23.9                 | 39.9                   | 2.1                     |
| SAMPLE DEPTH (cm)          | 10                   | 7                    | 9                    | 6.5                  | 5.5                  |                        | 9.5                     |
| <u>TAXON</u>               |                      |                      |                      |                      |                      |                        |                         |
| Amphipoda                  |                      |                      |                      |                      |                      |                        |                         |
| <i>Anisogammarus</i>       | 20.2                 | 40.4                 | 10.1                 |                      |                      | 65.1                   |                         |
| <i>Corophium</i>           | 343.4                |                      | 151.5                | 3,686.9              | 8,323.2              | 1,856.7                | 50.5                    |
| <i>Eohaustorius</i>        | 363.6                | 1,859.6              | 434.3                | 20.2                 |                      |                        | 191.9                   |
| <i>Paraphoxus</i>          |                      |                      |                      |                      |                      |                        |                         |
| Isopoda                    |                      |                      |                      |                      |                      |                        |                         |
| <i>Mesidotea</i>           |                      | 10.1                 | 10.1                 |                      |                      |                        |                         |
| <i>Gnorimosphaeroma</i>    |                      |                      |                      |                      |                      |                        |                         |
| Insecta                    |                      |                      |                      |                      |                      |                        |                         |
| Chironomidae               |                      | 10.1                 |                      |                      | 10.1                 |                        |                         |
| Polychaeta                 |                      |                      |                      |                      |                      |                        |                         |
| Ampharetidae               |                      |                      |                      |                      |                      | 32.5                   |                         |
| Nereidae                   |                      |                      |                      |                      | 60.6                 | 521.2                  |                         |
| Oligochaeta                |                      |                      |                      | 10.1                 | 10.1                 | 2,280.1                | 40.4                    |
| Hirudinea                  |                      |                      |                      |                      |                      |                        |                         |
| Nematoda                   |                      |                      | 10.1                 |                      | 40.4                 | 97.7                   | 10.1                    |
| Nemertinea                 |                      | -                    |                      |                      | -                    | -                      | 30.3                    |
| Mollusca                   |                      |                      |                      |                      |                      |                        |                         |
| <i>Macoma</i>              |                      | 20.2                 |                      |                      |                      | 846.9                  |                         |
| <i>Corbicula</i>           |                      |                      |                      |                      |                      |                        |                         |
| Hydracarina                |                      |                      |                      |                      |                      |                        |                         |
| Ostracoda                  |                      |                      |                      |                      |                      |                        |                         |
| Decapoda                   |                      |                      |                      |                      |                      |                        |                         |
| <i>Pacifasticus</i>        |                      | 10.1                 |                      |                      |                      |                        |                         |
| <i>Crangon</i>             |                      |                      |                      |                      |                      |                        |                         |
| Mysidacea                  |                      |                      |                      |                      |                      |                        |                         |
| <i>Neomysis</i>            |                      | 20.2                 |                      |                      |                      |                        |                         |
| TOTAL                      | 727                  | 1,970                | 616                  | 3,717                | 8,444                | 5,700                  | 323                     |

Table 5-1 (continued)

| STATION                      | PW<br>1  | PW<br>2  | PW<br>2 | PW<br>2 | PW<br>2  | PW<br>2  | PW<br>2 |
|------------------------------|----------|----------|---------|---------|----------|----------|---------|
| DATE                         | 17 April | 17 April | 7 May   | 29 May  | 17 June  | 9 July   | 12 Oct  |
| GEAR                         | SM       | SM       | SM      | SM      | SM       | SM       | NSM     |
| FRACTION OF SAMPLE COUNTED   | 1.0      | 1.0      | 0.552   | 1.0     | 1.0      | 1.0      | 1.0     |
| <b>SUBSTRATE TEXTURE (%)</b> |          |          |         |         |          |          |         |
| > .991 mm                    | 0.5      | 1.1      | 0.5     | 0.1     |          | 1.4      | 0.2     |
| .246 mm - .991 mm            | 89.2     | 20.9     | 28.0    | 16.1    |          | 91.0     | 18.1    |
| .063 mm - .246 mm            |          | 74.7     | 71.5    | 77.4    |          |          | 76.7    |
| < .063 mm                    | 10.3     | 3.3      | 0       | 6.4     |          | 7.6      | 5.0     |
| SAMPLE DEPTH (cm)            | 6        | 6.5      | 7       | 7       | 9        | 6        | 9.5     |
| <b>TAXON</b>                 |          |          |         |         |          |          |         |
| <b>Amphipoda</b>             |          |          |         |         |          |          |         |
| <i>Anisogammarus</i>         | 10.1     | 10.1     | 18.3    |         |          | 30.6     | 65.4    |
| <i>Corophium</i>             | 11,252.5 | 4,555.6  | 7,142.9 | 8,646.5 | 27,230.0 | 17,724.5 | 224.3   |
| <i>Eohaustorius</i>          | 10.1     | 222.2    | 36.6    | 40.4    | 10.0     | 61.2     | 766.4   |
| <i>Paraphoxus</i>            |          |          |         |         |          |          |         |
| <b>Isopoda</b>               |          |          |         |         |          |          |         |
| <i>Mesidotea</i>             | 20.2     |          |         |         |          |          |         |
| <i>Gnorimosphaeroma</i>      |          |          | 18.3    |         |          |          |         |
| <b>Insecta</b>               |          |          |         |         |          |          |         |
| Chironomidae                 |          |          |         |         | 10.0     |          |         |
| <b>Polychaeta</b>            |          |          |         |         |          |          |         |
| Ampharetidae                 | 10.1     |          | 18.3    | 50.5    | 170.0    |          |         |
| Nereidae                     | 202.0    | 141.4    |         | -       | -        | 51.0     | 859.8   |
| Oligochaeta                  | 414.1    | 30.3     |         | 40.4    | 140.0    | 193.9    | 551.4   |
| <b>Hirudinea</b>             |          |          |         |         |          |          |         |
| <b>Nematoda</b>              |          |          |         |         |          |          |         |
|                              | 111.1    |          |         | 40.4    |          | 173.5    | 46.7    |
| <b>Nemertinea</b>            |          |          |         |         |          |          |         |
|                              |          |          |         |         |          |          |         |
| <b>Mollusca</b>              |          |          |         |         |          |          |         |
| <i>Macoma</i>                | 10.1     | 131.3    | 18.3    |         |          | 10.2     | 850.5   |
| <i>Corbicula</i>             |          |          |         |         |          |          |         |
| <b>Hydracarina</b>           |          |          |         |         |          |          |         |
| <b>Ostracoda</b>             |          |          |         |         |          |          |         |
| <b>Decapoda</b>              |          |          |         |         |          |          |         |
| <i>Pacifasticus</i>          |          |          |         |         |          |          |         |
| <i>Crangon</i>               |          |          |         |         |          |          |         |
| <b>Mysidacea</b>             |          |          |         |         |          |          |         |
| <i>Neomysis</i>              |          |          |         |         |          |          | 18.7    |
| TOTAL                        | 12,040   | 5,090    | 7,253   | 8,818   | 27,560   | 18,245   | 3,383   |



Table 5-1 (continued)

| STATION                    | PW<br>2 | PW<br>3  | PW<br>4  | PW<br>5  | PW<br>5  | PW<br>5  | PW<br>5  |
|----------------------------|---------|----------|----------|----------|----------|----------|----------|
| DATE                       | 3 Dec   | 17 April | 17 April | 17 April | 7 May    | 30 May   | 18 June  |
| GEAR                       | NSM     | SM       | SM       | SM       | SM       | SM       | SM       |
| FRACTION OF SAMPLE COUNTED | 1.0     | 1.0      | 1.0      | 0.513    | 0.522    | 0.25     | 0.25     |
| SUBSTRATE TEXTURE (%)      |         |          |          |          |          |          |          |
| >.991 mm                   | 0       | 0        |          | 0.7      | 0.4      |          | 0.4      |
| .246 mm - .991 mm          | 21.4    |          |          | 14.3     | 15.5     |          | 93.0     |
| .063 mm - .246 mm          | 73.4    | 89.1     |          | 71.7     | 65.9     |          |          |
| <.063 mm                   | 5.2     | 10.9     |          | 13.3     | 18.2     |          | 6.6      |
| SAMPLE DEPTH (cm)          | 11      | 6        | 5        | 6        | 3        |          | 10       |
| <u>TAXON</u>               |         |          |          |          |          |          |          |
| Amphipoda                  |         |          |          |          |          |          |          |
| <i>Anisogammarus</i>       | 46.7    |          | 50.5     | 39.4     | 135.4    |          | 40.3     |
| <i>Corophium</i>           | 9.3     | 9,717.2  | 24,282.8 | 36,043.3 | 23,017.4 | 45,920.0 | 13,790.3 |
| <i>Eohaustorius</i>        | 243.9   | 10.1     | 10.1     | 19.7     |          |          |          |
| <i>Paraphonus</i>          | 130.8   |          |          |          |          |          |          |
| Isopoda                    |         |          |          |          |          |          |          |
| <i>Mesidotea</i>           |         |          | 20.2     |          |          |          |          |
| <i>Gnoringosphaeroma</i>   |         |          |          |          |          |          |          |
| Insecta                    |         |          |          |          |          |          |          |
| Chironomidae               |         |          |          |          |          |          |          |
| Polychaeta                 |         |          |          |          |          |          | 1,290.3  |
| Ampharetidae               |         |          | 40.4     | 19.7     |          |          | -        |
| Nereidae                   | 897.2   | 50.5     | 323.2    | 905.5    | 348.2    | 840.0    | -        |
| Oligochaeta                |         | 404.0    | 2,737.4  | 2,480.3  | 1,702.0  | 2,080.0  | 3,225.8  |
| Hirudinea                  |         |          |          |          |          |          |          |
| Nematoda                   |         | 101.0    | 434.3    | 3,661.4  | 1,721.5  | 1,080.0  | 685.5    |
| Nemertinea                 | 37.4    | 20.2     |          | -        | -        | -        | -        |
| Mollusca                   |         |          |          |          |          |          |          |
| <i>Macoma</i>              | 467.3   | 90.9     | 20.2     |          |          |          |          |
| <i>Corbicula</i>           |         |          |          |          |          |          |          |
| Hydracarina                |         |          |          |          |          |          |          |
| Ostracoda                  |         |          |          |          |          |          |          |
| Decapoda                   |         |          |          |          |          |          |          |
| <i>Pagurus</i>             |         |          |          |          |          |          |          |
| <i>Crangon</i>             |         |          |          |          |          |          |          |
| Mysidacea                  |         |          |          |          |          |          |          |
| <i>Neomysis</i>            | 46.7    |          |          |          |          |          | 40.3     |
| TOTAL                      | 1,879   | 10,393   | 27,919   | 43,169   | 26,924   | 49,920   | 19,073   |

Table 5-1 (continued)

| STATION                    | PW<br>5<br>12 Oct | PW<br>5<br>3 Dec | CW<br>Trough<br>29 May | CWRR<br>7 May | CWRR<br>18 June | CWRR<br>9 July | WRT-6C<br>1B<br>7 March |
|----------------------------|-------------------|------------------|------------------------|---------------|-----------------|----------------|-------------------------|
| GEAR                       | NSM               | NSM              | SM                     | SM            | SM              | SM             | SM                      |
| FRACTION OF SAMPLE COUNTED | 1.0               | 0.38             | 1.0                    | 0.303         | 0.129           | 1.0            | 0.25                    |
| SUBSTRATE TEXTURE (%)      |                   |                  |                        |               |                 |                |                         |
| >.991 mm                   | 0.2               | 0.8              | ND                     |               | 0.4             | 0.7            | 2.0                     |
| .246 mm - .911 mm          | 19.2              | 10.6             | 36.3                   |               | 29.0            | 1.0            | 21.4                    |
| .063 mm - .246 mm          | 76.0              | 72.6             | ND                     |               |                 | 10.0           | 61.2                    |
| <.063 mm                   | 4.6               | 15.9             | ND                     |               | 70.6            | 88.3           | 15.4                    |
| SAMPLE DEPTH (cm)          | 11                | 12               | 6                      | 15            | 13              | 17             | 10                      |
| <u>TAXON</u>               |                   |                  |                        |               |                 |                |                         |
| Amphipoda                  |                   |                  |                        |               |                 |                |                         |
| <i>Anisogammarus</i>       |                   | 48.4             |                        |               |                 |                |                         |
| <i>Corophium</i>           | 30,523.4          | 57,845.0         | 3,545.5                | 20,400.0      | 23,333.3        | 12,255.1       | 45,443.5                |
| <i>Eohaustorius</i>        | 280.4             | 24.2             | 30.3                   |               |                 |                |                         |
| <i>Paraphoxus</i>          |                   |                  |                        |               |                 |                |                         |
| Isopoda                    |                   |                  |                        |               |                 |                |                         |
| <i>Mesidotea</i>           |                   |                  |                        |               |                 |                |                         |
| <i>Gnorimosphaeroma</i>    |                   |                  |                        |               |                 |                |                         |
| Insecta                    |                   |                  |                        |               |                 |                |                         |
| Chironomidae               |                   |                  |                        |               |                 |                |                         |
| Polychaeta                 |                   |                  |                        |               |                 |                |                         |
| Ampharetidae               |                   |                  |                        | 66.7          |                 | 51.2           | 241.9                   |
| Nereidae                   | 448.6             | 1,113.8          | 10.1                   | 1,033.3       | 731.7           | 542.9          | -                       |
| Oligochaeta                | 112.1             | 774.8            | 20.2                   | 33,066.7      | 37,317.0        | 50,295.9       | 3,306.4                 |
| Hirudinea                  |                   |                  |                        |               |                 |                |                         |
| Nematoda                   | 252.3             | 677.9            | 111.1                  | 1,200.0       | 1,056.9         | 2,183.7        | 201.6                   |
| Nemertinea                 | -                 | 72.6             |                        |               |                 |                |                         |
| Mollusca                   |                   |                  |                        |               |                 |                |                         |
| <i>Macoma</i>              |                   |                  |                        |               |                 | 10.2           | 40.3                    |
| <i>Corbicula</i>           |                   |                  |                        |               |                 |                |                         |
| Hydracarina                |                   |                  |                        |               |                 |                |                         |
| Ostracoda                  |                   |                  |                        |               |                 |                |                         |
| Decapoda                   |                   |                  |                        |               |                 |                |                         |
| <i>Pacifasticus</i>        |                   |                  |                        |               |                 |                |                         |
| <i>Crangon</i>             |                   |                  |                        |               |                 |                |                         |
| Mysidacea                  |                   |                  |                        |               |                 |                |                         |
| <i>Neomysis</i>            |                   | 24.2             |                        | 33.3          |                 | 71.4           |                         |
| TOTAL                      | 31,617            | 60,581           | 3,717                  | 55,800        | 62,439          | 65,520         | 49,274                  |

Table 5-1 (continued)

| STATION                    | WRT-6C<br>1 | WRT-6C<br>1 | WRT-6C<br>3A | WRT-6C<br>3B | WRT-6C<br>3C | WRT-6C<br>3D | WRT-6C<br>3E |
|----------------------------|-------------|-------------|--------------|--------------|--------------|--------------|--------------|
| DATE                       | 17 April    | 7 May       | 6 March      | 6 March      | 6 March      | 6 March      | 6 March      |
| GEAR                       | SM          | SM          | SM           | SM           | SM           | SM           | SM           |
| FRACTION OF SAMPLE COUNTED | 0.25        | 0.2975      | 1.0          | 1.0          | 1.0          | 1.0          | 1.0          |
| SUBSTRATE TEXTURE (%)      |             |             |              |              |              |              |              |
| > .991 mm                  | 0.7         | 0.3         | 1.1          | 1.2          |              | 1.4          | 0.5          |
| .246 mm - .991 mm          | 16.0        | 21.4        | 2.6          | 83.9         |              | 54.5         | 83.6         |
| .063 mm - .246 mm          | 62.4        | 61.9        | 63.0         | 14.9         |              | 44.1         | 15.9         |
| < .063 mm                  | 20.8        | 16.4        | 33.3         |              |              |              |              |
| SAMPLE DEPTH (cm)          | 7.5         | 6           | 9            | 10           | 9            | 7            | 7            |
| <u>TAXON</u>               |             |             |              |              |              |              |              |
| Amphipoda                  |             |             |              |              |              |              |              |
| <i>Anisogammarus</i>       |             |             | 90.9         | 30.3         | 50.5         | 70.7         | 30.3         |
| <i>Corophium</i>           | 1,747.8     | 9,152.5     | 50,272.7     | 43,494.9     | 32,858.6     | 42,737.4     | 26,666.7     |
| <i>Echaustorius</i>        |             |             |              |              |              |              |              |
| <i>Eunaphoxus</i>          |             |             |              |              |              |              |              |
| Isopoda                    |             |             |              |              |              |              |              |
| <i>Mesidotea</i>           |             |             |              |              |              |              |              |
| <i>Gnoringosphaeroma</i>   |             |             |              |              |              |              |              |
| Insecta                    |             |             |              |              |              |              |              |
| Chironomidae               |             |             |              |              |              |              |              |
| Polychaeta                 |             |             |              |              |              |              |              |
| Ampharetidae               | 5.7         |             | 90.9         | 50.5         | 30.3         | 50.5         | 40.4         |
| Nereidae                   |             | 135.6       | 303.0        | 434.3        | 383.8        | 494.9        | 313.1        |
| Oligochaeta                | 395.4       | 6,711.9     | 6,535.3      | 6,555.5      | 4,222.2      | 3,666.7      | 1,545.4      |
| Hirudinea                  |             |             |              |              |              |              |              |
| Nematoda                   | 232.0       | 644.0       | 1,838.4      | 2,656.6      | 787.9        | 1,808.1      | 606.1        |
| Nemertinea                 |             |             |              |              |              |              |              |
| Mollusca                   |             |             |              |              |              |              |              |
| <i>Macoma</i>              |             |             | 20.2         |              | 20.2         |              |              |
| <i>Corbicula</i>           |             |             |              |              |              |              |              |
| Hydracarina                |             |             |              |              |              |              |              |
| Ostracoda                  |             |             |              |              |              |              |              |
| Decapoda                   |             |             |              |              |              |              |              |
| <i>Pacifastacus</i>        |             |             |              |              |              |              |              |
| <i>Crangon</i>             |             |             |              |              |              |              |              |
| Mysidacea                  |             |             |              |              |              |              |              |
| <i>Neomysis</i>            |             |             | 10.1         |              |              |              |              |
| TOTAL                      | 2,381       | 16,644      | 59,162       | 53,222       | 38,354       | 48,828       | 29,202       |

Table 5-1 (continued)

| STATION                    | WRT-6C<br>3     | WRT-6C<br>3  | WRT-6C<br>3   | WRT-6C<br>3    | WRT-6C<br>3   | WRT-6C<br>3   | WRT-6C<br>3    |
|----------------------------|-----------------|--------------|---------------|----------------|---------------|---------------|----------------|
| DATE                       | <u>17 April</u> | <u>7 May</u> | <u>28 May</u> | <u>17 June</u> | <u>8 July</u> | <u>26 Aug</u> | <u>16 Sept</u> |
| GEAR                       | SM              | SM           | SM            | SM             | SM            | NSM           | NSM            |
| FRACTION OF SAMPLE COUNTED | 0.127           | 0.135        | 0.13          | 0.131          | 0.521         | 0.146         | 0.17           |
| SUBSTRATE TEXTURE (%)      |                 |              |               |                |               |               |                |
| >.991 mm                   | 1.1             | 1.1          | 2.3           | 0.4            | 1.5           | 2.0           | 6.5            |
| .246 mm - .991 mm          | 52.1            | 6.5          | 11.4          | 86.8           | 5.9           | 6.0           | 7.4            |
| .063 mm - .246 mm          |                 | 54.6         | 72.3          |                | 80.6          | 82.2          | 78.4           |
| <.063 mm                   | 46.7            | 37.8         | 14.0          | 12.8           | 12.0          | 9.8           | 7.7            |
| SAMPLE DEPTH (cm)          | 8               | 5.5          | 8             | 10.5           | 8.5           | 14            | 15             |
| TAXON                      |                 |              |               |                |               |               |                |
| Amphipoda                  |                 |              |               |                |               |               |                |
| <i>Anisogammarus</i>       | 317.5           |              |               |                |               |               |                |
| <i>Corophium</i>           | 46,349.2        | 18,358.2     | 31,953.1      | 32,692.3       | 22,325.6      | 22,756.4      | 23,681.3       |
| <i>Eohaustorius</i>        |                 |              |               |                |               |               |                |
| <i>Paraphoxus</i>          |                 |              |               |                |               |               |                |
| Isopoda                    |                 |              |               |                |               |               |                |
| <i>Mesidotea</i>           |                 |              |               |                |               |               |                |
| <i>Gnorimosphaeroma</i>    |                 |              |               |                |               |               |                |
| Insecta                    |                 |              |               |                |               |               |                |
| Chironomidae               |                 |              |               |                |               |               | 54.9           |
| Polychaeta                 |                 |              |               |                |               |               |                |
| Ampharetidae               |                 | 74.6         |               |                | 19.4          |               |                |
| Nereidae                   | 317.5           | 373.1        | 78.1          | 846.2          | 620.2         | 769.2         | 494.5          |
| Oligochaeta                | 4,841.3         | 3,209.0      | 8,046.9       | 12,769.2       | 8,352.7       | 16,025.6      | 19,890.1       |
| Hirudinea                  |                 |              |               |                |               |               |                |
| Nematoda                   | 952.4           | 223.9        | 2,890.6       | 4,000.0        | 1,259.7       | 448.7         | 1,868.1        |
| Nemertinea                 |                 |              |               |                |               |               |                |
|                            |                 |              |               |                |               |               | 219.8          |
| Mollusca                   |                 |              |               |                |               |               |                |
| <i>Macoma</i>              |                 |              |               | 76.9           | 19.4          |               |                |
| <i>Corbicula</i>           |                 |              |               |                |               |               |                |
| Hydracarina                |                 |              |               |                |               |               |                |
|                            |                 |              |               | 153.8          |               |               |                |
| Ostracoda                  |                 |              |               |                |               |               |                |
| Decapoda                   |                 |              |               |                |               |               |                |
| <i>Pacifasticus</i>        |                 |              |               |                |               |               |                |
| <i>Crangon</i>             |                 |              |               |                |               |               |                |
| Mysidacea                  |                 |              |               |                |               |               |                |
| <i>Neomysis</i>            |                 |              |               | 76.9           |               |               |                |
| TOTAL                      | 52,778          | 22,239       | 42,969        | 50,615         | 32,597        | 40,000        | 46,209         |

Table 5-1 (continued)

| STATION                    | WRT-6C<br>3 | WRT-6C<br>3 | WRT-6C<br>3 | WRT-6C<br>5 | WRT-6C<br>7 | WRT-6C<br>7 | WRT-6C<br>7 |
|----------------------------|-------------|-------------|-------------|-------------|-------------|-------------|-------------|
| DATE                       | 12 Oct      | 9 Nov       | 3 Dec       | 7 May       | 17 April    | 7 May       | 30 May      |
| GEAR                       | NSM         | NSM         | NSM         | SM          | SM          | SM          | SM          |
| FRACTION OF SAMPLE COUNTED | 0.23        | 0.256       | 0.23        | 0.25        | 0.395       | 0.312       | 1.0         |
| SUBSTRATE TEXTURE (%)      |             |             |             |             |             |             |             |
| >.991 mm                   | 0.9         | 0.9         | 1.2         | 1.6         | 2.3         | 1.2         | 1.0         |
| .246 mm - .991 mm          | 11.3        |             | 8.3         |             | 6.5         | 5.7         | 7.6         |
| .063 mm - .246 mm          | 74.2        | 82.8        | 75.8        | 45.6        | 53.7        | 63.6        | 48.7        |
| <.063 mm                   | 13.3        | 16.2        | 14.7        | 52.8        | 37.5        | 29.5        | 42.7        |
| SAMPLE DEPTH (cm)          | 11          | 10.5        | 14.6        | 11          | 13          | 10          | 8           |
| <u>TAXON</u>               |             |             |             |             |             |             |             |
| Amphipoda                  |             |             |             |             |             |             |             |
| <i>Anisogammarus</i>       |             |             | 162.5       | 40.3        |             |             |             |
| <i>Corophium</i>           | 22,235.8    | 25,474.5    | 19,544.9    | 36,451.6    | 27,954.0    | 22,459.5    | 16,686.9    |
| <i>Eohaustorius</i>        | 81.3        |             |             |             |             |             |             |
| <i>Paraphoxus</i>          |             |             |             |             |             |             |             |
| Isopoda                    |             |             |             |             |             |             |             |
| <i>Mesidotea</i>           |             |             |             |             |             |             |             |
| <i>Gnorimosphaeroma</i>    |             |             |             |             |             |             |             |
| Insecta                    |             |             |             |             |             |             |             |
| Chironomidae               |             |             |             |             |             |             |             |
| Polychaeta                 |             |             |             |             |             |             |             |
| Ampharetidae               |             |             |             | 80.6        |             | 226.5       | 30.3        |
| Nereidae                   | 609.8       | 255.5       | 447.0       | 1,008.1     | 383.6       | 226.5       | 313.1       |
| Oligochaeta                | 11,138.2    | 12,518.2    | 13,774.9    | 29,314.5    | 23,324.5    | 31,100.0    | 10,202.0    |
| Hirudinea                  |             |             |             |             |             |             |             |
| Nematoda                   | 1,219.5     | 2,445.3     | 1,544.1     | 1,733.9     | 1,432.2     | 711.9       | 727.3       |
| Nemertinea                 |             | 401.4       | 12.9        |             | -           |             | -           |
| Mollusca                   |             |             |             |             |             |             |             |
| <i>Macoma</i>              |             | 145.9       | 284.4       |             |             |             |             |
| <i>Corbicula</i>           |             |             |             |             |             |             |             |
| Hydracarina                |             |             |             |             |             |             |             |
| Ostracoda                  |             |             |             |             |             | 97.0        |             |
| Decapoda                   |             |             |             |             |             |             |             |
| <i>Pacifasticus</i>        |             |             |             |             |             |             |             |
| <i>Crangon</i>             |             |             |             |             |             |             |             |
| Mysidacea                  |             |             |             |             |             |             |             |
| <i>Neomysis</i>            |             |             |             |             |             |             |             |
| TOTAL                      | 35,285      | 41,241      | 35,880      | 68,629      | 53,095      | 44,822      | 27,960      |

Table 5-1 (continued)

| STATION                    | WRT-6C<br>7<br>8 July | WRT-6C<br>7<br>28 Aug | WRT-6C<br>7<br>12 Oct | WRT-6C<br>7<br>3 Dec | WRT-6C<br>100'<br>7 May | WRT-6C<br>30'<br>7 May | SKIP<br>1<br>24 Oct |
|----------------------------|-----------------------|-----------------------|-----------------------|----------------------|-------------------------|------------------------|---------------------|
| GEAR                       | SM                    | NSM                   | NSM                   | NSM                  | SM                      | SM                     | CORE                |
| FRACTION OF SAMPLE COUNTED | 1.0                   | 0.525                 | 0.49                  | 0.347                | 0.6411                  | 1.0                    | 1.0                 |
| SUBSTRATE TEXTURE (%)      |                       |                       |                       |                      |                         |                        |                     |
| >.991 mm                   | 1.1                   | 1.1                   | 0.4                   | 1.4                  |                         |                        |                     |
| .246 mm - .991 mm          | 7.4                   | 57.4                  | 6.2                   | 7.1                  |                         |                        |                     |
| .063 mm - .246 mm          | 56.6                  |                       | 60.1                  | 70.4                 |                         |                        |                     |
| <.063 mm                   | 35.0                  | 41.5                  | 33.3                  | 21.1                 |                         |                        | 4.4                 |
| SAMPLE DEPTH (cm)          | 10                    | 14                    | 11.5                  | 14                   | 10.5                    |                        | 20                  |
| <u>TAXON</u>               |                       |                       |                       |                      |                         |                        |                     |
| Amphipoda                  |                       |                       |                       |                      |                         |                        |                     |
| <i>Antisogammarus</i>      |                       |                       |                       |                      |                         | 110.0                  | 54.9                |
| <i>Corophium</i>           | 14,838.4              | 27,339.2              | 28,435.1              | 17,251.7             | 4,913.4                 | 5,000.0                | 4,285.7             |
| <i>Eohaustorius</i>        |                       |                       |                       |                      |                         |                        |                     |
| <i>Paraphoxus</i>          |                       |                       |                       |                      |                         |                        |                     |
| Isopoda                    |                       |                       |                       |                      |                         |                        |                     |
| <i>Mesidotea</i>           |                       |                       |                       |                      |                         |                        |                     |
| <i>Gnorimosphaeroma</i>    |                       |                       |                       |                      |                         | 50.0                   |                     |
| Insecta                    |                       |                       |                       |                      |                         |                        |                     |
| Chironomidae               |                       |                       |                       |                      |                         |                        | 1,263.7             |
| Polychaeta                 |                       |                       |                       |                      |                         |                        |                     |
| Ampharetidae               | 90.9                  |                       |                       | 161.7                |                         | 110.0                  |                     |
| Nereidae                   | 525.3                 | 607.1                 | 782.4                 | 458.2                | 78.7                    | 20.0                   |                     |
| Oligochaeta                | 17,383.8              | 30,160.7              | 26,450.4              | 10,754.7             | 5,543.3                 | 5,160.0                | 604.3               |
| Hirudinea                  |                       |                       |                       |                      |                         |                        |                     |
| Nematoda                   | 242.4                 | 500.0                 | 267.2                 | 188.7                | 315.0                   | 9,100.0                | 54.9                |
| Nemertinea                 | -                     | -                     | -                     |                      | 31.5                    | 20.0                   |                     |
| Mollusca                   |                       |                       |                       |                      |                         |                        |                     |
| <i>Macoma</i>              |                       |                       |                       | 26.9                 |                         |                        | 54.9                |
| <i>Corbicula</i>           |                       |                       |                       |                      |                         |                        |                     |
| Hydracarina                |                       |                       |                       |                      |                         |                        |                     |
| Ostracoda                  |                       |                       |                       |                      |                         | 1,800.0                |                     |
| Decapoda                   |                       |                       |                       |                      |                         |                        |                     |
| <i>Pacifasticus</i>        |                       |                       |                       |                      |                         |                        |                     |
| <i>Crangon</i>             |                       |                       |                       |                      |                         |                        |                     |
| Mysidacea                  |                       |                       |                       |                      |                         |                        |                     |
| <i>Neomysis</i>            |                       |                       |                       |                      |                         |                        |                     |
| TOTAL                      | 33,081                | 58,607                | 55,935                | 28,841               | 10,882                  | 22,270                 | 6,319               |

Table 5-1 (continued)

| STATION                    | SKIP<br>2 | SKIP<br>3 | SKIP<br>4 | SKIP<br>5 | SKIP<br>6 | SKIP<br>7 | SKIP<br>TB |
|----------------------------|-----------|-----------|-----------|-----------|-----------|-----------|------------|
| DATE                       | 24 Oct    | 24 Oct    | 24 Oct    | 24 Oct    | 24 Oct    | 24 Oct    | 9 July     |
| GEAR                       | CORE      | CORE      | CORE      | CORE      | CORE      | CORE      | EKMAN      |
| FRACTION OF SAMPLE COUNTED | 1.0       | 1.0       | 1.0       | 1.0       | 1.0       | 1.0       | 0.5        |
| SUBSTRATE TEXTURE (%)      |           |           |           |           |           |           |            |
| >.991 mm                   |           |           |           |           |           |           | 0          |
| .246 mm - .991 mm          |           |           |           |           |           |           | 12.5       |
| .063 mm - .246 mm          |           |           |           |           |           |           | 87.5       |
| <.063 mm                   | 4.1       | 16.6      | 18.6      | 7.4       | 61.0      | 13.3      |            |
| SAMPLE DEPTH (cm)          | 20        | 20        | 20        | 20        | 20        | 20        | -          |
| <u>TAXON</u>               |           |           |           |           |           |           |            |
| Amphipoda                  |           |           |           |           |           |           |            |
| <i>Anisogammarus</i>       |           |           |           |           |           |           | 43.6       |
| <i>Corophium</i>           | 6,428.6   | 1,098.9   | 219.8     |           |           | 3,846.2   | 13,703.7   |
| <i>Eohaustorius</i>        |           |           |           |           |           |           |            |
| <i>Paraphoxus</i>          |           |           |           |           |           |           |            |
| Isopoda                    |           |           |           |           |           |           |            |
| <i>Mesidotea</i>           |           |           |           |           |           |           |            |
| <i>Gnocrinosphaeroma</i>   |           |           |           |           |           |           |            |
| Insecta                    |           |           |           |           |           |           |            |
| Chironomidae               | 1,208.8   | 1,098.9   | 2,087.9   | 1,648.3   | 2,472.5   | 54.9      |            |
| Polychaeta                 |           |           |           |           |           |           |            |
| Ampharetidae               |           |           |           |           |           | 54.9      |            |
| Nereidae                   |           |           |           |           |           |           | 21.6       |
| Oligochaeta                | 19,065.9  | 11,318.7  | 10,384.6  | 4,340.7   | 2,802.2   | 2,967.0   | 261.4      |
| Hirudinea                  |           |           |           |           |           |           |            |
| Nematoda                   | 2,142.8   | 439.6     | 109.9     | 1,483.5   | 769.2     | 439.6     | 610.0      |
| Nemertinea                 | -         | -         | -         | 54.9      | -         | -         | -          |
| Mollusca                   |           |           |           |           |           |           |            |
| <i>Macoma</i>              |           |           |           |           |           |           |            |
| <i>Corbicula</i>           |           |           |           |           |           |           |            |
| Hydracarina                | 1,098.9   | 384.6     | 164.8     | 109.9     |           |           |            |
| Ostracoda                  | 604.4     | 109.9     |           | 439.6     | 164.8     | 54.9      |            |
| Decapoda                   |           |           |           |           |           |           |            |
| <i>Parifastidios</i>       |           |           |           |           |           |           |            |
| <i>Crangon</i>             |           |           |           |           |           |           | 21.8       |
| Mysidacea                  |           |           |           |           |           |           |            |
| <i>Neomysis</i>            |           |           |           |           |           |           |            |
| TOTAL                      | 30,549    | 14,450    | 12,967    | 8,077     | 6,209     | 7,418     | 14,662     |

Table 5-1 (continued)

| STATION                    | SKIP<br>TB | SKIP<br>CH12 | YR<br>6  | YR<br>5  | YR<br>3  | YR<br>MOUTH | LC<br>10 |
|----------------------------|------------|--------------|----------|----------|----------|-------------|----------|
| DATE                       | 10 Nov     | 10 Nov       | 4 Dec    | 4 Dec    | 26 Aug   | 29 May      | 9 Nov    |
| GEAR                       | NSM        | NSM          | NSM      | NSM      | NSM      | SM          | NSM      |
| FRACTION OF SAMPLE COUNTED | 1.0        | 1.0          | 0.408    | 0.289    | 0.34     | 0.141       | 0.259    |
| SUBSTRATE TEXTURE (%)      |            |              |          |          |          |             |          |
| >.991 mm                   | 1.3        | 0.3          | 31.6     | 3.8      | 14.6     | 1.8         | 16.3     |
| .246 mm - .991 mm          | } 9.2      | } 8.3        | 10.7     | } 87.6   | 41.8     | } 45.5      | } 56.7   |
| .063 mm - .246 mm          |            |              | 25.3     |          |          |             |          |
| <.063 mm                   | 89.5       | 91.3         | 32.4     | 8.6      | 43.5     | 52.7        | 27.0     |
| SAMPLE DEPTH (cm)          | 19         | 19           | 13.5     | 13       | 18       | 8           | 14       |
| <u>TAXON</u>               |            |              |          |          |          |             |          |
| Amphipoda                  |            |              |          |          |          |             |          |
| <i>Anisogammarus</i>       | 9.3        |              |          | 64.7     |          | 71.4        |          |
| <i>Corophium</i>           | 140.2      |              | 9,153.3  | 13,689.3 | 2,637.4  | 18,857.1    | 649.8    |
| <i>Eohaustorius</i>        |            |              |          | 64.7     |          |             |          |
| <i>Paraphoxus</i>          |            |              |          | -        |          |             |          |
| Isopoda                    |            |              |          |          |          |             |          |
| <i>Mesidotea</i>           |            |              |          |          |          |             |          |
| <i>Gnorimosphaeroma</i>    |            |              |          |          |          |             |          |
| Insecta                    |            |              |          |          |          |             |          |
| Chironomidae               |            |              | 1,098.4  |          |          | 142.9       | 216.6    |
| Polychaeta                 |            |              |          |          |          |             |          |
| Ampharetidae               | 9.3        |              | 434.8    | 32.4     | 54.9     | 71.4        |          |
| Nereidae                   | 9.3        | 18.7         | 58.6     | 161.8    | 467.0    | 2,142.9     |          |
| Oligochaeta                | 84.1       | 37.4         | 13,821.5 | 7,378.6  | 26,620.9 | 11,071.4    | 8,519.9  |
| Hirudinea                  |            |              | 22.9     |          |          |             |          |
| Nematoda                   |            |              | 183.0    |          | 82.4     | 1,785.7     |          |
| Nemertinea                 |            |              |          |          |          |             |          |
| Mollusca                   |            |              |          |          |          |             |          |
| <i>Macoma</i>              |            | 102.8        |          |          |          |             |          |
| <i>Corbicula</i>           |            |              |          |          |          |             |          |
| Hydracarina                |            |              |          |          |          |             |          |
| Ostracoda                  |            |              |          |          |          |             |          |
| Decapoda                   |            |              |          |          |          |             |          |
| <i>Pacifasticus</i>        |            |              |          |          |          |             |          |
| <i>Crangon</i>             |            |              |          |          |          |             |          |
| Mysidacea                  |            |              |          |          |          |             |          |
| <i>Neomysis</i>            |            |              |          |          |          |             |          |
| TOTAL                      | 252        | 159          | 24,783   | 21,392   | 29,863   | 34,143      | 9,386    |



Table 5-1 (continued)

| STATION                    | LC<br>8  | LC<br>6  | LC<br>WH | LC<br>WH |
|----------------------------|----------|----------|----------|----------|
| DATE                       | 9 Nov    | 9 Nov    | 7 March  | 9 Nov    |
| GEAR                       | NSM      | NSM      | SM       | NSM      |
| FRACTION OF SAMPLE COUNTED | 0.42     | 0.167    | 0.33     | 0.117    |
| SUBSTRATE TEXTURE (%)      |          |          |          |          |
| >.991 mm                   | 4.1      | 29.1     | 54.2     | 12.7     |
| .246 mm - .991 mm          | }29.9    | }51.4    | }29.2    | }62.1    |
| .063 mm - .246 mm          |          |          |          |          |
| <.063 mm                   | 66.0     | 19.5     | 16.7     | 25.1     |
| SAMPLE DEPTH (cm)          | 14.9     | 17.2     | 11.5     |          |
| <u>TAXON</u>               |          |          |          |          |
| Amphipoda                  |          |          |          |          |
| <i>Anisogammarus</i>       | 66.8     |          | 91.7     |          |
| <i>Corophium</i>           | 16,347.4 | 20,558.6 | 12,813.4 | 29,040.0 |
| <i>Eohaustorius</i>        |          |          | 91.7     |          |
| <i>Paraphoxus</i>          |          |          | -        |          |
| Isopoda                    |          |          |          |          |
| <i>Mesidotea</i>           |          |          |          |          |
| <i>Gnoringosphaeroma</i>   |          |          |          |          |
| Insecta                    |          |          |          |          |
| Chironomidae               |          | 949.7    |          | 80.0     |
| Polychaeta                 |          |          | 825.7    |          |
| Ampharetidae               |          | 502.8    | -        | 160.0    |
| Nereidae                   |          | 279.3    | -        | 960.0    |
| Oligochaeta                | 579.1    | 15,754.2 | 18,165.1 | 33,440.0 |
| Hirudinea                  |          |          |          |          |
| Nematoda                   | 22.3     | 335.2    | 30.6     | 320.0    |
| Nemertinea                 | -        |          | -        | 240.0    |
| Mollusca                   |          |          |          |          |
| <i>Macoma</i>              |          | 167.6    |          | 160.0    |
| <i>Corbicula</i>           |          | 55.9     |          |          |
| Hydracarina                |          |          |          |          |
| Ostracoda                  |          |          |          |          |
| Decapoda                   |          |          |          |          |
| <i>Pacifasticus</i>        |          |          |          |          |
| <i>Crangon</i>             |          |          |          |          |
| Mysidacea                  |          |          |          |          |
| <i>Neomysis</i>            |          |          |          |          |
| TOTAL                      | 17,016   | 38,603   | 32,018   | 64,400   |

Table 5-2. Results of replicate benthos sampling. Total counts were made on contents of five Smith-McIntyre grab samples taken at Station WRT-6C:3, 6 March 1974. (Location: Appendix Figure 1-3)

|                      | <u>Mean<br/>(5 samples)</u> | <u>Standard<br/>deviation</u> | <u>Standard error<br/>of mean (%)</u> |
|----------------------|-----------------------------|-------------------------------|---------------------------------------|
| <i>Corophium</i>     | 3,406.0                     | 1,861.4                       | 24.4                                  |
| <i>Anisogammarus</i> | 5.4                         | 2.6                           | 21.7                                  |
| Polychaeta           | 43.2                        | 7.4                           | 7.6                                   |
| Oligochaeta          | 446.0                       | 209.2                         | 21.0                                  |
| Nematoda             | 152.0                       | 83.5                          | 24.5                                  |

Table 5-3. Mean dry weights of benthic animals collected during 1974. Organisms were sorted into the taxonomic groups shown and dried at 60° C for 24 hours. Some samples were formed by combining organisms found at different stations or dates. All organisms were preserved initially in formaldehyde and transferred to 40% isopropanol, and thus were subjected to alcohol extraction. (Location: Appendix Figures 1-3 and 1-4)

| Taxon                      | Sample size | Mean dry weight (mg) | Station and date of collection                                    |
|----------------------------|-------------|----------------------|---|
| <b>Amphipoda</b>           |             |                      |   |
| <i>Anisogammarus</i>       | 16          | 0.400                | WRT6C:30' 7 May; P3FLG:1 7 March; WRT6C:3 6 March; FWGS:2 18 June |
| <i>Eohaustorius</i>        | 214         | 0.469                | FWGS:1 10 July; FWGS:2 18 June                                    |
| <i>Corophium</i>           | 342         | 0.146                | PW:5 18 June  |
|                            | 322         | 0.137                | CWRR 9 July   |
| <b>Polychaeta</b>          |             |                      |   |
| Nereidae                   | 41          | 0.339                | WRT6C:3 March-May   |
|                            | 31          | 0.597                | WRT6C:3 June-December   |
| Ampharetidae               | 52          | 0.268                | WRT6C:30' 7 May   |
| <b>Oligochaeta</b>         |             |                      |   |
|                            | 233         | 0.030                | WRT6C:3   |
|                            | 1,148       | 0.020                | WRT6C:3 April-November  |
|                            | 1,486       | 0.048                | CWRR 9 July   |
| Nematoda                   | 253         | 0.0042               | WRT6C:3 March-December  |
| Nemertinea                 | 18          | 0.578                | WRT6C:3 September-November  |
| <b>Mollusca</b>            |             |                      |   |
| <i>Macoma</i>              |             |                      |   |
| Approx 2 cm diameter shell | 5           | 172.1                | P3FLG:1 7 March   |
|                            |             | 21.3                 |   |
| Approx 1 cm diameter       | 15          | 35.8                 | P3FLG:1 7 March   |
| Approx .4 cm diameter      | 4           | 3.05                 | WRT6C:1B 7 March; WRT6C:3 17 June; WRT6C:3 9 November             |

Table 5-4. Mean dry weight of *Corophium* collected at Station WRT-6C:3 during 1974. Organisms were dried for 24 hours at 60° C. Preservation in 40% isopropyl alcohol may have caused weight losses through alcohol extraction. (Location: Appendix Figure 1-3)

| <u>Date</u>  | <u>Sample size</u> | <u>Mean dry weight (mg)</u> |
|--------------|--------------------|-----------------------------|
| 6 March      | 652                | 0.074                       |
| 17 April     | 304                | 0.123                       |
| 7 May        | 244                | 0.249                       |
| 28 May       | 392                | 0.151                       |
| 17 June      | 419                | 0.076                       |
| 8 July       | 477                | 0.077                       |
| 26 August    | 337                | 0.101                       |
| 16 September | 410                | 0.071                       |
| 12 October   | 538                | 0.077                       |
| 9 November   | 690                | 0.063                       |
| 3 December   | 478                | 0.041                       |

Table 6-1

## CAPTURE BY TRAWL

Capture by trawl: Summary of data for four stations during 1974. Capture was by 16-foot box trawl except for (1) a 16-foot otter trawl, Station PW, 18 April, 1515 hours, and (2) a 25-foot otter trawl, Station PW, 10 November, 0950 and 1240 hours. All trawls had one-half inch cod end liners, except the box trawl which was changed from a one-half to a one-quarter inch liner on 18 June. Starry flounder were separated into 1973 year class, 1974 year class, and older fish where length frequency histograms showed distinct divisions of these groups (see Figures 16 and 17); otherwise, no year class distinction was made. Mean size was computed where the number of a species measured was six or greater. Size was measured as total length to the nearest centimeter. (Location: Appendix Figure 1-6)

Table 6-1. Capture by trawl.

| Date                     | Time          | Reference to<br>high tide | Species                  | Number caught |                   | Number<br>measured | Size (cm) |      |
|--------------------------|---------------|---------------------------|--------------------------|---------------|-------------------|--------------------|-----------|------|
|                          |               |                           |                          | Total         | Per 5 min.<br>tow |                    | Range     | Mean |
| STATION: PW              |               |                           |                          |               |                   |                    |           |      |
| 18 Apr                   | 1515-<br>1527 | 4 hrs past                | Starry flounder          | 35            | 14.6              | 35                 | 7-25      | 10.3 |
|                          |               |                           | 1973 year class          | 31            | 12.9              | 31                 | 7-10      | 8.8  |
|                          |               |                           | older fish               | 4             | 1.7               | 4                  | 18-25     |      |
|                          |               |                           | Threespine stickleback   | 3             | 1.3               | 3                  | 5         |      |
|                          |               |                           | TOTAL                    | 38            | 15.9              | 38                 |           |      |
| 8 May                    | 1500-<br>1506 | 1 hr before               | Starry flounder          | 162           | 135               | 162                | 7-15      | 9.0  |
|                          |               |                           | 1973 year class          | 160           | 133.3             | 160                | 7-11      | 9.0  |
|                          |               |                           | older fish               | 2             | 1.7               | 2                  | 14-15     |      |
|                          |               |                           | Pacific staghorn sculpin | 20            | 16.7              | 20                 | 10-17     | 12.9 |
|                          |               |                           | Prickly sculpin          | 3             | 2.5               | 3                  | 13-14     |      |
|                          |               |                           | Longfin smelt            | 4             | 3.3               | 4                  | 8-13      |      |
|                          |               |                           | Peamouth                 | 6             | 5                 | 6                  | 16-30     | 20.7 |
|                          |               |                           | Shiner perch             | 74            | 61.7              | 74                 | 9-14      | 11.8 |
| TOTAL                    | 269           | 224.2                     | 269                      |               |                   |                    |           |      |
| 30 May                   | 0917-<br>0925 | 0.5 hr before             | Starry flounder          | 142           | 88.8              | 105                | 4-25      | 9.2  |
|                          |               |                           | 1974 year class          | 1             | 0.6               | 1                  | 4         |      |
|                          |               |                           | 1973 year class          | 101           | 63.1              | 101                | 7-11      | 9.6  |
|                          |               |                           | older fish               | 3             | 1.9               | 3                  | 14-25     | 18.3 |
|                          |               |                           | Pacific staghorn sculpin | 6             | 3.8               | 1                  | 14        |      |
|                          |               |                           | Chinook salmon           | 5             | 3.1               | 5                  | 7-9       |      |
|                          |               |                           | Peamouth                 | 2             | 1.3               | 2                  | 16-20     |      |
|                          |               |                           | Shiner perch             | 41            | 25.6              | 41                 | 9-15      | 11.4 |
|                          |               |                           | Carp                     | 1             | 0.6               | 1                  | 66        |      |
|                          |               |                           | Longfin smelt            | 4             | 2.5               | 4                  | 4-13      |      |
|                          |               |                           | Prickly sculpin          | 1             | .6                | 1                  | 16        |      |
|                          |               |                           | TOTAL                    | 202           | 126.3             | 174                |           |      |
| 19 June                  | 1122-<br>1127 | 3 hrs before              | Starry flounder          | 144           | 144               | 144                | 3-11      | 8.9  |
|                          |               |                           | 1974 year class          | 12            | 12                | 12                 | 3-4       | 3.5  |
|                          |               |                           | 1973 year class          | 132           | 132               | 132                | 8-11      | 9.4  |
|                          |               |                           | Pacific staghorn sculpin | 8             | 8                 | 8                  | 9-14      | 11.1 |
|                          |               |                           | Prickly sculpin          | 8             | 8                 | 8                  | 8-15      | 11.3 |
|                          |               |                           | Longfin smelt            | 2             | 2                 | 2                  | 9-11      |      |
|                          |               |                           | Chinook salmon           | 18            | 18                | 18                 | 8-10      | 9.2  |
|                          |               |                           | Peamouth                 | 2             | 2                 | 2                  | 19-23     |      |
|                          |               |                           | Shiner perch             | 44            | 44                | 44                 | 9-14      | 10.5 |
|                          |               |                           | TOTAL                    | 226           | 226               | 226                |           |      |
|                          |               |                           | 10 July                  | 1605-<br>1610 | 2 hrs before      | Starry flounder    | 215       | 215  |
| 1974 year class          | 3             | 3                         |                          |               |                   | 3                  | 4-5       |      |
| 1973 year class          | 143           | 143                       |                          |               |                   | 143                | 8-12      | 10.1 |
| older fish               | 2             | 2                         |                          |               |                   | 2                  | 19-23     |      |
| Pacific staghorn sculpin | 20            | 20                        |                          |               |                   | 20                 | 8-19      | 9.7  |
| Osmeridae                | 1             | 1                         |                          |               |                   | 1                  | 3         |      |
| Prickly sculpin          | 2             | 2                         |                          |               |                   | 2                  | 9         |      |
| Longfin smelt            | 35            | 35                        |                          |               |                   | 35                 | 3-12      | 9.7  |
| Clupeidae                | 1             | 1                         |                          |               |                   | 1                  | 5         |      |
| Peamouth                 | 3             | 3                         |                          |               |                   | 3                  | 17-23     |      |
| Shiner perch             | 188           | 188                       |                          |               |                   | 184                | 8-15      | 9.5  |
| TOTAL                    | 465           | 465                       | 394                      |               |                   |                    |           |      |
| 6 Aug                    | 1435-<br>1440 | 2 hrs before              | Starry flounder          | 121           | 121               | 121                | 4-13      | 8.2  |
|                          |               |                           | 1974 year class          | 66            | 66                | 66                 | 4-7       | 5.9  |
|                          |               |                           | 1973 year class          | 55            | 55                | 55                 | 10-13     | 11.0 |
|                          |               |                           | Pacific staghorn sculpin | 8             | 8                 | 8                  | 15-20     | 16.1 |
|                          |               |                           | Prickly sculpin          | 1             | 1                 | 1                  | 11        |      |
|                          |               |                           | Longfin smelt            | 43            | 43                | 43                 | 8-12      | 9.9  |
|                          |               |                           | Shiner perch             | 19            | 19                | 19                 | 5-13      | 9.6  |
|                          |               |                           | Sand sole                | 1             | 1                 | 1                  | 16        |      |
|                          |               |                           | Pacific tomcod           | 2             | 2                 | 2                  | 16-17     |      |
|                          |               |                           | Surf smelt               | 4             | 4                 | 4                  | 8-9       |      |
|                          |               |                           | TOTAL                    | 199           | 199               | 199                |           |      |

Table 6-1. Capture by trawl (continued)

| Date                     | Time              | Reference to<br>high tide | Species                  | Number caught |                   |                    | Size (cm) |      |      |
|--------------------------|-------------------|---------------------------|--------------------------|---------------|-------------------|--------------------|-----------|------|------|
|                          |                   |                           |                          | Total         | Per 5 min.<br>tow | Number<br>measured | Range     | Mean |      |
| 28 Aug                   | 0930-<br>0935     | 2 hrs before              | Starry flounder          | 103           | 103               | 103                | 5-15      | 8.8  |      |
|                          |                   |                           | Pacific staghorn sculpin | 1             | 1                 | 1                  | 12        |      |      |
|                          |                   |                           | Shiner perch             | 5             | 5                 | 5                  | 6-10      |      |      |
|                          |                   |                           | TOTAL                    | 109           | 109               | 109                |           |      |      |
|                          | 1330-<br>1335     | 2 hrs past                | Starry flounder          | 199           | 199               | 176                | 5-17      | 8.8  |      |
|                          |                   |                           | Pacific staghorn sculpin | 3             | 3                 | 3                  | 11-14     |      |      |
|                          |                   |                           | Prickly sculpin          | 2             | 2                 | 2                  | 2         |      |      |
|                          |                   |                           | Surf smelt               | 1             | 1                 | 1                  | 16        |      |      |
|                          | 1750-<br>1755     | 5.5 hrs before            | Starry flounder          | 78            | 78                | 60                 | 5-16      | 9.3  |      |
|                          |                   |                           | Pacific staghorn sculpin | 2             | 2                 | 2                  | 5-13      |      |      |
|                          |                   |                           | Longfin smelt            | 6             | 6                 | 6                  | 10-12     |      |      |
|                          |                   |                           | Shiner perch             | 4             | 4                 | 4                  | 6-10      |      |      |
| 2155-<br>2200            | 2 hrs before      | Pacific tomcod            | 4                        | 4             | 4                 | 8-9                |           |      |      |
|                          |                   | TOTAL                     | 94                       | 94            | 76                |                    |           |      |      |
|                          |                   | Starry flounder           | 89                       | 89            | 82                | 5-41               | 10.5      |      |      |
|                          |                   | Pacific staghorn sculpin  | 10                       | 10            | 10                | 10-19              |           |      |      |
| Prickly sculpin          | 1                 | 1                         | 1                        | 14            |                   |                    |           |      |      |
| Longfin smelt            | 2                 | 2                         | 2                        | 10-11         |                   |                    |           |      |      |
| 29 Aug                   | 0125-<br>0130     | 2 hrs past                | Shiner perch             | 1             | 1                 | 1                  | 6         | 10.8 |      |
|                          |                   |                           | Sand sole                | 1             | 1                 | 1                  | 14        |      |      |
|                          |                   |                           | Pacific tomcod           | 9             | 9                 | 9                  | 7-9       |      |      |
|                          |                   |                           | TOTAL                    | 113           | 113               | 106                |           |      |      |
|                          |                   |                           | Starry flounder          | 384           | 384               | 384                | 6-16      |      | 11.2 |
|                          |                   |                           | Pacific staghorn sculpin | 8             | 8                 | 8                  | 13-19     |      |      |
|                          |                   |                           | Longfin smelt            | 4             | 4                 | 4                  | 10-12     |      |      |
|                          |                   |                           | Northern anchovy         | 4             | 4                 | 4                  | 10-13     |      |      |
|                          | Pacific tomcod    | 35                        | 35                       | 35            | 7-22              |                    |           |      |      |
|                          | Snake prickleback | 9                         | 9                        | 9             | 22-33             |                    |           |      |      |
|                          | TOTAL             | 444                       | 444                      | 444           |                   |                    |           |      |      |
|                          | 0530-<br>0535     | 6 hrs past                | Starry flounder          | 270           | 270               | 270                | 5-16      | 10.5 |      |
| Pacific staghorn sculpin |                   |                           | 5                        | 5             | 5                 | 5-16               |           |      |      |
| Longfin smelt            |                   |                           | 10                       | 10            | 10                | 10-11              |           |      |      |
| Peamouth                 |                   |                           | 1                        | 1             | 1                 | 23                 |           |      |      |
| Shiner perch             |                   |                           | 34                       | 34            | 34                | 7-13               |           |      |      |
| Threespine stickleback   |                   |                           | 8                        | 8             | 8                 | 4                  |           |      |      |
| Pacific herring          |                   |                           | 5                        | 5             | 5                 | 4-5                |           |      |      |
| Northern anchovy         |                   |                           | 2                        | 2             | 2                 | 13                 |           |      |      |
| Pacific tomcod           |                   |                           | 10                       | 10            | 10                | 8-20               |           |      |      |
| Surf smelt               |                   |                           | 1                        | 1             | 1                 | 9                  |           |      |      |
| Sand sole                |                   |                           | 1                        | 1             | 1                 | 17                 |           |      |      |
| TOTAL                    |                   |                           | 347                      | 347           | 347               |                    |           |      |      |
| 17 Sept                  | 1038-<br>1043     | 4 hrs before              | Starry flounder          | 218           | 218               | 218                | 6-19      | 11.1 |      |
|                          |                   |                           | Shiner perch             | 58            | 58                | 58                 | 7-13      |      |      |
|                          |                   |                           | Snake prickleback        | 1             | 1                 | 0                  |           |      |      |
|                          |                   |                           | Pacific staghorn sculpin | 5             | 5                 | 5                  | 12-14     |      |      |
|                          |                   |                           | Longfin smelt            | 21            | 21                | 21                 | 7-12      |      |      |
|                          |                   |                           | Peamouth                 | 8             | 8                 | 8                  | 15-21     |      |      |
|                          |                   |                           | Pacific tomcod           | 67            | 67                | 67                 | 6-17      |      |      |
|                          |                   |                           | Northern anchovy         | 184           | 184               | 184                | 10-15     |      |      |
|                          |                   |                           | Sand sole                | 1             | 1                 | 1                  | 17        |      |      |
|                          |                   |                           | TOTAL                    | 563           | 563               | 562                |           |      |      |

Table 6-1. Capture by trawl (continued)

| Date              | Time          | Reference to<br>high tide | Species                  | Number caught |                   | Number<br>measured | Size (cm) |      |
|-------------------|---------------|---------------------------|--------------------------|---------------|-------------------|--------------------|-----------|------|
|                   |               |                           |                          | Total         | Per 5 min.<br>tow |                    | Range     | Mean |
| 10 Nov            | 0910-<br>0915 | 1 hr before               | Starry flounder          | 317           | 317               | 317                | 6-15      | 9.4  |
|                   |               |                           | Pacific staghorn sculpin | 6             | 6                 | 6                  | 11-15     | 12.5 |
|                   |               |                           | American shad            | 2             | 2                 | 2                  | 11-12     |      |
|                   |               |                           | Shiner perch             | 22            | 22                | 22                 | 7-12      | 8.1  |
|                   |               |                           | English sole             | 2             | 2                 | 2                  | 11-12     |      |
|                   |               |                           | Northern anchovy         | 2             | 2                 | 2                  | 11-12     |      |
|                   |               |                           | Pacific herring          | 6             | 6                 | 6                  | 11-12     | 11.5 |
|                   |               |                           | Pacific tomcod           | 1             | 1                 | 1                  | 9         |      |
|                   |               |                           | TOTAL                    | 358           | 358               | 358                |           |      |
|                   |               |                           | 1315-<br>1317            | 3.5 hrs past  | Starry flounder   | 129                | 322.5     | 129  |
| Shiner perch      | 4             | 10                        |                          |               | 4                 | 7-9                |           |      |
| Northern anchovy  | 1             | 2.5                       |                          |               | 1                 | 13                 |           |      |
| English sole      | 1             | 2.5                       |                          |               | 1                 | 13                 |           |      |
| Snake prickleback | 1             | 2.5                       |                          |               | 1                 | 17                 |           |      |
| Dungeness crab    | 1             | 2.5                       |                          |               | 1                 | 12                 |           |      |
| TOTAL             | 137           | 342.5                     |                          |               | 137               |                    |           |      |
| 0950-<br>0955     | High tide     | Starry flounder           | 495                      | 495           | 263               | 5-27               | 10.2      |      |
|                   |               | Pacific staghorn sculpin  | 8                        | 8             | 7                 | 13                 | 10.1      |      |
|                   |               | Surf smelt                | 1                        | 1             | 0                 |                    |           |      |
|                   |               | Longfin smelt             | 39                       | 39            | 38                | 10-14              | 12.2      |      |
|                   |               | Snake prickleback         | 7                        | 7             | 7                 | 15-17              | 15.9      |      |
|                   |               | Shiner perch              | 808                      | 808           | 531               | 7-13               | 8.9       |      |
|                   |               | Pacific tomcod            | 4                        | 4             | 4                 | 10-19              |           |      |
|                   |               | English sole              | 22                       | 22            | 19                | 10-13              | 11.5      |      |
|                   |               | Northern anchovy          | 42                       | 42            | 33                | 7-16               | 13.7      |      |
|                   |               | American shad             | 5                        | 5             | 5                 | 11-12              |           |      |
|                   |               | Dungeness crab            | 2                        | 2             | 2                 | 11-13              |           |      |
|                   |               | TOTAL                     | 1433                     | 1433          | 909               |                    |           |      |
| 1240-<br>1242     | 3 hrs past    | Starry flounder           | 144                      | 360           | 144               | 7-19               | 19.8      |      |
|                   |               | American shad             | 2                        | 5             | 2                 | 9-11               |           |      |
|                   |               | Shiner perch              | 22                       | 55            | 22                | 7-10               | 8.3       |      |
|                   |               | Pacific herring           | 1                        | 2.5           | 1                 | 11                 |           |      |
|                   |               | Dungeness crab            | 2                        | 5             | 2                 | 11                 |           |      |
|                   |               | TOTAL                     | 171                      | 427.5         | 171               |                    |           |      |
| 3 Dec             | 1500-<br>1505 | 0.5 hr before             | Starry flounder          | 3             | 3                 | 2                  | 7-30      |      |
|                   |               |                           | American shad            | 8             | 8                 | 8                  | 8-10      | 7.6  |
|                   |               |                           | Longfin smelt            | 3             | 3                 | 3                  | 9-11      |      |
|                   |               |                           | Dungeness crab           | 7             | 7                 | 7                  | 10-13     | 11.4 |
|                   |               |                           | TOTAL                    | 21            | 21                | 20                 |           |      |
| 4 Dec             | 1700-<br>1707 | 0.5 hr past               | Starry flounder          | 116           | 82.9              | 116                | 7-29      | 11.4 |
|                   |               |                           | Pacific staghorn sculpin | 21            | 150               | 21                 | 11-23     | 13.9 |
|                   |               |                           | American shad            | 3             | 2.1               | 3                  | 8-9       |      |
|                   |               |                           | Longfin smelt            | 2             | 1.4               | 2                  | 11        |      |
|                   |               |                           | Shiner perch             | 2             | 1.4               | 2                  | 7-8       |      |
|                   |               |                           | English sole             | 11            | 7.4               | 11                 | 2-12      | 9.3  |
|                   |               |                           | Speckled sanddab         | 1             | 0.7               | 1                  | 6         |      |
|                   |               |                           | Snake prickleback        | 1             | 0.7               | 1                  | 29        |      |
|                   |               |                           | Dungeness crab           | 7             | 5                 | 7                  | 9-15      | 11.2 |
|                   |               |                           | TOTAL                    | 164           | 116.6             | 164                |           |      |
| 5 Dec             | 1000-<br>1008 | 4 hrs past                | American shad            | 19            | 11.9              | 0                  |           |      |
|                   |               |                           | Dungeness crab           | 7             | 4.4               | 0                  |           |      |
|                   |               |                           | TOTAL                    | 26            | 16.3              | 0                  |           |      |
| 1020-<br>1028     | 4.5 hrs past  | Starry flounder           | 14                       | 8.8           | 0                 |                    |           |      |
|                   |               | Longfin smelt             | 11                       | 6.9           | 0                 |                    |           |      |
|                   |               | American shad             | 22                       | 13.8          | 0                 |                    |           |      |
|                   |               | Dungeness crab            | 14                       | 8.8           | 0                 |                    |           |      |
|                   |               | TOTAL                     | 61                       | 38.3          | 0                 |                    |           |      |



Table 6-1. Capture by trawl (continued)

| Date                     | Time          | Reference to<br>high tide | Species                  | Number caught |                   | Number<br>measured     | Size (cm) |      |     |      |     |
|--------------------------|---------------|---------------------------|--------------------------|---------------|-------------------|------------------------|-----------|------|-----|------|-----|
|                          |               |                           |                          | Total         | Per 5 min.<br>tow |                        | Range     | Mean |     |      |     |
| STATION: NMFS 2          |               |                           |                          |               |                   |                        |           |      |     |      |     |
| 19 June                  | 1440-<br>1445 | 0.5 hr past               | Starry flounder          | 379           | 379               | 379                    | 1-11      | 5.9  |     |      |     |
|                          |               |                           | <i>1974 year class</i>   | 208           | 208               | 208                    | 1-5       | 2.9  |     |      |     |
|                          |               |                           | <i>1973 year class</i>   | 171           | 171               | 171                    | 8-11      | 9.4  |     |      |     |
|                          |               |                           | Pacific staghorn sculpin | 6             | 6                 | 6                      | 7-16      | 12.3 |     |      |     |
|                          |               |                           | Prickly sculpin          | 8             | 8                 | 8                      | 2-8       | 5.9  |     |      |     |
|                          |               |                           | American shad            | 2             | 2                 | 2                      | 14-15     |      |     |      |     |
|                          |               |                           | Longfin smelt            | 4             | 4                 | 4                      | 6-9       |      |     |      |     |
|                          |               |                           | Chinook salmon           | 6             | 6                 | 6                      | 9-10      | 9.2  |     |      |     |
|                          |               |                           | Peamouth                 | 5             | 5                 | 5                      | 16-20     |      |     |      |     |
|                          |               |                           | Shiner perch             | 13            | 13                | 13                     | 9-13      | 10.7 |     |      |     |
|                          |               |                           | Surf smelt               | 1             | 1                 | 1                      | 6         |      |     |      |     |
| TOTAL                    | 424           | 424                       | 424                      |               |                   |                        |           |      |     |      |     |
| STATION: CWRR            |               |                           |                          |               |                   |                        |           |      |     |      |     |
| 9 May                    | 1440-<br>1445 | 2 hrs before              | Starry flounder          | 119           | 119               | 119                    | 6-12      | 8.4  |     |      |     |
|                          |               |                           | Pacific staghorn sculpin | 3             | 3                 | 3                      | 4-7       |      |     |      |     |
|                          |               |                           | Shiner perch             | 1             | 1                 | 1                      | 10        |      |     |      |     |
| TOTAL                    | 123           | 123                       | 123                      |               |                   |                        |           |      |     |      |     |
| 1455-<br>1500            | 2 hrs before  | Starry flounder           | 69                       | 69            | 69                | 7-14                   | 8.8       |      |     |      |     |
|                          |               | Pacific staghorn sculpin  | 2                        | 2             | 2                 | 4-5                    |           |      |     |      |     |
|                          |               | American shad             | 1                        | 1             | 1                 | 13                     |           |      |     |      |     |
|                          |               | Surf smelt                | 1                        | 1             | 1                 | 6                      |           |      |     |      |     |
|                          |               | Chinook salmon            | 1                        | 1             | 1                 | 10                     |           |      |     |      |     |
|                          |               | Shiner perch              | 1                        | 1             | 1                 | 12                     |           |      |     |      |     |
|                          |               | TOTAL                     | 75                       | 75            | 75                |                        |           |      |     |      |     |
| 30 May                   | 1014-<br>1020 | 0.5 hr past               | Starry flounder          | 102           | 85                | 102                    | 2-10      |      |     |      |     |
|                          |               |                           | <i>1974 year class</i>   | 67            | 55.8              | 67                     | 2         | 2.0  |     |      |     |
|                          |               |                           | <i>1973 year class</i>   | 35            | 29.2              | 35                     | 7-10      | 8.9  |     |      |     |
|                          |               |                           | Pacific staghorn sculpin | 4             | 3.3               | 4                      | 7-12      |      |     |      |     |
|                          |               |                           | Prickly sculpin          | 3             | 2.5               | 3                      | 1-10      |      |     |      |     |
|                          |               |                           | Longfin smelt            | 5             | 4.2               | 5                      | 8-10      |      |     |      |     |
|                          |               |                           | Chinook salmon           | 24            | 20                | 24                     | 7-10      | 8.6  |     |      |     |
|                          |               |                           | Peamouth                 | 2             | 1.7               | 2                      | 8-10      |      |     |      |     |
|                          |               |                           | TOTAL                    | 140           | 116.7             | 140                    |           |      |     |      |     |
|                          |               |                           | 18 June                  | 1159-<br>1204 | 1 hr before       | Starry flounder        | 238       | 238  | 238 | 1-11 | 3.3 |
|                          |               |                           |                          |               |                   | <i>1974 year class</i> | 219       | 219  | 219 | 1-5  | 2.8 |
| <i>1973 year class</i>   | 19            | 19                        |                          |               |                   | 19                     | 8-11      | 9.4  |     |      |     |
| Pacific staghorn sculpin | 18            | 18                        |                          |               |                   | 18                     | 6-14      | 9.5  |     |      |     |
| Prickly sculpin          | 29            | 29                        |                          |               |                   | 29                     | 1-12      | 2.5  |     |      |     |
| Chinook salmon           | 3             | 3                         |                          |               |                   | 3                      | 7-8       |      |     |      |     |
| Peamouth                 | 1             | 1                         |                          | 1             | 25                |                        |           |      |     |      |     |
| Shiner perch             | 2             | 2                         |                          | 2             | 11-12             |                        |           |      |     |      |     |
| TOTAL                    | 291           | 291                       |                          | 291           |                   |                        |           |      |     |      |     |
| 1223-<br>1228            | 1 hr before   | Starry flounder           |                          | 120           | 120               | 120                    | 1-11      | 3.6  |     |      |     |
|                          |               | <i>1974 year class</i>    |                          | 102           | 102               | 102                    | 1-4       | 2.5  |     |      |     |
|                          |               | <i>1973 year class</i>    |                          | 18            | 18                | 18                     | 8-11      | 9.7  |     |      |     |
|                          |               | Pacific staghorn sculpin  |                          | 13            | 13                | 13                     | 6-14      | 9.0  |     |      |     |
|                          |               | Prickly sculpin           | 10                       | 10            | 10                | 1-16                   | 5.9       |      |     |      |     |
|                          |               | Longfin smelt             | 3                        | 3             | 3                 | 9-11                   |           |      |     |      |     |
|                          |               | Chinook salmon            | 9                        | 9             | 9                 | 5-8                    | 7.4       |      |     |      |     |
|                          |               | Peamouth                  | 3                        | 3             | 3                 | 18-21                  |           |      |     |      |     |
| Shiner perch             | 1             | 1                         | 1                        | 11            |                   |                        |           |      |     |      |     |
| TOTAL                    | 159           | 159                       | 159                      |               |                   |                        |           |      |     |      |     |

Table 6-1. Capture by trawl (continued)

| Date            | Time          | Reference to<br>high tide | Species                  | Number caught |                   | Number<br>measured | Size (cm) |      |
|-----------------|---------------|---------------------------|--------------------------|---------------|-------------------|--------------------|-----------|------|
|                 |               |                           |                          | Total         | Per 5 min.<br>tow |                    | Range     | Mean |
| 8 July          | 1650-<br>1655 | High tide                 | Starry flounder          | 207           | 207               | 207                | 1-11      | 4.6  |
|                 |               |                           | <i>1974 year class</i>   | 169           | 169               | 169                | 1-6       | 3.4  |
|                 |               |                           | <i>1973 year class</i>   | 38            | 38                | 38                 | 9-11      | 9.7  |
|                 |               |                           | Pacific staghorn sculpin | 13            | 13                | 13                 | 7-13      | 8.6  |
|                 |               |                           | Prickly sculpin          | 27            | 27                | 27                 | 1-14      | 5.0  |
|                 |               |                           | Longfin smelt            | 1             | 1                 | 1                  | 11        |      |
|                 |               |                           | Chinook salmon           | 4             | 4                 | 4                  | 7-9       |      |
|                 |               |                           | Peamouth                 | 3             | 3                 | 3                  | 17-23     |      |
|                 |               |                           | Shiner perch             | 11            | 11                | 11                 | 9-14      | 11.4 |
|                 |               |                           | TOTAL                    | 266           | 266               | 266                |           |      |
| 7 Aug           | 1535-<br>1540 | 1 hr before               | Starry flounder          | 114           | 114               | 114                | 3-13      | 6.6  |
|                 |               |                           | Pacific staghorn sculpin | 19            | 19                | 19                 | 9-15      | 11.1 |
|                 |               |                           | Prickly sculpin          | 4             | 4                 | 4                  | 7-13      |      |
|                 |               |                           | Chinook salmon           | 4             | 4                 | 4                  | 9-12      |      |
|                 |               |                           | Peamouth                 | 4             | 4                 | 4                  | 18-21     |      |
|                 |               |                           | Shiner perch             | 14            | 14                | 14                 | 4-13      | 10.1 |
|                 |               |                           | Carp                     | 1             | 1                 | 1                  | 51        |      |
|                 |               |                           | TOTAL                    | 160           | 160               | 160                |           |      |
| 18 Sept         | 1520-<br>1525 | High tide                 | Starry flounder          | 119           | 119               | 119                | 6-16      | 9.7  |
|                 |               |                           | Pacific staghorn sculpin | 1             | 1                 | 1                  | 9         |      |
|                 |               |                           | Peamouth                 | 3             | 3                 | 3                  | 17-25     |      |
|                 |               |                           | Shiner perch             | 33            | 33                | 33                 | 6-12      | 9.1  |
|                 |               |                           | Northern anchovy         | 5             | 5                 | 5                  | 11-13     |      |
|                 |               |                           | Chinook salmon           | 3             | 3                 | 3                  | 12-13     |      |
|                 |               |                           | White sturgeon           | 1             | 1                 | 1                  | 60        |      |
|                 |               |                           | TOTAL                    | 165           | 165               | 165                |           |      |
| 12 Oct          | 1140-<br>1145 | High tide                 | Starry flounder          | 98            | 98                | 98                 | 7-14      | 9.9  |
|                 |               |                           | Pacific staghorn sculpin | 6             | 6                 | 6                  | 13-15     | 14.3 |
|                 |               |                           | Prickly sculpin          | 1             | 1                 | 1                  | 14        |      |
|                 |               |                           | Shiner perch             | 5             | 5                 | 5                  | 7-11      |      |
|                 |               |                           | Peamouth                 | 1             | 1                 | 1                  | 14        |      |
|                 |               |                           | Threespine stickleback   | 1             | 1                 | 1                  | 5         |      |
|                 |               |                           | Chinook salmon           | 1             | 1                 | 1                  | 12        |      |
|                 |               |                           | TOTAL                    | 113           | 113               | 113                |           |      |
| 3 Dec           | 1545-<br>1550 | High tide                 | Starry flounder          | 6             | 6                 | 6                  | 11-23     | 14.3 |
|                 |               |                           | Pacific staghorn sculpin | 1             | 1                 | 1                  | 3         |      |
|                 |               |                           | American shad            | 8             | 8                 | 8                  | 7-9       | 8.0  |
|                 |               |                           | Surf smelt               | 2             | 2                 | 2                  | 4-5       |      |
|                 |               |                           | Shiner perch             | 2             | 2                 | 2                  | 8         |      |
|                 |               |                           | Threespine stickleback   | 4             | 4                 | 4                  | 4-6       |      |
|                 |               |                           | TOTAL                    | 23            | 23                | 23                 |           |      |
| -----           |               |                           |                          |               |                   |                    |           |      |
| STATION: NMFS 1 |               |                           |                          |               |                   |                    |           |      |
| 17 Jan          | 1325-<br>1335 | 4 hrs past                | Starry flounder          | 144           | 72                | 144                | 7-20      | 11.5 |
|                 |               |                           | Pacific staghorn sculpin | 42            | 21                | 42                 | 7-15      | 11.4 |
|                 |               |                           | Prickly sculpin          | 4             | 2                 | 4                  | 5-15      |      |
|                 |               |                           | Longfin smelt            | 12            | 6                 | 12                 | 6-13      | 11.6 |
|                 |               |                           | Threespine stickleback   | 43            | 21.5              | 43                 | 4-6       | 5.2  |
|                 |               |                           | TOTAL                    | 245           | 122.5             | 245                |           |      |
| 8 May           | 1400-<br>1405 | 2.5 hrs before            | Starry flounder          | 814           | 814               | 264                | 7-14      | 8.8  |
|                 |               |                           | Pacific staghorn sculpin | 11            | 11                | 11                 | 11-14     | 12.1 |
|                 |               |                           | Prickly sculpin          | 34            | 34                | 34                 | 6-15      | 9.1  |
|                 |               |                           | American shad            | 1             | 1                 | 1                  | 14        |      |
|                 |               |                           | Longfin smelt            | 1             | 1                 | 1                  | 11        |      |
|                 |               |                           | Coho salmon              | 1             | 1                 | 1                  | 18        |      |
|                 |               |                           | Peamouth                 | 4             | 4                 | 4                  | 16-23     |      |
|                 |               |                           | Largescale sucker        | 1             | 1                 | 1                  | 56        |      |
|                 |               |                           | TOTAL                    | 867           | 867               | 317                |           |      |

Table 6-1. Capture by trawl (continued)

| Date    | Time            | Reference to<br>high tide | Species                  | Number caught |                   | Number<br>measured | Size (cm) |      |
|---------|-----------------|---------------------------|--------------------------|---------------|-------------------|--------------------|-----------|------|
|         |                 |                           |                          | Total         | Per 5 min.<br>tow |                    | Range     | Mean |
| 9 May   | 1126-<br>1128.5 | 5 hrs before              | Starry flounder          | 36            | 72                | 36                 | 7-15      | 9.0  |
|         |                 |                           | Pacific staghorn sculpin | 1             | 2                 | 1                  | 13        |      |
|         |                 |                           | Prickly sculpin          | 11            | 22                | 11                 | 5-8       | 6.5  |
|         |                 |                           | American shad            | 1             | 2                 | 1                  | 13        |      |
|         |                 |                           | Longfin smelt            | 2             | 4                 | 2                  | 11-12     |      |
|         |                 |                           | Chinook salmon           | 2             | 4                 | 2                  | 8-12      |      |
|         |                 |                           | Coho salmon              | 9             | 18                | 9                  | 16-18     | 16.8 |
|         | TOTAL           | 62                        | 124                      | 62            |                   |                    |           |      |
|         | 1150-<br>1156   | 5.5 hrs before            | Starry flounder          | 73            | 60.8              | 73                 | 7-14      | 8.9  |
|         |                 |                           | Pacific staghorn sculpin | 8             | 6.7               | 8                  | 10-15     | 12.6 |
|         |                 |                           | Prickly sculpin          | 7             | 5.8               | 7                  | 5-13      | 7.6  |
|         |                 |                           | American shad            | 1             | 0.8               | 1                  | 13        |      |
|         |                 |                           | Longfin smelt            | 2             | 1.7               | 2                  | 9-10      |      |
|         | TOTAL           | 91                        | 75.8                     | 91            |                   |                    |           |      |
| 30 May  | 1106-<br>1112   | 1.5 hrs past              | Starry flounder          | 175           | 145.8             | 175                | 7-11      | 8.9  |
|         |                 |                           | Pacific staghorn sculpin | 2             | 1.7               | 2                  | 8-12      |      |
|         |                 |                           | Prickly sculpin          | 6             | 5                 | 6                  | 6-16      | 11.5 |
|         |                 |                           | Longfin smelt            | 3             | 2.5               | 3                  | 8-9       |      |
|         |                 |                           | Peamouth                 | 1             | 0.8               | 1                  | 21        |      |
|         |                 |                           | Chinook salmon           | 17            | 14.1              | 17                 | 7-10      | 8.2  |
|         |                 |                           | TOTAL                    | 204           | 169.9             | 204                |           |      |
| 18 June | 1541-<br>1546   | 3 hrs past                | Starry flounder          | 162           | 162               | 162                | 1-11      | 5.0  |
|         |                 |                           | <i>1974 year class</i>   | 119           | 119               | 119                | 1-5       | 3.4  |
|         |                 |                           | <i>1973 year class</i>   | 43            | 43                | 43                 | 8-11      | 9.1  |
|         |                 |                           | Pacific staghorn sculpin | 6             | 6                 | 6                  | 6-15      | 9.7  |
|         |                 |                           | Prickly sculpin          | 3             | 3                 | 3                  | 2-9       |      |
|         |                 |                           | American shad            | 2             | 2                 | 2                  | 15        |      |
|         |                 |                           | Surf smelt               | 1             | 1                 | 1                  | 6         |      |
|         |                 |                           | Chinook salmon           | 15            | 15                | 15                 | 7-9       | 1.8  |
|         |                 |                           | Largescale sucker        | 1             | 1                 | 1                  | 22        |      |
|         |                 |                           | TOTAL                    | 190           | 190               | 190                |           |      |
| 8 July  | 1600-<br>1605   | 1 hr before               | Starry flounder          | 327           | 327               | 220                | 3-12      | 6.7  |
|         |                 |                           | <i>1974 year class</i>   | 126           | 126               | 126                | 3-6       | 4.3  |
|         |                 |                           | <i>1973 year class</i>   | 94            | 94                | 94                 | 8-12      | 10.0 |
|         |                 |                           | Pacific staghorn sculpin | 9             | 9                 | 9                  | 9-17      | 12.8 |
|         |                 |                           | Prickly sculpin          | 31            | 31                | 31                 | 2-14      | 8.2  |
|         |                 |                           | American shad            | 1             | 1                 | 1                  | 15        |      |
|         |                 |                           | Peamouth                 | 4             | 4                 | 4                  | 22-25     |      |
|         |                 |                           | Shiner perch             | 3             | 3                 | 3                  | 11-14     |      |
|         |                 |                           | Largescale sucker        | 3             | 3                 | 3                  | 42-43     |      |
|         |                 |                           | TOTAL                    | 378           | 378               | 271                |           |      |
| 7 Aug   | 1115-<br>1120   | 5.5 hrs before            | Starry flounder          | 288           | 288               | 252                | 4-13      | 10.5 |
|         |                 |                           | <i>1974 year class</i>   | 52            | 52                | 52                 | 4-8       | 6.4  |
|         |                 |                           | <i>1973 year class</i>   | 200           | 200               | 200                | 10-13     | 11.6 |
|         |                 |                           | Pacific staghorn sculpin | 24            | 24                | 24                 | 10-17     | 13.0 |
|         |                 |                           | Prickly sculpin          | 26            | 26                | 26                 | 6-16      | 11.3 |
|         |                 |                           | Longfin smelt            | 12            | 12                | 12                 | 9-13      | 10.8 |
|         |                 |                           | Peamouth                 | 2             | 2                 | 2                  | 16-22     |      |
|         |                 |                           | Shiner perch             | 19            | 19                | 19                 | 9-14      | 10.8 |
|         |                 |                           | Threespine stickleback   | 24            | 24                | 24                 | 4-5       | 4.8  |
|         |                 |                           | TOTAL                    | 395           | 395               | 359                |           |      |
| 17 Sept | 1717-<br>1727   | 2.5 hrs past              | Starry flounder          | 232           | 116               | 232                | 6-17      | 10.2 |
|         |                 |                           | Pacific staghorn sculpin | 12            | 6                 | 12                 | 4-17      | 12.5 |
|         |                 |                           | Prickly sculpin          | 1             | 0.5               | 1                  | 12        |      |
|         |                 |                           | American shad            | 14            | 7                 | 14                 | 5-9       | 6.1  |
|         |                 |                           | Peamouth                 | 1             | 0.5               | 1                  | 17        |      |
|         |                 |                           | Shiner perch             | 55            | 27.5              | 55                 | 7-13      | 10.6 |
|         |                 |                           | Northern anchovy         | 1             | 0.5               | 1                  | 13        |      |
|         |                 |                           | TOTAL                    | 316           | 158               | 316                |           |      |

Table 6-1. Capture by trawl (continued)

| Date   | Time          | Reference to<br>high tide | Species                  | Number caught |                   | Number<br>measured | Size (cm) |      |
|--------|---------------|---------------------------|--------------------------|---------------|-------------------|--------------------|-----------|------|
|        |               |                           |                          | Total         | Per 5 min.<br>tow |                    | Range     | Mean |
| 13 Oct | 1555-<br>1600 | 3.5 hrs past              | Starry flounder          | 269           | 269               | 269                | 7-14      | 9.5  |
|        |               |                           | Pacific staghorn sculpin | 8             | 8                 | 8                  | 12-18     | 14.5 |
|        |               |                           | Prickly sculpin          | 20            | 20                | 20                 | 4-14      | 9.7  |
|        |               |                           | Longfin smelt            | 52            | 52                | 52                 | 9-16      | 10.9 |
|        |               |                           | Peamouth                 | 1             | 1                 | 1                  | 19        |      |
|        |               |                           | Shiner perch             | 129           | 129               | 129                | 8-14      | 10.7 |
|        |               |                           | Northern anchovy         | 1             | 1                 | 1                  | 10        |      |
| TOTAL  | 480           | 480                       | 480                      |               |                   |                    |           |      |
| 9 Nov  | 1145-<br>1150 | 2.5 hrs past              | Starry flounder          | 11            | 11                | 11                 | 7-13      | 9.8  |
|        |               |                           | American shad            | 2             | 2                 | 2                  | 8         |      |
|        |               |                           | Shiner perch             | 2             | 2                 | 2                  | 8-11      |      |
|        |               |                           | TOTAL                    | 15            | 15                | 15                 |           |      |

Table 6-2. Capture by gill net: Summary of data for four stations during 1974. Capture was by 90-foot multifilament nylon net except for sets made at Station Ch8 on 6 February and 6 March; on these dates a 125-foot monofilament nylon net was used. Nets were rigged to sink; fish were measured for total length to the nearest centimeter. Means were computed for samples of greater than five fish. (Location: Appendix Figure 1-6)

| Date            | Time      | Reference to high tide | Species                  | Number caught |          | Number measured | Size (cm) |      |
|-----------------|-----------|------------------------|--------------------------|---------------|----------|-----------------|-----------|------|
|                 |           |                        |                          | Total         | Per hour |                 | Range     | Mean |
| STATION: PW     |           |                        |                          |               |          |                 |           |      |
| 29 May          | 1340-1545 | 5 hrs past             | Starry flounder          | 1             | 0.5      | 1               | 8         |      |
|                 |           |                        | American shad            | 1             | 0.5      | 1               | 17        |      |
|                 |           |                        | Coho salmon              | 1             | 0.5      | 1               | 16        |      |
|                 |           |                        | Peamouth                 | 41            | 19.7     | 41              | 13-26     | 17.8 |
|                 |           |                        | Largescale sucker        | 8             | 3.8      | 8               | 42-52     | 47.2 |
|                 |           |                        | Carp                     | 2             | 1.0      | 2               | 52-54     |      |
|                 |           |                        | TOTAL                    | 54            | 26.0     | 54              |           |      |
| 10 July         | 1700-1840 | 1 hr before            | Pacific staghorn sculpin | 4             | 2.4      | 4               | 13-15     |      |
|                 |           |                        | Peamouth                 | 9             | 5.4      | 9               | 17-20     | 17.5 |
|                 |           |                        | Largescale sucker        | 1             | 0.6      | 1               | 51        |      |
|                 |           |                        | TOTAL                    | 14            | 8.4      | 14              |           |      |
| 28 Aug          | 1435-1635 | High                   | Starry flounder          | 1             | 0.5      | 1               | 7         |      |
|                 |           |                        | Peamouth                 | 5             | 2.5      | 5               | 18-30     |      |
|                 |           |                        | Shiner perch             | 1             | 0.5      | 1               | 11        |      |
|                 |           |                        | Surf smelt               | 1             | 0.5      | 1               | 21        |      |
|                 |           |                        | TOTAL                    | 8             | 4.0      | 8               |           |      |
| 10 Nov          | 0840-1140 | 1 hr before            | Starry flounder          | 10            | 3.3      | 10              | 7-12      | 8.7  |
|                 |           |                        | Pacific staghorn sculpin | 2             | 0.7      | 2               | 15-16     |      |
|                 |           |                        | Shiner perch             | 38            | 12.7     | 38              | 10-13     | 11.2 |
|                 |           |                        | TOTAL                    | 50            | 16.7     | 50              |           |      |
| -----           |           |                        |                          |               |          |                 |           |      |
| STATION: CWRR   |           |                        |                          |               |          |                 |           |      |
| 18 June         | 1130-1400 | 2 hrs before           | Starry flounder          | 1             | 0.4      | 1               | 9         |      |
|                 |           |                        | Pacific staghorn sculpin | 9             | 3.6      | 9               | 13-15     | 14.0 |
|                 |           |                        | Peamouth                 | 13            | 5.2      | 13              | 15-27     | 19.8 |
|                 |           |                        | Largescale sucker        | 2             | 0.8      | 2               | 38-50     |      |
|                 |           |                        | Shiner perch             | 8             | 3.2      | 8               | 11-12     | 11.4 |
|                 |           |                        | TOTAL                    | 33            | 13.2     | 33              |           |      |
| 18 Sept         | 1430-1715 | 1 hr before            | Starry flounder          | 2             | 0.7      | 2               | 8-9       |      |
|                 |           |                        | Pacific staghorn sculpin | 2             | 0.7      | 2               | 14        |      |
|                 |           |                        | Peamouth                 | 6             | 2.2      | 6               | 18-33     | 20.8 |
|                 |           |                        | Shiner perch             | 18            | 6.5      | 18              | 10-13     | 11.4 |
|                 |           |                        | Northern anchovy         | 26            | 9.4      | 26              | 12-15     | 13.2 |
|                 |           |                        | White sturgeon           | 1             | 0.4      | 1               | 160       |      |
|                 |           |                        | TOTAL                    | 55            | 19.9     | 55              |           |      |
| 12 Oct          | 1025-1345 | 1 hr before            | Pacific staghorn sculpin | 1             | 0.3      | 1               | 13        |      |
|                 |           |                        | Peamouth                 | 6             | 1.8      | 6               | 17-19     | 17.8 |
|                 |           |                        | Shiner perch             | 7             | 2.1      | 7               | 10-11     | 10.4 |
|                 |           |                        | Northern anchovy         | 1             | 0.3      | 1               | 13        |      |
|                 |           |                        | TOTAL                    | 15            | 4.5      | 15              |           |      |
| -----           |           |                        |                          |               |          |                 |           |      |
| STATION: NMFS 1 |           |                        |                          |               |          |                 |           |      |
| 28 May          | 1522-1725 | 5 hrs before           | Starry flounder          | 1             | 0.5      | 1               | 9         |      |
|                 |           |                        | Peamouth                 | 30            | 14.6     | 30              | 16-29     | 18.4 |
|                 |           |                        | Largescale sucker        | 2             | 1.0      | 2               | 43-46     |      |
|                 |           |                        | TOTAL                    | 33            | 16.1     | 33              |           |      |

Table 6-2. Capture by gill net (continued)

| Date          | Time          | Reference to<br>high tide | Species                  | Number caught |          | Number<br>measured | Size (cm) |      |
|---------------|---------------|---------------------------|--------------------------|---------------|----------|--------------------|-----------|------|
|               |               |                           |                          | Total         | Per hour |                    | Range     | Mean |
| 29 May        | 0837-<br>1110 | High                      | Starry flounder          | 3             | 1.2      | 3                  | 9         |      |
|               |               |                           | Pacific staghorn sculpin | 1             | 0.4      | 1                  | 15        |      |
|               |               |                           | Peamouth                 | 2             | 0.8      | 2                  | 19-22     |      |
|               |               |                           | Largescale sucker        | 2             | 0.8      | 2                  | 39-49     |      |
|               |               |                           | TOTAL                    | 8             | 3.2      | 8                  |           |      |
| 6 Aug         | 0910-<br>1110 | 6 hrs: past               | Pacific staghorn sculpin | 1             | 0.5      | 1                  | 15        |      |
|               |               |                           | Prickly sculpin          | 1             | 0.5      | 1                  | 16        |      |
|               |               |                           | Longfin smelt            | 1             | 0.5      | 1                  | 12        |      |
|               |               |                           | Peamouth                 | 86            | 47.0     | 86                 | 16-24     | 17.9 |
|               |               |                           | Largescale sucker        | 5             | 2.7      | 5                  | 38-45     |      |
|               |               |                           | Shiner perch             | 3             | 1.6      | 3                  | 10-11     |      |
|               |               |                           | TOTAL                    | 97            | 53.0     | 97                 |           |      |
| -----         |               |                           |                          |               |          |                    |           |      |
| STATION: Ch 8 |               |                           |                          |               |          |                    |           |      |
| 6 Feb         | 1050-<br>1240 | 1.5 hrs before            | TOTAL                    | 0             | 0        | 0                  |           |      |
| 6 Mar         | 1325-<br>1540 | 2 hrs past                | Starry flounder          | 2             | 0.9      | 0                  |           |      |
|               |               |                           | Pacific staghorn sculpin | 1             | 0.4      | 0                  |           |      |
|               |               |                           | TOTAL                    | 3             | 1.3      | 0                  |           |      |
| 30 May        | 0825-<br>1045 | 1 hr before               | Peamouth                 | 8             | 3.4      | 8                  | 16-20     | 18.0 |
|               |               |                           | Largescale sucker        | 11            | 4.7      | 11                 | 44-53     | 47.4 |
|               |               |                           | Carp                     | 1             | 0.4      | 1                  | 51        |      |
|               |               |                           | TOTAL                    | 20            | 8.5      | 20                 |           |      |
| 19 June       | 1226-<br>1455 | 1.5 hrs before            | Starry flounder          | 6             | 2.4      | 6                  | 8-9       | 8.7  |
|               |               |                           | Pacific staghorn sculpin | 2             | 0.8      | 2                  | 13-14     |      |
|               |               |                           | Peamouth                 | 42            | 16.9     | 42                 | 15-21     | 18.3 |
|               |               |                           | Largescale sucker        | 1             | 0.4      | 1                  | 46        |      |
|               |               |                           | Shiner perch             | 3             | 1.2      | 3                  | 10-13     |      |
|               |               |                           | TOTAL                    | 54            | 21.7     | 54                 |           |      |
| 8 July        | 1525-<br>1800 | 1.5 hrs before            | Pacific staghorn sculpin | 5             | 1.9      | 5                  | 13-17     |      |
|               |               |                           | Peamouth                 | 17            | 6.6      | 17                 | 16-21     | 18.6 |
|               |               |                           | Largescale sucker        | 4             | 1.5      | 4                  | 42-46     |      |
|               |               |                           | Shiner perch             | 1             | 0.4      | 1                  | 11        |      |
|               |               |                           | TOTAL                    | 27            | 10.4     | 27                 |           |      |
| 7 Aug         | 1055-<br>1245 | 6 hrs before              | Pacific staghorn sculpin | 1             | 0.5      | 1                  | 14        |      |
|               |               |                           | Prickly sculpin          | 1             | 0.5      | 1                  | 13        |      |
|               |               |                           | Peamouth                 | 21            | 11.5     | 21                 | 16-23     | 18.2 |
|               |               |                           | Shiner perch             | 10            | 5.5      | 10                 | 10-13     | 11.4 |
|               |               |                           | TOTAL                    | 33            | 18.0     | 33                 |           |      |
| 27 Aug        | 0930-<br>1140 | 1.5 hrs before            | Starry flounder          | 3             | 1.3      | 3                  | 8-13      |      |
|               |               |                           | Pacific staghorn sculpin | 3             | 1.3      | 3                  | 13-15     |      |
|               |               |                           | Peamouth                 | 31            | 13.3     | 31                 | 17-20     | 18.0 |
|               |               |                           | Largescale sucker        | 7             | 3.0      | 7                  | 67-70     | 69.0 |
|               |               |                           | Shiner perch             | 3             | 1.3      | 3                  | 10-12     |      |
|               |               |                           | TOTAL                    | 47            | 20.2     | 47                 |           |      |
| 17 Sept       | 1400-<br>1630 | 1 hr before               | Starry flounder          | 2             | 0.8      | 2                  | 13-15     |      |
|               |               |                           | Pacific staghorn sculpin | 1             | 0.4      | 1                  | 14        |      |
|               |               |                           | Peamouth                 | 32            | 12.8     | 32                 | 17-30     | 19.2 |
|               |               |                           | Shiner perch             | 10            | 4.0      | 10                 | 10-12     | 10.9 |
|               |               |                           | Northern anchovy         | 22            | 8.8      | 22                 | 11-14     | 12.8 |
|               |               |                           | TOTAL                    | 67            | 26.8     | 67                 |           |      |

Table 6-2. Capture by gill net (continued)

| Date   | Time          | Reference to<br>high tide | Species                  | Number caught |          | Number<br>measured | Size (cm) |      |
|--------|---------------|---------------------------|--------------------------|---------------|----------|--------------------|-----------|------|
|        |               |                           |                          | Total         | Per hour |                    | Range     | Mean |
| 13 Oct | 1120-<br>1345 | 1 hr before               | Pacific staghorn sculpin | 1             | 0.4      | 1                  | 14        |      |
|        |               |                           | Prickly sculpin          | 3             | 1.2      | 3                  | 15        |      |
|        |               |                           | Peamouth                 | 57            | 23.6     | 57                 | 17-31     | 19.0 |
|        |               |                           | Shiner perch             | 2             | 0.8      | 2                  | 12        |      |
|        |               |                           | TOTAL                    | 63            | 26.0     | 63                 |           |      |
| 9 Nov  | 0815-<br>1045 | 1 hr before               | Pacific staghorn sculpin | 5             | 2.0      | 5                  | 13-15     |      |
|        |               |                           | TOTAL                    | 5             | 2.0      | 5                  |           |      |
| 3 Dec  | 1420-<br>1620 | 1 hr before               | Starry flounder          | 1             | 0.5      | 1                  | 13        |      |
|        |               |                           | TOTAL                    | 1             | 0.5      | 1                  |           |      |

Table 6-3. Capture by seine: Summary of data for two stations during 1974. Net used was a 171-foot beach seine with one-half inch bag and seven-eighths inch body (stretched measurements). (Location: Appendix Figure 1-6)

| Date         | Time | Reference to<br>high tide | Species                  | Number<br>caught | Number<br>measured | Size (cm) |      |
|--------------|------|---------------------------|--------------------------|------------------|--------------------|-----------|------|
|              |      |                           |                          |                  |                    | Range     | Mean |
| STATION: P3  |      |                           |                          |                  |                    |           |      |
| 27 Aug       | 1510 | 5.5 hrs. past             | Starry flounder          | 12               | 21                 | 6-12      | 7.6  |
|              |      |                           | Pacific staghorn sculpin | 4                | 4                  | 8-13      |      |
|              |      |                           | Chinook salmon           | 1                | 1                  | 10        |      |
|              |      |                           | Peamouth                 | 1                | 1                  | 6         |      |
|              |      |                           | Shiner perch             | 7                | 7                  | 6-9       |      |
|              |      |                           | Threespine stickleback   | 2                | 2                  | 4         |      |
|              |      |                           | TOTAL                    | 27               | 36                 |           |      |
| 12 Oct       | 1530 | 4 hrs. past               | Starry flounder          | 15               | 15                 | 7-12      | 8.9  |
|              |      |                           | American shad            | 16               | 16                 | 6-8       | 7.0  |
|              |      |                           | Shiner perch             | 19               | 19                 | 8-12      | 9.0  |
|              |      |                           | Threespine stickleback   | 28               | 28                 | 4-6       | 4.9  |
|              |      |                           | Carp                     | 1                | 1                  | 65        |      |
|              |      |                           | TOTAL                    | 79               | 79                 |           |      |
| 11 Nov       | 0945 | 1 hr. before              | American shad            | 35               | 35                 | 9-12      | 8.7  |
|              |      |                           | Chinook salmon           | 7                | 7                  | 11-15     | 13.0 |
|              |      |                           | Largescale sucker        | 6                | 6                  | 41-56     | 47.2 |
|              |      |                           | Threespine stickleback   | 2                | 2                  | 4-5       |      |
|              |      |                           | Surf smelt               | 118              | 118                | 9-12      | 10.8 |
|              |      |                           | TOTAL                    | 168              | 168                |           |      |
| -----        |      |                           |                          |                  |                    |           |      |
| STATION: WAR |      |                           |                          |                  |                    |           |      |
| 27 Aug       | 1700 | 5 hrs. before             | Starry flounder          | 16               | 9                  | 9-12      | 10.1 |
|              |      |                           | Pacific staghorn sculpin | 7                | 7                  | 8-12      | 9.9  |
|              |      |                           | Peamouth                 | 29               | 29                 | 11-18     | 13.9 |
|              |      |                           | Shiner perch             | 13               | 6                  | 11-13     | 11.8 |
|              |      |                           | Carp                     | 9                | 9                  | 60-74     | 64.1 |
|              |      |                           | TOTAL                    | 74               | 60                 |           |      |



## APPENDIX FIGURES

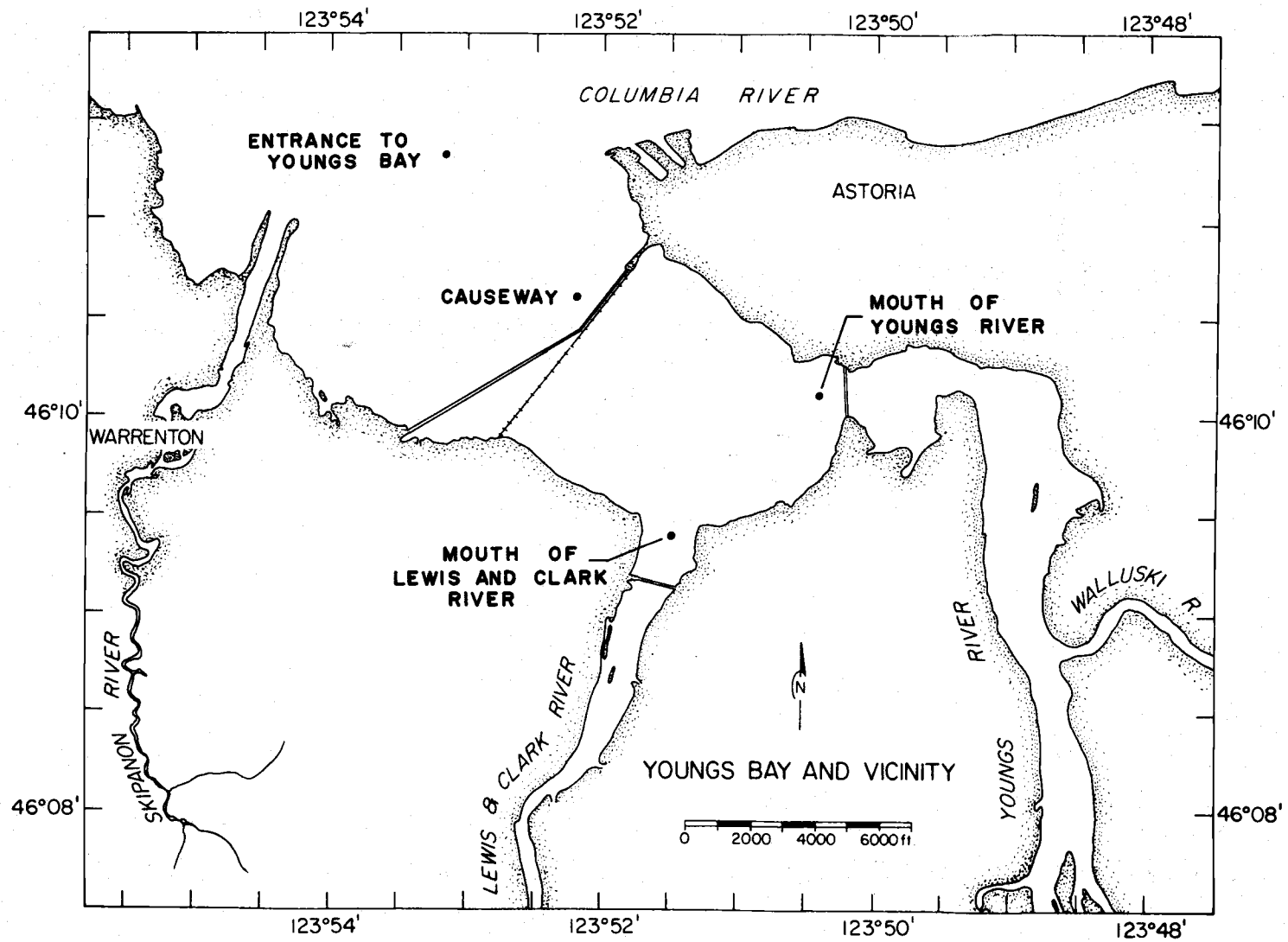


Figure 1-1. Location of stations where temperature, salinity, and turbidity measurements were made.

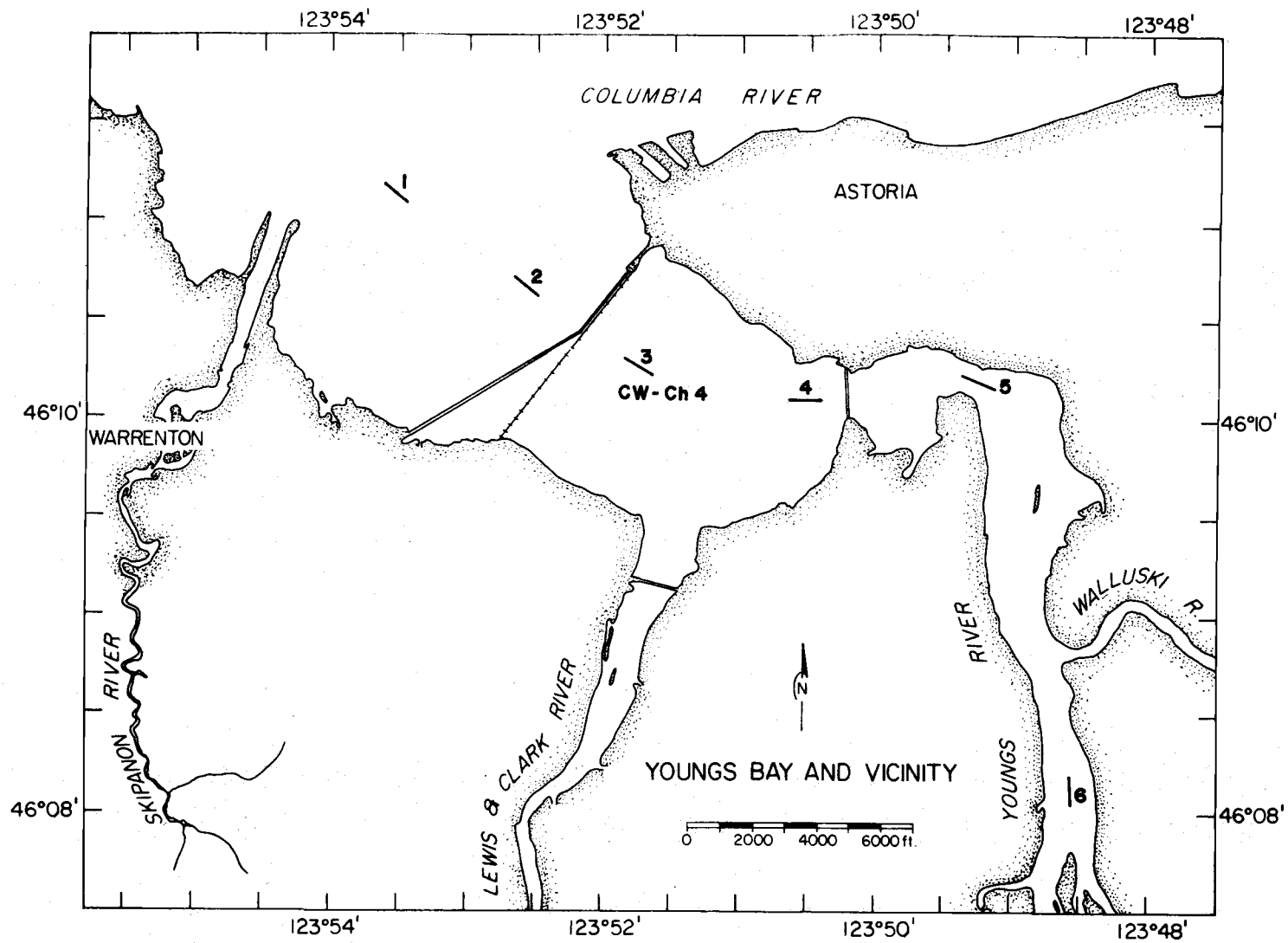


Figure 1-2. Location of zooplankton and larval fish sampling stations. Transect stations are numbered 1 to 6. Transect station 3 was located at regular sampling station CW-Ch 4.

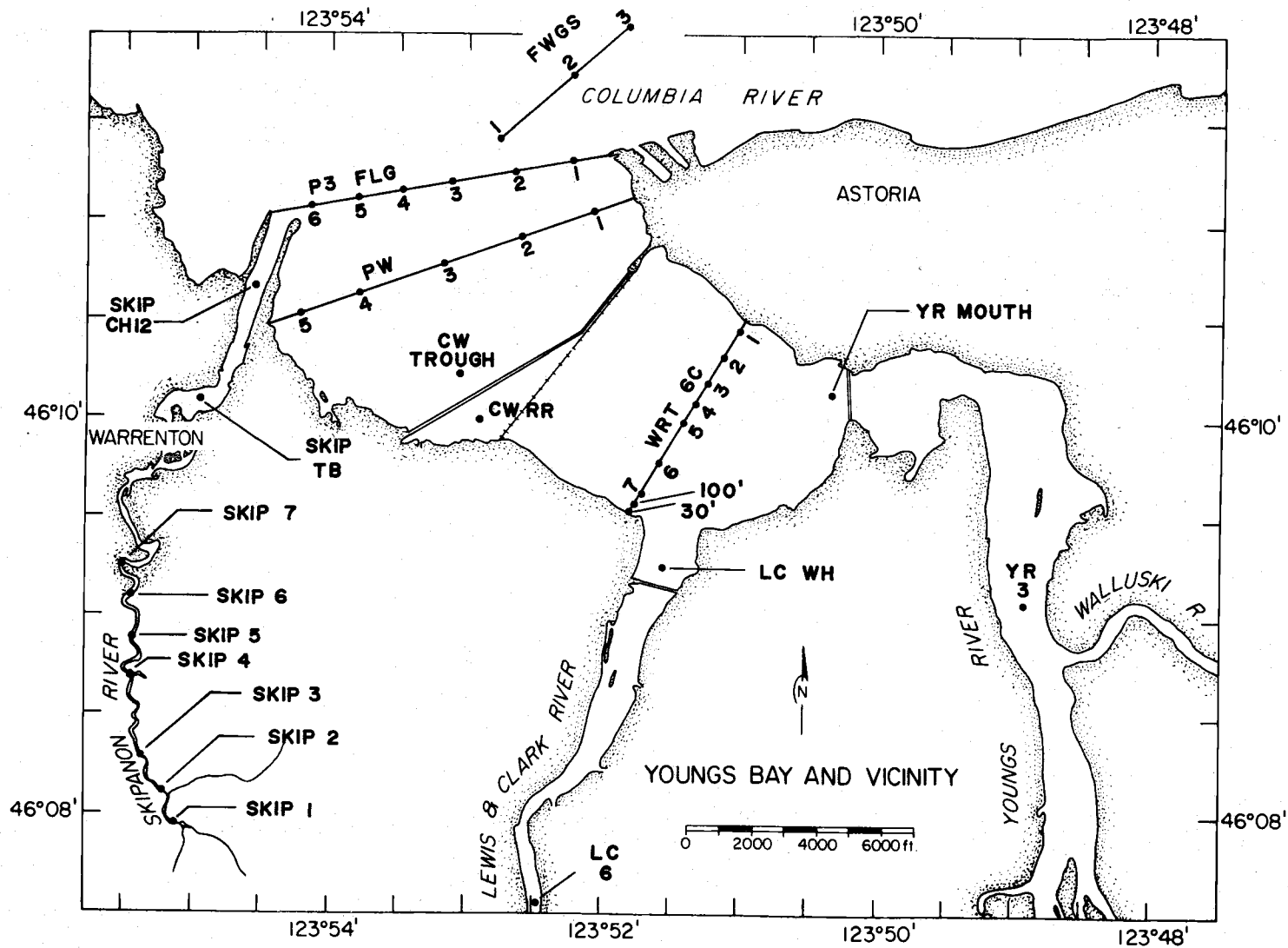


Figure 1-3. Location of stations where benthos grab and core samples were taken in the Youngs Bay area. Additional stations are shown in Appendix Figure 1-4.

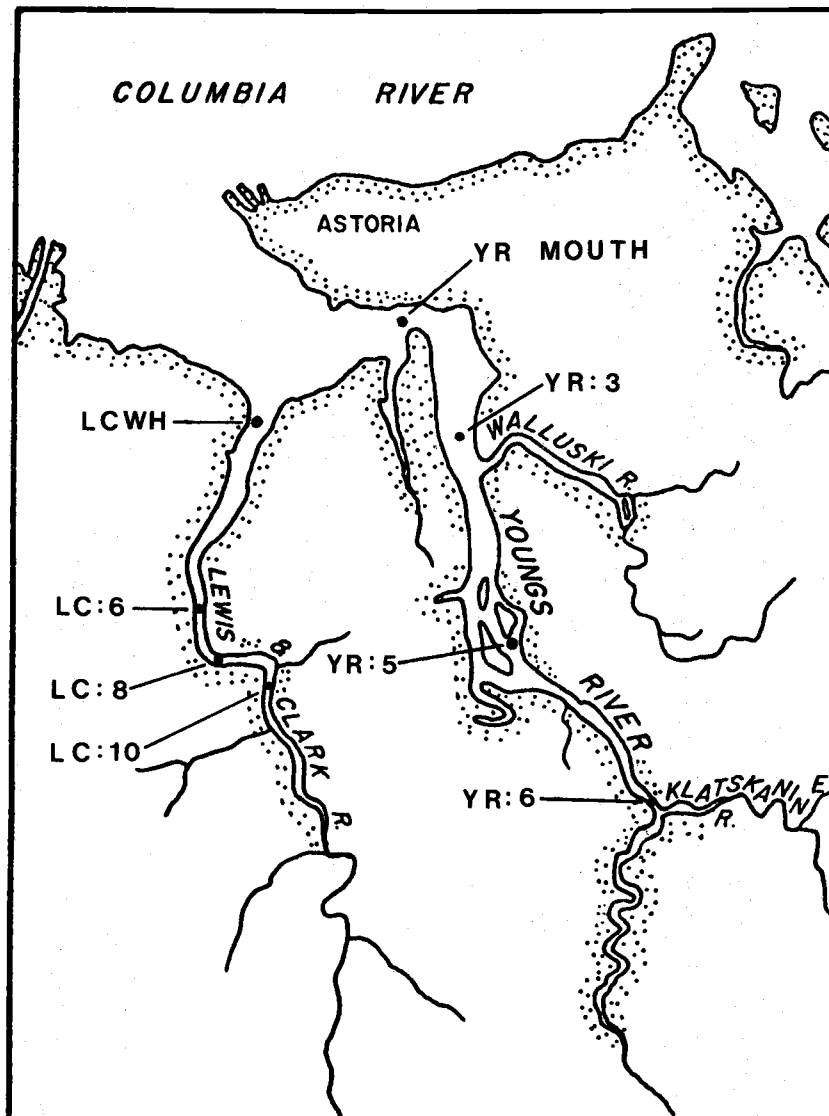


Figure 1-4. Location of stations where benthos grab samples were taken in Youngs River and Lewis and Clark River.

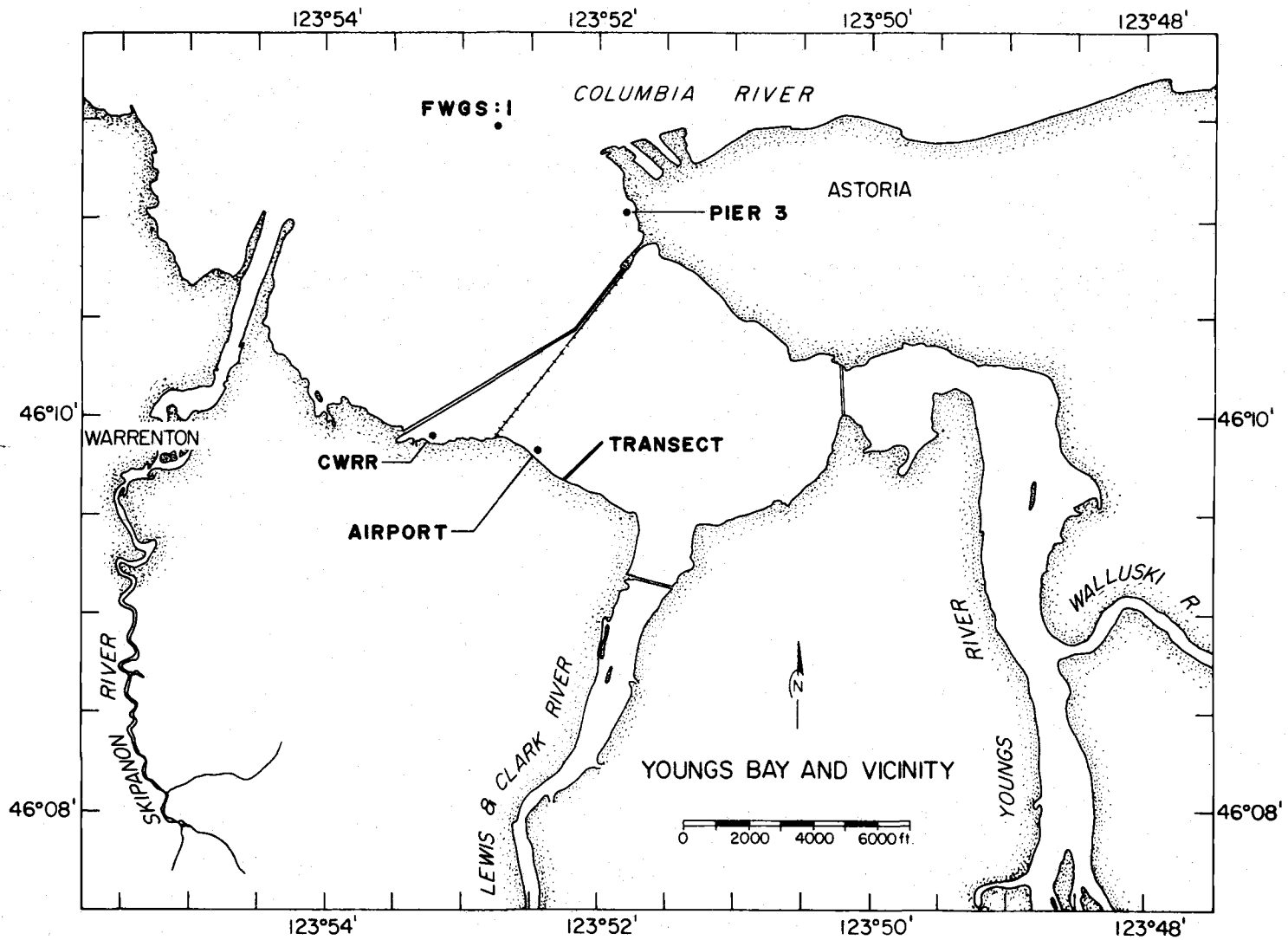


Figure 1-5. Location of transect used in sampling exposed mud flat for benthic infauna, and of stations where cores were taken for vertical distribution studies.

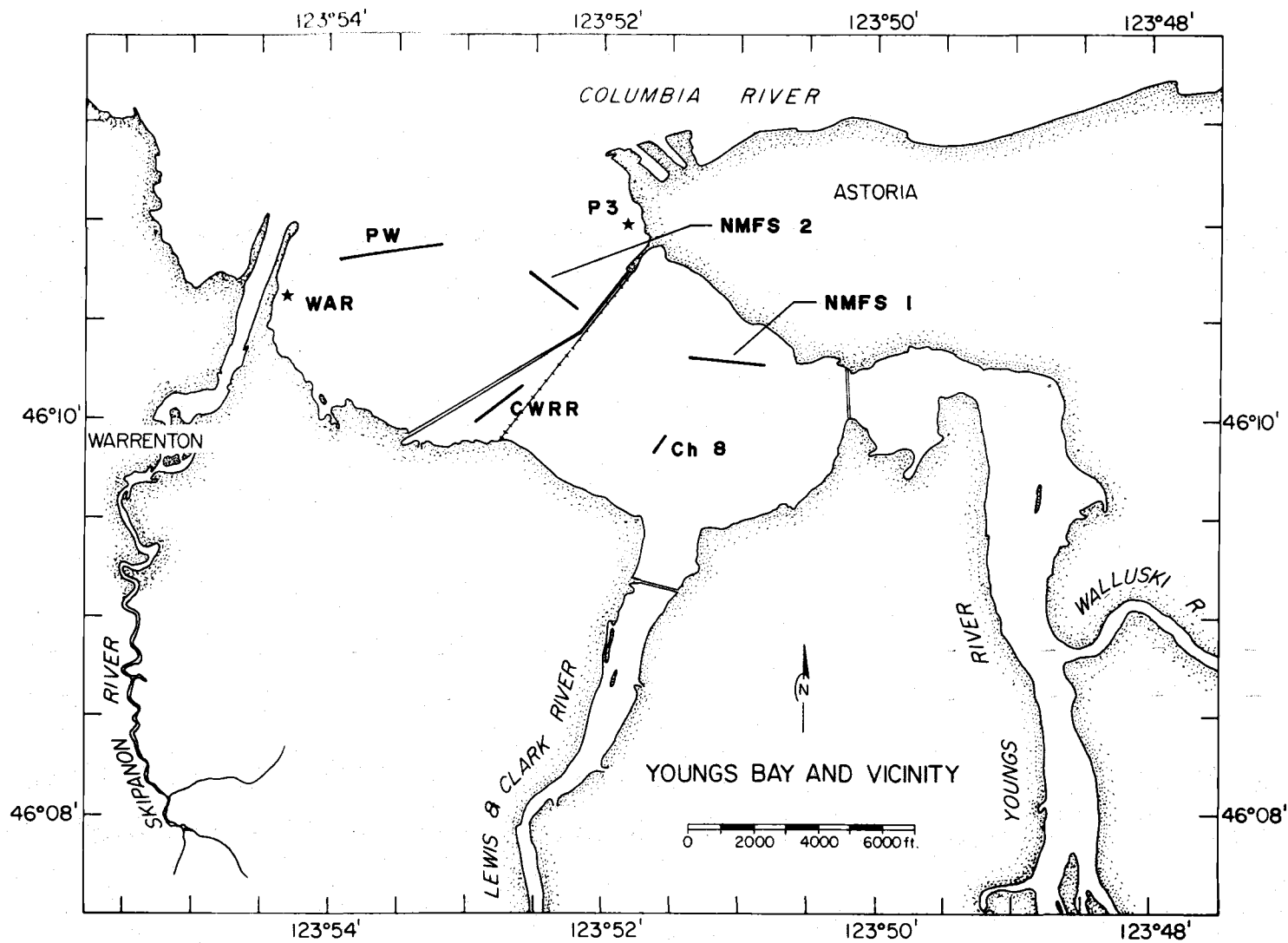


Figure 1-6. Location of trawl, gill net, and seine sample stations. Seine stations are indicated by stars.

## REFERENCES

- American Fisheries Society. Committee on Names of Fishes. 1970. *A List of Common and Scientific Names of Fishes from the United States and Canada*. by R.M. Bailey, Chairman, et al. 3d edition. Amer. Fish. Soc. Special Publication No. 6. Washington, D.C. 150 pp.
- Barnes, Robert D. 1968. *Invertebrate Zoology*. 2nd Ed. W.B. Saunders Co. Philadelphia. 743 pp.
- Haertel, Lois and Charles Osterberg. 1967. Ecology of zooplankton, benthos and fishes in the Columbia River estuary. *Ecology* 48(3):459-471.
- Johnson, Vernon G. and Norman H. Cutshall. [In Press] Geochemical Baseline Data: Youngs Bay, Oregon, 1974. Final Report to Alumax Pacific Aluminum Corporation. Oregon State University, School of Oceanography Reference 75-7. Corvallis, Oregon.
- Light, S.F., R.I. Smith, F.A. Pitelka, D.P. Abbott and F.M. Weesner. 1961. *Intertidal Invertebrates of the Central California Coast*. University of California Press. Berkeley, California. 446 pp.
- Meglitsch, Paul A. 1972. *Invertebrate Zoology*. 2nd Ed. Oxford University Press, New York. 834 pp.
- Misitano, David A. 1974. Zooplankton, water temperature, and salinities in the Columbia River estuary, December 1971 through December 1972. NMFS Data Report 92. National Marine Fisheries Service, National Oceanic and Atmospheric Administration, U.S. Department of Commerce. Seattle, Washington.
- Misitano, David A. 1975. Letter dated 28 March 1975. National Marine Fisheries Service NOAA, U.S. Department of Commerce. Seattle, Washington.
- Pennak, Robert W. 1953. *Fresh-water Invertebrates of the United States*. Ronald Press Co., New York. 769 pp.