

Grand challenges in the science of wind energy

Paul Veers,¹ Katherine Dykes,² Eric Lantz,¹ Stephan Barth,³ Carlo L. Bottasso,⁴ Ola Carlson,⁵ Andrew Clifton,⁶ Johney Green,¹ Peter Green,¹ Hannele Holttinen,⁷ Daniel Laird,¹ Ville Lehtomäki,⁸ Julie K. Lundquist,⁹ James Manwell,¹⁰ Melinda Marquis,¹¹ Charles Meneveau,¹² Patrick Moriarty,¹ Xabier Munduate,¹³ Michael Muskulus,¹⁴ Jonathan Naughton,¹⁵ Lucy Pao,⁹ Joshua Paquette,¹⁶ Joachim Peinke,¹⁷ Amy Robertson,¹ Javier Sans Rodrigo,¹³ Anna Maria Sempreviva,² J. Charles Smith,¹⁸ Aidan Tuohy,¹⁹ Ryan Wisler²⁰

¹ National Renewable Energy Laboratory, Golden, Colorado, USA

² Technical University of Denmark, Kongens Lyngby, Denmark

³ ForWind – Center for Wind Energy Research, Oldenburg, Germany

⁴ Technical University of Munich, Munich, Germany

⁵ Chalmers University of Technology, Gothenburg, Sweden

⁶ WindForS – Wind Energy Research Cluster, Stuttgart, Germany

⁷ Recognis Oy, Espoo, Finland

⁸ Kjeller Vindteknikk Oy, Espoo, Finland

⁹ University of Colorado, Boulder, Colorado, USA

¹⁰ University of Massachusetts Amherst, Amherst, Massachusetts, USA

¹¹ NOAA Global Systems Division, Boulder, CO, USA

¹² John Hopkins University, Baltimore, Maryland, USA

¹³ National Renewable Energy Center of Spain, Navarre, Spain

¹⁴ Norwegian University of Science and Technology, Trondheim, Norway

¹⁵ University of Wyoming, Laramie, Wyoming, USA

¹⁶ Sandia National Laboratories, Albuquerque, New Mexico, USA

¹⁷ University of Oldenburg, Oldenburg, Germany

¹⁸ Energy Systems Integration Group, Reston, Virginia, USA

¹⁹ Electric Power Research Institute, Palo Alto, California, USA

²⁰ Lawrence Berkeley National Laboratory, Berkeley, California, USA

Summary

Wind energy is poised to become a primary source of low-cost clean electricity generation for the world; three scientific grand challenges need to be addressed to drive the innovation that will enable realization of the technology's full potential.

Abstract

Harvested by advanced technical systems honed over decades of research and development, wind energy has become a mainstream energy resource. However, continued innovation is needed to realize the potential of wind to serve global demand for clean energy. Here, we outline three interdependent, cross-disciplinary grand challenges underpinning this research endeavor. The first is the need for a deeper understanding of the physics of atmospheric flow in the critical zone of plant operation. The second involves science and engineering of the largest dynamic, rotating machines in the world. The third encompasses optimization and control of fleets of wind plants working synergistically within the power system. Addressing these challenges will enable wind power to provide as much as half of our global electricity needs.

Abundant, affordable energy in many forms has enabled remarkable human achievements including modern food and transportation infrastructure. Broad-based access to affordable and clean energy will be critical to future human achievements and an elevated global standard of living. However, by 2050, the global population will reach an estimated 9.8 billion, up from approximately 7.6 billion in 2017 (1). Moreover, Bloomberg New Energy Finance (BNEF) estimates suggest that annual global electricity demand could exceed 38,000 terawatt-hours per year by 2050, up from about 25,000 terawatt-hours in 2017 (2). The demand for low or no carbon technologies for electricity is increasing, as is electrifying other energy sectors, like heating and cooling and transport (2, 3, 4). As a result of these two partially coupled megatrends, additional sources of low-cost, clean energy are experiencing increasing demand around the globe. With a broadly available resource and zero-cost fuel as well as exceptionally low life-cycle pollutant emissions, wind energy has the potential to be a primary contributor to the growing clean energy needs of the global community.

During the past decade, the cost of three major electricity sources has decreased substantially: wind power, solar power, and natural gas. Wind and solar are attractive because their low life-cycle emissions offer public-health and broader environmental benefits. Leading energy forecasters including consultancies, nongovernmental organizations and energy majors and specifically BNEF, DNV GL, the International Energy Agency, and BP anticipate continued price parity among all of these sources, leading to combined wind and solar supplying between one- and two-thirds of total electricity demand and wind-only shares of one-quarter to one-third across the globe by 2050 (3, 4, 5, 6). Tapping the potential terawatts of wind energy that could drive the economic realization of these forecasts and subsequently moving from hundreds of

terawatt-hours per year to petawatt-hours per year from wind and solar resources could provide an array of further economic and environmental benefits to both local and global communities.

From a business perspective, at just over 51 gigawatts (GW) of new wind installations in 2018 (7) and more than half a terawatt of operating capacity, the global investment in wind energy is now approximately \$100 billion (U.S. dollars) per annum. The energy consultant DNV-GL predicts wind energy demand and the scale of deployment will grow by a factor of 10 by 2050, bringing the industry to trillion-dollar scale (6)—and positioning wind as one of the primary sources of the world’s electricity generation.

However, to remain economically attractive for investors and consumers, the cost of energy from wind must continue to decrease (8, 9). Moreover, as deployment of variable output wind and solar generation infrastructure increases, new challenges surface related to the adequacy of generation capacity on a long-term basis and short-term balancing of the systems—both of which are critical to maintaining future grid system stability and reliability (10, 11, 12).

A future in which wind energy contributes one-third to over one-half of consumed electricity, and in which instantaneous local levels of wind-derived power may exceed 100% of local demand, will require a paradigm shift in how we think about, develop, and manage the electric grid system going forward (10, 11, 12, 13, 14). The associated transformation of the power system in high-renewables scenarios will require simultaneous management of large quantities of weather-driven, variable output generation as well as evolving and dynamic consumption patterns.

A key aspect of this future system is the availability of large quantities of near-zero marginal cost energy, albeit with uncertain timing. With abundant near-zero marginal cost energy, more

flexibility in the overall electricity system will allow many different end users to access these “cheap” energy resources. Potential use cases for this energy could entail charging a large number of electric vehicles, providing inexpensive storage at different system sizes (consumer to industrial) and timescales (from days to months), or channeling into chemicals or other manufactured products (sometimes referred to as “Power-to-X” applications).

A second key aspect of this future system is the transition from an electric grid system centered around traditional synchronous generation power plants to one that is converter-dominated (15). This latter paradigm reduces the physical inertia in the system currently provided by traditional power plants while increasing reliance on information and digital signals to maintain the robustness and power quality of the modern grid (12).

Historical development of wind energy science

Wind power was first harnessed early in the history of civilization, first to propel sailing vessels and later to drive windmills that were often used for grinding grain and pumping water.

However, it was not until the early 20th century, thanks to the pioneering work of Albert Betz, Ludwig Prandtl, Nikolay Zhukovsky, and others in the burgeoning field of aerodynamics, that a foundation for wind energy science was developed (16) and specifically applied to electricity generation. Leveraging design principles informed by the science “wind dynamos” were produced and deployed globally to provide power to those who could not yet access the larger electricity grid. As the modern electric system grew worldwide; however, it was the oil crisis of the 1970s that rekindled interest in renewable energy technologies and led to commercial adoption of grid-integrated wind energy systems.

Since that time, wind energy has grown from a niche resource to supply approximately 5% of global electricity generation (7). Levels in some countries have extended well beyond this global average, reaching 10%, 20%, or more in several countries around the world (17). This growth in wind energy deployment was associated with a dramatic decline in the levelized cost of energy (LCOE) driven by both research and technological learning curves (18). Because of the nearly half-century of sustained innovation in wind energy, levelized costs are now a fraction of the early-1970's costs. Currently, costs for wind energy are approximately \$0.04/kilowatt-hour (9, 17) and are competitive, without subsidies, with other newly installed sources of electricity generation in a growing number of regions (19). The reduction in LCOE over recent decades has spurred further deployment of wind energy with annual global installations reaching over 50 GW and cumulative operating capacity of wind energy of over half a terawatt (see Fig. 1).

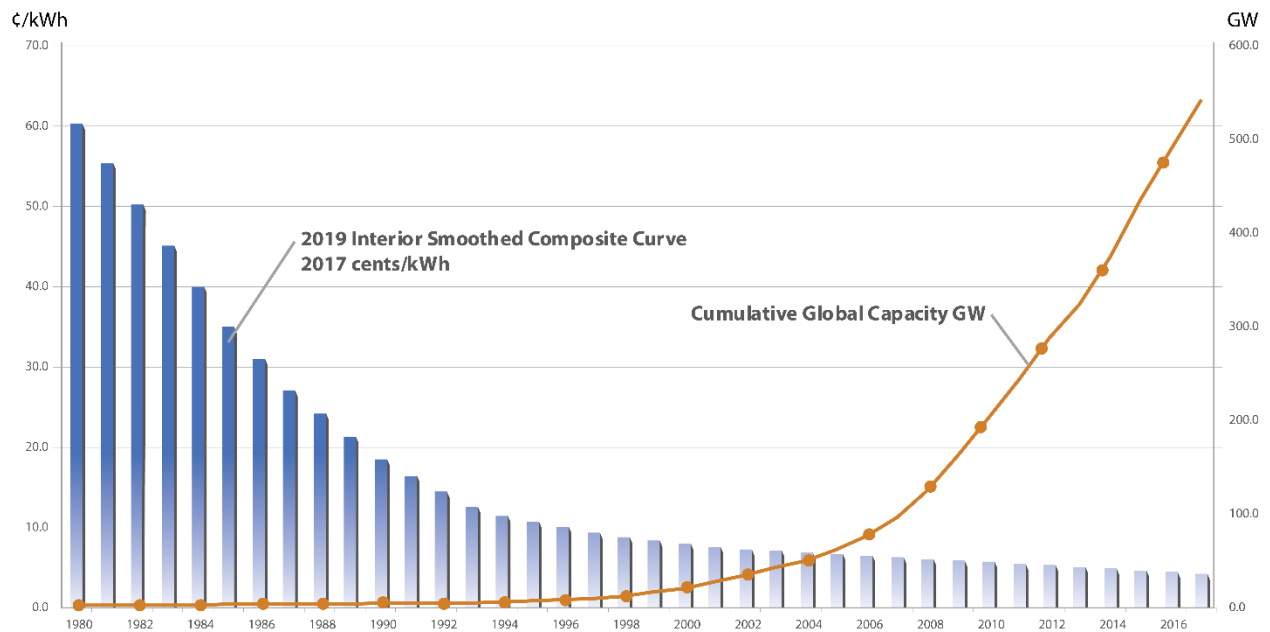


Figure 1: Global cumulative installed capacity (in GW) for wind energy and estimated LCOE for the U.S. interior region in cents/kilowatt-hour from 1980 to present day (20).

Three fundamental drivers have reduced the cost of wind energy to date: increased hub height, power rating, and rotor diameter. These can be understood using the fundamental equation for wind turbine energy capture:

$$P = \frac{1}{2} \rho C_p A V^3$$

where P is the instantaneous power produced, ρ is the air density, C_p is the power coefficient (or overall machine aerodynamic-mechanical-electrical performance measure), A is the swept area of the rotor, and V is the free-stream air velocity. The design of the machine impacts access to higher velocities, V , as well as performance, C_p , and the attainable area, A . Increasing hub height reduces the influence of the surface friction, allowing wind turbines to operate in higher-quality resource regimes where wind velocities, V , are higher, with a compounding effect on power production. Larger generator capacity coupled with power electronics—which enable variable-speed operation—provides more power produced per machine installed at a given location (assuming a constant C_p). More power per turbine allows fewer turbine installations and lower balance-of-system costs and fewer moving parts (for a given level of power capacity), thereby enhancing reliability. In addition, variable speed with constant frequency output allows the turbine to operate at peak C_p across a wide range of wind speeds for higher energy capture. The third fundamental driver is larger, more efficiently designed wind turbine rotors that sweep greater area, A , with advanced blades using less material. Larger rotors capture more of the energy passing by each turbine, and because blade lengths can be increased while many other costs remain fixed, they provide a significant cost reduction on a dollar-per-unit energy basis. In addition, as the size of the rotor grows relative to the generator rating, the turbine will have a lower rated wind speed and operate more frequently at full power output. Although today's

optimized, low-cost, and reliable machines—with hub heights now at 100 meters (m) or more, blade lengths reaching well over 50 m, and power ratings of 5 megawatts and up—are the beneficiaries of decades of fundamental research and innovation, the next generation of improvement will depend on further advancements in knowledge and technology.

In this context, continued wind technology innovation is challenging in part because of classical problems. For example, simply scaling the machine rotor diameter and rated power runs afoul of the “square cube-law,” as it is commonly referred to within the wind industry and research community. Assuming a constant wind speed across the rotor plane, the amount of incorporated material scales with volume (the cube), whereas the energy capture scales only as the area of the rotor (the square). Although economies in the balance-of-system costs and elsewhere in the system mitigate the impacts of this particular problem, integrated innovation in all aspects of wind turbine design is necessary to achieve meaningful gains in per-unit energy costs.

Future wind technology innovation is further challenged by the extent of progress that has been already achieved and can be illustrated by focusing in on the wind turbine blade. A modern blade is far more sophisticated in aerodynamic design, use of materials, manufacturing process, and structure than ever before (21, 22), and has fundamentally different features than other aerodynamic applications such as wings on airplanes. Fig. 2 shows a comparison of the design features of a current state-of-the-art blade versus a blade from the 1980s. Some key innovations include higher tip speeds to reduce torque and minimize drivetrain weight, higher speed and high-lift airfoils for a slenderer, lighter blade, and innovative tip shapes to manage noise. Innovations over time have led to modern blades that are 90% lighter than the 1980’s blade would be if simply scaled to current lengths. Examples include aeroelastic tailoring, which passively reduces the loads through coupling blade bending and twist, thicker flat-back airfoils,

which enable improved aerodynamic performance from the load-bearing section near the hub, add-ons such as vortex generators and flow fences, as well as a variety of manufacturing improvements (23, 24).

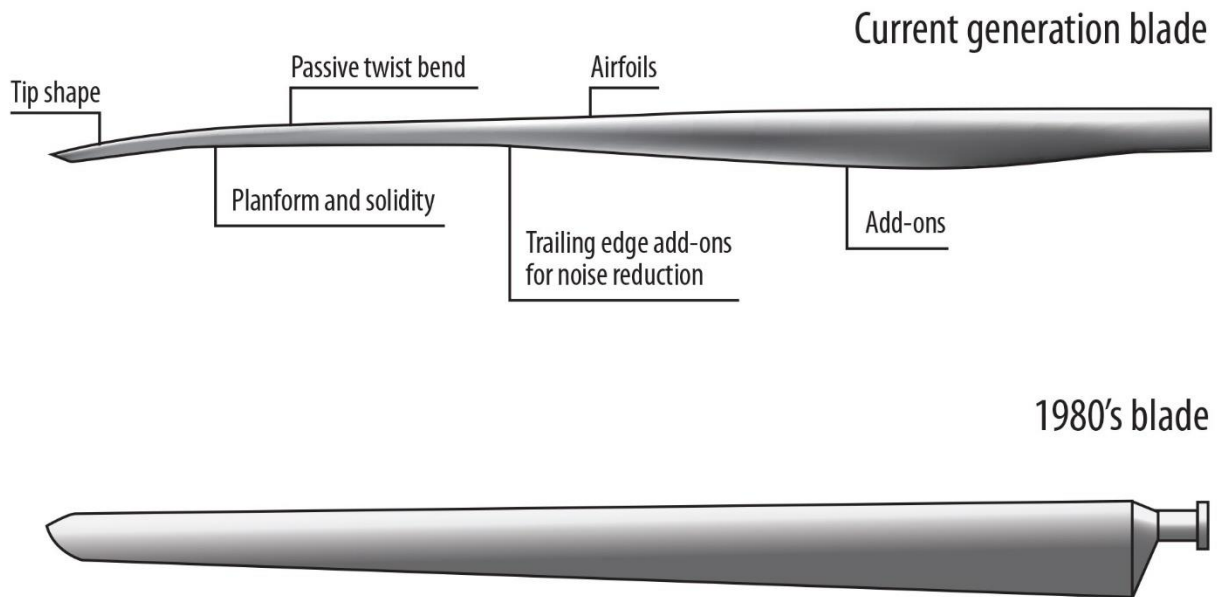


Figure 2: Wind turbine blade innovation comparing a modern commercial blade (top) and a commercial blade from the mid-1980s (bottom) scaled to the same length. The modern blade is 90% lighter than the scaled 1980's technology. Source: National Renewable Energy Laboratory (NREL) and Kenneth Thomsen (Siemens Gamesa).

Grand Challenges in Wind Energy Research

The research challenges that are critical to realizing the full potential of wind energy stem from the complex and highly coupled phenomena that cross many physical and temporal scales relevant to wind energy and the broader power system. To extract maximum value at minimum cost while maintaining power system reliability and resiliency, it is important to look from the

global weather phenomena to the regional weather activity to complex local flows and ultimately, to the responses of the turbines within the power plant (Figure 3). At the same time, the behavior of the wind resource varies greatly by location, as the wind resource behaves differently offshore, across plains, and over mountains. Moreover, a fleet of wind power plants must be in sync with the demands of power system operators and ultimately consumers at timescales ranging from the sub-second to the decade.

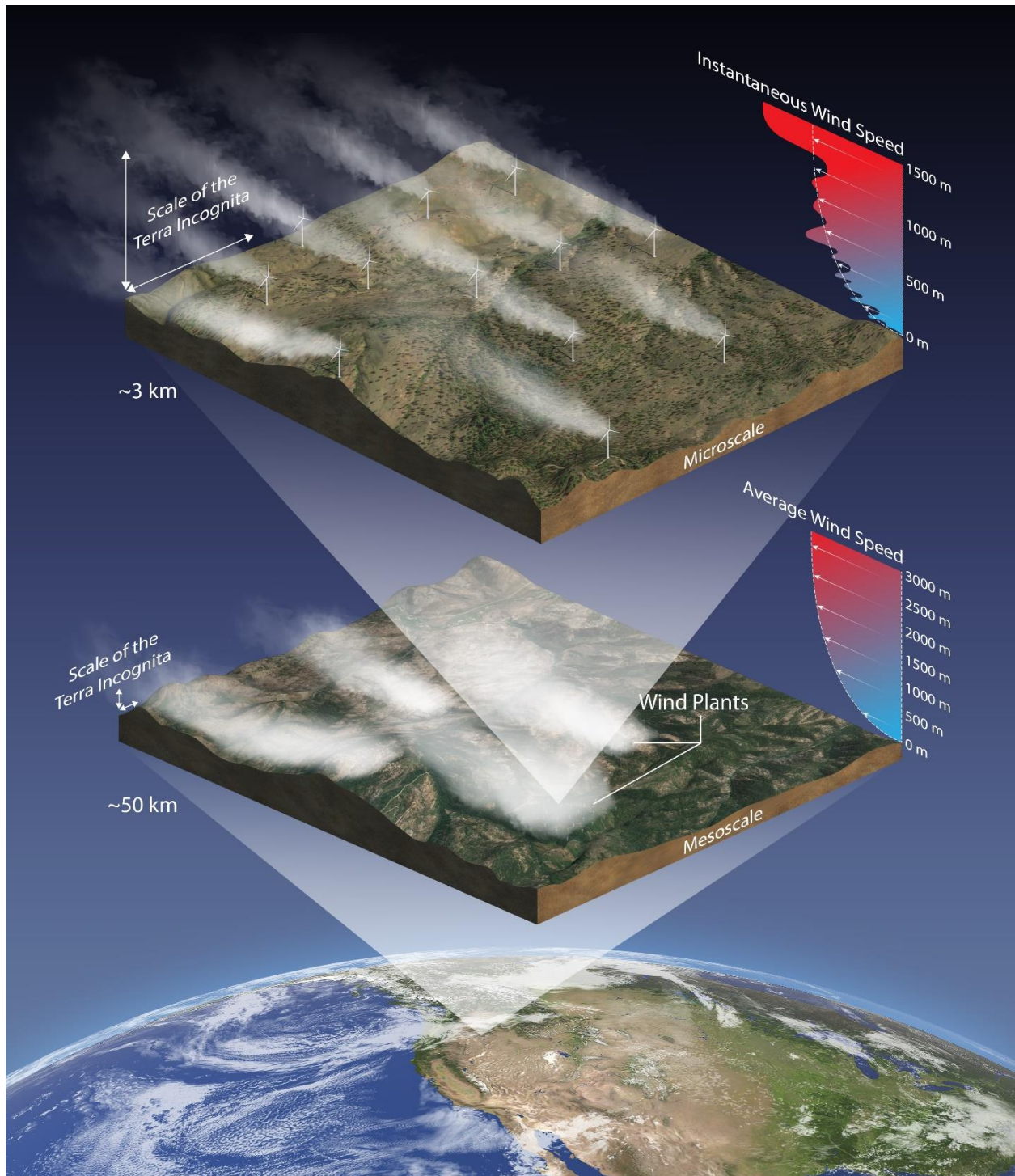


Figure 3: Relevant wind power scales across space—from large-scale atmospheric effects in local weather at the mesoscale to inter and intraplant flows and topography at the microscale (Illustration by Besiki Kazaishvili, NREL).

Although the European Academy of Wind Energy envisioned a comprehensive agenda for research challenges in wind energy in 2016 (25), the scale of further technology advancement and the magnitude of the challenge associated with relying on wind energy for one-third or more of global electricity demand necessitated further examination of research needs. This additional effort sought to sharpen the focus of the wind energy research community and identify critical skills and capabilities from the broader scientific and research community that will be necessary to enable utilization of wind energy at very high levels. To address this need, a group of international wind power experts came together in a series of meetings beginning in October 2017 that explored and articulated innovation pathways and associated research challenges that, if addressed, would position wind energy as a primary supplier of the world's electricity needs at levels of one-third to one-half or even more (Dykes, et al. (26) list detailed findings). These challenges were then synthesized into a set of three grand challenges requiring a comprehensive and integrated research program across many scientific disciplines (27).

First grand challenge: improved understanding of atmospheric and wind power plant flow physics.

Wind energy ensues from the uneven heating of the Earth's surface and the Coriolis forces of the Earth's rotation. It is a heterogeneous resource highly dependent on geographic location and local terrain, whether mountainous or relatively flat, in plains or deserts. The wind resource over the ocean depends on a different set of meteorological drivers including sea breezes and land breezes, proximity to land, water versus air temperature, and wave height. Even in specific locales, the wind varies between day and night and across seasons. Wind turbines reside in the lower levels (e.g., <300 m) of the atmospheric or planetary boundary layer. This region is referred to as the surface layer and is where obstructions including trees, buildings, hills, and

valleys cause turbulence and reduce the speed of the wind. Because the sources of wind originate in global meteorological phenomena and the subsequent extraction of energy from the wind occurs in the surface layer, the scales and physics involved reach farther than many, if not all, other large-scale dynamic systems ever built and operated. Historically, simplification of the overall physics associated with different scales allowed narrowly focused research communities to thrive independently. In this context, wind designers have avoided the need to model largescale weather effects by focusing on the flow over short durations and affected only by local topography. This approach requires assumptions such as stationarity (consistency over time) and surface-layer similarity, (where momentum and heat fluxes are uniform with height) and separates the physics into flows at large mesoscales versus plant-level microscales (28, 29, 30).

More specifically, the mesoscale and the microscale are numerically modeled in fundamentally different ways, thereby making the assessment of atmospheric effects on wind plants that span these scales extremely difficult. The mesoscale processes, which influence local weather, are on the order of 5 kilometers (km) to hundreds of km in size and are typically modeled using grid spacing of 1–10 km. Microscale processes, the phenomena that drive wind turbine and plant behavior, extend well below 1 km, and have grid spacing between 5 and 100 m horizontally. Vertically, microscale model resolution may go to within a few meters of the surface, but the flow is treated as an average over the horizontal grid spacing, making resolution of flow details that affect a wind turbine impossible. If the length scale of the process is much greater than model grid spacing, the process is explicitly resolved; if the length scale of the process is much less than model grid spacing, the process is parameterized/simplified.

Atmospheric phenomena that are approximately 1.5–0.5 km exist at the interface of mesoscale and microscale processes (Figure 3). This zone, dubbed the “terra incognita” (unknown territory)

by Wyngaard (31), spans atmospheric processes and their respective physical models of fundamentally different character and understanding. At spatial scales greater than 1.5–0.5 km, models resolve only average flows, parameterizing the effects of turbulence implicitly, whereas models over smaller distances resolve turbulence explicitly and simulate the time-varying, stochastic flow fields. Linking the two depends on a comprehensive understanding of the nature of the transition, an understanding that is currently elusive (32, 33).

The scale that characterizes the terra incognita has become increasingly important as the economics associated with wind turbines and plants have pushed blade tip heights and rotor sizes to 200 m, with expectations for even larger sizes in the future. At this scale, wind turbines are impacted by turbulent flow features that are driven by mesoscale phenomena and play out within the terra incognita. Specifically, the spatial scale of these atmospheric processes begins to match the scale and height of the turbine rotor, and accordingly, the physics of this poorly understood zone becomes critical to ensuring optimal design and performance of individual turbines and entire wind power plants (34, 35).

Closely associated and interlinked with the mesoscale to microscale transition are additional challenges in understanding the flow physics of wind power plants. First, flow propagating through the wind power plant depends on microscale flow effects from the combined influence of the atmosphere and terrain on land, the sea-surface offshore, or both. Second, there is the interaction with the turbines themselves that modifies the flow as it passes through each subsequent row of turbines in the plant.

Although past use of simplified physical models and basic observational technology has allowed for installation of wind power plants and predictions of performance in a variety of terrain types, there are still major gaps in our knowledge about wind flows in complex terrain or under varying

atmospheric stability conditions that can change over the course of the day or season (34, 36).

Moving to offshore wind introduces additional coupled physics of the meteorological/oceanographic (a.k.a., the metocean) environment, where a non-trivial modeling uncertainty remains, especially with breaking or irregular waves, atmospheric stability, and tropical storms (37).

The creation of wakes—low-energy regions in the flow caused by extracting energy from that flow—are illustrated in Fig. 3 as haze streaming behind the turbines in the microscale flow graphic and behind the full wind plants in the mesoscale. The existence of wakes further complicates the process of understanding both the overall plant performance (energy production) as well as the loads experienced by the turbines (translating to capital and operational costs). Wind turbine wakes are complex: their behavior varies based on characteristics of the turbine size and design as well as under different inflow and turbine operating conditions, and may have long-lasting effects both within a given wind plant and even between neighboring wind power plants (33, 38, 39, 40).

The impact of the wake of one power plant on downstream plants as well as the local environment has also been explored with mesoscale modeling tools (41, 42, 43,) as well as in situ measurements (35, 44, 45, 46, 47), but is not yet well-understood. Measurable changes in the local microclimate can impact surface temperature, humidity, and agriculture (35, 44), but these effects are also highly variable and difficult to predict. This is even true of offshore wind farm microclimates (47). Some investigators question at what point regional development of wind reaches saturation and then diminishing returns (48, 49), but opinions vary widely. Wind farm wakes also change with atmospheric stability, which complicates the ability to assess interference (50, 51). Finally, the regional intensity of the resource may be affected by changes

in the climate (52), raising issues of siting and profitability for future wind power plant development. For more detailed research questions specific to relevant subdisciplines including meteorology research and fluid turbulence, see (53) and (54) respectively.

Recent advances in measurement technologies for remote sensing (using lasers, acoustics, or radar to measure atmospheric phenomena) are being used to characterize wakes as they form and propagate through wind power plants (55, 56, 57, 58, 59, 60). However, additional advances in such technologies and their use in measurement campaigns in a wide range of environmental conditions are needed to further resolve the physics of wakes and their impact on the individual turbine, overall plant, and interplant operation. In the offshore metocean environment it is even more challenging to collect measurements (61). In these cases, Sempreviva et al. show how integration of data from lighthouses, ships, and buoys can be incorporated with remote sensing and modeling (62). Such platforms can extend the reach of measurements but impose their own limitations, illustrating the need for greater innovation in instrumentation and techniques.

Second grand challenge: aerodynamics, structural dynamics, and offshore wind hydrodynamics of enlarged wind turbines.

An operating wind turbine may appear to be very still, apart from the rotation of the blades, yet the entire system is constantly flexing because of forces and moments in all directions and over its entire operating life of 20 years or more. Underpinning this constant movement are important couplings between the wind flow into and through a plant and the turbine responses and interaction with that flow. The dynamics of the turbine response over its lifetime requires meaningful further research.

In the last several decades, numerical wind turbine simulation capabilities that incorporate state-of-the-art knowledge of wind turbine physics (e.g., coupling aerodynamics, structural dynamics, control systems, and even hydrodynamics for offshore applications) have enabled the wind industry to design machines that deliver efficient power for years on end, surviving all weather extremes. As a result, wind turbines have grown to become the largest flexible, rotating machines in the world—massive civil engineering structures that must operate continuously for 20 years or more (a typical design and financial amortization period) under constant complex loading. Blade lengths are approaching 80 m and towers are growing well above 100 m for maximum tip heights, often exceeding 200 m, equivalent to a building over 60 stories high. To put these dimensions in another context, three of the largest passenger aircraft, Airbus A380-800s with a wingspan of 80 m, could fit within the swept area of one wind turbine rotor.

However, for both land-based and offshore applications, the industry is seeking even larger turbines that access higher wind speeds aloft and provide further economies of scale, reducing manufacturing, installation, and operational costs per unit of plant capacity. As machines continue to increase in size, there are several important research questions around wind turbine dynamics. There is the interaction of turbine dynamics with the atmosphere, wakes, and other sources of complex inflow to the rotor as well as the high Reynolds number and aeroelastic behavior of very large and flexible machines. In addition, there are dynamics associated with deployment offshore in conditions including extreme weather events or deployment on floating platforms with additional degrees of freedom in movement.

The larger turbines of the future would operate partly above the often-studied atmospheric surface layer where they could encounter significant variation in inflow because of poorly characterized factors, such as shear (vertical differences in wind speed), veer (vertical differences

in wind direction), as well as wakes of upstream turbines. The challenge lies not only in understanding the atmosphere but in deciphering which factors are critical in both power-generation efficiency and structural safety. The design perspective must increasingly consider the interdependence of the meso-to-microscale transition and the turbine dynamics to assess, accurately predict, and manage loads (33, 37, 63, 64).

The aerodynamic assumptions themselves are increasingly questioned. The interaction between a highly variable inflow and the unsteady aerodynamics of the moving and deforming blades is pushing the limits of current theory. Recent experiments at the largest scales now possible by the Danish Technical University (65) suggest that the interaction of these large blades with turbulence of different intensities could be affecting the fundamental lift and drag characteristics of the airfoil—which is not a consideration at smaller scales (66). Because experimental ground-truth is difficult to obtain in the uncontrollable atmosphere, researchers are looking to the next generation of exascale supercomputers to provide insight that bridges the blade surface boundary layer (in micrometers) to the planetary boundary layer (in kilometers) (67, 68).

The elastic displacements of these highly flexible structures complicate the aerodynamics, creating complex aeroelastic behavior of the machines as they grow in size. Blades moving through air shed vorticity, which is normally convected downstream and away from a relatively stiff structure. When the blades flex into and out of the wind, the rotor interacts with its own vorticity, calling the accuracy of the design assumptions into question. Additionally, structural dynamics of blades incorporating composite materials, built-in curvature and sweep, and large nonlinear deflection (including torsion and bend-twist coupling) further complicate models of the physics (69) and the assessment of crucial design aspects such as stability (70, 71). In fact, although aeroelastic stability has typically not been a key design driver for rotor blades up to

now, the situation might change for future highly flexible and large rotors. Indeed, stability analysis is necessary for avoiding resonance phenomena, ensuring a safe margin to flutter, and understanding the effects of low damped modes on vibrations and loading.

Offshore wind power plants require the combined modeling of aerodynamics with the hydrodynamic forces from waves and currents. Although offshore structures for a variety of applications including oil drilling have been designed and constructed for decades, the aerodynamic and hydrodynamic forces have not been of similar magnitudes, nor have they interacted to such an extent that coupled analysis is required (72, 73, 74). To explore configurations for offshore support structures specific to wind energy, the hydrodynamic models will need to include the combined nonlinearity and irregularity of sea states, breaking waves (75), viscous effects on bluff bodies at high Reynolds numbers, vortex-induced vibrations, as well as dynamic soil-structure interactions of the seabed foundation, and more (73, 76, 77). Particularly relevant for these offshore applications are the extreme weather conditions, like hurricanes or tropical cyclones, that are prevalent in many areas of the world where offshore wind energy deployments are planned, such as on the East Coast of the United States or in the Pacific Ocean near Korea, Taiwan, and Japan (78, 79). Han et al. outline the factors that must be taken into consideration when building an offshore wind power plant in regions affected by hurricanes (80).

Floating offshore systems, which promise to enable wind energy in large areas of the ocean with water depths of approximately 60 m or more, have additional degrees of freedom in the motion of the turbine platform (74). The uncertainty associated with the rotor interacting with its own vorticity for very large blades is amplified if the entire rotor is rocking into and out of its own wake (81), as could happen on a floating foundation (82). This aerodynamic problem is

compounded by hydrodynamic complexity because the large motions undergone by these turbines violate hydrodynamic theory assumptions typically used in marine structural design (74, 83). The coupled stability analysis of such complex aero-hydro-servo-elastic systems is a problem that has not been thoroughly studied in the past.

ew materials and manufacturing methods are an integral part of enabling the development of these structures. Understanding the dynamics will help establish the design requirements, but materials and manufacturing breakthroughs will be needed to enable low-cost, reliable machine designs. Although wind energy has benefited from materials innovation in the last several decades, including through fiber-reinforced composites, rare-earth magnets, semiconductors for power electronics, lubricants, and more, there is still a critical need to improve materials performance for particularly difficult environmental conditions and operational loads. The unique challenge related to materials science and engineering for wind energy is the need not only for materials to have tuned or customized properties for the specific application but also to be commoditized—that is, easily mass produced at very low cost. Ready recyclability is another desirable attribute (one example is shown in Fig. 4). The turbine blade and various subcomponents must be integrated at large scales (1 to 100 m or more) but their properties need to be tailored at small scales (1 micrometer [μm] to 1 millimeter [mm] or more).

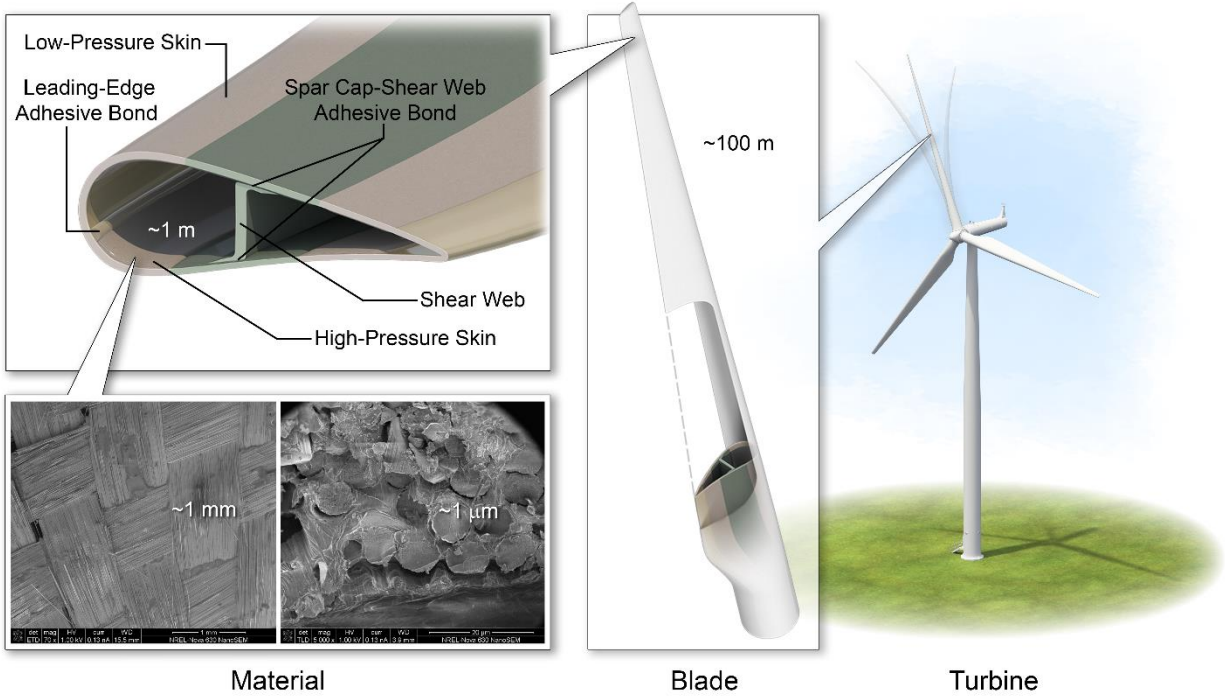


Figure 4: Wind turbine blades are complex composite shell structures in which small-scale manufacturing flaws can grow because of the incessant turbulence-driven loading that can cause large-scale problems. (Lower left photos courtesy of NREL and illustrations by Besiki Kazaishvili, NREL)

The blade needs sufficient stiffness to avoid striking the tower, flexibility to adapt continuously to changing wind conditions, durability to last for two decades, and a surface that fights erosion while shedding moisture and dirt—all at commodity prices. Modern blades still use materials that are similar to the machines of the 1990s based on low-cost composite fibers and durable epoxy resins. Innovations in the resin matrix, fiber reinforcement, and core materials, as well as adhesives and manufacturing protocols, are needed to achieve improved strength, stiffness, and weight properties at very low cost. Blade manufacturing would be improved dramatically if thermoplastic resins could be proven viable for blades, allowing secondary welding of the

composite structural elements, and, perhaps most importantly, recyclability at the end of life (84). Beyond blades, the tower; load-bearing supports; sensors for the machine and the environment; mechanical drive components, such as bearings and lubricants; and electrical drivetrain components, such as generators, as well as semiconductors used in the inverters, power-control, and grid support functions would benefit from further innovation.

Third grand challenge: systems science for integration of wind power plants into the future electricity infrastructure.

The global electricity system operates on several timescales, supplying all the demand for both bulk energy and instantaneous power. Timescales vary as a function of the need for robust grid stability and reliability, operation, and planning and extend from the sub-second to decades (Figure 5). Within each of these broader timescales power plants must provide a number of functions for the grid, including protection against lightning, short circuits and surges; robust operation under perturbation by transients, resonance, and voltage instabilities; matching energy demand within minutes up to hours; and ensuring long-term predictable and controllable supply of capacity (10, 11). In addition, electricity generated by large, rotating machines, such as those now found in thermal and hydroelectric plants, creates an energy transmission grid with attributes (e.g., frequency, voltage, and phase) that are defined by the physical rotation and inertia of those generators.

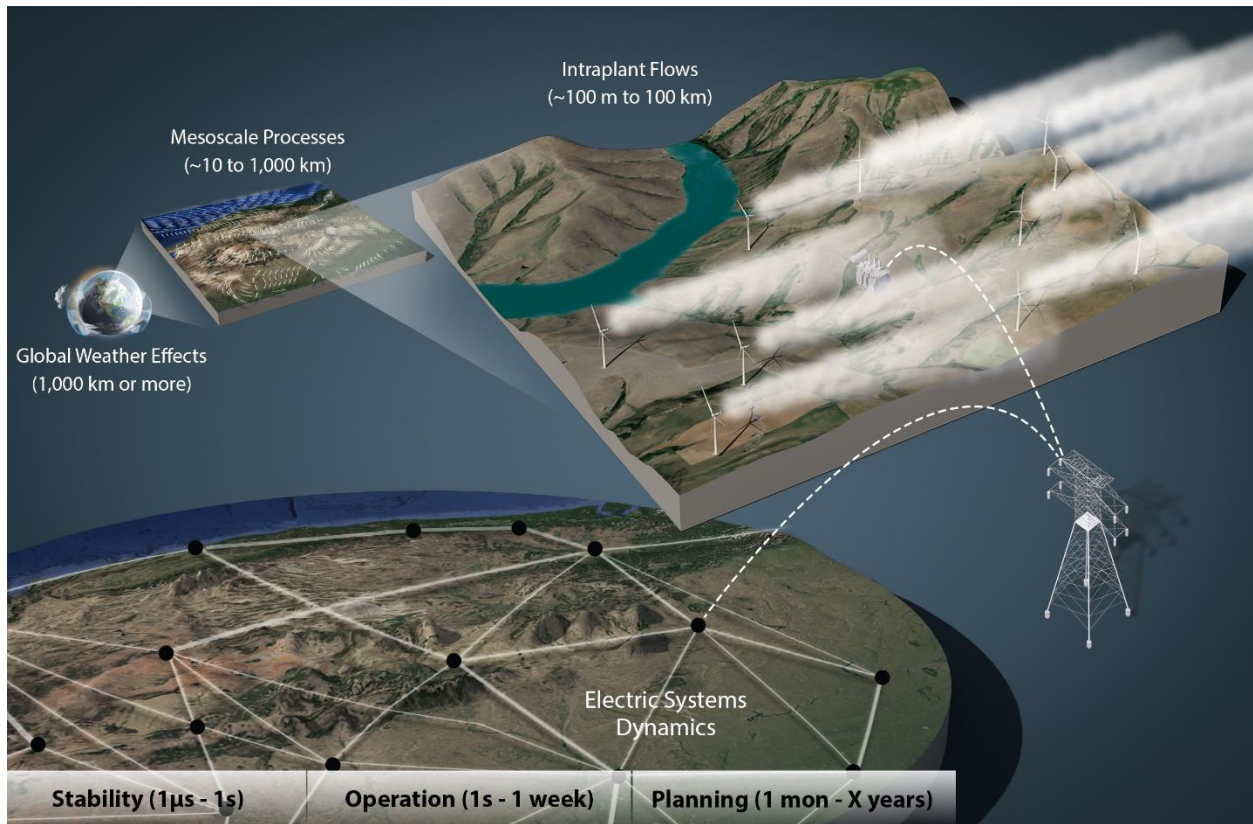


Figure 5: Power generated by the weather-driven plant needs to not only connect to the electrical grid, but support the stability, reliability, and operational needs in time scales ranging from managing disturbances at micro-seconds to planning for the next decade.

As physical inertia from traditional power plants decreases relative to overall system capacity, converter-based generation, such as wind and solar power plants, must provide more predictable and controllable power as well as services that support grid reliability, stability, and formation (85). Wind power plants today can support many of the needs of the current grid (86, 87, 88), but additional research is needed to address how wind plants of the future and their special attributes can be used to serve the demands of a converter-based grid (12). The path to realizing this future will require substantial research at the intersections of atmospheric flow modeling, individual turbine dynamics, wind plant control, and the larger electric system operation. Three intersecting research areas comprise the third grand challenge: wind power plant controls, the converter-

dominated electric grid, and integrated data and modeling computational methods for system analysis and operation.

As a first step, researchers must solve challenges related to wind plants by providing sufficient control authority to serve an expanding set of functionalities. Growing experience with wind plants is revealing the complexity of managing systems with hundreds of stochastically-driven individual wind turbine agents. Recent research highlights the possibility of not only maximizing energy production but managing the flow field to increase system performance (89, 90, 91). By probing the collective data available during real-time operation, new opportunities for power plant control are emerging (92, 93). Greater comprehension of the wind flow and dynamics enables real-time characterization of the plant operational state and the ability to control the flow and turbine responses in the short term. Innovative controls could leverage the attributes of the machines to supply ancillary services (e.g., the rotational inertia of the blades could be tapped to ride through grid faults, or the distributed power electronics in the converters connected to the generators could be used to manage grid requirements). For example, recent work has used such integrated modeling approaches to investigate the potential for active power control from wind power plants (86, 94, 95).

The research necessary to support a future converter-dominated electric grid system reaches beyond individual wind power plant controls. For example, wind turbines offer a potential source of physical inertia, but the machines (as they exist today) and solar are typically interconnected to the grid through power electronic converters, which use software and controls to confer attributes akin to traditional power plants. Wind power plants of the future equipped with the appropriate power electronics could provide physical or “synthetic inertia,” with the latter enabling wind turbines to function as “virtual synchronous generators” (12, 96, 97). Studies that

have considered up to 25% contributions of renewables to the grid need to be further refined for shares that reach beyond 50% or even 80% (98, 99, 100, 101).

New sensors and data management techniques will also be needed to obtain and transmit real-time data on the status of the future grid, which will be governed more on information than physical inertia. Data sources will comprise a combination of measurements and simulations. Opportunities are ripe for advanced stochastic system analysis and data science that can extract meaning and direction from a combination of regional weather status and forecasts, millions of signals describing individual turbine and plant states, and real-time updates from throughout the grid. In addition, the significant sources of uncertainty in various aspects of the system operation (from the weather-driven effects on renewable energy availability and electricity demand to availability of storage and a host of other phenomena) make this an extremely large stochastic and dynamic optimization problem that will require greater involvement by applied mathematics and computational science communities (98, 101, 102).

A role for integrative wind energy science.

These wind research grand challenges build on each other. Characterizing the wind power plant operating zone in the atmosphere will be essential to making progress in designing the next generation of even larger low-cost wind turbines, while understanding both dynamic control of the machines and forecasting the nature of the atmospheric inflow will enable the control of the plant needed for grid support. Wind energy science also involves the coupling of physics across an increasingly large range of spatial and temporal scales in the atmosphere, enormous flexible aeroelastic and mechanical systems, and electrical integration with and support for a continent-sized grid system.

Although advances in individual scientific disciplines will continue to be tremendously important, recognition of the value in understanding the cross-disciplinary considerations and drivers of the technology is also paramount. In a similar way to how the aerospace discipline has driven profound achievements in materials, manufacturing, aerodynamics, structures, and controls while innovating on the broader systems of aircraft and spacecraft, the emerging discipline of wind energy science seeks to leverage deep disciplinary expertise with a systems knowledge that addresses complex and multifaceted challenges.

Successful examples of integrated wind energy research are already in place at several universities and in research organizations where nationally and internationally funded projects are interdisciplinary by design and aimed at tackling some of the challenges described in the preceding sections. These institutions have begun to train the next generation of scientists and engineers in departments devoted specifically to wind energy. The European Wind Energy Academy, a collaboration of over 40 European universities with major activities in wind energy research and education, is another example of efforts made to organize a scientific discipline around wind energy. Future growth of wind energy to serve global clean energy needs is expected to demand more dedicated wind energy research, cutting across the traditional disciplines. A move to embrace this shift toward studying wind energy science as its own discipline can be achieved by drawing in researchers from a range of departments and disciplines, as shown in Figure 6.

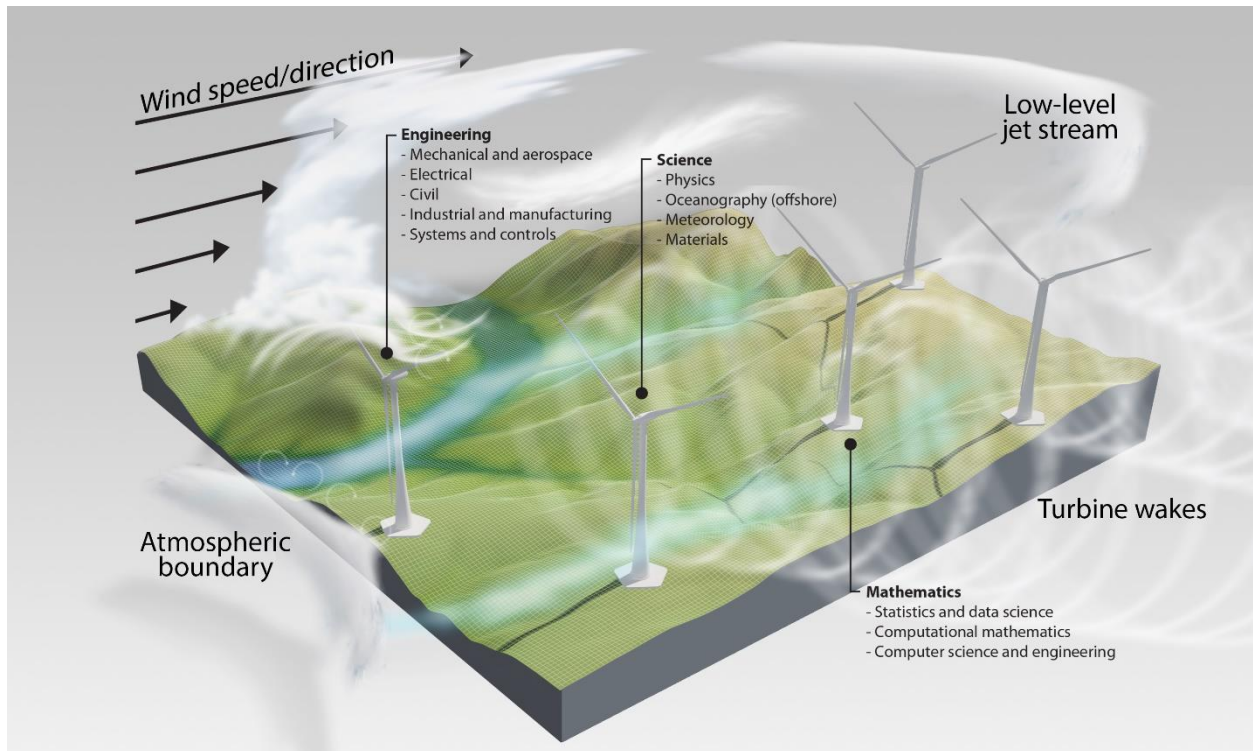


Figure 6: A spectrum of science, engineering, and mathematics disciplines that, if integrated, can comprehensively address the grand challenges in wind energy science. (Illustration by Josh Bauer, NREL)

In addition to the wide-ranging science, engineering, and mathematics needs for integrated wind energy research, methods for handling and streamlining exchange of vast quantities of information across many disciplines (both experimental and computational) will be crucial to enabling successful integrated research (33, 96, 101, 103, 104). Research in fields related to computational and data science will further support the wind scientific community as it seeks to integrate models and data across scales and disciplines (105, 106).

This interdisciplinary wind energy science and engineering approach offers the potential to develop solutions that not only advance the state-of-the-art in turbine subsystems but create the integrated solutions necessary for advancing the entire system—from the turbine to the plant to

the overall electrical grid. These gains are most likely to be successful when activities in a respective area are informed by a comprehensive view of the realities of the larger context. The long-term research challenges are ripe for immediate action, and new progress will depend on a generation of scientists educated deeply in their own specialty as well as in the breadth of wind energy science.

Acknowledgements

The authors would like to thank the International Energy Agency Wind leadership and membership for supporting and participating in the “Grand Vision for Wind Energy” workshop that inspired the effort leading to this article. In addition, we would like to thank the authors of the compendium that stemmed from the workshop, which was an important source of comprehensive background information on the state-of-the-art in wind energy science research and trends in wind energy innovation. The authors would also like to thank senior management at NREL and the U.S. Department of Energy for supporting the article development and review.

The scientific results and conclusions, as well as any views or opinions expressed herein, are those of the author(s) and do not necessarily reflect the views of NOAA or the Department of Commerce.

Funding: This work was authored [in part] by the National Renewable Energy Laboratory, operated by Alliance for Sustainable Energy, LLC, for the U.S. Department of Energy (DOE) under Contract No. DE-AC36-08GO28308. Funding for NREL is provided by the U.S. Department of Energy Office of Energy Efficiency and Renewable Energy. The views expressed in the article do not necessarily represent the views of the DOE or the U.S. Government. The U.S. Government retains and the publisher, by accepting the article for publication,

acknowledges that the U.S. Government retains a nonexclusive, paid-up, irrevocable, worldwide license to publish or reproduce the published form of this work, or allow others to do so, for U.S. Government purposes.

Competing interests: The authors have no competing interests in commercial activities related to wind energy that aren't already explicitly clear from their affiliations.

References

1. UN. 2017.
[https://population.un.org/wpp/DVD/Files/2_Indicators%20\(Probabilistic%20Projections\)/UN_PPP2017_Output_PopTot.xls](https://population.un.org/wpp/DVD/Files/2_Indicators%20(Probabilistic%20Projections)/UN_PPP2017_Output_PopTot.xls)
2. Bloomberg New Energy Finance (BNEF). 2018 “NEO 2018 presentation at CSIS”,
<https://about.bnef.com/blog/neo-2018-presentation-csis/>
3. International Energy Agency (IEA). 2018. *World Energy Outlook 2018* (Technical Report).
<https://www.iea.org/weo2018/>.
4. Bloomberg New Energy Finance (BNEF). 2019. “New energy outlook 2019.”
<https://about.bnef.com/new-energy-outlook/>.
5. BP Energy Economics. 2018. “BP Energy Outlook: 2018 edition.”
<https://www.bp.com/content/dam/bp/en/corporate/pdf/energy-economics/energy-outlook/bp-energy-outlook-2018.pdf>.
6. DNV GL. 2018. *Energy Transition Outlook 2018: A global and regional forecast of the Energy transition to 2050*. Last accessed Dec 17, 2018. <https://eto.dnvgl.com/2018/>.
7. GWEC 2019. <http://gwec.net/51-3-gw-of-global-wind-capacity-installed-in-2018/>

8. Mai, T., E. Lantz, M. Mowers, R. Wiser. 2017. *The Value of Wind Technology Innovation: Implications for the U.S. Power System, Wind Industry, Electricity Consumers, and Environment* (Technical Report). Golden, CO: National Renewable Energy Laboratory. NREL/TP-6A20-70032. <https://www.nrel.gov/docs/fy17osti/70032.pdf>.
9. International Renewable Energy Agency (IRENA). 2018. *Global Energy Transformation: A Roadmap to 2050*. https://www.irena.org/-/media/Files/IRENA/Agency/Publication/2018/Apr/IRENA_Report_GET_2018.pdf.
10. Ahlstrom, M., E. Ela, J. Riesz, J. O’Sullivan, B. F. Hobbs, M. O’Malley, M. Milligan, P. Sotkiewicz, J. Caldwell. 2015. “The evolution of the market: Designing a market for high levels of variable generation.” *IEEE Power and Energy Magazine*. October 16, 2015. Last accessed May 18, 2018. <https://ieeexplore.ieee.org/document/7299794/?part=1>.
11. Kroposki, B., B. Johnson, Y. Zhang, V. Gevorgian, P. Denholm, B.-M. Hodge, B. Hannegan. 2017. “Achieving a 100% Renewable Grid: Operating Electric Power Systems with Extremely High Levels of Variable Renewable Energy.” *IEEE Power & Energy Magazine*. <https://ieeexplore.ieee.org/document/7866938>.
12. Ackermann, T., T. Prevost, V. Vittal, A. Roscoe, J. Matevosyan, N. Miller. 2017. “Paving the Way: A Future Without Inertia Is Closer Than You Think.” *IEEE Power and Energy Magazine*. 61–69. <https://ieeexplore.ieee.org/document/8070502>.
13. Pursiheimo, E., Holttinen, H., Koljonen, T. 2018. “Inter-sectoral effects of high renewable energy share in global energy system.” *Renewable Energy*. <https://doi.org/10.1016/j.renene.2018.09.082>.
14. Milligan, M., B. Frew, B. Kirby, M. Schuerger, K. Clark, D. Lew, P. Denholm, B. Zavadil, M. O’Malley, B. Tsuchida, B. 2015. “Alternatives No More: Wind and Solar Power Are

Mainstays of a Clean, Reliable, Affordable Grid.” IEEE Power & Energy Magazine. DOI: 10.1109/MPE.2015.2462311.

15. “Converter-dominated” refers to a grid system largely comprising converter-based generation technologies (such as wind and solar) that convert AC to DC, which can then be fed to the larger system via DC transmission or inverted back to AC to feed a larger AC system.
16. Betz, A. *Wind-Energie und ihre Ausnutzung durch Windmuhlen*. Goettingen, Germany: University of Goettingen Press. 1926.
17. Wiser, R., and M. Bolinger. 2018. *2017 Wind Technologies Market Report*. U.S. Department of Energy Technical Report. DOE/EE-1798.
<https://www.energy.gov/eere/wind/downloads/2017-wind-technologies-market-report>.
18. Lantz, E., R. Wiser, M. Hand. 2012. *IEA Wind Task 26: The Past And Future Cost Of Wind Energy* (Technical Report). Golden, CO: National Renewable Energy Laboratory. NREL/TP-6A20-53510.
<https://www.nrel.gov/docs/fy12osti/53510.pdf><https://www.nrel.gov/docs/fy12osti/53510.pdf>.
19. Lazard. 2018. *Lazard’s Levelized Cost of Energy Analysis–Version 11.0*. Technical Report.
<https://www.lazard.com/media/450337/lazard-levelized-cost-of-energy-version-110.pdf>.
20. DOE, 2016, “Revolution ... Now”:, U.S. Department of Energy,
https://www.energy.gov/sites/prod/files/2016/09/f33/Revolutiona%CC%82%E2%82%ACNow%202016%20Report_2.pdf
21. Veers, P. S., T. D. Ashwill, H. J. Sutherland, D. L. Laird, D. W. Lobitz, D. A. Griffin, J. F. Mandell, W. D. Musial, K. Jackson, M. Zuteck, A. Miravete, S. W. Tsai, J. L. Richmond.

“Trends in the design, manufacture and evaluation of wind turbine blades.” *Wind Energy*, 6 (3) (2003), pp. 245-259.

22. Jamieson, P. 2011. Innovation in Wind Turbine Design. John Wiley & Sons, Ltd.
23. Scott, S., M. Capuzzi, E. Bossanyi, G. McCann, P. M. Weaver, A. Pirrera, “Effects of aeroelastic tailoring on performance characteristics of wind turbine systems” *Renewable Energy*, Volume 114, Part B, December 2017, Pages 887-903,
<https://doi.org/10.1016/j.renene.2017.06.048>
24. Bortolotti, P. et al., 2019. “Integration of Multiple Passive Load Mitigation Technologies by Automated Design Optimization - The Case Study of a Medium-Size Onshore Wind Turbine”, *Wind Energy*, 22:65-79, doi:10.1002/we.2270
25. van Kuik G., J. Peinke, R. Nijssen, D. Lekou, J. Mann, J. N. Sorensen, C. Ferreira, J. W. van Wingerden, D. Schlipf, P. Gebraad, H. Polinder, A. Abrahamsen, G. J. W. van Bussel, J. D. Sorensen, P. Tavner, C. L. Bottasso, M. Muskulus, D. Matha, H. J. Lindeboom, S. Degraer, O. Kramer, S. Lehnhoff, M. Sonneschein, P. E. Sorensen, R. W. Kunneke, P. E. Morthorst, K. Skytte. 2016. Long-term research challenges in wind energy – a research agenda by the European Academy of Wind Energy. Springer. doi: 10.1007/978-3-319-46919-5.
<https://www.wind-energ-sci.net/1/1/2016/wes-1-1-2016.pdf>.
26. Dykes, K., P. Veers, E. Lantz, H. Holttinen, O. Carlson, A. Tuohy, A. Clifton, J. Sanz Rodrigo, et al. 2019. Results of IEA Wind TCP workshop on a grand vision for wind energy technology (Technical Report). National Renewable Energy Laboratory (NREL), Golden, CO: US. NREL/TP-5000-72437. <https://www.nrel.gov/docs/fy19osti/72437.pdf>.
27. There were many technology innovation pathways discussed and documented in the International Energy Agency Grand Wind Workshop report including consideration of

concepts such as airborne wind turbines. Progress on the grand challenges is essential to enabling such technology configurations. However, the focus of this article is around major breakthroughs even with power plants comprising standard horizontal-axis wind turbines.

28. Mann, J. 1994. "The spatial structure of neutral atmospheric surface-layer turbulence." *J. of Fluid Mech.* 273: 141–168, doi: 10.1017/S0022112094001886.
<https://doi.org/10.1017/S0022094001886>.
29. Kaimal, J. C., J. C. Wyngaard, Y. Izumi, O. R. Coté. 1972. "Spectral characteristics of surface-layer turbulence." *Quart. J. of the Royal Meteorol. Soc.* 98: 563-589, doi: 10.1002/qj.49709841707.
<https://rmets.onlinelibrary.wiley.com/doi/10.1002/qj.49709841707>.
30. Veers, P. S. 1988. *Three-Dimensional Wind Simulation* (No. SAND-88-0152C; CONF-890102-9). Sandia National Laboratories, Albuquerque, NM. <https://prod-ng.sandia.gov/techlib-noauth/access-control.cgi/1988/880152.pdf>.
31. Wyngaard, John C., 2004. "Toward Numerical Modeling in the "Terra Incognita"", *Journal of the Atmospheric Sciences*, Vol. 61. [https://doi.org/10.1175/1520-0469\(2004\)061<1816:TNMITT>2.0.CO;2](https://doi.org/10.1175/1520-0469(2004)061<1816:TNMITT>2.0.CO;2)
32. Larsén, X. G., E. L. Petersen, and S.E. Larsen. 2018. "Variation of boundary-layer wind spectra with height." *Quarterly Journal of the Royal Meteorological Society*, vol 144, no. 716, pp. 2054-2066. DOI: 10.1002/qj.3301. <https://doi.org/10.1002/qj.3301> .
33. Sanz Rodrigo, J. S., R. A. Chávez Arroyo, P. Moriarty, M. Churchfield, B. Kosović, P.-E. Réthoré, K. S. Schaldemose Hansen, A. Hahmann, J. D. Mirocha, D. Rife. 2017. "Mesoscale to microscale wind farm modeling and evaluation." *Wiley Interdisciplinary Reviews: Energy and Environment*, 6(2), e214. DOI: 10.1002/wene.214.

34. Mann, J., N. Angelou, J. Arnqvist, D. Callies, E. Cantero, R. C. Arroyo, M. Courtney, J. Cuxart, E. Dellwik, J. Gottschall, S. Ivanell, P. Kuhn, G. Lea, J. C. Matos, J. M. L. M. Palma, L. Pauscher, A. Pena, J. Sanz Rodrigo, S. Soderberg, et al. 2017. “Complex terrain experiments in the New European Wind Atlas.” *Phil. Trans. of the R. Soc. A: Math., Phys., and Eng. Sciences*, 375(2091), 20160101.
<https://royalsocietypublishing.org/doi/full/10.1098/rsta.2016.0101>.
35. Rajewski, D. A., E. S. Takle, J. K. Lundquist, S. Oncley, J. H. Prueger, T. W. Horst, M. E. Rhodes, R. Pfeiffer, J. L. Hatfield, K. K. Spoth, R. K. Doorenbos. 2013. Crop Wind Energy Experiment (CWEX): Observations of Surface-Layer, Boundary Layer, and Mesoscale Interactions with a Wind Farm. *Bull. Am. Meteorol. Soc.*, **94**, 655–672, doi:10.1175/BAMS-D-11-00240.1.
36. Han, X., Liu, D., Xu, C., & Shen, W. Z. (2018). Atmospheric stability and topography effects on wind turbine performance and wake properties in complex terrain. *Renewable Energy*, 126, 640-651.
37. Lee, J.A., J.P. Hacker, L. Delle Monache, B. Kosović, A. Clifton, F. Vandenberghe, and J.S. Rodrigo, 2017: [Improving Wind Predictions in the Marine Atmospheric Boundary Layer through Parameter Estimation in a Single-Column Model](https://doi.org/10.1175/MWR-D-16-0063.1). *Mon. Wea. Rev.*, **145**, 5–24,
<https://doi.org/10.1175/MWR-D-16-0063.1>
38. Calaf, M., C. Meneveau, J. Meyers. 2010. “Large eddy simulations of fully developed wind-turbine array boundary layers.” *Physics of Fluids* **22**(1), 015110. DOI: 10.1063/1.3291077.
39. Nygaard, N. G., and A. C. Newcombe. 2018. “Wake behind an offshore wind farm observed with dual-Doppler radars.” *Journal of Physics: Conference Series* Vol. 1037, No. 7, p. 072008. IOP Publishing. <http://iopscience.iop.org/article/10.1088/1742-6596/1037/7/072008>.

40. Stevens, R. J. A. M. and C. Meneveau. 2017. “Flow Structure and Turbulence in Wind Farms.” *Annu. Rev. Fluid Mech.* 49, 311-339. <https://doi.org/10.1146/annurev-fluid-010816-060206>. UN 2017. <https://www.un.org/development/desa/publications/world-population-prospects-the-2017-revision.html>.
41. Keith, D. W., J. F. DeCarolis, D. C. Denkenberger, D. H. Lenschow, S. L. Malyshev, S. Pacala, and P. J. Rasch, 2004: The influence of large-scale wind power on global climate. *Proc. Natl. Acad. Sci. U. S. A.*, **101**, 16115–16120.
42. Fitch, A. C., J. B. Olson, J. K. Lundquist, J. Dudhia, A. K. Gupta, J. Michalakes, I. Barstad. 2012. “Local and Mesoscale Impacts of Wind Farms as Parameterized in a Mesoscale NWP Model.” *Monthly Weather Review*, 140, 3017-3038. DOI: 10.1175/MWR-D-11-00352.1. <https://www.osti.gov/biblio/1057805-local-mesoscale-impacts-wind-farms-parameterized-mesoscale-nwp-model>.
43. Volker, P. J. H., J. Badger, A. N. Hahmann, and S. Ott, 2015: The Explicit Wake Parametrisation V1.0: a wind farm parametrisation in the mesoscale model WRF. *Geosci Model Dev*, **8**, 3715–3731, doi:10.5194/gmd-8-3715-2015.
44. Armstrong, A., R. R. Burton, S. E. Lee, S. Mobbs, N. Ostle, V. Smith, Susan Waldron, J. Whitaker. 2016. “Ground-level climate at a peatland wind farm in Scotland is affected by wind turbine operation.” *Environ. Res. Lett.* **11**, 044024, doi:10.1088/1748-9326/11/4/044024.
45. Lee, J. C. Y., and J. K. Lundquist, 2017: Evaluation of the wind farm parameterization in the Weather Research and Forecasting model (version 3.8.1) with meteorological and turbine power data. *Geosci Model Dev*, **10**, 4229–4244, doi:10.5194/gmd-10-4229-2017.

46. Platis, A. , S. K. Siedersleben, J. Bange, A. Lampert, K. Bärfuss, R. Hankers, B. Canadillas, R. Foreman, J. Schulz-Stellenfleth, B. Djath, T. Neumann, S. Emeis. 2018. “First in situ evidence of wakes in the far field behind offshore wind farms.” *Sci.Rep.* 8, 2163.
47. Siedersleben, S. K., J. K. Lundquist, A. Platis, A. Lampert, K. Bärfuss, B. Cañadillas, B. Djath, J. Schulz-Stellenfleth, T. Neumann, J. Bange, S. Emeis, 2018, “Micrometeorological Impacts of Offshore Wind Farms as seen in Observations and Simulations,” *Environmental Research Letters* 13, 124012.
48. Jacobson, M. Z., and C. L. Archer, 2012: Saturation wind power potential and its implications for wind energy. *Proc. Natl. Acad. Sci.*, **109**, 15679–15684.
49. Adams, A. S., D. W. Keith. 2013. “Are global wind power resource estimates overstated?” *Environ. Res. Lett.* **8**, 015021, doi:10.1088/1748-9326/8/1/015021.
50. Fitch, A. C., J. K. Lundquist, and J. B. Olson, 2013: Mesoscale Influences of Wind Farms throughout a Diurnal Cycle. *Mon. Weather Rev.*, **141**, 2173–2198, doi:10.1175/MWR-D-12-00185.1.
51. Lundquist, J. K., K. K. DuVivier, D. Kaffine, J. M. Tomaszewski. 2019. “Costs and consequences of wind turbine wake effects arising from uncoordinated wind energy development.” *Nature Energy* 4, 26–34.
52. Karnauskas, K. B., J. K. Lundquist, and L. Zhang, 2017: Southward shift of the global wind energy resource under high carbon dioxide emissions. *Nat. Geosci.*, doi:10.1038/s41561-017-0029-9. <https://doi.org/10.1038/s41561-017-0029-9>.
53. Archer C.L., Colle B.A., Delle Monache L., Dvorak M..J, Lundquist J., Bailey B.H., Beaucage P., Churchfield M.J., Fitch A.C., Kosovic B., Lee S. “Meteorology for

- coastal/offshore wind energy in the United States: recommendations and research needs for the next 10 years.” *Bulletin of the American Meteorological Society*. 2014 Apr;95(4):515-9
54. Meneveau, C. "Big wind power: seven questions for turbulence research." *J. Turbulence* (2019), Vol 20, 2-20.
55. Aitken, M. L., R. M. Banta, Y. L. Pichugina, J. K. Lundquist. 2014. “Quantifying wind turbine wake characteristics from scanning remote sensor data.” *Journal of Oceanic and Atmospheric Technology* **31**, pp. 765-787. <https://journals.ametsoc.org/doi/10.1175/JTECH-D-13-00104.1>.
56. Peña Diaz, A., C. B. Hasager, M. Badger, R. J. Barthelmie, F. Bingöl, J.-P. Cariou, S. Emeis, S. T. Frandsen, M. Harris, I. Karagali, S. E. Larsen, J. Mann, T. K. Mikkelsen, M. Pitter, S. Pryor, A. Sathe, D. Schlipf, C. Slinger, R. Wagner. 2015. *Remote Sensing for Wind Energy*. DTU Wind Energy-E-Report-0084. Denmark Technical University, Copenhagen. http://orbit.dtu.dk/files/111814239/DTU_Wind_Energy_Report_E_0084.pdf.
57. Clifton, A., P. Clive, J. Gottschall, D. Schlipf, E. Simley, L. Simmons, D. Stein, D. Trabucchi, N. Vasiljevic, I. Würth. 2018. “IEA Wind Task 32: Wind Lidar Identifying and Mitigating Barriers to the Adoption of Wind Lidar.” *Remote Sens.* **10**, 406.
58. Hirth, Brian D. and Schroeder, John L., 2012, “Measuring a Utility-Scale Turbine Wake Using the TTUKa Mobile Research Radars” AMS, <https://doi.org/10.1175/JTECH-D-12-00039.1>
59. Menke, Robert, Nikola Vasiljević, Kurt S. Hansen, Andrea N. Hahmann, and Jakob Mann. *Wind Energy. Sci.*, 3, 681-691, <https://doi.org/10.5194/wes-3-681-2018>, 2018.
60. Wildmann, Norman, Nikola Vasiljevic, and Thomas Gerz. *Atmos. Meas. Tech.*, 11, 3801-3814, <https://doi.org/10.5194/amt-11-3801-2018>, 2018

61. Hasager, C. B., A. Peña, M. B. Christiansen, P. Astrup, M. Nielsen, F. Monaldo, D. Thompson, P. Nielsen. 2008. "Remote Sensing Observation Used in Offshore Wind Energy." *IEEE Journal of Selected Topics in Applied Earth Observations and Remote Sensing*, 1(1), 67-79. <https://ieeexplore.ieee.org/document/4637883>.
62. Sempreviva, A. M., R. J. Barthelmie and S. C. Pryor Review of Methodologies for Offshore Wind Resource Assessment in European Seas. *Surv Geophys* (2008) 29:471–497, DOI 10.1007/s10712-008-9050-2
63. Haupt, S. E., R. Kotamarthi, Y. Feng, J. D. Mirocha, E. Koo, R. Linn, B. Kosovic, B. Brown, A. Anderson, M. J. Churchfield, C. Draxl, E. Quon, W. Shaw, L. Berg, R. Rai, B. L. Ennis. 2017. *Second Year Report of the Atmosphere to Electrons Mesoscale to Microscale Coupling Project: Nonstationary Modeling Techniques and Assessment*. PNNL-26267. Pacific Northwest National Laboratory, Richland, WA (US).
https://www.pnnl.gov/main/publications/external/technical_reports/PNNL-26267.pdf.
64. Lee, S., M. Churchfield, P. Moriarty, J. Jonkman, J. Michalakes. "Atmospheric and Wake Turbulence Impacts on Wind Turbine Fatigue Loadings: Preprint.": 15 pp. 2011.
<https://www.nrel.gov/docs/fy12osti/53567.pdf>.
65. Madsen, Aagaard, Helge; Sørensen, Niels N.; Bak, Christian; Troldborg, Niels; Pirrung, Georg "Measured aerodynamic forces on a full scale 2MW turbine in comparison with EllipSys3D and HAWC2 simulations," *Journal of Physics: Conference Series*, DOI: 10.1088/1742-6596/1037/2/022011, 2018.
66. Schepers, J. G.; Boorsma, K.; Sorensen, N.; Voutsinas, S.G.; Sieros, G.; Rahimi, H.; Heisselmann, H.; Jost, E.; Lutz, T.; Maeder, T.; Gonzalez, A.; Ferreira, C.; Stoevesandt, B.; Barakos, G.; Lampropoulos, N.; Croce, A.; Madsen, H.A. (2018) "Final results from the EU

project AVATAR: aerodynamic modelling of 10 MW wind turbines.”, *Journal of Physics: Conference Series*, Vol. 1037, No. 2, 022013.

67. Sprague, M. A., S. Boldyrev, P. Fischer, R. Grout, W. I. Gustafson Jr., R. Moser. 2015. *Turbulent Flow Simulation at the Exascale: Opportunities and Challenges Workshop*. August 4–5, 2015. U.S. Department of Energy, Washington, D.C.
https://science.energy.gov/~media/ascr/pdf/programdocuments/docs/turb_flow_exascale.pdf
68. Heinz, J.C.; Sørensen, N.N.; Zahle, F. (2016) “Fluid-structure interaction computations for geometrically resolved rotor simulations using CFD.” *Wind Energy*, Vol. 19, No. 12, 2016, p. 2205–2221.
69. Stäblein, Alexander R., Morten H. Hansen, Georg Pirrung. “Fundamental aeroelastic properties of a bend–twist coupled blade section,” *Journal of Fluids and Structures* 68 (2017) 72–89
70. Stäblein, A.R., Hansen, M.H., Verelst, D.R., 2017. “Modal Properties and Stability of Bend-Twist Coupled Wind Turbine Blades”. *Wind Energy Science*, 2:343-360, doi:10.5194/wes-2-343-2017
71. Riva, R., S. Cacciola, C.L. Bottasso, 2016. “Periodic Stability Analysis of Wind Turbines Operating in Turbulent Wind Conditions”. *Wind Energy Science*, 1:177-203, doi:10.5194/wes-1-177-2016
72. Morató, Sriramula, S., Krishnan, N., and Nichols, J.: Ultimate loads and response analysis of a monopile supported offshore wind turbine using fully coupled simulation, *Renewable Energy*, 101, 126–143, <https://doi.org/10.1016/j.renene.2016.08.056>, 2017.

73. Suja-Thauvin, L., Krokstad, J. R., and Bachynski, E. E.: Critical assessment of non-linear hydrodynamic load models for a fully flexible monopile offshore wind turbine, *Ocean Engineering*, 164, 87–104, <https://doi.org/10.1016/j.oceaneng.2018.06.027>, 2018.
74. Jonkman, J. "Dynamics of Offshore Floating Turbines – Model Development and Verification. *Wind Energy*. 2009; 12:459-492
75. Jose J, S. J. Choi, K. E. Giljarhus, O. T. Gudmestad. A comparison of numerical simulations of breaking wave forces on a monopile structure using two different numerical models based on finite difference and finite volume methods. *Ocean Engineering*. 2017 June 1;137:78-88.
76. Natarajan, A.: Influence of second-order random wave kinematics on the design loads of offshore wind turbine support structures, *Renewable Energy*, 68, 829–841, <https://doi.org/10.1016/j.renene.2014.02.052>, 2014.
77. Paulsen, B. T., Bredmose, H., Bingham, H. B., and Jacobsen, N. G.: Forcing of a bottom-mounted circular cylinder by steep regular water waves at finite depth, *Journal of Fluid Mechanics*, 755, 1–34, <https://doi.org/10.1017/jfm.2014.386>, 2014.
78. Worsnop, R., J. K. Lundquist, G. H. Bryan, R. Damiani, W. Musial. 2017. "Gusts and Shear Within Hurricane Eyewalls Can Exceed Offshore Wind-Turbine Design Standards." *Geophysical Research Letters*, 44, doi:10.1002/2017GL073537. <https://www.nrel.gov/docs/fy17osti/67513.pdf>.
79. Kim, Eungsoo; L. Manuel, M. Curcic, S. S. Chen, C. Phillips, P. Veers "On the Use of Coupled Wind, Wave, and Current Fields in the Simulation of Loads on Bottom-Supported Offshore Wind Turbines during Hurricanes": DOE/GO-102015-4798 2016, Technical Report NREL/TP -5000-65283, June 2016

80. Han T, McCann G, Winter TA., Freudenreich K. 2014 “How can a wind turbine survive a tropical cyclone?” *Renewable Energy*. 2014;70:3–10.
81. Sørensen, J. N., Wen Zhong, S., Munduate, X., Analysis of wake states by a full-field actuator disc model, December 1998. *Wind Energy* 1(2):73 – 88
82. Lienard, C., R. Boisard, C. Daudin, 2019. “Aerodynamic behavior of a floating offshore wind turbine”, AIAA SciTech, January 2019.
83. Koo et al. “Model Tests for a Floating Wind Turbine on Three Different Floaters.” *J. Offshore Mch. Arct. Eng* 136(2), 020907, 2014.
84. Cousins, D. S., Y. Suzuki, R. E. Murray, J. R. Samaniuk, A. P. Stebner. 2018. “Recycling glass fiber thermoplastic composites from wind turbine blades.” *Journal of Cleaner Production*. **209**, Pp. 1252–1263. <https://doi.org/10.1016/j.jclpro.2018.10.286>.
85. Grid formation involves supporting the fundamental structure of an electric grid system including serving as a reliable voltage source for AC or DC systems and providing frequency signals for AC systems.
86. Shapiro, C., P. Bauweraerts, J. Meyers, C. Meneveau, D. F. Gayme. 2017. “Model-based receding horizon control of wind farms for secondary frequency regulation.” *Wind Energy* 20, 1261-1275. <https://doi.org/10.1002/we.2093>.
87. Gevorgian, V. ; Yingchen Zhang ; Erik Ela (2015) “Investigating the Impacts of Wind Generation Participation in Interconnection Frequency Response,” *IEEE Transactions on Sustainable Energy* (Volume: 6 , Issue: 3 , July 2015) **Page(s)**: 1004 - 1012
88. van Wingerden, J. W., L. Y. Pao, J. Aho, P. Fleming. 2017. “Active Power Control of Waked Wind Farms.” *Proc. IFAC World Congress*, Toulouse, France, pp. 4570-4577. <https://doi.org/10.1016/j.ifacol.2017.08.378>.

89. Gebraad, P. M. O., F. W. Teeuwisse, J. W. van Wingerden, P. A. Fleming, S. D. Ruben, J. R. Marden, L. Y. Pao. 2014. "Wind plant power optimization through yaw control using a parametric model for wake effects – a CFD simulation study," *Wind Energy*, 19(1): 95-114. <https://doi.org/10.1002/we.1822>.
90. Fleming, Paul; Jennifer Annoni, Andrew Scholbrock, Eliot Quon, Scott Dana, Scott Schreck, Steffen Raach, Florian Haizmann and David Schlipf (2017a) "Full-Scale Field Test of Wake Steering," IOP Publishing Journal of Physics: Conference Series, Volume 854, Volume 854, Wake Conference 2017 30 May to 1 June 2017, Visby, Sweden.
91. Fleming, Paul, Jennifer Annoni, Matthew Churchfield, Luis Martinez, Kenny Gruchalla, Michael Lawson, and Patrick Moriarty, (2017b) "From wake steering to flow control." *Wind Energy Sci.*, <https://doi.org/10.5194/wes-2017-52>
92. Annoni, J., C. Bay, K. Johnson, E. Dall'Anese, E. Quon, T. Kemper, and P. Fleming. 2018. "A Framework for Autonomous Wind Farms: Wind Direction Consensus." *Wind Energy Science Discussions*: 17 pp. <https://doi.org/10.5194/wes-2018-60>.
93. Raach, S., S. Boersma, B. Doekemeijer, J.-W. van Wingerden, P. W. Cheng. 2018. "Lidar-based closed-loop wake redirection in high-fidelity simulation." *Journal of Physics: Conference Series*, Vol. 1037. <http://iopscience.iop.org/article/10.1088/1742-6596/1037/3/032016>.
94. Fleming, P. A., J. Aho, P. Gebraad, L. Y. Pao, Y. Zhang. 2016. "Computational fluid dynamics simulation study of active power control in wind plants." *Proc. American Control Conf.*, pp. 1413–1420. DOI: 10.1109/ACC.2016.7525115.

95. Vali, M., V. Petrović, G. Steinfeld, L. Y. Pao, M. Kühn. 2018c. “An active power control approach for wake-induced load alleviation in a fully developed wind farm boundary layer.” *Wind Energy Science*. <https://doi.org/10.5194/wes-2018-70>.
96. Pattabiraman, Dinesh, R. H. Lasseter T. M. Jahns, “Comparison of Grid Following and Grid Forming Control for a High Inverter Penetration Power System”, IEEE, 978-1-5386-7703-2/18/ 2018
97. Fairley, Peter (2016) “Can Synthetic Inertia from Wind Power Stabilize Grids?”, IEEE Spectrum, <https://spectrum.ieee.org/energywise/energy/renewables/can-synthetic-inertia-stabilize-power-grids>
98. Zheng, Q. P., J. Wang, and A. L. Liu. 2015. “Stochastic Optimization for Unit Commitment—A Review.” *IEEE Trans. Power Syst.*, Vol: 30, Issue: 4. <https://ieeexplore.ieee.org/document/6912028>.
99. Molzahn, D., F. Dörfler, H. Sandberg, S. H. Low, S. Chakrabarti, R. Baldick, J. Lavaei. 2017. “A Survey of Distributed Optimization and Control Algorithms for Electric Power Systems.” *IEEE Transactions on Smart Grid*. Volume: 8, Issue: 6. <https://ieeexplore.ieee.org/abstract/document/7990560>.
100. Holttinen, H., J. Kiviluoma, A. Forcione, M. Milligan, C. Smith, J. Dillon, M. O’Malley, J. Dobschinski, S. van Roon, N. Cutululis, et al. 2016. Design and operation of power systems with large amounts of wind power; Final summary report, IEA Wind Task 25. International Energy Agency. <http://www.vtt.fi/inf/pdf/technology/2016/T268.pdf>.
101. Helistö, N, J. Kiviluoma, H. Holttinen, J. D. Lara, B.-M. Hodge. “Including operational aspects in the planning of power systems with large amounts of variable generation: a review of modelling approaches.” *WIREs Energy and Environment*. Forthcoming.

102. Göransson, L. et al., A comparison of variation management strategies for wind power integration in different electricity system contexts, *Wind Energy* 2018, <https://doi.org/10.1002/we.2198>
103. Wilkinson, M. D. et al. The FAIR Guiding Principles for scientific data management and stewardship. *Sci. Data* 3:160018 doi: 10.1038/sdata.2016.18 (2016).
104. Sempreviva, A. M., A. Vesth, C. Bak, D. R. Verelst, G. Giebel, H. K. Danielsen, L. P. Mikkelsen, M. Andersson, N. Vasiljevic, S. Barth, J. Sanz Rodrigo, P. Gancarski, T. I. Reigstad, H. C. Bolstad, J. W. Wagenaar, K. W. Hermans. 2017. *Taxonomy and metadata for wind energy Research & Development*. <https://doi.org/10.5281/ZENODO.1199489>.
105. European Technology Innovation Platform on Wind Energy (ETIP Wind). 2014. *When Wind Goes Digital*. <https://etipwind.eu/news/wind-goes-digital/>.
106. Concolato, C. E., L. M. Chen. 2017. “Data science: a new paradigm in the age of big-data science and analytics.” *New Math. and Nat. Computation* **13**, 119-143, doi: 10.1142/S1793005717400038. <https://www.worldscientific.com/doi/abs/10.1142/S1793005717400038>.