
Authors

Daniel Boyd Kramer, Joel Hartter, Angela E. Boag, Meha Jain, Kara Stevens, Kimberly A. Nicholas, William J. McConnell, and Jianguo Liu



Research

Top 40 questions in coupled human and natural systems (CHANS) research

*Daniel Boyd Kramer*¹, *Joel Hartter*², *Angela E. Boag*², *Meha Jain*³, *Kara Stevens*⁴, *Kimberly A. Nicholas*⁵, *William J. McConnell*⁶ and *Jianguo Liu*⁷

ABSTRACT. Understanding and managing coupled human and natural systems (CHANS) is a central challenge of the 21st century, but more focus is needed to pursue the most important questions within this vast field given limited research capacity and funding. We present 40 important questions for CHANS research, identified through a two-part crowdsourcing exercise within the CHANS community. We solicited members of the International Network of Research on Coupled Human and Natural Systems (CHANS-Net) to submit up to three questions that they considered transformative, receiving 540 questions from 207 respondents. After editing for clarity and consistency, we asked the network's members to each evaluate a random subset of 20 questions in importance on a scale from 1 (least important) to 7 (extremely important). Questions on land use and agriculture topped the list, with a median importance ranking of 5.7, followed by questions of scale, climate change and energy, sustainability and development, adaptation and resilience, in addition to seven other categories. We identified 40 questions with a median importance of 6.0 or above, which we highlight as the current view of researchers active in the field as research questions to pursue in order to maximize impact on understanding and managing coupled human and natural systems for achieving sustainable development goals and addressing emerging global challenges.

Key Words: *coupled human and natural systems; horizon scan; human-environment systems; social-ecological systems; sustainability science; top questions*

INTRODUCTION

Coupled human and natural systems (CHANS) are integrated systems where humans and nature interact, e.g., social-ecological systems (SES) or human-environment systems (Liu et al. 2007a). CHANS research is broadly integrative and interdisciplinary across the social and natural sciences and seeks to understand the complexity of human-nature interactions at the heart of many contemporary problems and society's elusive pursuit of sustainability (Turner et al. 2003a). CHANS research is a response to scientific silos, reductionism, and determinism (Michener et al. 2001), a recognition of the reciprocal interactions between human and natural systems that often result in surprise due to thresholds, nonlinearities, lag effects, path dependence, and emergent phenomena across temporal, spatial, and organizational scales (Liu et al. 2007b). This perspective promises insights not easily found using more traditional, less integrative approaches.

A number of analytical features characterize CHANS research. For example, Liu et al. (2007a) note four similarities in a review of six CHANS research projects: (1) attention to feedbacks between CHANS; (2) interdisciplinary research teams; (3) use of methodological tools from diverse disciplines; and (4) longitudinal data collection. Carter et al. (2014) argue for the analytical utility of CHANS research perspectives and in particular awareness of reciprocal relationships and cross-scale interactions in understanding human-wildlife interactions in China and Nepal. Similarly, Seto et al. (2012) introduce urban land teleconnections as an improved analytical approach to understand the processes of urbanization, land change, and their linkages, arguing for more holistic and spatially integrative analyses of what are often treated as distinct knowledge domains. As a final example, Reynolds et al. (2007) advocate for a more

synthetic scientific framework to understand and sustainably maintain environmental, economic, and cultural systems of global drylands, emphasizing the coupled nature of such systems, the importance of slow variables and thresholds in driving system dynamics, cross-scale interactions, and the need to maintain local ecological knowledge; each a familiar theme in CHANS research.

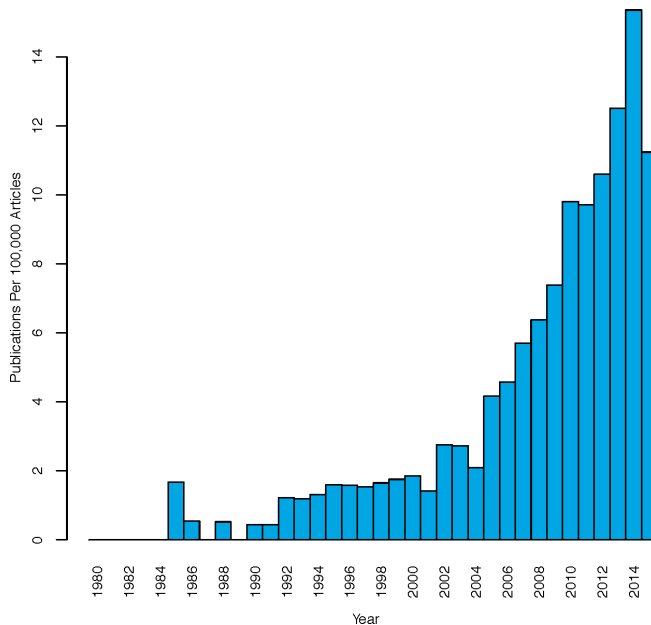
Recognizing the complexity of today's sustainability problems and the potential for CHANS perspectives to offer unique insights, increasing investment by scholars, institutions, and funders demonstrates the growing interest in CHANS research. Since the 1972 United Nations Stockholm Conference on the Human Environment placed sustainable development on the global agenda, CHANS research, as indicated by the number of published peer-reviewed articles, has grown substantially (Fig. 1). Published research related to CHANS accelerated concurrently with two major institutional investments in Sweden and the U.S. In 2006, the Swedish Foundation for Strategic Environmental Research (MISTRA) funded the Stockholm Resilience Centre, a leader in research on social-ecological systems. In 2007, the U.S. National Science Foundation (NSF) created the Dynamics of Coupled Natural and Human Systems (CNH) program to fund new interdisciplinary research as a successor to NSF's program on Bio-Complexity in the Environment (Baerwald et al. 2016). Many other countries, regions, and international partnerships have made institutional investments in CHANS-related research (Fig. 2).

Although the importance of CHANS perspectives and research is increasingly recognized (Mooney et al. 2013, Liu et al. 2015), there has not yet been an assessment of the most important CHANS research questions as identified by scholars and

¹Michigan State University, James Madison College and Department of Fisheries & Wildlife, ²Environmental Studies Program, University of Colorado, Boulder, ³School of Natural Resources and Environment, University of Michigan, ⁴National Oceanic and Atmospheric Administration, ⁵Lund University Centre for Sustainability Studies, ⁶Center for Global Change and Earth Observations, Michigan State University, ⁷Michigan State University, Center for Systems Integration and Sustainability, Department of Fisheries & Wildlife

practitioners. Such efforts have recently been undertaken in diverse fields including agriculture (Pretty et al. 2010), paleoecology (Seddon et al. 2014), and biodiversity conservation (Sutherland et al. 2015) and are potentially useful in prioritizing research and directing policy. Here we present such an assessment for CHANS research. We did this by conducting a two-part crowdsourcing exercise within the CHANS community, soliciting members of the International Network of Research on Coupled Human and Natural Systems (CHANS-Net) to submit and then evaluate questions that would “have the biggest impact on understanding and managing coupled human and natural systems” (Appendix 1). Members of CHANS-Net self-identify as active in and familiar with the CHANS field with many having pursued and procured funding for CHANS research, and thus these results may be used to (1) identify the most pressing problems related to CHANS, (2) prioritize CHANS research, and (3) help direct scarce funding and policy attention.

Fig. 1. Number of published CHANS articles per year per 100,000 articles on Web of Science based on search of titles, keywords, and abstracts for (1) CHANS: coupled, human, and nature, systems within five words of each other, and (2) Socio-ecological systems; socio, ecological OR environment, and systems within five words of each other.



METHODS

Collecting candidate questions

To first identify and then rank the top questions for CHANS research, we conducted a two-part voluntary, unpaid online survey of the members of CHANS-Net, a U.S. based organization. Membership in CHANS-Net is also voluntary, having been initiated in 2009 by Principal Investigators (PIs) and co-Principal Investigators (co-PIs) of grants from the NSF CNH program and thereafter growing to include members with little or no connection to the CNH Program from many countries. CHANS-Net has organized and sponsored dozens of symposia,

workshops, and conference sessions to advance the CHANS community and facilitate communication and collaborations among community members (Liu et al. 2016).

In the first survey (Appendix 1), begun 1 July 2013 and hereafter referred to as the question collection survey, we asked members to submit up to three important questions related to CHANS research. After two reminders, the question collection survey closed on 1 August 2013. We also asked respondents to report whether or not they have been a PI or co-PI on NSF CNH grants, and if so on how many. We asked respondents their primary occupational sector, whether they consider their work strongly inter- or multidisciplinary, which NSF-identified discipline they consider their primary field (National Science Foundation 2013), age, sex, primary nationality, and country of employment.

We received responses from 207 individuals from a member list of 1173, for a response rate of 17.6%. Four of the coauthors independently determined for each of the 540 questions received (Appendix 2) whether they should be kept, rewritten, or eliminated. Responses were eliminated because they were single words, short phrases, or statements, i.e., rather than questions, or their intent was unclear. Assessments of the submitted questions were discussed among four coauthors until a consensus was reached. Redundant questions were then combined, leaving a final list of 321 distinct questions (Appendix 3) that were lightly edited for spelling, grammar, and clarity.


We undertook a similar process to group questions into 12 categories, working independently and then working toward consensus among all coauthors. The categories were not revealed to respondents of the second survey so as to avoid the possibility of the categories biasing their evaluation.

Evaluating candidate questions

We developed a second online survey for CHANS-Net members (Appendix 4), hereafter referred to as the question evaluation survey, to evaluate the importance of the final list of 321 questions. Similar to the question collection survey, participation was voluntary with no compensation offered. On 30 June 2015, we sent the question evaluation survey to the CHANS-Net email distribution list, which by then had grown to 1373 members. While 481 people began the second survey (35% response rate), 352 people completed it including providing question evaluations (26% response rate). Of the 352 completing the question evaluation survey, 99 had also completed the question collection survey.

The question evaluation survey was developed in Qualtrics, administered through the University of Colorado, Boulder (Qualtrics Labs, Inc., version 12018, Provo, Utah, USA). Because we deemed it too onerous a task for a single participant to evaluate the full question pool ($n = 321$), each participant was presented with 20 randomly selected questions. The Qualtrics randomization algorithm evenly presents the questions for assessment across all surveys started. Therefore, the number of times a question was scored by those who completed a survey (352) followed a normal distribution, ranging from a minimum of 14 to a maximum of 26, with a median of 22 (Appendix 2). Respondents were asked to assess the importance of the questions they saw on a Likert scale from 1 (Not at all Important), to 7 (Extremely Important) and also had the option of not scoring

Fig. 2. Selected examples of major institutional and research milestones in CHANS research drawn largely from a special journal issue on CHANS, SES, and global change research history (Baerwald et al. 2016, Leemans 2016, Mooney 2016, Pittman et al. 2016, Reid and Mooney 2016). Institutional developments are designated above the timeline. The top 10 cited peer-reviewed papers in CHANS research using the search criteria from Figure 1 are below the timeline.



questions, e.g., if they did not find the question clear. We sent four reminders and closed the question evaluation survey on 18 August 2015.

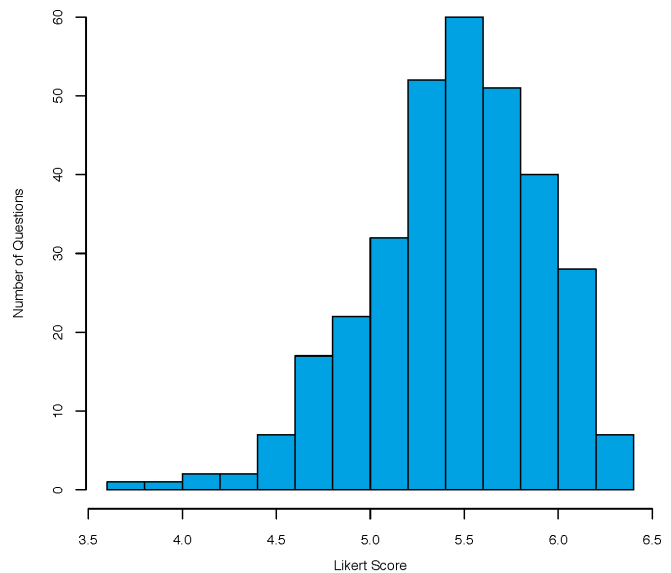
Prior to our analysis, we decided, admittedly arbitrarily, to present the 40 most highly ranked questions. We ordered all questions across categories by mean Likert score and identified the final set of 40 questions by first selecting a subset of questions with mean scores greater than 6.0 (44 questions) and then choosing the top 40 questions of this subset according to minimum score variance, i.e., prioritizing those questions with highest agreement around a high score. Although we recognize the problems related to using the mean as a measure of central tendency for Likert data, we, nevertheless, have done so to distill focus on a tractable number of questions from a large and diverse pool, e.g., to narrow from the 191 questions with a median of 6.0 including all of the top 40 questions we identified. For readers wanting to categorize or order questions in different ways, Appendix 2 lists all questions as well as their categories, number of evaluations, mean, median, variance, and the number of responses for each Likert category. Below, we present the 12 categories of questions in decreasing order of mean question score by category. The listing of questions within categories follows no particular order.

RESULTS

Survey results

The mean Likert score across all questions was 5.45 based on a seven-point scale with 170 questions scored at or above the mean and 151 below. The minimum mean question score was 3.75, and the maximum was 6.36. Forty-four questions (14%) were rated 6.0 or above and 275 questions (86%) 5.0 or above (Fig. 3).

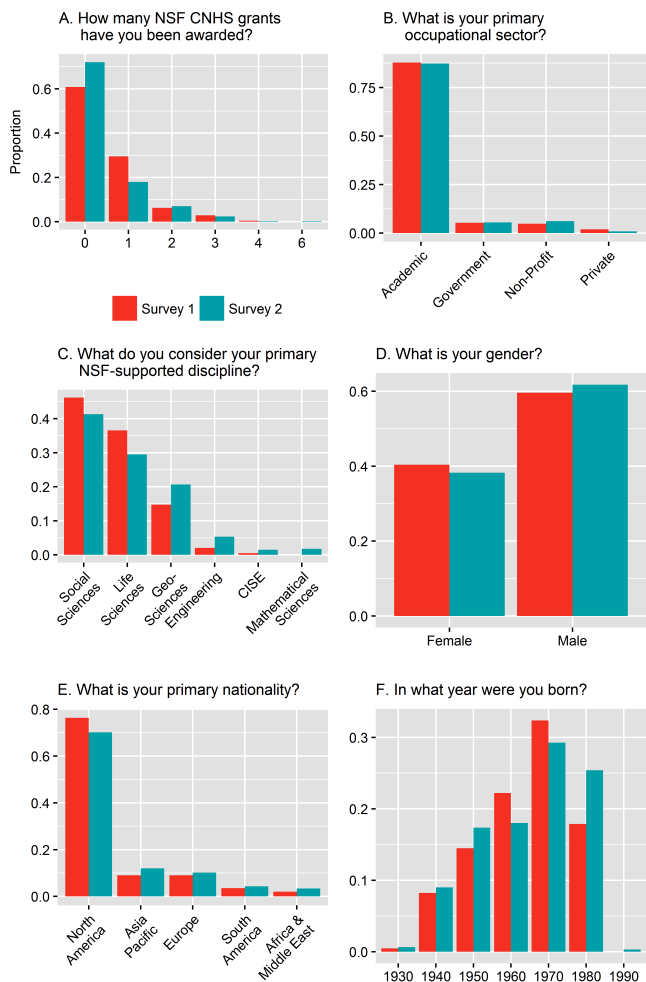
Fig. 3. Distribution of Likert score across all 321 questions important for coupled human and natural systems research, as rated by 352 question evaluators in the CHANS-Net research group.



The majority (61%) of respondents to the question collection survey, i.e., question originators, shown in blue in Fig. 4, had never been a PI or co-PI on a NSF CNH grant while 39% of respondents were a PI or co-PI on at least one. Thirty-eight percent of respondents were female. The mean year of birth of respondents

was 1969. A majority of respondents were North Americans (76%) with only 24% nationals of countries in Africa, Asia-Pacific, the Middle East, and South America. An overwhelming percentage of respondents were academics (87%), who noted their NSF-supported discipline in the broad categories of the social sciences (46%), life sciences (37%), geosciences (15%), and either engineering or computer information and systems engineering (3%). Nearly all respondents (94%) considered their work strongly inter- or multidisciplinary, a distinguishing feature of CHANS research. These percentages were very similar to those from the question evaluation survey (Fig. 4).

Fig. 4. Descriptive statistics on CHANS-Net members who participated in our two surveys to (1) submit important questions (question originators, N = 207) and (2) to evaluate a subset of 20 of the final 321 questions for their importance (question evaluators, N = 352).



Word cloud analysis

We present an overview of the 321 questions evaluated, based on the aggregate score given to each word summed across all questions (Fig. 5). In addition to the words indicating CHANS (“human,” “natural,” “environmental,” “systems,” “coupled”), we see an emphasis on “change” and key topics like “climate” and “models.”

Fig. 5. A word cloud showing the 50 most highly ranked words in the final set of 321 questions sent to the CHANS community for evaluation. The size of each word is weighted by the rank given questions containing that word, aggregated over all questions, disregarding common question words (e.g., how, what).



To ascertain if there were any differences in score given to questions within each category, we first calculated the mean score given to each of the 321 questions. We then ranked each category by the median score of these mean values for each question. Among our 12 categories, questions concerning “Land Use & Agriculture” had the highest median score and questions concerning “Methods” the lowest (Fig. 6).

Top 40 questions by category

Below, we present the 40 questions ranked most important based on results of the question evaluation survey in order of category importance (Fig. 6), beginning with a short overview of each category.

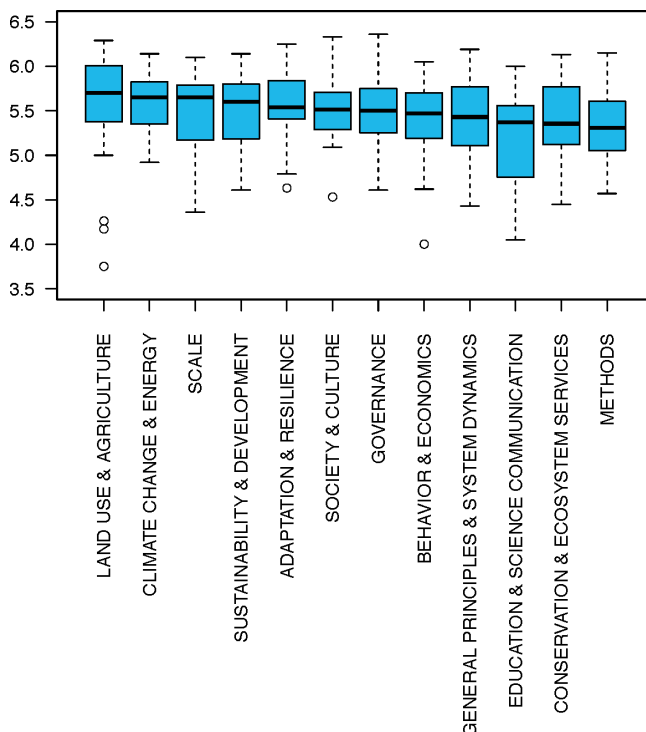
Land use and agriculture

Respondents found the most important questions to be those examining the trade-offs inherent in the use of land to produce food and the associated demands on water, energy, and the environment (Foley et al. 2005). Land-use change is a key process underlying the food, water, and energy nexus, a growing research area (FAO 2014, Future Earth 2015, NSF 2015) with each component noted in the five questions below.

- How will climate and other global environmental changes, e.g., water availability, affect agricultural systems in different areas of the world?
- How can we control climate change with demands of increasing food production and increasing energy use?
- What are the environmental and social impacts and underpinnings of a sustainable and just food system?

- How is the global economy affecting land-use change at regional and finer scales, and how does this land change impact natural systems?
- What characterizes sustainable land-use systems and how can we transition to such systems?

Fig. 6. Ranked categories by median question score from highest to lowest based on 321 final questions. The dark, center line represents the median. The upper and lower edges of the box represent the 25th and 75th percentiles, respectively. Dotted lines denote the minimum and maximum values (excluding outliers), and dots indicate outlier questions that are 1.5 times greater than or less than the upper or lower quartile respectively.



Scale

Human and natural systems and their interactions are complex and heterogeneous. The degree to which this heterogeneity is expressed depends on scale (Pickett and Cadenasso 1995). Understanding processes, causes, effects, and various mitigating factors of human and natural systems across spatial, temporal, and organizational scales is a distinguishing feature of CHANS research. Although the need is apparent, research spanning various scales is itself complex and challenging. Respondents scored two questions highly in this category, one methodological and the other conceptual.

- How can scientists best integrate data, methods, and research designs across multiple spatial and temporal scales?
- What is the role of spatial scale in understanding the coupling between natural and human systems?

Climate change

Climate change introduces great uncertainty and complexity into our modest understanding of CHANS. The effects of climate change are profound for components of both natural and human systems: resource-based livelihoods, ecosystem services, biodiversity, water, energy, and land use (IPCC 2014a). Although exposure to the effects of climate change is universal, the response of human and natural systems is variable because of differences in climate sensitivity, vulnerability, and adaptive capacity (Smit and Wandel 2006, Dawson et al. 2011, IPCC 2014b). The first question in this category provides an example of the CHANS research community's interest in complex, iterative feedbacks. While also suggestive of the potential for climate change to disrupt CHANS, the second question is more specifically focused on natural resource-based livelihoods.

- What are the human consequences of anthropogenic climate change, and how will those human consequences further shape coupled human and natural systems?
- How do we address the complex interlinkages between rural livelihoods and natural resource use in the face of climate variability?

Sustainability and development

The global agenda for sustainable development is summarized by 17 sustainable development goals (SDGs) and 169 associated targets, released September 2015 (UNDP 2015). Understanding pathways and processes of development is critical to attaining environmental, social, and economic sustainability and addressing these SDGs. The three questions below depict the dual-directionality of cause and effect between development and environment in CHANS.

- What other global environmental changes besides climate change pose threats to sustainability?
- What alternative pathways of development are available that have a lesser impact on ecosystems and the biosphere?
- How do we couple environmental sustainability with social and economic sustainability?

Adaptation and resilience

As noted above, global change drivers such as climate change have the potential to disrupt CHANS. Resilience, or "the capacity of a social-ecological system to absorb or withstand perturbations and other stressors such that the system remains within the same regime, essentially maintaining its structure and functions" (Resilience Alliance 2016), depends greatly on the abilities of natural and human systems to adapt. A better understanding of CHANS creates opportunities and insights to assess vulnerability and improve adaptive capacity (Turner et al. 2003b). The questions below ask how we might improve the resilience of both human and natural systems amid the currents of global change.

- How can water management be improved to decrease scarcity, increase security, and make the system less vulnerable?
- How is ecosystem resilience changing with changes in climate, land use, and land cover?

- How do humans increase their capacity for adaptation to global environmental change?
- How can we best use the reciprocal nature of CHANS to support resilience?

Society and culture

Along with natural systems, human systems are an important component of the CHANS framework, but they are challenging to understand, model, predict, and integrate into broader conceptual understandings because of the many competing and often conflicting theories on human behavior and societal interactions (Janssen et al. 2015). The questions below position humans as both drivers of environmental change and respondents to these changes.

- How will human population patterns change with ongoing changes in availability of water?
- What are the social drivers at multiple scales of complex CHANS?
- How can we reintegrate humans into our conceptualization and management of “natural” systems?
- What are appropriate and effective methods to bring stakeholders together to address environmental issues?

Governance

The questions regarding governance suggest a mismatch between CHANS and those regulatory or management systems affecting them (Biermann et al. 2012), reflecting a concern that spatial and temporal processes of natural systems may not be well-integrated with the spatial, e.g., jurisdictions, and temporal, e.g., election cycles, processes of governance. In addition, many systems of governance, e.g., command-and-control, are ill-suited to managing the uncertainties and complex interactions of CHANS (Holling and Meffe 1996). The five questions below ask not only how governance affects CHANS, but how governance can become better at interacting with often complex, uncertain, and variable CHANS.

- How do policies influence human-nature interactions?
- How can social systems and natural life sciences be integrated to better inform each other to make wise use decisions?
- What pathways of governance can work with complexity, feedbacks, and adaptive management?
- How can we design natural resource management approaches that reflect and work with biophysical variability (in time and space)?
- How can resource management practices better integrate ecological resiliency and anticipate disturbance?

Behavior and economics

Understanding human behavior and decision making is critical to understanding the interactions between human and natural systems. CHANS researchers seek representative models of

human behavior and decision making, especially models providing insights into decision making under uncertainty (NSF DMUU 2016). Reflecting maturation in related disciplines, CHANS research seems to be moving beyond rational actor models to utilize insights from behavioral economics, psychology, e.g., prospect theory, sociology, e.g., social networks, and other disciplines. Methodologically, more complex models of decision making lend themselves to agent-based models, a common methodological framework in CHANS research (An 2012). The two questions below suggest a need for better models of human decision-making in the face of uncertainty and as a driver of environmental change.

- How does uncertainty of CHANS affect human decision making?
- What are the drivers of human decision making regarding land-use/land-cover change and natural resources?

General principles and system dynamics

A common theme in CHANS research is that an understanding of feedbacks, thresholds, surprises, nonlinearities, and emergent phenomena, while complicating prediction, is critical to achieving sustainability. The questions below suggest a broad endeavor to identify and understand general principles of complex system dynamics within and across CHANS.

- How do economic and institutional factors interact at multiple scales to influence local conditions?
- How can we understand causation in complex coupled systems?
- How do changes in the environment feedback on individuals, groups, and institutions?
- What characterizes and can we predict tipping points or thresholds in CHANS?

Education and science communication

Scientists often lament a perceived poor understanding of science, natural systems, natural processes, and anthropogenic influence among the public and policy makers (Weber and Stern 2011). This concern, perhaps owing to the complexities and uncertainties of CHANS, is evident in the two questions below.

- How can the public be educated on the link between extreme events and long-term changes in coupled human and natural systems?
- How can we ensure that interdisciplinary projects that include nonacademic stakeholders become the norm rather than the exception (especially in sustainability science)?

Conservation and ecosystem services

Increasingly, conservation science has attempted to account for the role of people in the conservation of biodiversity from community-based conservation (Berkes 2004) to people-friendly conservation (Marvier and Kareiva 2014) to conservation in working landscapes (Phalan et al. 2011). Similarly, perhaps no other paradigm shift in conservation science in the past 30 years

eclipses the anthropocentric, ecosystem services framework in importance and influence, reflecting a research agenda that seeks to understand the linkages between ecosystem structure, function, and services with human benefits and values (Potschin and Haines-Young 2011). In addition to offering a bleak assessment of the world's ecosystems, the Millennium Ecosystem Service Assessment (MEA 2005) added conceptual clarity to the linkages between natural and human systems and argued the importance of holistic ecosystem management for long-term sustainability. Not without its critics (e.g., Norgaard 2010), the concept of ecosystem services, the subject of each of the three questions below, fits well within the CHANS perspective because of its explicit linking of human and natural systems.

- What are the linkages between ecosystem services and human well-being?
- How can sustainable ecosystems that are resilient to change and provide ecosystem services for humans be built or managed?
- How can we measure and account for ecosystem services in decisions and connect this to policy-making agendas?

Methods in CHANS research

A great challenge in CHANS research is to develop analytical methods that effectively capture the interactions between human and natural systems across temporal, spatial, and organizational scales. Challenges include the integration of disparate kinds of data, e.g., biophysical/social, quantitative/qualitative, and analytical representations of complex ecological, e.g., climate change, and social processes, e.g., social learning. Each of the questions below pertains to the representation of complex social or ecological processes in CHANS models.

- How can we incorporate behavior, tipping points, emergent properties, and regime shifts, especially for ecosystem function and social organizations, in CHANS models?
- How can we better represent social systems and processes in CHANS models?
- How can we best represent human decisions, behavior, and human-built elements of natural systems in coupled process models?
- How can we design social-ecological research that is relevant to the social communities affected by ecosystem processes?

DISCUSSION

The fields of conservation biology (Sutherland et al. 2013, 2014, 2015), agricultural science (Pretty et al. 2010), marine biology (Parsons et al. 2014), plant ecology (Grierson et al. 2011), and others (Seddon et al. 2014) have generated similar “top questions” to focus each community's research efforts, spark discussion, and build stronger links between research and policy. Reviewing these efforts, we find similarities to the top questions identified here as well as some distinctions.

Similar to results from horizon-scanning efforts in plant ecology and marine biology, we identified effective methods of public engagement or education as a concern in our top questions (Grierson et al. 2011, Parsons et al. 2014). Horizon scans in plant

ecology, conservation biology, and agriculture identified a top question focused on the challenge of feeding billions in an environmentally sustainable and socially just way, noted in our top questions as well (Sutherland et al. 2009, Pretty et al. 2010, Grierson et al. 2011). Furthermore, there was much overlap with other disciplines around resilience, such as studying how ecosystem resilience is changing and how we can build or maintain resilient systems (Sutherland et al. 2009, Pretty et al. 2010, Seddon et al. 2014). Finally, interdisciplinarity, a hallmark of CHANS research and identified in the CHANS top questions, was also the focus of top questions from similar reviews in marine conservation and agricultural science, identifying a need for more learning and collaboration across disciplines (Pretty et al. 2010, Parsons et al. 2014).

The set of 40 top CHANS questions presented here are unique relative to similar such question identification exercises in the environment-related sciences in the prevalence of those emphasizing how humans would be affected by and adapt to global environmental change, how human population patterns will change with water availability, and how ecosystem services affect human well-being. This demonstrates a distinguishing aspect of CHANS research, feedbacks in which humans influence natural systems but are also affected by them (Liu et al. 2007a).

Limitations

Any endeavor seeking to identify or rank the most important research questions in a research field is fraught with methodological and conceptual difficulties. This is true of our efforts as well. Our results are based on questions submitted and evaluated by members of a self-selected set of respondents from among members of CHANS-Net, a self-selected network of CHANS researchers. Although the characteristics of respondents to both surveys were very similar, suggesting some correspondence with the underlying CHANS-Net population, CHANS-Net does not collect this information from its members, and therefore we were unable to assess representativeness. Therefore, respondents, a majority of which were male, North American, employed in academia, and identified with the social sciences, life sciences, and geosciences may not be representative of CHANS-Net members nor the broader CHANS community. Thus, caution is warranted in inferring that our results are representative of the views of the undoubtedly more extensive, more diverse, and more global CHANS community. Furthermore, with regard to the question evaluation survey, it is likely that CHANS-Net respondents, despite a great majority of them characterizing their work as inter- or multidisciplinary, were evaluating questions outside their primary field of expertise potentially affecting their evaluations because of bias or unfamiliarity.

Conceptually, we acknowledge that the questions reviewed here represent the current views of CHANS-Net members. The task of generating truly innovative, transformative, future-orientated questions is difficult. Innovation and imagination are rarely products of consensus. Similarly, emerging issues may be relatively unknown among the community. For example, there seems to be increasing research interest in telecoupling, socioeconomic and environmental interactions between distant CHANS through international trade, migration, knowledge dissemination, technology transfer, and payments for ecosystem

services (e.g. Liu et al. 2013, Gasparri et al. 2016, Hulina et al. 2017). Telecoupling, however, was not mentioned in our top 40 questions. Still, despite these difficulties, our efforts to identify the top CHANS-related research questions represent a first assessment of the views of the CHANS community, a worthwhile endeavor we hope continues periodically with increased attention to the limitations of such exercises and exploration of other methods to identify important questions.

CONCLUSION

We hope the 40 research questions presented in this paper are a useful contribution to researchers, funders, and policy makers in identifying current research ideas and directions, targeting funding investments, and identifying policy needs related to understanding and managing CHANS. As noted above, the CHANS perspective is in part a response to the increased complexity, interconnectedness, and potential for rapid and unexpected change in the world. As such, CHANS research is challenging, requiring scientists to move beyond scientific silos; to collaborate with those adopting different methods, perspectives, and terminology; and to maintain careful and detailed examination of localized phenomena while considering broader temporal, spatial, and organizational scales. These challenges, reflected in the questions presented here and discussed in depth elsewhere (Gershon 2000, Rylance 2015, Van Noorden 2015, Brown et al. 2016), are part of a larger effort to retool and to rethink our approach to meet the goal of sustainability on an increasingly complex and connected planet.

Responses to this article can be read online at:
<http://www.ecologyandsociety.org/issues/responses.php/9429>

Acknowledgments:

The authors thank CHANS-Net for providing access to their member list as well as CHANS-Net members for their participation in the crowd-sourcing exercise described above. This collaboration was begun at a CHANS working group in 2012, where KAN and MJ were CHANS Fellows, part of the International Network of Research on Coupled Human and Natural Systems, which is sponsored by the National Science Foundation and coordinated by the Center for Systems Integration and Sustainability at Michigan State University. We thank Theo Aalders for assistance with Figure 4.

LITERATURE CITED

An, L. 2012. Modeling human decisions in coupled human and natural systems: review of agent-based models. *Ecological Modelling* 229:25-36. <http://dx.doi.org/10.1016/j.ecolmodel.2011.07.010>

Baerwald, T. J., P. L. Firth, and S. L. Ruth. 2016. The dynamics of coupled natural and human systems program at the U.S. National Science Foundation: lessons learned in interdisciplinary funding program development and management. *Current Opinion in Environmental Sustainability* 19:123-133. <http://dx.doi.org/10.1016/j.cosust.2016.02.001>

Berkes, F. 2004. Rethinking community-based conservation. *Conservation Biology* 18(3):621-630. <http://dx.doi.org/10.1111/j.1523-1739.2004.00077.x>

Biermann, F., K. Abbott, S. Andresen, K. Bäckstrand, S. Bernstein, M. M. Betsill, H. Bulkeley, B. Cashore, J. Clapp, C. Folke, A. Gupta, J. Gupta, P. M. Haas, A. Jordan, N. Kanie, T. Kluvánková-Oravská, L. Lebel, D. Liverman, J. Meadowcroft, R. B. Mitchell, P. Newell, S. Oberthür, L. Olsson, P. Pattberg, R. Sánchez-Rodríguez, H. Schroeder, A. Underdal, S. C. Vieira, C. Vogel, O. R. Young, A. Brock, and R. Zondervan. 2012. Navigating the Anthropocene: improving earth system governance. *Science* 335(6074):1306-1307. <http://dx.doi.org/10.1126/science.1217255>

Blondel, J. 2006. The 'design' of Mediterranean landscapes: a millennial story of humans and ecological systems during the historic period. *Human Ecology* 34(5):713-729. <http://dx.doi.org/10.1007/s10745-006-9030-4>

Brown, R., A. Deletic, and T. H. F. Wong. 2016. How to catalyse collaboration. *Nature* 525:7-9.

Carter, N. H., A. Viña, V. Hull, W. J. McConnell, W. Axinn, D. Ghimire, and J. Liu. 2014. Coupled human and natural systems approach to wildlife research and conservation. *Ecology and Society* 19(3):43. <http://dx.doi.org/10.5751/es-06881-190343>

Dawson, T. P., S. T. Jackson, J. I. House, I. C. Prentice, and G. M. Mace. 2011. Beyond predictions: biodiversity conservation in a changing climate. *Science* 332(6025):53-58. <http://dx.doi.org/10.1126/science.1200303>

Foley, J. A., R. Defries, G. P. Asner, C. Barford, G. Bonan, S. R. Carpenter, F. S. Chapin, M. T. Coe, G. C. Daily, H. K. Gibbs, J. H. Helkowski, T. Holloway, E. A. Howard, C. J. Kucharik, C. Monfreda, J. A. Patz, I. C. Prentice, N. Ramankutty, and P. K. Snyder. 2005. Global consequences of land use. *Science* 309(5734):570-574. <http://dx.doi.org/10.1126/science.1111772>

Food and Agriculture Organization of the United Nations (FAO). 2014. *The water, energy, and food nexus: a new approach in support of food security and sustainable agriculture*. FAO, Rome, Italy.

Future Earth. 2015. *Future Earth 2025 Vision*. Future Earth, Paris, France.

Gasparri, N. I., T. Kuemmerle, P. Meyfroidt, Y. le Polain de Waroux, and H. Kreft. 2016. The emerging soybean production frontier in Southern Africa: conservation challenges and the role of south-south telecouplings. *Conservation Letters* 9(1):21-31. <http://dx.doi.org/10.1111/conl.12173>

Gershon, D. 2000. Pushing the frontiers of interdisciplinary research: an idea whose time has come. *Nature* 404(6775):313-315. <http://dx.doi.org/10.1038/35005213>

Grierson, C. S., S. R. Barnes, M. W. Chase, M. Clarke, D. Grierson, K. J. Edwards, G. J. Jellis, J. D. Jones, S. Knapp, G. Oldroyd, G. Poppy, P. Temple, R. Williams, and R. Bastow. 2011. One hundred important questions facing plant science research. *New Phytologist* 192(1):6-12. <http://dx.doi.org/10.1111/j.1469-8137.2011.03859.x>

Holling, C. S., and G. K. Meffe. 1996. Command and control and the pathology of natural resource management. *Conservation*

Biology 10(2):328-337. <http://dx.doi.org/10.1046/j.1523-1739.1996.10020328.x>

Hulina, J., C. Bocetti, H. Campa III, V. Hull, W. Yang, and J. Liu. 2017. Telecoupling framework for research on migratory species in the Anthropocene. *Elementa Science of the Anthropocene* 5(5). <http://dx.doi.org/10.1525/elementa.184>

Intergovernmental Panel on Climate Change (IPCC). 2014b. *Climate change 2014: impacts, adaptation, and vulnerability. Part A: global and sectoral aspects. Contribution of Working Group II to the Fifth Assessment Report of the Intergovernmental Panel on Climate Change* Cambridge University Press, Cambridge, UK.

Intergovernmental Panel on Climate Change (IPCC). 2014a. *Climate change 2014: synthesis report. Contribution of Working Groups I, II and III to the Fifth Assessment Report of the Intergovernmental Panel on Climate Change*. Core Writing Team, R. K. Pachauri, and L. A. Meyer, editors. IPCC, Geneva, Switzerland.

Janssen, M. A., T. Lindahl, and J. J. Murphy. 2015. Advancing the understanding of behavior in social-ecological systems: results from lab and field experiments. *Ecology and Society* 20 (4):34. <http://dx.doi.org/10.5751/es-08097-200434>

Leemans, R. 2016. The lessons learned from shifting from global-change research programmes to transdisciplinary sustainability science. *Current Opinion in Environmental Sustainability* 19:103-110. <http://dx.doi.org/10.1016/j.cosust.2016.01.001>

Liu, J., T. Dietz, S. R. Carpenter, M. Alberti, C. Folke, E. Moran, A. N. Pell, P. Deadman, T. Kratz, J. Lubchenco, E. Ostrom, Z. Ouyang, W. Provencher, C. L. Redman, S. H. Schneider, and W. W. Taylor. 2007a. Complexity of coupled human and natural systems. *Science* 317(5844):1513-1516. <http://dx.doi.org/10.1126/science.1144004>

Liu, J., T. Dietz, S. R. Carpenter, C. Folke, M. Alberti, C. L. Redman, S. H. Schneider, E. Ostrom, A. N. Pell, J. Lubchenco, W. W. Taylor, Z. Ouyang, P. Deadman, T. Kratz, and W. Provencher. 2007b. Coupled human and natural systems. *Ambio* 36(8):639-649. [http://dx.doi.org/10.1579/0044-7447\(2007\)36\[639:CHANS\]2.0.CO;2](http://dx.doi.org/10.1579/0044-7447(2007)36[639:CHANS]2.0.CO;2)

Liu, J., V. Hull, M. Batistella, R. DeFries, T. Dietz, F. Fu, T. W. Hertel, R. C. Izaurralde, E. F. Lambin, S. Li, L. A. Martinelli, W. J. McConnell, E. F. Moran, R. Naylor, Z. Ouyang, K. R. Polenske, A. Reenberg, G. de Miranda Rocha, C. S. Simmons, P. H. Verburg, P. M. Vitousek, F. Zhang, and C. Zhu. 2013. Framing sustainability in a telecoupled world. *Ecology and Society* 18 (2):26. <http://dx.doi.org/10.5751/es-05873-180226>

Liu, J., V. Hull, W. Yang, A. Viña, L. An, N. Carter, X. Chen, W. Liu, Z. Ouyang, and H. Zhang. 2016. Lessons from local studies for global sustainability. Pages 240-252 in J. Liu, V. Hull, W. Yang, A. Viña, X. Chen, Z. Ouyang, and H. Zhang, editors. *Pandas and people: coupling human and natural systems for sustainability*. First edition. Oxford University Press, Oxford, UK. <http://dx.doi.org/10.1093/acprof:oso/9780198703549.003.0018>

Liu, J., S. Li, Z. Ouyang, C. Tam, and X. Chen. 2008. Ecological and socioeconomic effects of China's policies for ecosystem services. *Proceedings of the National Academy of Sciences of the United States of America* 105(28):9477-9482. <http://dx.doi.org/10.1073/pnas.0706436105>

Liu, J., H. Mooney, V. Hull, S. J. Davis, J. Gaskell, T. Hertel, J. Lubchenco, K. C. Seto, P. Gleick, C. Kremen, and S. Li. 2015. Systems integration for global sustainability. *Science* 347 (6225):1258832-1258832. <http://dx.doi.org/10.1126/science.1258832>

Marvier, M., and P. Kareiva. 2014. The evidence and values underlying 'new conservation.' *Trends in Ecology and Evolution* 29(3):131-132. <http://dx.doi.org/10.1016/j.tree.2014.01.005>

Michener, W. K., T. J. Baerwald, P. Firth, M. A. Palmer, J. L. Rosenberger, E. A. Sandlin, and H. Zimmerman. 2001. Defining and unraveling biocomplexity. *BioScience* 51(12):1018-1023. [http://dx.doi.org/10.1641/0006-3568\(2001\)051\[1018:DAUB\]2.0.CO;2](http://dx.doi.org/10.1641/0006-3568(2001)051[1018:DAUB]2.0.CO;2)

Millennium Ecosystem Assessment (MEA). 2005. *Ecosystems and human well-being: synthesis*. Island Press, Washington, D.C., USA.

Mooney, H. 2016. Editorial overview: sustainability science: social-environmental systems (SES) research: how the field has developed and what we have learned for future efforts. *Current Opinion in Environmental Sustainability* 19:v-xii. <http://dx.doi.org/10.1016/j.cosust.2016.05.002>

Mooney, H. A., A. Duraiappah, and A. Larigauderie. 2013. Evolution of natural and social science interactions in global change research programs. *Proceedings of the National Academy of Sciences of the United States of America* 110 Suppl 1:3665-3672. <http://dx.doi.org/10.1073/pnas.1107484110>

National Science Foundation of the United States. 2013. *Research areas*. National Science Foundation, Arlington, Virginia, USA. [online] URL: https://www.nsf.gov/about/research_areas.jsp

National Science Foundation of the United States. 2015. *Innovations at the nexus of food, energy, and water systems (INFEWS)*. National Science Foundation, Arlington, Virginia, USA.

National Science Foundation of the United States (NSF DMUU). 2016. *Decision making under uncertainty collaborative groups (DMUU)*. National Science Foundation, Arlington, Virginia, USA. [online] URL: https://www.nsf.gov/funding/pgm_summ.jsp?pims_id=503374

Norgaard, R. B. 2010. Ecosystem services: from eye-opening metaphor to complexity blinder. *Ecological Economics* 69 (6):1219-1227. <http://dx.doi.org/10.1016/j.ecolecon.2009.11.009>

Parsons, E. C. M., B. Favaro, A. A. Aguirre, A. L. Bauer, L. K. Blight, J. A. Cigliano, M. A. Coleman, I. M. Côté, M. Draheim, S. Fletcher, M. M. Foley, R. Jefferson, M. C. Jones, B. P. Kelaher, C. J. Lundquist, J. B. McCarthy, A. Nelson, K. Patterson, L. Walsh, A. J. Wright, and W. J. Sutherland. 2014. Seventy-one important questions for the conservation of marine biodiversity. *Conservation Biology* 28(5):1206-1214. <http://dx.doi.org/10.1111/cobi.12303>

Phalan, B., M. Onial, A. Balmford, and R. E. Green. 2011. Reconciling food production and biodiversity conservation: land sharing and land sparing compared. *Science* 333(6047):1289-1291. <http://dx.doi.org/10.1126/science.1208742>

Pickett, S. T. A., and M. L. Cadenasso. 1995. Landscape ecology: spatial heterogeneity in ecological systems. *Science* 269 (5222):331-334. <http://dx.doi.org/10.1126/science.269.5222.331>

- Pickett, S. T. A., M. L. Cadenasso, J. M. Grove, P. M. Groffman, L. E. Band, C. G. Boone, W. R. Burch, C. S. B. Grimmond, J. Hom, J. C. Jenkins, N. L. Law, C. H. Nilon, R. V. Pouyat, K. Szlavecz, P. S. Warren, and M. A. Wilson. 2008. Beyond urban legends: an emerging framework of urban ecology, as illustrated by the Baltimore Ecosystem Study. *BioScience* 58(2):139. <http://dx.doi.org/10.1641/b580208>
- Pittman, J., H. Tiessen, and E. Montaña. 2016. The evolution of interdisciplinarity over 20 years of global change research by the IAI. *Current Opinion in Environmental Sustainability* 19:87-93. <http://dx.doi.org/10.1016/j.cosust.2015.12.004>
- Potschin, M. B., and R. H. Haines-Young. 2011. Ecosystem services: exploring a geographical perspective. *Progress in Physical Geography* 35(5):575-594. <http://dx.doi.org/10.1177/0309133311423172>
- Pretty, J., W. J. Sutherland, J. Ashby, J. Auburn, D. Baulcombe, M. Bell, J. Bentley, S. Bickersteth, K. Brown, J. Burke, H. Campbell, K. Chen, E. Crowley, I. Crute, D. Dobbelaere, G. Edwards-Jones, F. Funes-Monzote, H. C. J. Godfray, M. Griffon, P. Gypmantisiri, L. Haddad, S. Halavatau, H. Herren, M. Holderness, A.-M. Izac, M. Jones, P. Koohafkan, R. Lal, T. Lang, J. McNeely, A. Mueller, N. Nisbett, A. Noble, P. Pingali, Y. Pinto, R. Rabbinge, N. H. Ravindranath, A. Rola, N. Roling, C. Sage, W. Settle, J. M. Sha, L. Shiming, T. Simons, P. Smith, K. Strzepeck, H. Swaine, E. Terry, T. P. Tomich, C. Toulmin, E. Trigo, S. Twomlow, J. K. Vis, J. Wilson, and S. Pilgrim. 2010. The top 100 questions of importance to the future of global agriculture. *International Journal of Agricultural Sustainability* 8(4):219-236. <http://dx.doi.org/10.3763/ijas.2010.0534>
- Reid, W. V., and H. A. Mooney. 2016. The Millennium Ecosystem Assessment: testing the limits of interdisciplinary and multi-scale science. *Current Opinion in Environmental Sustainability* 19:40-46. <http://dx.doi.org/10.1016/j.cosust.2015.11.009>
- Resilience Alliance. 2016. *Resilience*. [online] URL: <http://www.resalliance.org/resilience>
- Reynolds, J. F., D. M. Stafford Smith, E. F. Lambin, B. L. Turner II, M. Mortimore, S. P. J. Batterbury, T. E. Downing, H. Dowlatabadi, R. J. Fernández, J. E. Herrick, E. Huber-Sannwald, H. Jiang, R. Leemans, T. Lynam, F. T. Maestre, M. Ayarza, and B. Walker. 2007. Global desertification: building a science for dryland development. *Science* 316(5826):847-851. <http://dx.doi.org/10.1126/science.1131634>
- Rylance, R. 2015. Global funders to focus on interdisciplinarity. *Nature* 525:313-315. <http://dx.doi.org/10.1038/525313a>
- Schmolke, A., P. Thorbek, D. L. DeAngelis, and V. Grimm. 2010. Ecological models supporting environmental decision making: a strategy for the future. *Trends in Ecology and Evolution* 25(8):479-486. <http://dx.doi.org/10.1016/j.tree.2010.05.001>
- Seddon, A. W. R., A. W. Mackay, A. G. Baker, H. J. B. Birks, E. Breman, C. E. Buck, E. C. Ellis, C. A. Froyd, J. L. Gill, L. Gillson, E. A. Johnson, V. J. Jones, S. Juggins, M. Macias-Fauria, K. Mills, J. L. Morris, D. Nogués-Bravo, S. W. Punyasena, T. P. Roland, A. J. Tanentzap, K. J. Willis, M. Aberhan, E. N. van Asperen, W. E. N. Austin, R. W. Battarbee, S. Bhagwat, C. L. Belanger, K. D. Bennett, H. H. Birks, C. Bronk Ramsey, S. J. Brooks, M. de Bruyn, P. G. Butler, F. M. Chambers, S. J. Clarke, A. L. Davies, J. A. Dearing, T. H. G. Ezard, A. Feurdean, R. J. Flower, P. Gell, S. Hausmann, E. J. Hogan, M. J. Hopkins, E. S. Jeffers, A. A. Korhola, R. Marchant, T. Kiefer, M. Lamentowicz, I. Larocque-Tobler, L. López-Merino, L. H. Liow, S. McGowan, J. H. Miller, E. Montoya, O. Morton, S. Nogué, C. Onoufriou, L. P. Boush, F. Rodriguez-Sanchez, N. L. Rose, C. D. Sayer, H. E. Shaw, R. Payne, G. Simpson, K. Sohar, N. J. Whitehouse, J. W. Williams, and A. Witkowski. 2014. Looking forward through the past: identification of 50 priority research questions in palaeoecology. *Journal of Ecology* 102(1):256-267. <http://dx.doi.org/10.1111/1365-2745.12195>
- Seto, K. C., A. Reenberg, C. G. Boone, M. Fragkias, D. Haase, T. Langanke, P. Marcotullio, D. K. Munroe, B. Olah, and D. Simon. 2012. Urban land teleconnections and sustainability. *Proceedings of the National Academy of Sciences of the United States of America* 109(20):7687-7692. <http://dx.doi.org/10.1073/pnas.1117622109>
- Smit, B., and J. Wandel. 2006. Adaptation, adaptive capacity and vulnerability. *Global Environmental Change* 16(3):282-292. <http://dx.doi.org/10.1016/j.gloenvcha.2006.03.008>
- Sutherland, W. J., W. M. Adams, R. B. Aronson, R. Aveling, T. M. Blackburn, S. Broad, G. Ceballos, I. M. Côté, R. M. Cowling, G. A. B. Da Fonseca, E. Dinerstein, P. J. Ferraro, E. Fleishman, C. Gascon, M. Hunter, J. Hutton, P. Kareiva, A. Kuria, D. W. Macdonald, K. Mackinnon, F. J. Madgwick, M. B. Mascia, J. McNeely, E. J. Milner-Gulland, S. Moon, C. G. Morley, S. Nelson, D. Osborn, M. Pai, E. C. M. Parsons, L. S. Peck, H. Possingham, S. V. Prior, A. S. Pullin, M. R. W. Rands, J. Ranganathan, K. H. Redford, J. P. Rodriguez, F. Seymour, J. Sobel, N. S. Sodhi, A. Stott, K. Vance-Borland, and A. R. Watkinson. 2009. One hundred questions of importance to the conservation of global biological diversity. *Conservation Biology* 23(3):557-567. <http://dx.doi.org/10.1111/j.1523-1739.2009.01212.x>
- Sutherland, W. J., S. Bardsley, M. Clout, M. H. Depledge, L. V. Dicks, L. Fellman, E. Fleishman, D. W. Gibbons, B. Keim, F. Lickorish, C. Margerison, K. A. Monk, K. Norris, L. S. Peck, S. V. Prior, J. P. W. Scharlemann, M. D. Spalding, and A. R. Watkinson. 2013. A horizon scan of global conservation issues for 2013. *Trends in Ecology and Evolution* 28(1):16-22. <http://dx.doi.org/10.1016/j.tree.2012.10.022>
- Sutherland, W. J., R. Aveling, T. M. Brooks, M. Clout, L. V. Dicks, L. Fellman, E. Fleishman, D. W. Gibbons, B. Keim, F. Lickorish, K. A. Monk, D. Mortimer, L. S. Peck, J. Pretty, J. Rockström, J. P. Rodríguez, R. K. Smith, M. D. Spalding, F. H. Tonneijck, and A. R. Watkinson. 2014. A horizon scan of global conservation issues for 2014. *Trends in Ecology and Evolution* 29(1):15-22. <http://dx.doi.org/10.1016/j.tree.2013.11.004>
- Sutherland, W. J., M. Clout, M. Depledge, L. V. Dicks, J. Dinsdale, A. C. Entwistle, E. Fleishman, D. W. Gibbons, B. Keim, F. A. Lickorish, K. A. Monk, N. Ockendon, L. S. Peck, J. Pretty, J. Rockström, M. D. Spalding, F. H. Tonneijck, and B. C. Wintle. 2015. A horizon scan of global conservation issues for 2015. *Trends in Ecology and Evolution* 30(1):17-24. <http://dx.doi.org/10.1016/j.tree.2014.11.002>

Turner, B. L., II 2010. Vulnerability and resilience: coalescing or paralleling approaches for sustainability science? *Global Environmental Change* 20(4):570-576. <http://dx.doi.org/10.1016/j.gloenvcha.2010.07.003>

Turner, B. L., II, R. E. Kasperson, P. A. Matson, J. J. McCarthy, R. W. Corell, L. Christensen, N. Eckley, J. X. Kasperson, A. Luers, M. L. Martello, C. Polsky, A. Pulsipher, and A. Schiller. 2003a. A framework for vulnerability analysis in sustainability science. *Proceedings of the National Academy of Sciences of the United States of America* 100(14):8074-8079. <http://dx.doi.org/10.1073/pnas.1231335100>

Turner, B. L., II, P. A. Matson, J. J. McCarthy, R. W. Corell, L. Christensen, N. Eckley, G. K. Hovelsrud-Broda, J. X. Kasperson, R. E. Kasperson, A. Luers, M. L. Martello, S. Mathiesen, R. Naylor, C. Polsky, A. Pulsipher, A. Schiller, H. Selin, and N. Tyler. 2003b. Illustrating the coupled human-environment system for vulnerability analysis: three case studies. *Proceedings of the National Academy of Sciences of the United States of America* 100(14):8080-8085. <http://dx.doi.org/10.1073/pnas.1231334100>

United Nations Development Programme (UNDP). 2015. *Sustainable development goals*. UNDP, New York, New York, USA.

Van Noorden, R. 2015. Interdisciplinary research by the numbers. *Nature* 525:306-307. <http://dx.doi.org/10.1038/525306a>

Weber, E. U., and P. C. Stern. 2011. Public understanding of climate change in the United States. *American Psychologist* 66 (4):315-328. <http://dx.doi.org/10.1037/a0023253>

Appendix 1: Question collection survey and consent document.

Thank you for agreeing to complete the survey below.

Based on your membership in CHANS-Net, you are invited to participate in a research project that seeks to elevate awareness of Coupled Human and Natural Systems (CHANS) research and prioritize future scientific efforts for CHANS research. Examples of CHANS include social-ecological systems, coupled human-environmental systems, and population-environment systems. The survey below consists of 10 questions and will take approximately 10 minutes to complete. Survey results will be compiled and analyzed to highlight trends in the key directions for the future of CHANS research. The CHANS community will be notified when the results of the analysis are available.

Regarding privacy and confidentiality of responses, your responses are anonymous and will not be shared with anyone else, in publications, or in presentations. Furthermore, your participation is voluntary. You may refuse to participate in certain questions or discontinue your participation at any time without consequence.

If you have concerns or questions, please contact Dr. Daniel Kramer at the Department of Fisheries and Wildlife at Michigan State University (dbk@msu.edu, +1(517) 432-2199).

If you have questions or concerns about your role and rights as a research participant or would like to register a complaint about this study, you may contact the Michigan State University's Human Research Protection Program (517-355-2180, Fax 517-432-4503, or e-mail irb@msu.edu).

You are providing your voluntary consent to participate in this research by beginning the survey below.

Thank you again for your time and thoughtfulness.

1. What are the transformative questions to address in order to have the biggest impact on understanding and managing coupled human and natural systems?

#1:

#2:

#3:

2. Have you ever been a Principal Investigator (PI) or co-Principal Investigator (co-PI) on an NSF Coupled Natural and Human Systems (CNHS) grant?

Yes

No

Decline to Respond

If yes, on how many NSF CNHS grants have you been a PI or co-PI?

3. What is your primary occupational sector?

Academic

Government

Non-Profit

Private

Decline to Respond

Other (please specify)

4. Do you consider your work to be strongly inter- or multi-disciplinary (i.e. integration of at least one natural science and one social science discipline)?

Yes

No

Decline to Respond

5. Based on the following categories from NSF-supported disciplines, which of the following do you consider your primary field?

- Chemistry
- Computer and Information Science
- Engineering
- Geosciences
- Mathematical Sciences
- Physics
- Psychology
- Social Sciences

7. In what year were you born?

8. What is your gender?

- Male
- Female
- Decline to Respond

9. What is your primary nationality?

Other (please specify)

10. In what country are you primarily employed?

Other (please specify)

Appendix 2: 540 questions and responses resulting from the question collection survey.

1. What steps will result in incorporation of market externalities without causing large negative impacts on significant segments (e.g. low-income) of society?
2. How do power dynamics and differentials within social systems affect CNH dynamics?
3. How does culture motivate or demotivate humans in protecting their natural environments?
4. Why do people ignore what's in their best interest even when they know?
5. What are the sources of resilience in both social-cultural systems and among non-human actors in the ecosystem?
6. How do we account for spatial autocorrelation and distance relationships in these systems?
7. How do we determine the boundaries of coupled human and natural systems as we study them? LCA has some standards - we should too.
8. What role does human decision-making play in CHANS dynamics?
9. How does one promote human awareness of the CNH basis for human livelihoods?
10. What are the most effective ways to communicate and/or implement interventions in CHANS?
11. How can humans best adapt to anthropogenic climate change?
12. what quantifiable impacts on natural systems do human activities have?
13. Do humans respond similarly to general classes of ecological processes (e.g. linear, non-linear, slow, fast, threshold) despite local context (ecological, political, socio-economic)? Search for general CHANS principles
14. what are the tipping points, for ecosystems and social systems, under increasing pressure from climate change?
15. What influences (human) behaviour *change*?
16. How are sustainability and peace linked? Can conservation and other sustainability efforts, as well as CHANS research help promote peace, conflict resolution?
17. What is the most effective way to get managers and policy makers involved in coupled systems research?
18. How to balance ever increasing natural resource needs of communities keeping in mind the needs of wildlife?
19. How can social and natural sciences be integrated to best illuminate coupled human and natural systems?
20. How can we link landscape ecology and life cycle assessment to promote sustainable landscapes?
21. How do we effectively link mechanistic and agent-based models in simulating CNHS?
22. what are the right policies for achieving optimal scale of economy relative to the natural systems?
23. How do individual values and governance Systems interact to produce outcomes?
24. How can climate change adaptation and mitigation be integrated?
25. What is the plasticity (ease of change) and elasticity of major human drivers of environmental change?

26. What kinds of policies or strategies improve the environmental and/or socioeconomic outcomes?
27. How do we break through and begin discussing the role of hard/uncomfortable issues in coupled processes (e.g., privilege, racism, etc.)?
28. How can we systematically consider the tradeoffs between decisions across coupled and human and natural systems?
29. How do natural resource institutions influence the adaptive capacity of coupled systems?
30. How can we learn about ecological boundaries before we cross them, and adjust our human systems to avoid irreparable damage?
31. What types of outreach measures are needed to draw the link between humans and natural systems for non science demographics?
32. How do we create a translational research framework for managing human ecosystems?
33. Can CHANS that are "islands of sustainability" seed up their successes?
34. Which type of studies will be the most efficient, focused, and productive?
35. To what extent should research design and management be different to best address CNH issues?
36. What are the linkages between ecosystem services and human well-being?
37. What characterizes tipping points in human/social behaviour?
38. What are the best ways to study these dynamic couplings?
39. What effects of changing agricultural trends will have on modern human diet and/or nutrition?
40. How do we truly incorporate iterative process into our decision making process?
41. How can we better use existing data sets to describe human-natural system interactions?
42. What are the interrelated and interacting human institutions that must be created/alterd to identify and cope with different coupled-system changes?
43. What level of communication across disciplines is necessary to successfully achieve interdisciplinarity? (i.e., how do we avoid just adding an economist to a project and calling that "human dimensions")
44. How can we develop management tools with incentives to best manage shared goods?
45. How can the proliferation of data access and computational power improve our understanding of CNHs?
46. What areas of human systems have the greatest potential for mitigation of human impacts on natural systems?
47. What essential 'rules' are most important to understand in various complex adaptive systems being managed?
48. Under what conditions do social and ecological disturbances create positive/negative feedback and positive/negative social and ecological consequences?
49. How does scientific information--e.g., predictions, risk assessments, response plans, or scientific study in general--influence people, organizations, and societies in their approach to coupled or potentially coupled systems?
50. What role should citizen stakeholders play in CNH research?

51. What are the human consequences of anthropogenic climate change, and how will those human consequences further shape coupled human natural systems?
52. How do humans perceive their place in natural systems? Particularly people who live in developed/industrialized cultures.
53. How is the global economy affecting land-use change at regional and finer scales, and how does this land change impact natural systems?
54. what can we know about the behaviour of systems to new human and physical perturbations?
55. Are people willing to change their behaviors to protect natural systems from degradation?
56. How do economic and institutional factors interact at multiple scales to influence local conditions?
57. How can human incentives be better aligned with their spatially and temporally removed impacts?
58. how does human perception drive system dynamics?
59. How do we measuring resilience in CHANS, and the how then do we develop predictive models of resilience?
60. How do we draw system boundaries in our research for effective input to management?
61. Are members of human systems aware of their systems impacts over natural and climate systems?
62. How can we deal with externalities of human activities?
63. What is the range of "coupling" between humans and nature--e.g., are there any places where there is minimal coupling; what are the places of maximum coupling and how does the closeness of ties impact capacity for management?
64. How can you quantify phase shifts, resilience and thresholds in social-ecological systems?
65. What are the social drivers at multiple scales of coupled complex systems?
66. How can humans best mitigate anthropogenic climate change?
67. Whose interests should take precedence in development particularly in developing countries which still require a lot of natural resources, people or the environment or both?
68. how do we rebuild the connection between humanity and the natural environment in order to foster a protective attitude to sustainability?
69. how can connections to nature of a global urbanizing population be strengthened
70. how do changes in the environment feedback on individuals, groups and institutions?
71. How do different socio-cultural contexts affect CNH research itself (applying CNH in other countries etc.).
72. which modeling tools and at what scales are suitable for understanding and forecasting land use change in developing regions?
73. How do we find more resources for research and management?
74. How do short term actions affect the long term behavior of the CHNS?
75. How can we globally find new pathways of development that maintain current quality of life in developed countries and raise quality of life in developing countries without compromising Earth's life supporting capacity?

76. Under what conditions are changes in natural system conditions most likely to affect human awareness of and response to environmental change?
77. How can we measure and account for ecosystem services in decisions and connect this to policy-making agendas?
78. How do knowledge tools work that support collaboration between those who need to work together to manage coupled human and natural systems?
79. What non-linear feedbacks exist between human civilization and components of the Earth-system?
80. what factors enable motivated people to govern SES effectively?
81. What determines how people in the role of decision-makers value the environment?
82. Are there systematic patterns in coupled interactions that can support the development of a unifying theory of coupled systems?
83. What is the nature of the dynamic couplings in CHANS?
84. How can we more realistically model complex, multi-scale, multi-actor coupled human-natural systems?
85. How do values influence human behavior in regards to natural systems?
86. How are feedbacks manifested between human and natural systems?
87. How can we work better with the media to educate the public about these systems?
88. How do people collaborate to understand the environmental systems they need to engage?
89. How do we co-produce knowledge between scientists, managers and society
90. How can political constraints to sustainable management be overcome?
91. How do people in the system perceive and respond to land use change (either their own action or that imposed upon them from externalities)
92. human consumption has likely already outstripped sustainability. how do we promote the concept of REDUCING global population?
93. What are the points at which ceding decision making about highly technical matters to a professional elite break down?
94. What factors of the human system affect the environmental system?
95. Time lag effects: Why do time lags apply to some aspects of coupled human and natural system dynamics? How so?
96. How does climate variability and water resource accessibility effect population growth and distribution?
97. How can we integrate more realistic human decision making into CHANS models while at the same time controlling for the inevitable increase in complexity that this entails?
98. How do we transfer findings from CHANS studies into recommendations for policy managers?
99. How do we recognize teleconnections and represent them in CHANS models?
100. Is there a single, overarching explanation for the biophysical/sociocultural process interactions in CNH's?
101. How to plan for ever increasing human populations around natural areas?
102. How do land use and land cover change influence household and/or community vulnerability and vice versa, especially in marginal environments?
103. How do we evaluate models of environmental change in a no-analogue earth system state?

104. What kinds of governance systems contribute to improved social and ecological outcomes?
105. How can we better couple / communicate / regulate across disparate and widely spaced geographic regions? e.g., water use within watersheds needs to couple municipalities, industries, resource managers everywhere in the basin, including the coastal zone, but getting farmers to talk to fishermen working 100's of miles away is next to impossible
106. How rapidly can humans adapt to changing ecological circumstances in the current context, and how does that compare to past adaptive behavior?
107. What alternative pathways of development are available that have a lesser impact on ecosystems and the biosphere?
108. What are the feedback structures that inter-relate the coupled human and natural systems?
109. how to better link ecosystem services research to human well-being
110. How much mechanistic knowledge is needed of coupled systems dynamics in order to predict likely responses?
111. Epistemological and philosophical - how much of human action, and the ways that humans couple with natural systems, stems from intrinsic vs extrinsic factors? Social sciences are way too 'intrinsic' focused. We need more on the big picture and more awareness for how some processes seem to affect very different value systems in similar ways. Preferences and values aren't everything. This is the elephant in the room.
112. Where do individuals obtain information about the natural environment and their impact on it, and how do they evaluate the reliability of that information?
113. How to optimize ecological quality and how this affects human well-being
114. How does human learning at the individual and group level affect the interaction of coupled systems?
115. How do humans perceive and react to changes in climate and the natural environment over short- and long-terms?
116. How to define and stay within planetary boundaries?
117. How can we best translate coupled systems knowledge to inform policy and practice?
118. How can we design natural resource management approaches that reflect and work with biophysical variability (in time & space)?
119. What pathways of governance can work with complexity, feedbacks, and adaptive management?
120. How do these systems respond to sudden/dramatic external impacts (like rapid climate change)?
121. How do telecouplings (i.e., socioeconomic and environmental interactions among CHANS over distances) evolve?
122. What characterizes sustainable land use systems and how can we transition to such systems?
123. how can we use our knowledge of cities - the ultimate CHANS - to understand and manage other coupled systems?
124. How do systems interact across scales?
125. What are ecological and socio-political consequences of land cover change?

126. What can be/has been gained from knowledge of coupled natural and human systems?
127. How do you quantify the values humans place on natural resources?
128. How can we best manage and protect fisheries and wildlife in human altered landscapes?
129. How can we utilize our new-found abilities to acquire, store, and process information to manage ecosystems?
130. how & why & where are people responding to climate change, including changing their land cover and GHG emissions?
131. What are the environmental and social impacts and underpinnings of a sustainable and just food system?
132. How can we address applications of CHNS theory in policy and practice?
133. How can we effectively treat technological-infrastructure systems within a CHANS framework?
134. What are the main principles governing the interactions between human and natural systems?
135. What factors predispose CHANS to be more or less sustainable, both in absolute and in relative terms?
136. How do we reform global governance (UN work) so that scientists and research carries the day?
137. slow variables vs. fast variables: Which system elements function as underlying, persisting, slow variables vs. fast variables?
138. What are the largest impediments to mitigating climate change?
139. would the mushrooming of sustainability programs at the graduate level produce the critical mass of people who appreciate coupled human and natural systems?
140. What types of science has a real influence on management?
141. How are the forces of globalization and climate change interacting?
142. What urbanization strategies best promote sustainable urban landscapes?
143. On what time scales do coupled human and natural systems operate? Or, more importantly, on what time scales are we able to study coupled human and natural systems?
144. How do we best bring together empirical content from vastly different empirical traditions to parameterize coupled systems models?
145. how and when do humans begin to feel connected to their natural surroundings?
146. How do we better understand linkages between systems?
147. Under what conditions do people exhibit limited or strong ability to respond to the (anticipated or observed) effects of climate change?
148. are existing governance structure, policies and service delivering mechanism effective in addressing marginal places and persons in urban areas especially in the third world economies?
149. How can we best use the reciprocal nature of CNH systems to support resilience?
150. how can governance systems become resilient in the face of rapidly changing ecological-social systems?
151. How can we transform the human dimension to be more aware of its integration and dependence on natural systems?
152. How do resource users respond to declining resource availability?

153. How is ecosystem resilience changing with the advent of climate change and changing land use/cover?
154. How is the matrix of land uses related to patterns of biodiversity?
155. Are human adaptation processes similar for a variety of global change drivers (e.g. climate change, globalization) despite local context? Search for general CHANS principles
156. How to co-produce knowledge of CHNS among various stakeholders for learning and action?
157. How do people in the system perceive and respond to climate change (either their own action or that imposed upon them from externalities)
158. How can we manage complex ecological systems?
159. How do we convince society of the value of data? We cannot manage if we have no information.
160. How do we measure externalities and interactions in coupled human-nature systems?
161. How can we identify thresholds and warnings of transitions that lead to degraded benefits to people or difficulties in restoring those benefits?
162. How vulnerable population are adapting to climate change in different parts of the world?
163. What mechanisms facilitate social learning for sustainability
164. The meaning of Good life. Is good life predicated on one negative environmental foot prints?
165. how will climate & other global env changes (e.g., water availability) affect agricultural systems in different areas of the world?
166. How do the characteristics of coupled human and natural systems shape the tradeoffs between ecosystem sustainability and resilience?
167. Data compatibility: how to reconcile data for different CHANS components when these data are collected at different spatial and temporal scales?
168. how management planners can use basic science most effectively
169. How can we incorporate multiplicity of scales in our models, research design, etc.?
170. How do we radically reduce GHG emissions while at the same time creating just development?
171. How will spatially differential climate change impacts affect local, national and international policy responses?
172. Are tipping points a useful concept? How can we help to monitor and identify them?
173. How are the clear facts of coupled human and natural systems obscured in policy, in management, and in Western cultural orientations?
174. What constitutes evidence of tight coupling in human-natural systems?
175. How to transform cultures to live into being more sustainable social systems.
176. Understanding the impact of extreme events on coupled human and natural systems
177. What is the most successful blend industry and capitalism with protection of natural environments?
178. How can we build science/arts conjoined programs in the public school system with limited budgets?

179. How to assess trade-offs among ecosystem services quantitatively to optimize ecosystem functioning and human livelihoods
180. What sorts of drivers further mitigation and adaptation to climate change?
181. How do we identify critical linkages btw human and natural systems and how generalizable are these linkages across systems and regions?
182. What is the role of bottom up versus top down policy in the management of these systems?
183. Development of CHANS theory - do we really have guiding theory
184. What is the role of spatial scale in understanding the coupling between natural and human systems?
185. Scale - what aspects of H-E interactions are cross scalar?
186. what drives variability in social and natural processes, and how are they interlinked?
187. How do feedbacks control coupled human and natural systems?
188. Can there be a meeting point between economic development and the environmental protection?
189. What are the feedbacks among sending, receiving, and spillover systems in the telecoupled world?
190. How can we effectively leverage rich place-based studies and "big data" to create a more comprehensive knowledge?
191. How do telecouplings shape socioeconomic and environmental sustainability across local to global levels?
192. Can we better understand and manage the environmental impacts of the resource and waste streams through which people's needs and wants are met? meeting people's
193. How can we assess social and natural systems in common units?
194. How to foster green growth in a manner that is both sustainable and builds resilience/adaptive capacity?
195. How does measurable and deep uncertainty related to coupled human and natural systems influence human decision making?
196. How to use scientific results in climate to address CHANS research?
197. What types of education and skills are needed by CHANS scientists?
198. How do human responses to change alter the environment?
199. Do network-based hydrologic CNH's behave in fundamentally different ways from patchwork-based terrestrial CNH's?
200. How can coupled-system complexity be reconciled with societal need for a degree of clarity and predictability, and how does this need vary at different social/ecological scales?
201. How do we communicate the complexity of coupled systems to managers and policy makers?
202. What are appropriate and effective methods to bring stakeholders together to address environmental issues.
203. how rapidly are human societies able to adapt to and cope with environmental change and disruption
204. What are the mechanisms and circumstances that create the conditions appropriate for successful collective action?

205. How to stop forest disappearance due to the expansion of industrial agriculture and urbanization?
206. How do we move beyond ecosystem services to re-conceptualize CNH linkages?
207. How can we best describe and convince politicians to make decisions with a coupled human/natural systems framework?
208. how can we use our knowledge of 'natural' systems to understand cities?
209. How to show that complexities, incentives and uncertainty matters in the coupled human and natural systems?
210. How might we use non-traditional ontologies in interpreting, understanding and managing CHANS?
211. How can we deal with issues of discounting?
212. What are the most appropriate ways of understanding the relationship(s) between humans, other species and the environments we share?
213. How can we accurately measure human response to a CHANS project?
214. How are the human and natural systems coupled?
215. Can the public trust doctrine offer a framework for delivering better social and ecological outcomes?
216. Can regime shifts (i.e. shifts from one basin of attraction to another) be predicted based on system "flickering" (based on recent ecological, economic research) for different domains (i.e. ecological, economic, political, social)? Search for general CHANS principles.
217. What are the effects of exponential economic growth on individual ecosystems and the biosphere as a whole?
218. How do global environmental changes affect the dynamics of regional and local coupled systems, and how to these feed back to higher level processes??
219. what is the most effective way of communicating current scientific knowledge to broader part of society with a particular focus on decision-makers, and resource users?
220. How can people adapt to changing system behavior while still getting what they need from the system?
221. Development of CHANS methods - is there more than just integrative modeling?
222. To what extent is our understanding of hierarchies in CHANS an accurate reflection of what is occurring? Are there other explanations?
223. How to link income streams to various ecosystem services so that better environmental outcomes can be realized?
224. How to build (or manage) sustainable ecosystems that are resilient to change and provide ecosystem services for humans?
225. What are some economical and social factors that prevent sustainable agriculture and permaculture to succeed?
226. What products/outcomes are most useful and relevant in this 'era' of 'wicked problems' and 'post-normal science'?
227. How can we effectively identify both the relevant human and nonhuman actors within systems?
228. What are the perceived and real tradeoffs in valuing specific ecosystem services (for society, environment,...)?

229. How might we apply non-traditional epistemologies (ways of knowing/methods) to understand CHANS?
230. How can an environmentally sustainable energy system be constructed within existing institutional frameworks?
231. How can resource management practices better integrate ecological resiliency and anticipate disturbance
232. What set of conditions induces an individual human response to environmental change?
233. How to transform the monetary system and the economy so that they don't require growth to avoid collapse and so that they don't continually concentrate wealth and power in few hands?
234. Feedback loops: how do human and natural systems interact?
235. How can science (ecology) embrace novel ecosystems?
236. How sustainable are our current industrial food systems?
237. how can we simulate coupled natural human systems to understand the complex behaviors of these systems?
238. How can we incorporate feedbacks that emerge at multiple temporal and spatial scales into scientific studies?
239. What's the economic trade-offs in multiple-use management of nature resource issue?
240. How can uncertainty be more effectively employed in understanding and managing coupled systems?
241. Why and how do social inequalities emerge, grow, persist, and diminish, and with what consequences?
242. How do coupled systems co-evolve or co-adapt?
243. How can the interaction of social systems and natural life sciences better interact to stop species loss?
244. What factors determine the degree or strength of local coupling or decoupling between the social and ecological portions of CHANS?
245. How to best achieve balance among multiple resources, multiple uses and multiple sectors?
246. How does the spatial configuration of land uses contribute to ecosystem services and sustainability?
247. What is the degree of the success of urban biodiversity conservation in major cities of the world?
248. Do people have an appreciation for their impacts on natural systems?
249. How to best manage CNHS feedbacks for both human needs and the environment's good.
250. How can our improved understanding of neuro-functions of the human brain influence decision sciences in general and our appreciation of cooperative behavior in particular?
251. How can we "unresilience" the bad system dynamics while enhancing the "good" dynamics?
252. What are the appropriate time frames for understanding CHANS and how to determine the necessary time scale?

253. How is human decision-making likely to change in response to future landscape, environmental and socio-political change?
254. Why do we need interdisciplinarity?
255. What is the extent of the existence of resource curse in areas with abundant natural resources but high rate of poverty?
256. How do different types of ownership of resources (public, private, commons, nullius) affect the viability of CHANS?
257. How does social organization mediate human interaction with the environment, i.e., amplify or attenuate perceptions of risk associated with environmental change
258. What issues need to be investigated from prism of CHANS
259. How do people perceive risk and make decisions around environmental issues with risk and uncertainty?
260. Under what sorts of circumstances does land sharing as opposed to land sparing occur?
261. What other global environmental change besides climate change pose threats to sustainability
262. how do human social networks affect the way humans interact with ecological systems?
263. What leads people to respect natural systems?
264. How can research inform the urban sustainability community to foster creation of resilient cities?
265. What are the key sets of internal system feedback connections, that are most likely to trigger system change, or be affected by external changes?
266. how to improve management in different fields finding nexus between categories now divided
267. how can we reintegrate humans into our conceptualization and management of 'natural' systems?
268. What are the perceptions of landholders/land managers of environmental issues and how do those compare to public perceptions and scientific knowledge?
269. What is the role of variability in system behavior?
270. How can we protect the glaciers, highlands and the local population from opencast mining?
271. How can we apply new information technologies to understand transformations of complex coupled systems and anticipate their consequences?
272. What is the proper scale at which coupled human and natural systems ought to be studied?
273. How do we ensure regulations are flexible and practical but ensure environmental safety?
274. How do ecosystems services/ natural capital and other forms of capital produce human well-being?
275. how can we quantify/incorporate culturally valued resources in SESs?
276. what motivates people to care about the environment?
277. What are the relationships between cultural values, management and natural systems?
278. How can we explore the question of networks between and within CHNS?

279. How can we formalize and quantify the human behavior at multiple spatial and organizational scales?
280. How best can we represent human built elements of natural systems and human decisions/behavior in coupled process models?
281. How can we provide 9-10 billion people with a decent quality of life and still maintain the ecosystems on which global society depends?
282. How do human-induced changes in global climate affect ecosystem biodiversity and services at finer spatial scales?
283. How can natural processes (i.e. ecosystem services) be integrated into human-dominated landscapes?
284. How can we improve knowledge creation with diverse disciplinary scales of importance? -- methodological and epistemological challenges
285. What are appropriate levels (of both human and natural systems) to investigate linkages. I.e. at what level do interaction matter most?
286. What conceptual frameworks provide mechanistic and predictive power without becoming reductionist and exclusionary for other disciplines
287. How far has economic valuation of natural resources helped in protecting natural systems from destruction and over-exploitation?
288. What are the costs and benefits of channeling human and fiscal resources to coupled systems research vs fundamental disciplinary research?
289. How can we design socio-ecological research that is relevant to the social communities affected by ecosystem processes?
290. What new data sets should we be building to improve our modeling of human-natural system dynamics?
291. how to educate public on link of extreme events to long term changes in human natural system
292. How do dynamics at higher or lower scales affect the sustainability/resilience of a given CHANS?
293. what factors do positively contribute to reducing impact of global market system that erodes resilience of social-ecological systems?
294. How does the CHANS community responsibly create and implement a set of coherent, assiduous, transparent, and repeatable research designs and accepted practices to test hypotheses about coupled human natural systems?
295. How can we change the stovepipe attitudes of academia and its stovepipe training of students?
296. How can we rescue natural systems in socially depressed areas of big cities in Latin America as a tool for human development?
297. How can issues of accelerating uncertainty for future projections from coupled human-natural systems be modelled?
298. How do we communicate these issues to the general public?
299. What are the underlying processes or mechanisms for the complexities of coupled human and natural systems?
300. What other factors are most important in changing human behavior?
301. How can conservation of natural systems provide resilience of human systems to impacts of climate change, such as extreme weather and rising sea levels?
302. What are the motivating factors for humans to protect natural systems?

303. To what extent are CNH processes culturally, geographically, or subject specific, and to what extent can we find transcendent properties of the ways in which coupled systems evolve?
304. How will the benefits provided by nature and the persistence and distribution of species change in the future?
305. What attitudes, dispositions, and knowledge are needed to further the transition to a just sustainability?
306. What makes a social ecological system resilient?
307. What are the constants in socio-ecological perception and values across race, culture, and economic status?
308. What does "couple" mean?
309. How do interactions among human and natural systems vary across spatial and temporal scales?
310. Are there common patterns of change across CHANs?
311. What are the social and economic challenges to moving forward to a low impact path of development?
312. How can we understand causation in complex coupled systems?
313. How can society better control the spread of invasive species that endanger agricultural and native ecosystems?
314. How do policies influence human-nature interactions?
315. Behavioral - why do people use resources one way in this place but a different way in another place.
316. how can scientists (both natural and social) be better integrated into policy-making, resource management, and decision-making of elected officials and those running governments?
317. How do we account for legacy effects?
318. Can we develop lab- and field-based models that help better understand as well as predict how human decisions influence physical systems and vice-versa?
319. Can we identify patterns of behavior that cut across multiple types of CHANs and at multiple levels of analysis? (I mean whole system behavior, rather than human behavior here.)
320. What are common key indicators of system change (social and ecological) and how can these be better predicted?
321. To what extent might we develop a "global culture" of understanding and managing CHANs?
322. Under what scenarios will drivers of urbanization and land use change promote sustainable city development?
323. What institutional frameworks best facilitate adaptation to environmental change and resources scarcity?
324. What do we address the complex interlinkages between rural livelihoods and natural resource use in the face of climate variability?
325. when and how might environmental (climate), ecosystem, or human population thresholds (catastrophic crashes) occur and how do we forestall them?
326. How to best link small scale (e.g., agent or household based) decisions within larger system wide processes?

327. How can we design protected areas that are both biologically effective and socially just?
328. How can analysis of currently employed measures of H-E interactions be maximized / improved upon in order to improve observations or change?
329. how to weight the importance of long term consequences into decisions on human impacts on ecosystems?
330. how do human interactions with an ecosystem circulate through ecological networks?
331. How to employ an ecosystem services approach to management from the local to global scale?
332. What are the impacts of globalization on human-nature interactions?
333. What is the role of CHANS researchers in the policy debates that are generated as a function of the community's research?
334. Do people respond to predictive indicators of environmental stress
335. How can we ensure that inter-disciplinary projects that include non-academic stakeholders become the norm rather than the exception (especially in sustainability science)?
336. What learning tools will provide people with the greatest capacity to successfully adapt to global environmental change?
337. How do human activities alter ecological landscape processes?
338. How ongoing and future climate change will be affecting agriculture sector?
339. What theoretical frameworks can be applied to the explanation of coupled system dynamics that scale from micro to macro and span human and biophysical systems
340. How can we design decision-making structures to bring together groups with disparate objectives?
341. To what extent do natural system process affect human decision-making and behavior?
342. How do scientists, managers, and the vast majority of others interact to share knowledge and power over decision making?
343. How persistent is youth education (into adulthood) and how effective is 'spillover' to parents?
344. what is the impact of human-induced land cover change on climate? (need more site studies, data)
345. What are the relationships among environment, population dynamics, settlement structure, and human mobility?
346. How do we couple environmental sustainability with social and economic sustainability?
347. How is environmental change affecting people's long-term capabilities to thrive as a species?
348. How can human civilization withstand threats to it's longevity or existence?
349. What are feedbacks between human impacts and natural system change?
350. What is the expected future of human civilization and life on Earth?
351. What is interdisciplinarity?
352. How many syllabus or curriculum at the undergraduate level include CHANS?
353. Moving beyond the case study in the governance of CHANS

354. how human per capita population growth rates will change, spatial distribution of change
355. understanding the impact of degradation in upstream parts of river systems on ecosystem services delivery
356. How do these systems grow and change over very long time-spans?
357. If not, can we identify the reasons for difference either across type or across scale?
358. ecology justice and adaptive capacity : how to manage impacts?
359. How local biophysical changes from human interventions influence regional and global biophysical processes - especially with respect to water?
360. How can the existing knowledge of human behavior within multiple social science disciplines serve in answering Q1?
361. Scalar questions - how to link ecological processes, policies, management at multiple scales
362. What can data science increase analysis, (feedback), and response to CHANS processes?
363. How to sample annual systems within long term studies.
364. The scale at which humans are most capable of sustainable interaction with the natural world?
365. how human consumption patterns will change in coming decades
366. How to properly address and study "the interaction term" between human and natural components of CHANS?
367. when communities have never paid for ecosystem services how to get communities to start contributing especially in a context such as India where enforcement is very weak?
368. How to mitigate and adapt to climate change.
369. How to understand context-dependency and place as a driving force
370. How variability in the environment can be understood as an asset in both natural and human systems.
371. Which policy interventions can succeed in altering/maintaining the outcomes noted in previous question?
372. How decision making is coupled across scales
373. Transforming (or retrofitting) existing socio-political systems/institutions that serve as barriers to change (e.g. It seems logical to put a solar panel on every rooftop in the southwestern U.S. and avoid destroying thousands of acres of wildlife habitat yet we haven't seen that happen yet due to political and economic reasons))
374. Is governance up to the task of managing global change
375. Evaluating biodiversity for human needs
376. innovative approaches for promoting adaptation to climate change
377. the interactions among ecosystems and human health, especially in urbanizing areas
378. More equitable distribution of benefits & burdens of Global Change processes
379. generating political ecology/economy methods that incorporate history, asymmetrical power and access
380. Developing tools to measure various ecological services with economic currencies.
381. How about the social culture of community has been applied on managing the natural resources?
382. Feedbacks between system dynamics and human decision making/management

383. Natural resource management policies that equally weight social and ecological priorities and outcomes.
384. Social inequality, including between countries, and its role in human-natural system dysfunction
385. Addressing the issues of poverty and sustainable livelihoods on environmental degradation
386. The ability of humans to adapt to a more ecocentric behavior and lifestyle?
387. Political and social development decisions and their impacts on natural systems
388. Including human health issues that are generated by the intersection of human and natural systems
389. Managing perspective: Empowering community-based decisions that satisfy as many stakeholders as possible
390. The biggest question is likely the interrelationship of food use and production - energy use and production - and climate change
391. The relationships of settlement types to ecosystem types
392. How can these be integrated to better inform each other to make wise use decisions?
393. Effects of telecoupling or teleconnections between global markets and local SES
394. Links between environment and livelihoods to alleviate poverty.
395. how to properly situate chans research in an institutional/political context
396. We need to better understand feedbacks between human decision-making and the natural resources/environmental factors that these societies depend on.
397. Global market impacts on ecosystems and their management
398. Better understanding the multi-scalar nature of CHANS, particularly the affect of mismatch between social (i.e. governance) and the ecological, as well as the signals that are affecting larger and smaller scales
399. Integrating technological advances to manage and mitigate environmental change.
400. Anticipating and adapting to new and novel conditions in response to climate change and demographic pressures
401. How to integrate across spatial and temporal scales
402. Understanding coupling at the micro social scale and the relationship, if there is one at the macro-scale
403. Peaceful means of sharing declining resources
404. social and cultural impacts - and changes in them - on system interaction
405. understanding the relationship between ecological change and behavioral change
406. use of past systems behavior as a predictor for future systems behaviors
407. Modeling human behavior & decision-making
408. The 'big equation' is that relating the size and growth of human populations (demography) to resources (ecology and economics) to conservation of species (many fields) - we need more questions focus on this big relationship
409. Population dynamics in ecosystems with heavy human usages
410. Improved (primary) education on CHANS complexity and ways to live with it
411. decision making under uncertainty
412. socio-ecological resilience and its implications for environmental, economic, social trade-offs
413. Moving from individual change to collective action

414. Human influence on the biogeochemical cycling of toxic trace elements within Earth's System
415. Quantifying the spatio-temporal interactions among human and natural systems
416. Change in human-natural systems relationships across scales.
417. better foundation of decision making linking neurological-behavioral-sociological perspectives
418. Multi-scalar dynamics of resilience and tipping points of SES
419. Arriving at a steady-state economy
420. Best impact: cost ratio uses for government incentive programs to foster improved management
421. GMO safety, confinement, and ecological impact
422. Water. All aspects of security, scarcity, vulnerability and management.
423. Relationships between ecosystem services and function in human dominated systems.
424. Understanding of uncertainty in climate systems and the ways that it translates to decision making on risk for human and natural systems
425. role of ideology in understanding system change
426. Perception of Environmental Change and Response to it
427. Redefining and/or re-understanding "economic growth", green accounting is a start towards this but not enough
428. Changing human behavior to promote ecosystem health
429. How to better represent social systems and processes in CHANS models
430. Anticipatory reflection about systems change across diverse time scales with management in a shockingly narrow timescale
431. incorporating behavior, anticipating tipping points, emergent properties and regime shifts especially for ecosystem function, and social organizations
432. how human population patterns with ongoing changes in water availability
433. Shale gas energy development in interior natural areas and effects on local communities (socioeconomic)
434. Data integration across natural and social science remains a fundamental challenge
435. Moving from proxy variables and simple models of human behavior toward direct measurement
436. Changing natural/urban communities in the face of climate change and how to better prepare for expected changes.
437. Path to a post-capitalist or at least capitalism 2.0 society
438. integrating social science to understand individual and group behaviors and values and how they scale up in coupled human-natural systems
439. feedbacks between variables across systems
440. Maximize prosperity and ecosystem function
441. We need to do more experimental work where we run randomized control trials to examine how different policies can lead to better management of CHANS.
442. Human Perception Towards Natural System
443. generalization of findings from case studies
444. Understanding the vulnerability of coupled human and natural systems to climate change

445. On the human side, in my opinion there is opportunity for further investigation of how human relationships with the natural world have changed over time and could change in the future. Culture supports the idea that technologically advanced humans like to think that we are able to use technology to control the natural world enough to ensure human survival. However, climate change may show us that we are still or may again become more vulnerable to variability in nature when we have difficulty attaining targets for agricultural crop yields due to erratic climatic variation. Although it hasn't happened yet, I see this likely little injection of humility into public discourse as a potential opportunity to exploit for other benefits for ecosystem management in the future. I am currently working on a philosophical project that includes this issue.
446. how to integrate social and biophysical data (methodological)
447. The factors resulting in robustness vs. evolvability of human systems in the face of climate change
448. Impacts of climate change on major ecosystems and human interactions with them
449. Effective integration of efficient high population density communities within an urban sprawl framework (e.g. Houston)
450. Long and short term socio-economic impacts of contaminated ecosystem mitigation due to Hydraulic fracturing processes
451. defining the linkages between human and natural systems
452. how to value effectively the natural capital facing uncertainty of environmental changes.
453. reciprocal feedback effects between human and natural systems
454. defining the data needed to conduct a CHANS approach
455. Enhancing ecosystem services while reducing negative anthropogenic effects
456. Integrating models for a Global System Science that serves to both Design and technology of biological and socio-technical systems
457. role of technological change and human adaptations in managing CHN systems
458. Prediction of human responses to natural events
459. Scaling up smaller-scale analyses of managed processes in the environment to reflect policy and governance
460. We need to better identify the drivers of human decision-making regarding land use/land cover change and natural resources - only by doing that can we identify better policies for sustainable development/conservation of the environment
461. tradeoff between resolution, model fidelity, scale, and tightness of coupling
462. integrating social and ecological/biophysical data across local to global scales
463. feedbacks between evolving concepts of nature and the rapidly changing earthscape
464. We need a metalogic that allow more effective integration of aspects of the CHANS systems
465. Understanding dynamics and feedbacks between social and ecological sub-systems
466. Improved capacity for adaptation & transformation (re-organization) in a time of accelerated change
467. What self-organizing and managing parts are necessary
468. improved assessment strategies at appropriate time and space scales
469. Transferable operationalized metrics showing connections between social and ecological systems.

470. Interplay of local-global governance of SES
471. the similarities, differences and relationships between physical, biological and sociocultural evolution
472. Connectivity of wildlife habitat across the landscape
473. cumulative impacts and their cumulative effects
474. Improved medium & long term co-viability of ecological and social processes in CHANS
475. tipping points in systems
476. emergent properties in CHANS
477. If both, how can we strike the balance?
478. What is the perceived value of the cost or benefit of management of the major drivers in 1 and 2?
479. Cooperation in the Commons
480. Integrate humans in a natural world rather than treated them as 'coupled'
481. defining human well being operationally
482. low level of public concern over the environment
483. lead and lag times in system change
484. unified framework to approach the study of chans
485. How do they recognize each other at all?
486. How do they recognize each other's responses?
487. Are CHANS dynamics lawful?
488. Above questions at LOCAL/REGIONAL scales.
489. Developing a road map to accomplish the first two
490. Adaptations to a changing climate
491. Human valuation of nature
492. What is the most effective way to study them?
493. globalized transformation of ecological risk
494. above question focusing on evolving concepts of human connections to nature
495. all further questions derive from #1 above.
496. The super-complex interaction between human and nature
497. The human position and responsibility within the Ecosphere?
498. changing lifestyles
499. Analyses that cross boundaries of rural/urban domains
500. And general questions looking across scales and boundaries/edges
501. economic, ecological and social sustainability of systems providing food and water
502. economic development and climate change mitigation
503. thresholds
504. How do we find more resources so that that people are not overwhelmed?
505. It is the reason I did not proceed with the survey after clicking once before.
506. get rid of "coupled" and deal with humans as ecosystem engineers -- there is only one system.
507. complex system interactions
508. Traditional ecological knowledge
509. Adaptation to Environmental Change
510. Human Health
511. management

512. Community based ecosystem management
513. Wildlife Diseases, zoonotic and not.
514. How about the technology has been applied on managing the natural resources?
515. resilience
516. Local Biggest Never-ending Environmental Issue
517. modeling complex system dynamics
518. Scaling
519. It should have been in the end.
520. Resource Use
521. This will take me a lot more than 10 minutes to complete.
522. evaluation of quality
523. human motivations and behaviors- including human well-being
524. Urban interface with wildlife
525. profit-oriented capitalism production system
526. what are the coupled human-environmental systems? Any specific example?
527. The quantization of human activities
528. Tradeoffs
529. Climate change
530. Growth and shrinking of human population
531. Feedback from one subsystem to another
532. Approaches to sustainability
533. Careful measurements of agricultural systems
534. reducing poverty
535. Scale
536. carrying capacity of the earth
537. feedbacks
538. post-normal science
539. evaluation on impact
540. Discounting

Appendix 3: 321 questions submitted for evaluation in question evaluation survey and their mean, median, variance, and counts based on a 7-category Likert scale. An “x” indicates that the question was included in the final list of top 40 questions.

Question	Category	N	Mean	Median	Var	7s	6s	5s	4s	3s	2s	1s	0s	Top 40
How do policies influence human-nature interactions?	GOVERNANCE	25	6.36	6.00	0.57	12	11	1	1	0	0	0	0	x
How will human population patterns change with ongoing changes in availability of water?	SOCIETY & CULTURE	18	6.33	6.00	0.47	8	8	2	0	0	0	0	0	x
How will climate & other global environmental changes (e.g., water availability) affect agricultural systems in different areas of the world?	LAND USE & AGRICULTURE	24	6.29	6.00	0.65	11	10	2	1	0	0	0	0	x
How can social systems and natural life sciences be integrated to better inform each other to make wise use decisions?	GOVERNANCE	22	6.27	6.00	0.59	10	8	4	0	0	0	0	0	x
How can water management be improved to decrease scarcity, increase security, and make the system less vulnerable?	ADAPTATION & RESILIENCE	24	6.25	6.00	0.46	9	12	3	0	0	0	0	0	x
How is ecosystem resilience changing with changes in climate, land use, and land cover?	ADAPTATION & RESILIENCE	23	6.22	6.00	0.54	9	10	4	0	0	0	0	0	x
How can we control climate change with demands of increasing food production and increasing energy use?	LAND USE & AGRICULTURE	21	6.19	6.00	0.66	9	7	5	0	0	0	0	0	x
How do economic and institutional factors interact at multiple scales to influence local conditions?	GENERAL PRINCIPLES & SYSTEM DYNAMICS	21	6.19	6.00	0.76	9	8	3	1	0	0	0	0	x
How do humans increase their capacity for adaptation to global environmental change?	ADAPTATION & RESILIENCE	23	6.17	6.00	0.51	8	11	4	0	0	0	0	0	x
How can we ensure that inter-disciplinary projects that include non-academic stakeholders become the norm rather than the exception (especially in sustainability science)?	EDUCATION & SCIENCE COMMUNICATION	20	6.15	6.00	0.77	9	5	6	0	0	0	0	0	x
What other global environmental change besides climate change pose threats to sustainability?	SUSTAINABILITY & DEVELOPMENT	21	6.14	6.00	1.13	10	6	4	0	1	0	0	0	x
What are the human consequences of anthropogenic climate change, and how will those human consequences further shape coupled human and natural systems?	CLIMATE CHANGE & ENERGY	22	6.14	6.00	0.69	8	10	3	1	0	0	0	0	x
What are the environmental and social impacts and underpinnings of a sustainable and just food system?	LAND USE & AGRICULTURE	22	6.14	6.00	0.98	9	9	3	0	1	0	0	0	x

What are the linkages between ecosystem services and human well-being	CONSERVATION & ECOSYSTEM SERVICES	23	6.13	6.00	0.66	9	8	6	0	0	0	0	0	x
How can sustainable ecosystems that are resilient to change and provide ecosystem services for humans be built or managed?	CONSERVATION & ECOSYSTEM SERVICES	23	6.13	6.00	0.75	9	9	4	1	0	0	0	0	x
How is the global economy affecting land-use change at regional and finer scales, and how does this land change impact natural systems?	LAND USE & AGRICULTURE	23	6.13	6.00	0.75	7	14	1	0	1	0	0	0	x
How can we best use the reciprocal nature of CHANS systems to support resilience?	ADAPTATION & RESILIENCE	25	6.12	6.00	0.61	8	13	3	1	0	0	0	0	x
What are the social drivers at multiple scales of complex CHANS?	SOCIETY & CULTURE	18	6.11	6.00	0.81	7	7	3	1	0	0	0	0	x
How can communities adaptively (and peacefully) manage common-pool, declining resources?	GOVERNANCE	20	6.10	6.00	1.36	8	9	2	0	0	1	0	0	
How can we understand causation in complex coupled systems?	GENERAL PRINCIPLES & SYSTEM DYNAMICS	21	6.10	6.00	0.59	7	9	5	0	0	0	0	0	x
How can scientists best integrate data, methods, and research designs across multiple spatial and temporal scales?	SCALE	21	6.10	6.00	1.19	10	5	5	0	1	0	0	0	x
How can we reintegrate humans into our conceptualization and management of 'natural' systems?	SOCIETY & CULTURE	22	6.09	6.00	0.85	9	7	5	1	0	0	0	0	x
How can we measure and account for ecosystem services in decisions and connect this to policy-making agendas?	CONSERVATION & ECOSYSTEM SERVICES	23	6.09	6.00	0.45	6	13	4	0	0	0	0	0	x
What is the role of spatial scale in understanding the coupling between natural and human systems?	SCALE	26	6.08	6.00	0.47	7	14	5	0	0	0	0	0	x
What pathways of governance can work with complexity, feedbacks, and adaptive management?	GOVERNANCE	26	6.08	6.00	0.71	9	11	5	1	0	0	0	0	x
How can we design natural resource management approaches that reflect and work with biophysical variability (in time & space)?	GOVERNANCE	18	6.06	6.00	1.00	7	7	2	2	0	0	0	0	x
Under what conditions do social and ecological disturbances create positive/negative feedback and positive/negative social and ecological consequences?	GENERAL PRINCIPLES & SYSTEM DYNAMICS	18	6.06	6.00	1.47	8	7	0	2	1	0	0	0	
How can we better represent social systems and processes in CHANS models?	METHODS	19	6.05	6.00	0.39	4	12	3	0	0	0	0	0	x
How do changes in the environment feed back on individuals, groups and institutions?	GENERAL PRINCIPLES & SYSTEM DYNAMICS	19	6.05	6.00	0.72	6	9	3	1	0	0	0	0	x

How can we incorporate behavior, tipping points, emergent properties and regime shifts especially for ecosystem function and social organizations in CHANS models?	METHODS	19	6.05	6.00	1.16	8	6	4	0	1	0	0	0	x
How does uncertainty of CHANS affect human decision making?	BEHAVIOR & ECONOMICS	20	6.05	6.00	0.79	7	8	4	1	0	0	0	0	x
What characterizes sustainable land use systems and how can we transition to such systems?	LAND USE & AGRICULTURE	22	6.05	6.00	0.52	6	11	5	0	0	0	0	0	x
How do we address the complex interlinkages between rural livelihoods and natural resource use in the face of climate variability?	CLIMATE CHANGE & ENERGY	22	6.05	6.00	1.19	10	5	6	0	1	0	0	0	x
What are the drivers of human decision-making regarding land use/land cover change and natural resources?	BEHAVIOR & ECONOMICS	23	6.04	6.00	0.32	4	16	3	0	0	0	0	0	x
What characterizes and can we predict tipping points or thresholds in CHANS?	GENERAL PRINCIPLES & SYSTEM DYNAMICS	19	6.00	6.00	0.44	4	11	4	0	0	0	0	0	x
What are appropriate and effective methods to bring stakeholders together to address environmental issues?	SOCIETY & CULTURE	16	6.00	6.00	0.53	4	8	4	0	0	0	0	0	x
How can we best represent human decisions, behavior, and human-built elements of natural systems in coupled process models?	METHODS	25	6.00	6.00	0.58	6	14	4	1	0	0	0	0	x
How can resource management practices better integrate ecological resiliency and anticipate disturbance?	GOVERNANCE	24	6.00	6.00	0.61	6	13	4	1	0	0	0	0	x
How do we couple environmental sustainability with social and economic sustainability?	SUSTAINABILITY & DEVELOPMENT	19	6.00	6.00	0.67	6	7	6	0	0	0	0	0	x
How can the public be educated on the link between extreme events and long-term changes in coupled human and natural systems?	EDUCATION & SCIENCE COMMUNICATION	20	6.00	6.00	0.84	7	7	5	1	0	0	0	0	x
What alternative pathways of development are available that have a lesser impact on ecosystems and the biosphere?	SUSTAINABILITY & DEVELOPMENT	21	6.00	6.00	1.10	9	5	5	2	0	0	0	0	x
How can we design socio-ecological research that is relevant to the social communities affected by ecosystem processes?	METHODS	24	6.00	6.00	1.30	11	5	6	1	1	0	0	0	x
How do we integrate social science to understand individual and group behaviors and values and how they scale up in coupled human and natural systems?	BEHAVIOR & ECONOMICS	22	6.00	6.00	1.33	10	5	5	1	1	0	0	0	x

How does society improve medium and long term co-viability of ecological and social processes in CHANS?	SUSTAINABILITY & DEVELOPMENT	15	6.00	6.00	1.43	6	6	1	1	1	0	0	0
What effects will changing agricultural trends have on modern human diet and/or nutrition?	LAND USE & AGRICULTURE	24	5.96	6.00	0.91	7	11	5	0	1	0	0	0
What is the appropriate balance between economic development and environmental protection?	SUSTAINABILITY & DEVELOPMENT	23	5.96	6.00	0.95	8	8	5	2	0	0	0	0
How is environmental change affecting people's capacity and prospects for survival?	SOCIETY & CULTURE	22	5.95	6.00	0.81	7	8	6	1	0	0	0	0
What are the relationships between cultural values, management and natural systems?	SOCIETY & CULTURE	21	5.95	6.00	0.55	5	10	6	0	0	0	0	0
How do various types and patterns of land uses relate to patterns of biodiversity?	CONSERVATION & ECOSYSTEM SERVICES	21	5.95	6.00	1.05	6	11	2	1	1	0	0	0
What kinds of governance systems contribute to improved social and ecological outcomes?	GOVERNANCE	21	5.95	6.00	1.35	7	9	4	0	0	1	0	0
What are the perceptions of landholders/land managers of environmental issues and how do those compare to public perceptions and scientific knowledge?	SOCIETY & CULTURE	16	5.94	6.00	0.60	4	7	5	0	0	0	0	0
How do human activities alter ecological landscape processes?	LAND USE & AGRICULTURE	25	5.92	6.00	0.91	6	14	3	1	1	0	0	0
How can political constraints to sustainable management be overcome?	GOVERNANCE	23	5.91	6.00	1.08	7	10	4	1	1	0	0	0
How do we measure resilience in CHANS, and the how then do we develop predictive models of resilience?	METHODS	21	5.90	6.00	0.99	7	7	5	2	0	0	0	0
How do human responses to change alter the environment?	BEHAVIOR & ECONOMICS	18	5.89	6.00	0.81	5	7	5	1	0	0	0	0
How do social and cultural factors affect the management of CHANS?	SOCIETY & CULTURE	18	5.89	6.00	0.81	4	10	2	2	0	0	0	0
How can social systems and natural life sciences better interact to stop species loss?	CONSERVATION & ECOSYSTEM SERVICES	25	5.88	6.00	1.28	9	8	5	2	1	0	0	0
How do global environmental changes affect the dynamics of regional and local coupled systems, and how do these feed back to higher level processes?	GENERAL PRINCIPLES & SYSTEM DYNAMICS	24	5.88	6.00	0.90	6	11	6	0	1	0	0	0
How are the forces of globalization and climate change interacting?	CLIMATE CHANGE & ENERGY	22	5.86	6.00	1.27	6	11	3	0	2	0	0	0
How do CHANS interact across multiple scales?	GENERAL PRINCIPLES & SYSTEM DYNAMICS	19	5.84	6.00	0.58	4	8	7	0	0	0	0	0

How can we anticipate and adapt to novel conditions in response to climate change and demographic pressures?	ADAPTATION & RESILIENCE	19	5.84	6.00	0.70	3	12	2	2	0	0	0	0
How can conservation of natural systems provide resilience of human systems to impacts of climate change, such as extreme weather and rising sea levels?	CLIMATE CHANGE & ENERGY	25	5.84	6.00	1.72	9	9	4	1	1	1	0	0
What is the relationship between ecosystem services and function in human dominated systems?	CONSERVATION & ECOSYSTEM SERVICES	18	5.83	6.00	0.38	2	11	5	0	0	0	0	0
How can we systematically consider the tradeoffs between decisions across coupled human and natural systems?	METHODS	24	5.83	6.00	1.19	7	10	4	2	1	0	0	0
How do values influence human behavior in regards to natural systems?	BEHAVIOR & ECONOMICS	23	5.83	6.00	0.70	5	10	7	1	0	0	0	0
How do feedbacks control coupled human and natural systems?	GENERAL PRINCIPLES & SYSTEM DYNAMICS	17	5.82	6.00	0.90	4	8	3	2	0	0	0	0
How do local biophysical changes from human interventions influence regional and global biophysical processes (especially with respect to water)?	SCALE	28	5.82	6.00	1.41	9	10	6	2	0	1	0	0
How do people best adapt to climate change?	ADAPTATION & RESILIENCE	22	5.82	6.00	0.82	5	10	5	2	0	0	0	0
What is the impact of human-induced land cover change on climate?	LAND USE & AGRICULTURE	16	5.81	6.00	1.36	6	3	6	0	1	0	0	0
How do we account for and understand the role of legacy and cumulative effects in CHANS?	SCALE	21	5.81	6.00	0.56	3	12	5	1	0	0	0	0
How can climate change adaptation and mitigation be integrated?	CLIMATE CHANGE & ENERGY	21	5.81	6.00	0.66	5	7	9	0	0	0	0	0
How can the interests of people and the environment be balanced in development, particularly in developing countries which still require a lot of natural resources?	SUSTAINABILITY & DEVELOPMENT	21	5.81	6.00	1.06	6	7	7	0	1	0	0	0
How can governance systems become resilient in the face of rapidly changing social-ecological systems?	GOVERNANCE	21	5.81	6.00	1.16	6	8	5	1	1	0	0	0
What urbanization strategies best promote sustainable urban landscapes?	LAND USE & AGRICULTURE	26	5.81	6.00	1.20	7	11	6	0	2	0	0	0
What are some economical and social factors that prevent sustainable agriculture and permaculture from succeeding?	LAND USE & AGRICULTURE	20	5.80	6.00	0.59	3	11	5	1	0	0	0	0
How will spatially differential climate change impacts affect local, national and international policy responses?	CLIMATE CHANGE & ENERGY	20	5.80	6.00	1.12	7	4	7	2	0	0	0	0

How can the importance of long-term consequences be weighed into decisions on human impacts on ecosystems?	BEHAVIOR & ECONOMICS	24	5.79	6.00	0.69	6	7	11	0	0	0	0	0
What quantifiable impacts on natural systems do human activities have?	GENERAL PRINCIPLES & SYSTEM DYNAMICS	24	5.79	6.00	2.43	11	5	4	2	1	0	1	0
What are the linkages between inequality and CHANS processes?	SUSTAINABILITY & DEVELOPMENT	19	5.79	6.00	0.62	3	10	5	1	0	0	0	0
What are the feedbacks between human decision making and natural system processes?	GENERAL PRINCIPLES & SYSTEM DYNAMICS	23	5.78	6.00	0.91	5	10	7	0	1	0	0	0
How do we use past systems behavior as a predictor for future systems behaviors?	GENERAL PRINCIPLES & SYSTEM DYNAMICS	22	5.77	6.00	0.76	5	8	8	1	0	0	0	0
How can natural processes (i.e. ecosystem services) be integrated into human-dominated landscapes?	CONSERVATION & ECOSYSTEM SERVICES	22	5.77	6.00	1.23	6	9	4	2	1	0	0	0
What attitudes, dispositions, and knowledge are needed to further the transition to a just sustainability?	SUSTAINABILITY & DEVELOPMENT	22	5.77	6.00	1.33	6	8	7	0	0	1	0	0
How is decision making coupled across scales?	SCALE	26	5.77	6.00	0.82	7	7	11	1	0	0	0	0
Where do individuals obtain information about the natural environment and their impact on it, and how do they evaluate the reliability of that information?	BEHAVIOR & ECONOMICS	17	5.76	6.00	0.82	4	6	6	1	0	0	0	0
What are the feedbacks between CHANS?	GENERAL PRINCIPLES & SYSTEM DYNAMICS	21	5.76	6.00	1.29	7	6	4	4	0	0	0	0
What factors predispose CHANS to be more or less sustainable, both in absolute and in relative terms?	SUSTAINABILITY & DEVELOPMENT	25	5.76	6.00	1.27	5	14	3	2	0	1	0	0
How do individual values and governance systems interact to produce outcomes?	GOVERNANCE	16	5.75	6.00	0.73	3	7	5	1	0	0	0	0
What institutional frameworks best facilitate adaptation to environmental change and resource scarcity?	GOVERNANCE	20	5.75	6.00	1.04	5	7	7	0	1	0	0	0
How do humans best mitigate climate change?	CLIMATE CHANGE & ENERGY	26	5.73	6.00	1.24	6	11	7	1	0	1	0	0
How can we enhance ecosystem services while reducing negative anthropogenic effects?	CONSERVATION & ECOSYSTEM SERVICES	22	5.73	6.00	1.06	6	7	6	3	0	0	0	0
How do CHANS respond to external perturbations?	GENERAL PRINCIPLES & SYSTEM DYNAMICS	18	5.72	6.00	0.45	1	12	4	1	0	0	0	0
What mechanisms facilitate social learning for sustainability?	EDUCATION & SCIENCE COMMUNICATION	17	5.71	6.00	0.72	3	7	6	1	0	0	0	0
How does social organization mediate human interaction with the environment, i.e., amplify or attenuate perceptions of risk associated with environmental change?	SOCIETY & CULTURE	17	5.71	6.00	1.10	4	6	6	0	1	0	0	0

What determines how people in the role of decision-makers value the environment?	BEHAVIOR & ECONOMICS	20	5.70	6.00	1.17	6	5	6	3	0	0	0	0
How can we change the stovepipe attitudes of academia and its stovepipe training of students?	EDUCATION & SCIENCE COMMUNICATION	20	5.70	6.00	1.48	6	5	8	0	0	1	0	0
How does the spatial configuration of land use contribute to ecosystem services and sustainability?	LAND USE & AGRICULTURE	23	5.70	6.00	1.13	6	7	8	1	1	0	0	0
How do human social networks affect the way humans interact with ecological systems?	SOCIETY & CULTURE	23	5.70	6.00	1.58	7	8	4	2	2	0	0	0
What are the behavioral explanations for why people use resources one way in one place, but a different way in another place?	BEHAVIOR & ECONOMICS	26	5.69	6.00	0.70	4	12	8	2	0	0	0	0
What are the linkages between globalization processes and CHANS?	GENERAL PRINCIPLES & SYSTEM DYNAMICS	19	5.68	6.00	0.89	4	7	6	2	0	0	0	0
What are the social and economic challenges to moving forward to a low impact path of development?	SUSTAINABILITY & DEVELOPMENT	19	5.68	6.00	0.89	3	9	6	0	1	0	0	0
How can researchers improve assessment strategies at appropriate time and space scales?	SCALE	25	5.68	6.00	0.56	3	12	9	1	0	0	0	0
What steps will result in the incorporation of market externalities without causing large negative impacts on significant segments (e.g. low-income) of society?	BEHAVIOR & ECONOMICS	21	5.67	6.00	0.53	2	11	7	1	0	0	0	0
What are the interrelated and interacting human institutions that must be created (or altered) to identify and cope with different coupled-system changes?	GOVERNANCE	21	5.67	6.00	0.93	3	11	5	1	1	0	0	0
Under what conditions do people exhibit a limited or strong ability to respond to the (anticipated or observed) effects of climate change?	CLIMATE CHANGE & ENERGY	24	5.67	6.00	1.01	5	9	8	1	1	0	0	0
What is the scale at which humans are most capable of sustainable interaction with the natural world?	SCALE	21	5.67	6.00	1.63	5	9	5	0	1	1	0	0
What are the linkages between human populations and natural systems?	SOCIETY & CULTURE	29	5.66	6.00	1.95	10	8	6	2	2	1	0	0
How do CHANS dynamics and feedbacks vary across spatial and temporal scales?	SCALE	115	5.65	6.00	1.16	23	47	35	5	3	1	1	0
How can we learn about ecological boundaries before we cross them, and adjust our human systems to avoid irreparable damage?	ADAPTATION & RESILIENCE	23	5.65	6.00	2.33	9	5	4	4	0	0	1	0
How can CHANS feedbacks best be managed for both human needs and the environment's good?	GOVERNANCE	20	5.65	6.00	0.66	1	13	5	0	1	0	0	0

How can uncertainty be more effectively employed in understanding and managing coupled systems?	GOVERNANCE	20	5.65	6.00	1.50	5	8	4	1	2	0	0	0
What are ecological and socio-political consequences of land cover change?	LAND USE & AGRICULTURE	17	5.65	6.00	1.12	3	8	4	1	1	0	0	0
What new data sets should we be building to improve our modeling of human-natural system dynamics?	METHODS	17	5.65	6.00	1.49	5	5	4	2	1	0	0	0
How will human consumption patterns change in the coming decades?	SOCIETY & CULTURE	22	5.64	6.00	1.29	6	6	7	2	1	0	0	0
How does climate change affect ecosystems and biodiversity?	CLIMATE CHANGE & ENERGY	19	5.63	6.00	1.13	4	8	3	4	0	0	0	0
What areas of human systems have the greatest potential for mitigation of human impacts on natural systems?	SOCIETY & CULTURE	19	5.63	6.00	1.58	5	6	6	1	0	1	0	0
What policies improve management of CHANS?	GOVERNANCE	21	5.62	6.00	1.95	7	6	4	1	3	0	0	0
How do we better understand linkages between systems?	GENERAL PRINCIPLES & SYSTEM DYNAMICS	21	5.62	6.00	2.15	7	7	2	3	1	1	0	0
How does culture motivate or demotivate humans in protecting their natural environments?	SOCIETY & CULTURE	26	5.62	6.00	0.81	4	11	8	3	0	0	0	0
How can issues of accelerating uncertainty for future projections from coupled human and natural systems be modelled?	METHODS	18	5.61	6.00	0.60	2	8	7	1	0	0	0	0
How do we quantify the spatio-temporal interactions among human and natural systems?	SCALE	18	5.61	6.00	1.19	4	6	6	1	1	0	0	0
What are the most effective ways to communicate and/or implement interventions in CHANS?	EDUCATION & SCIENCE COMMUNICATION	18	5.61	6.00	1.55	4	8	3	1	2	0	0	0
How do we rebuild the connection between humanity and the natural environment in order to foster a protective attitude to sustainability?	SUSTAINABILITY & DEVELOPMENT	23	5.61	6.00	1.61	6	9	3	3	2	0	0	0
What are the tipping points in CHANS due to climate change?	CLIMATE CHANGE & ENERGY	23	5.61	6.00	1.70	6	8	6	1	1	1	0	0
How can cultures be transformed into more sustainable social systems?	SOCIETY & CULTURE	23	5.61	6.00	1.89	6	8	6	2	0	0	1	0
How can we design protected areas that are both biologically effective and socially just?	CONSERVATION & ECOSYSTEM SERVICES	20	5.60	6.00	1.20	5	6	5	4	0	0	0	0
What influences human behavioral change towards natural systems?	BEHAVIOR & ECONOMICS	25	5.60	6.00	1.42	6	8	8	2	0	1	0	0
What is the relationship between poverty, livelihoods and environmental degradation?	SUSTAINABILITY & DEVELOPMENT	15	5.60	6.00	1.69	3	7	3	1	0	1	0	0

How do we measure externalities and interactions in coupled human and natural systems?	METHODS	20	5.60	5.50	1.73	7	3	7	1	2	0	0	0
How does climate variability and water resource accessibility affect population growth and distribution?	CLIMATE CHANGE & ENERGY	20	5.60	6.00	2.04	7	5	4	1	3	0	0	0
How do scientists best integrate data, methods, and epistemologies from different disciplines to best understand CHANS?	METHODS	19	5.58	6.00	1.37	5	5	6	2	1	0	0	0
How do humans perceive and respond to natural systems?	BEHAVIOR & ECONOMICS	21	5.57	6.00	1.16	4	8	6	2	1	0	0	0
What drives variability in CHANS and how does variability govern system behavior?	GENERAL PRINCIPLES & SYSTEM DYNAMICS	21	5.57	6.00	1.36	4	9	5	1	2	0	0	0
How do certain political and social development decisions impact natural systems?	SUSTAINABILITY & DEVELOPMENT	14	5.57	5.50	1.49	4	3	5	1	1	0	0	0
How do we improve cooperation in the commons?	GOVERNANCE	23	5.57	6.00	1.44	5	8	7	2	0	1	0	0
How do scientists best communicate the complexity of CHANS to resource managers, policy makers, and the public?	EDUCATION & SCIENCE COMMUNICATION	23	5.57	6.00	2.08	7	6	7	1	0	2	0	0
How do we best manage complex, multi-scaled, multi-objective CHANS?	GOVERNANCE	18	5.56	5.50	0.85	3	6	7	2	0	0	0	0
Under what scenarios will drivers of urbanization and land use change promote sustainable city development?	LAND USE & AGRICULTURE	18	5.56	6.00	2.03	5	6	4	1	1	1	0	0
How do we co-produce knowledge between scientists, managers and society?	EDUCATION & SCIENCE COMMUNICATION	20	5.55	6.00	1.21	2	11	5	1	0	1	0	0
How do we convince society of the value of data to support information-driven management?	EDUCATION & SCIENCE COMMUNICATION	22	5.55	5.50	0.74	3	8	9	2	0	0	0	0
What is the plasticity (ease of change) and elasticity of major human drivers of environmental change?	ADAPTATION & RESILIENCE	22	5.55	6.00	0.83	2	11	7	1	1	0	0	0
What types of outreach measures are needed to draw the link between humans and natural systems for non science demographics?	EDUCATION & SCIENCE COMMUNICATION	22	5.55	6.00	1.02	4	8	6	4	0	0	0	0
How can we empower community-based decisions that satisfy as many stakeholders as possible?	SOCIETY & CULTURE	22	5.55	5.50	2.26	8	3	7	3	0	0	1	0
How rapidly can humans adapt to environmental change?	ADAPTATION & RESILIENCE	24	5.54	6.00	1.30	5	9	5	4	1	0	0	0
What are the right policies for achieving optimal scale of economy relative to the natural systems?	GOVERNANCE	17	5.53	6.00	1.14	2	9	3	2	1	0	0	0
What is the role of bottom-up versus top-down policy in the management of these systems?	GOVERNANCE	19	5.53	6.00	1.49	5	5	5	3	1	0	0	0

How do we mobilize individuals for collective action?	BEHAVIOR & ECONOMICS	19	5.53	6.00	1.93	4	9	2	2	1	1	0	0
How do we break through and begin discussing the role of hard/uncomfortable issues in coupled processes (e.g., privilege, racism, etc.)?	SOCIETY & CULTURE	19	5.53	6.00	2.04	3	10	4	0	1	0	1	0
Why and how do social inequalities emerge, grow, persist, and diminish, and with what consequences?	SUSTAINABILITY & DEVELOPMENT	21	5.52	6.00	0.56	1	11	7	2	0	0	0	0
How can we deal with externalities of human activities?	BEHAVIOR & ECONOMICS	23	5.52	6.00	1.44	6	6	6	4	1	0	0	0
How do we transform (or retrofit) existing socio-political systems/institutions that serve as barriers to change?	GOVERNANCE	25	5.52	6.00	2.09	4	15	1	2	2	0	1	0
How do we use technological advances to manage and mitigate environmental change	GOVERNANCE	24	5.50	6.00	0.96	2	12	8	0	2	0	0	0
How do land use and land cover change influence household and/or community vulnerability and vice versa, especially in marginal environments?	LAND USE & AGRICULTURE	18	5.50	5.50	1.09	3	6	7	1	1	0	0	0
How and when do humans feel connected to natural systems?	SOCIETY & CULTURE	20	5.50	5.00	1.21	5	3	10	1	1	0	0	0
Can we better understand and manage the environmental impacts of the resource and waste streams through which people's needs and wants are met?	GOVERNANCE	22	5.50	6.00	1.60	4	10	4	1	3	0	0	0
How do different types of ownership of resources (public, private, commons) affect the viability of CHANS?	SOCIETY & CULTURE	24	5.50	6.00	1.83	6	8	6	0	4	0	0	0
How best can various disciplines be integrated for effective research on CHANS?	METHODS	18	5.50	6.00	2.15	5	6	3	2	1	1	0	0
How do short term actions affect the long term behavior of CHANS?	GENERAL PRINCIPLES & SYSTEM DYNAMICS	23	5.48	6.00	0.53	1	11	9	2	0	0	0	0
What explains resilience in CHANS?	ADAPTATION & RESILIENCE	23	5.48	6.00	1.26	3	11	5	2	2	0	0	0
How can we design decision-making structures to bring together groups with disparate objectives?	GOVERNANCE	23	5.48	6.00	1.62	5	7	8	1	1	1	0	0
How can we use our knowledge of 'natural' systems to understand cities?	GENERAL PRINCIPLES & SYSTEM DYNAMICS	21	5.48	5.00	0.86	3	7	8	3	0	0	0	0
How can we quantify and incorporate culturally valued resources in SES?	METHODS	21	5.48	5.00	0.96	3	7	9	1	1	0	0	0
What is the most effective way to get managers and policy makers involved in coupled systems research?	GOVERNANCE	21	5.48	5.00	1.06	4	5	10	1	1	0	0	0

How do you best value natural resources especially when there is great uncertainty regarding environmental change?	BEHAVIOR & ECONOMICS	19	5.47	5.00	0.49	1	8	9	1	0	0	0	0
How can people adapt to changing system behavior while still getting what they need from the system?	ADAPTATION & RESILIENCE	19	5.47	6.00	0.82	2	8	6	3	0	0	0	0
If both people and the environment should be considered in development, how can we strike the balance?	SUSTAINABILITY & DEVELOPMENT	19	5.47	6.00	2.49	6	6	2	2	2	1	0	0
How do we move beyond the case study in the governance of CHANS?	GOVERNANCE	26	5.46	6.00	1.38	4	11	7	1	3	0	0	0
How can we transform the human dimension to be more aware of its integration and dependence on natural systems?	SUSTAINABILITY & DEVELOPMENT	26	5.46	6.00	2.34	7	8	6	3	0	1	1	0
How do natural resource institutions influence the adaptive capacity of coupled systems?	ADAPTATION & RESILIENCE	22	5.45	6.00	1.21	2	11	6	2	0	1	0	0
How do we truly incorporate iterative process into our decision making process?	GOVERNANCE	20	5.45	6.00	1.52	4	7	5	2	2	0	0	0
			5.79										
What is and what explains the variability in coupling between human and natural systems?	GENERAL PRINCIPLES & SYSTEM DYNAMICS	18	5.44	6.00	1.56	3	7	5	2	0	1	0	0
How can we anticipate system change in a very narrow management time frame?	GOVERNANCE	23	5.43	6.00	0.53	0	13	7	3	0	0	0	0
How do we scale up smaller-scale analyses of managed processes in the environment to reflect policy and governance?	SCALE	23	5.43	5.00	0.62	2	8	11	2	0	0	0	0
How does scientific information--e.g., predictions, risk assessments, response plans, or scientific study in general--influence people, organizations, and societies in their approach to coupled or potentially coupled human and natural systems?	SOCIETY & CULTURE	23	5.43	6.00	1.17	2	11	7	2	0	1	0	0
How does human learning at the individual and group level affect the interaction of coupled human and natural systems?	BEHAVIOR & ECONOMICS	23	5.43	6.00	1.53	4	9	5	4	0	1	0	0
What are the key sets of internal system feedback connections, that are most likely to trigger system change, or be affected by external changes?	GENERAL PRINCIPLES & SYSTEM DYNAMICS	23	5.43	6.00	1.53	3	9	9	1	0	0	1	0
How can we develop CHANS theory?	GENERAL PRINCIPLES & SYSTEM DYNAMICS	23	5.43	6.00	1.98	5	8	6	2	0	2	0	0

How can coupled-system complexity be reconciled with societal need for a degree of clarity and predictability, and how does this need vary at different social/ecological scales?	GENERAL PRINCIPLES & SYSTEM DYNAMICS	21	5.43	6.00	1.16	3	8	6	3	1	0	0	0
How will the benefits provided by nature and the persistence and distribution of species change in the future?	CONSERVATION & ECOSYSTEM SERVICES	26	5.42	6.00	1.37	3	12	7	2	1	1	0	0
What are the long and short term socio-economic impacts of contaminated ecosystem mitigation due to Hydraulic fracturing processes?	CLIMATE CHANGE & ENERGY	19	5.42	5.00	1.04	4	3	9	3	0	0	0	0
How do human interactions with an ecosystem circulate through ecological networks?	GENERAL PRINCIPLES & SYSTEM DYNAMICS	24	5.42	6.00	2.60	7	7	5	1	3	0	1	0
How can CHANS methods be developed beyond integrative modeling?	METHODS	22	5.41	5.50	0.92	2	9	8	2	1	0	0	0
What are the mechanisms and circumstances that create the conditions appropriate for successful collective action?	GOVERNANCE	22	5.41	6.00	1.40	3	9	6	3	0	1	0	0
What essential 'rules' are most important to understand in various complex adaptive systems that are being managed?	ADAPTATION & RESILIENCE	22	5.41	5.00	1.68	4	6	10	1	0	0	1	0
How can we link landscape ecology and life cycle assessment to promote sustainable landscapes?	LAND USE & AGRICULTURE	22	5.41	6.00	1.78	5	7	4	5	0	1	0	0
How does upstream degradation affect downriver ecosystem service delivery?	CONSERVATION & ECOSYSTEM SERVICES	20	5.40	5.00	0.88	2	7	9	1	1	0	0	0
How can we employ an ecosystem services approach to management from the local to global scale?	CONSERVATION & ECOSYSTEM SERVICES	25	5.40	6.00	1.58	4	10	6	3	1	1	0	0
How are the clear facts of coupled human and natural systems obscured in policy, in management, and in Western cultural orientations?	SOCIETY & CULTURE	15	5.40	6.00	1.83	1	10	1	1	1	1	0	0
What issues need to be investigated from the prism of CHANS?	METHODS	15	5.40	5.00	1.83	4	3	5	1	2	0	0	0
How do we improve connectivity of wildlife habitat across a landscape?	CONSERVATION & ECOSYSTEM SERVICES	23	5.39	5.00	0.79	2	8	11	1	1	0	0	0
Which modeling tools and what scales are suitable for understanding and forecasting land use change in developing regions?	LAND USE & AGRICULTURE	18	5.39	5.50	1.08	2	7	6	2	1	0	0	0
What has been gained from knowledge of coupled human and natural systems, and what more can be gained?	EDUCATION & SCIENCE COMMUNICATION	24	5.38	6.00	2.07	6	7	5	3	2	1	0	0

How do we improve primary education on the complexity of CHANS?	EDUCATION & SCIENCE COMMUNICATION	19	5.37	6.00	1.80	4	6	4	4	0	1	0	0
What are the best methods for the study of CHANS?	METHODS	22	5.36	6.00	1.10	2	10	5	4	1	0	0	0
What factors positively contribute to reducing the impact of the global market system that erodes resilience of social-ecological systems?	ADAPTATION & RESILIENCE	22	5.36	5.00	1.58	4	6	9	1	1	1	0	0
How sustainable are our current industrial food systems?	LAND USE & AGRICULTURE	25	5.36	6.00	2.24	5	9	6	3	0	1	1	0
How do power dynamics and differentials within social systems affect CHANS dynamics?	SOCIETY & CULTURE	14	5.36	5.50	1.02	1	6	5	1	1	0	0	0
What can we know about the behaviour of systems to new human and physical perturbations?	GENERAL PRINCIPLES & SYSTEM DYNAMICS	17	5.35	5.00	1.24	3	5	4	5	0	0	0	0
What is the role of technology and human adaptation in managing CHANS systems?	SOCIETY & CULTURE	20	5.35	5.00	0.56	1	7	10	2	0	0	0	0
What is the role of CHANS researchers in the policy debates that are generated as a function of the community's research?	EDUCATION & SCIENCE COMMUNICATION	20	5.35	6.00	1.71	3	8	5	2	1	1	0	0
What are the relationships among environment, population dynamics, settlement structure, and human mobility?	SOCIETY & CULTURE	23	5.35	5.00	0.51	1	8	12	2	0	0	0	0
How much mechanistic knowledge is needed of coupled systems dynamics in order to predict likely responses?	GENERAL PRINCIPLES & SYSTEM DYNAMICS	23	5.35	5.00	2.42	6	5	8	2	0	1	1	0
How do we find more resources for research and management?	GOVERNANCE	18	5.33	5.00	0.71	1	7	7	3	0	0	0	0
How can we explore the question of networks between and within CHANS?	METHODS	21	5.33	6.00	1.63	3	8	6	2	1	1	0	0
How do CHANS evolve?	GENERAL PRINCIPLES & SYSTEM DYNAMICS	21	5.33	5.00	1.63	4	6	7	1	3	0	0	0
How can we best model complex, multi-scale, multi-actor CHANS ?	METHODS	25	5.32	6.00	1.31	2	11	8	2	1	1	0	0
How can income streams be linked to various ecosystem services so that better environmental outcomes can be realized?	CONSERVATION & ECOSYSTEM SERVICES	25	5.32	5.00	1.73	5	6	10	1	2	1	0	0
Can researchers develop transferable operationalized metrics showing connections between social and ecological systems?	GENERAL PRINCIPLES & SYSTEM DYNAMICS	22	5.32	6.00	1.66	3	9	5	3	1	1	0	0
How should we evaluate biodiversity for human needs?	CONSERVATION & ECOSYSTEM SERVICES	19	5.32	5.00	0.56	0	9	7	3	0	0	0	0

How do we ensure regulations are flexible and practical while also ensuring environmental safety?	GOVERNANCE	19	5.32	5.00	1.45	3	6	6	2	2	0	0	0
What are the perceived and real tradeoffs in valuing specific ecosystem services (for society, environment,...)?	CONSERVATION & ECOSYSTEM SERVICES	19	5.32	6.00	1.56	3	7	4	3	2	0	0	0
How do we understand context-dependency and place as a driving force?	GENERAL PRINCIPLES & SYSTEM DYNAMICS	19	5.32	5.00	1.89	4	5	6	2	1	1	0	0
How can management planners use basic science most effectively?	GOVERNANCE	19	5.32	6.00	2.01	2	9	5	1	1	0	1	0
How will human per capita population growth rates change and what will be the spatial distribution of that change?	SOCIETY & CULTURE	16	5.31	5.00	2.36	5	2	5	2	1	1	0	0
What are the most effective ways to model human behavior and decision making?	BEHAVIOR & ECONOMICS	16	5.31	6.00	3.43	4	5	5	0	0	0	2	0
How can we effectively leverage rich place-based studies and "big data" to create more comprehensive knowledge?	METHODS	23	5.30	6.00	3.04	6	7	6	0	1	2	1	0
Which system elements function as underlying, persisting, slow variables vs. fast variables?	GENERAL PRINCIPLES & SYSTEM DYNAMICS	20	5.30	5.00	0.54	1	6	11	2	0	0	0	0
How can we accurately measure human response to a CHANS project?	METHODS	21	5.29	5.00	0.81	2	5	12	1	1	0	0	0
To what extent is our understanding of hierarchies in CHANS an accurate reflection of what is occurring, and what are alternate explanations?	SCALE	21	5.29	6.00	1.21	2	9	4	5	1	0	0	0
How have human relationships with nature changed over time and how will they change in the future?	SOCIETY & CULTURE	28	5.29	6.00	1.84	5	10	5	5	2	1	0	0
How do we operationalize a measure of human well-being?	METHODS	21	5.29	5.00	2.41	6	4	6	1	3	1	0	0
What is the perceived value of the cost or benefit of management of climate change and land use change?	BEHAVIOR & ECONOMICS	25	5.28	5.00	0.46	0	10	12	3	0	0	0	0
How can scientific results in climate be used to address CHANS research?	CLIMATE CHANGE & ENERGY	18	5.28	5.50	0.80	0	9	6	2	1	0	0	0
What are the constants in socio-ecological perception and values across race, culture, and economic status?	SOCIETY & CULTURE	22	5.27	5.00	0.78	1	8	10	2	1	0	0	0
How can connections to nature of a global urbanizing population be strengthened?	SOCIETY & CULTURE	19	5.26	5.00	1.54	3	5	8	0	3	0	0	0
What is the human influence on the biogeochemical cycling of toxic trace elements within Earth's System?	GENERAL PRINCIPLES & SYSTEM DYNAMICS	23	5.26	6.00	1.11	1	11	6	3	2	0	0	0

What are the costs and benefits of channeling human and fiscal resources to coupled systems research vs fundamental disciplinary research?	METHODS	23	5.26	5.00	1.66	4	7	6	3	3	0	0	0
How can human incentives be better aligned with their spatially and temporally removed impacts?	BEHAVIOR & ECONOMICS	20	5.25	5.00	1.14	2	6	9	1	2	0	0	0
Are existing governance structures, policies and service delivering mechanisms effective in addressing marginal places and persons in urban areas, especially in developing economies?	GOVERNANCE	24	5.25	5.50	1.59	3	9	6	4	1	1	0	0
How does one promote human awareness of the CHANS basis for human livelihoods?	CONSERVATION & ECOSYSTEM SERVICES	20	5.25	5.50	1.78	3	7	5	3	1	1	0	0
How do we move from proxy variables and simple models of human behavior toward direct measurement?	BEHAVIOR & ECONOMICS	24	5.25	5.00	2.37	5	6	9	1	1	1	1	0
How can forest disappearance due to the expansion of industrial agriculture and urbanization be stopped?	LAND USE & AGRICULTURE	25	5.24	6.00	1.77	4	9	4	6	1	1	0	0
How do we recognize teleconnections and represent them in CHANS models?	METHODS	17	5.24	5.00	1.19	2	5	6	3	1	0	0	0
How can knowledge of CHANS be co-produced among various stakeholders for learning and action?	SOCIETY & CULTURE	17	5.24	5.00	2.32	5	3	3	3	3	0	0	0
How can society better control the spread of invasive species that endanger agricultural and native ecosystems?	CONSERVATION & ECOSYSTEM SERVICES	26	5.23	5.50	0.98	0	13	9	1	3	0	0	0
How can the ever-increasing natural resource needs of communities be balanced with the needs of wildlife?	CONSERVATION & ECOSYSTEM SERVICES	22	5.23	5.50	2.18	4	7	5	4	1	0	1	0
How do telecouplings shape socioeconomic and environmental sustainability across local to global levels?	GENERAL PRINCIPLES & SYSTEM DYNAMICS	18	5.22	5.00	1.24	2	5	8	1	2	0	0	0
Do people respond to predictive indicators of environmental stress?	BEHAVIOR & ECONOMICS	25	5.20	5.00	0.58	1	7	13	4	0	0	0	0
How do we integrate humans into the natural world rather than treat them as 'coupled'?	SOCIETY & CULTURE	20	5.20	5.50	2.48	4	6	5	2	2	0	1	0
Under what livelihood and environmental conditions do we see an alleviation of poverty?	SUSTAINABILITY & DEVELOPMENT	20	5.20	5.00	2.48	5	4	6	2	1	2	0	0
Do humans respond similarly to general classes of ecological processes (e.g. linear, non-linear, slow, fast, threshold) despite local context (ecological, political, socio-economic)? Are there general CHANS principles?	BEHAVIOR & ECONOMICS	116	5.19	5.00	1.89	21	32	30	21	6	5	1	0

How can research inform the urban sustainability community to foster the creation of resilient cities?	EDUCATION & SCIENCE COMMUNICATION	22	5.18	5.50	1.49	1	10	7	1	2	1	0	0
Are there general CHANS principles that tend to produce similar human adaptation processes for a variety of global change drivers (e.g., climate change, globalization) despite local context?	ADAPTATION & RESILIENCE	17	5.18	5.00	1.65	1	6	8	1	0	0	1	0
How can the monetary system and the economy be transformed, so that they don't require growth to avoid collapse, and don't continually concentrate wealth and power in few hands?	SUSTAINABILITY & DEVELOPMENT	23	5.17	6.00	3.15	5	8	4	2	2	0	2	0
How can we rescue natural systems in socially depressed areas of big cities in Latin America as a tool for human development?	SUSTAINABILITY & DEVELOPMENT	20	5.15	5.00	1.19	1	8	6	3	2	0	0	0
How much has economic valuation of natural resources helped in protecting natural systems from destruction and over-exploitation?	BEHAVIOR & ECONOMICS	21	5.14	5.00	1.93	2	8	7	1	1	2	0	0
How do different socio-cultural contexts affect CHANS research itself, for example, when CHANS research is applied internationally?	SOCIETY & CULTURE	22	5.14	5.00	2.03	3	6	9	1	2	0	1	0
How can the existing knowledge of human behavior within multiple social science disciplines serve in answering whether lab or field based models can help us better understand as well as predict how human decisions influence physical systems and vice versa?	METHODS	24	5.13	5.00	1.51	4	5	7	6	2	0	0	0
What tools can measure various ecological services with economic currencies?	CONSERVATION & ECOSYSTEM SERVICES	25	5.12	5.00	1.44	3	7	8	4	3	0	0	0
How much of human action, and the ways that humans couple with natural systems, stems from intrinsic (e.g., preferences and values) vs. extrinsic factors?	BEHAVIOR & ECONOMICS	26	5.12	5.50	2.11	2	11	8	1	2	1	1	0
How do we create a translational research framework for managing human ecosystems?	METHODS	26	5.12	5.00	2.35	5	7	6	4	3	0	1	0
How has culture been integrated to improve community based natural resource management?	SOCIETY & CULTURE	18	5.11	5.00	1.28	2	3	10	2	0	1	0	0
How do telecouplings (i.e., socioeconomic and environmental interactions among CHANS over distances) evolve?	GENERAL PRINCIPLES & SYSTEM DYNAMICS	19	5.11	5.00	1.10	1	6	8	2	2	0	0	0
Is governance up to the task of managing global change?	GOVERNANCE	19	5.11	5.00	2.77	5	3	5	3	2	0	1	0

How can an environmentally sustainable energy system be constructed within existing institutional frameworks?	CLIMATE CHANGE & ENERGY	20	5.10	5.00	0.62	0	6	11	2	1	0	0	0
Are their common dynamics and couplings across all CHANS at all scales?	GENERAL PRINCIPLES & SYSTEM DYNAMICS	20	5.10	5.00	2.52	4	5	6	1	2	2	0	0
What are the economic trade-offs in multiple-use management of natural resources?	BEHAVIOR & ECONOMICS	21	5.10	5.00	0.59	0	6	12	2	1	0	0	0
What are the similarities, differences and relationships between physical, biological and sociocultural evolution?	GENERAL PRINCIPLES & SYSTEM DYNAMICS	21	5.10	5.00	2.09	2	7	8	2	0	1	1	0
What is the role of ideology in understanding system change?	SOCIETY & CULTURE	22	5.09	5.00	1.42	1	8	9	1	2	1	0	0
What are the linkages between local-global governance of social-ecological systems?	GOVERNANCE	22	5.09	5.00	2.18	3	7	7	1	2	2	0	0
What are the tradeoffs between resolution, model fidelity, scale, and tightness of coupling?	METHODS	23	5.09	5.00	1.36	2	6	10	3	1	1	0	0
What role should citizen stakeholders play in CHANS research?	METHODS	17	5.06	5.00	1.93	2	5	6	1	2	1	0	0
How do CHANS researchers determine the most appropriate system boundaries for CHANS for effective research and management?	SCALE	19	5.05	5.00	1.39	0	9	6	0	4	0	0	0
What are the emergent properties in CHANS?	GENERAL PRINCIPLES & SYSTEM DYNAMICS	19	5.05	5.00	1.50	2	4	9	2	1	1	0	0
How can analysis of currently employed measures of human-environment interactions be effectively used, or improved, to improve observations or change?	METHODS	20	5.05	5.50	1.52	0	10	5	2	2	1	0	0
What is the extent of the existence of a resources curse in areas with abundant natural resources but high rates of poverty?	SUSTAINABILITY & DEVELOPMENT	21	5.05	5.00	1.35	2	6	6	5	2	0	0	0
How should we manage the impacts of improved adaptive capacity and ecological justice?	GOVERNANCE	22	5.05	6.00	2.52	2	10	4	2	2	1	1	0
How do we move beyond ecosystem services to re-conceptualize CHANS linkages?	CONSERVATION & ECOSYSTEM SERVICES	22	5.05	5.00	2.90	6	2	8	2	2	1	1	0
How can we effectively identify both the relevant human and nonhuman actors within systems?	GENERAL PRINCIPLES & SYSTEM DYNAMICS	25	5.04	5.00	2.04	3	8	7	3	2	2	0	0
Why do people ignore what is in their best interest even when they know that it is in their best interest?	BEHAVIOR & ECONOMICS	21	5.00	5.00	1.30	1	6	9	3	1	1	0	0
Can researchers Integrate models for a Global System Science that serves to both design and	METHODS	26	5.00	5.00	1.36	2	7	9	6	1	1	0	0

create technology for biological and socio-technical systems?														
How do we integrate efficient high population density communities within an urban sprawl framework?	LAND USE & AGRICULTURE	20	5.00	5.00	1.37	1	7	6	3	3	0	0	0	
How can we protect the glaciers, highlands and the local population from opencast mining?	CLIMATE CHANGE & ENERGY	24	5.00	5.00	1.57	2	7	8	4	2	1	0	0	
How can we build science/arts conjoined programs in the public school system with limited budgets?	EDUCATION & SCIENCE COMMUNICATION	21	5.00	5.00	1.60	3	4	7	4	3	0	0	0	
How can science (ecology) embrace novel ecosystems?	CONSERVATION & ECOSYSTEM SERVICES	17	5.00	5.00	1.63	1	6	5	3	1	1	0	0	
To what extent should resarch design and management be different to best address CHANS issues?	METHODS	22	4.95	5.00	1.57	2	5	9	3	2	1	0	0	
How should CHANS be situated in an institutional/political context?	GOVERNANCE	19	4.95	5.00	1.16	1	5	7	4	2	0	0	0	
What are the population dynamics in ecosystems that are heavily impacted by humans?	CONSERVATION & ECOSYSTEM SERVICES	19	4.95	5.00	2.39	2	6	6	2	0	3	0	0	
How can trade-offs among ecosystem services be quantitatively assessed to optimize ecosystem functioning and human livelihoods?	CONSERVATION & ECOSYSTEM SERVICES	18	4.94	5.00	2.41	2	6	5	1	2	2	0	0	
What are the socioeconomic effects on local communities of shale gas energy development in interior natural areas?	CLIMATE CHANGE & ENERGY	24	4.92	5.00	1.56	2	6	8	5	2	1	0	0	
What factors enable motivated people to govern social-ecological systems effectively?	GOVERNANCE	22	4.91	5.00	1.52	1	8	5	4	4	0	0	0	
How do we reform global governance (UN work) so that scientists and research carries the day?	GOVERNANCE	22	4.91	5.00	2.37	3	7	4	2	5	1	0	0	
What factors of the human system affect the environmental system?	GENERAL PRINCIPLES & SYSTEM DYNAMICS	20	4.90	6.00	4.52	5	7	1	1	2	2	2	0	
How are sustainability and peace linked? Can conservation and other sustainability efforts, as well as CHANS research help promote peace or conflict resolution?	SUSTAINABILITY & DEVELOPMENT	19	4.89	5.00	2.32	2	4	9	1	1	1	1	0	
Can the public trust doctrine offer a framework for delivering better social and ecological outcomes?	GOVERNANCE	26	4.88	5.00	2.51	3	7	8	4	2	0	2	0	
How do researchers evaluate the data needs of a CHANS approach in inquiry?	METHODS	25	4.88	5.00	2.28	2	9	5	5	2	1	1	0	

Can we generate political ecology/economy methods that incorporate history, asymmetrical power, and access?	METHODS	19	4.84	5.00	2.25	3	4	5	1	6	0	0	0
How can we effectively treat technological-infrastructure systems within a CHANS framework?	METHODS	24	4.83	5.00	1.36	1	6	9	5	2	1	0	0
How can recent innovations in data science (i.e. storage, access, processing power) be used to understand CHANS?	METHODS	24	4.83	5.00	1.45	1	7	7	6	2	1	0	0
How do we evaluate models of environmental change in a no-analogue earth system state?	METHODS	21	4.81	5.00	0.76	0	5	8	7	1	0	0	0
What are the points at which ceding decision making about highly technical matters to a professional elite break down?	GOVERNANCE	26	4.81	5.00	1.92	0	10	8	5	0	2	1	0
How do we achieve a steady state economy?	SUSTAINABILITY & DEVELOPMENT	20	4.80	5.00	1.96	1	5	8	4	0	1	1	0
How can we best use incentives to manage CHANS?	BEHAVIOR & ECONOMICS	25	4.80	5.00	2.50	1	10	6	3	3	0	2	0
What self-organizing and managing parts are necessary in CHANS?	ADAPTATION & RESILIENCE	24	4.79	5.00	1.30	1	6	7	8	1	1	0	0
What types of education and skills are needed by CHANS scientists?	EDUCATION & SCIENCE COMMUNICATION	19	4.79	5.00	2.51	1	7	5	2	2	1	1	0
Are CHANS dynamics lawful (i.e. universal)?	GENERAL PRINCIPLES & SYSTEM DYNAMICS	23	4.78	5.00	3.00	3	6	6	4	1	1	2	0
What is the best way to sample annual systems with long-term studies?	SCALE	18	4.78	5.00	1.12	1	3	7	5	2	0	0	0
How many syllabi or curricula at the undergraduate level include CHANS?	EDUCATION & SCIENCE COMMUNICATION	18	4.72	5.00	1.15	0	3	11	1	2	1	0	0
What is the best way to get communities to pay for ecosystem services with little history of doing so and where enforcement is weak?	CONSERVATION & ECOSYSTEM SERVICES	19	4.68	5.00	1.01	0	3	10	4	1	1	0	0
To what extent might we develop a "global culture" of understanding and managing of CHANS?	EDUCATION & SCIENCE COMMUNICATION	18	4.67	4.00	3.41	5	1	2	6	2	1	1	0
How can non-traditional ontologies and epistemologies be used to understand and manage CHANS?	GOVERNANCE	20	4.65	4.50	1.92	2	3	5	8	1	0	1	0
What are the feedbacks among sending, receiving, and spillover systems in the telecoupled world?	GENERAL PRINCIPLES & SYSTEM DYNAMICS	28	4.64	5.00	1.65	2	4	11	6	3	2	0	0
How do we account for spatial autocorrelation and distance relationships in these systems?	SCALE	22	4.64	5.00	1.58	0	6	9	1	5	1	0	0

How can we use our knowledge of cities - the ultimate CHANS - to understand and manage other coupled systems?	GENERAL PRINCIPLES & SYSTEM DYNAMICS	19	4.63	5.00	1.25	0	4	8	4	2	1	0	0
How can we "unresilience" bad system dynamics while enhancing "good" dynamics?	ADAPTATION & RESILIENCE	19	4.63	5.00	1.80	1	4	7	2	4	1	0	0
How can we deal with issues of discounting?	BEHAVIOR & ECONOMICS	21	4.62	4.00	2.25	3	4	3	4	7	0	0	0
Is a good life predicated on negative environmental footprints?	SUSTAINABILITY & DEVELOPMENT	18	4.61	5.00	2.13	1	5	5	1	5	1	0	0
What types of science has a real influence on management?	GOVERNANCE	18	4.61	5.00	4.13	3	5	2	4	1	0	3	0
How do we effectively link mechanistic and agent-based models in simulating CHANS?	METHODS	21	4.57	5.00	1.26	0	4	9	4	3	1	0	0
Would the mushrooming of sustainability programs at the graduate level produce the critical mass of people who appreciate coupled human and natural systems?	EDUCATION & SCIENCE COMMUNICATION	22	4.55	5.00	1.59	0	5	8	6	0	3	0	0
How persistent is youth education (into adulthood) and how effective is 'spillover' to parents?	EDUCATION & SCIENCE COMMUNICATION	24	4.54	5.00	1.30	1	2	11	7	1	2	0	0
What is the relationship of settlement type to ecosystem type?	SOCIETY & CULTURE	19	4.53	5.00	3.26	2	4	7	0	2	3	1	0
What are the linkages between evolving concepts of nature and the changing earthscape?	GENERAL PRINCIPLES & SYSTEM DYNAMICS	18	4.50	5.00	2.50	1	2	10	1	2	0	2	0
What is the degree of the success of urban biodiversity conservation in major cities of the world?	CONSERVATION & ECOSYSTEM SERVICES	22	4.45	4.50	2.16	2	4	5	3	7	1	0	0
How do the self-organizing processes of CHANS recognize each other?	GENERAL PRINCIPLES & SYSTEM DYNAMICS	21	4.43	5.00	1.86	1	2	9	5	2	1	1	0
What is the most appropriate scale at which to study CHANS?	SCALE	25	4.36	5.00	2.82	2	5	6	4	5	1	2	0
Under what sorts of circumstances does land sharing as opposed to land sparing occur?	LAND USE & AGRICULTURE	19	4.26	4.00	1.65	0	3	5	8	1	1	1	0
Are GMOs safe for the environment and can GMOs be contained to minimize ecological impact?	LAND USE & AGRICULTURE	24	4.17	5.00	2.84	2	2	9	2	5	2	2	0
What products and outcomes are most useful and relevant in this era of wicked problems and post-normal science?	EDUCATION & SCIENCE COMMUNICATION	19	4.05	4.00	2.27	0	3	5	6	2	1	2	0
What are the neurological explanations for behavior in CHANS?	BEHAVIOR & ECONOMICS	22	4.00	4.00	2.00	0	4	5	3	8	1	1	0
Do network-based hydrologic CHANS behave in fundamentally different ways from patchwork-based terrestrial CHANS?	LAND USE & AGRICULTURE	20	3.75	4.00	1.67	0	1	5	7	3	3	1	0

Appendix 4: Question evaluation survey and consent document.

Intro 1 - Survey Information

Thank you for agreeing to complete the survey below.

In an effort to to elevate awareness of Coupled Human and Natural Systems (CHANS) research and prioritize future scientific efforts for CHANS research, we asked CHANS-Net members in a previous survey: "What are the transformative questions to address in order to have the biggest impact on understanding and managing coupled human and natural systems?"

The following 20 questions were randomly selected from the questions received from CHANS-Net members. For each question listed, please indicate how important you think the question is to advancing understanding and management of coupled human and natural systems (CHANS). This survey should take approximately 10 minutes.

Regarding privacy and confidentiality of responses, your individual responses are anonymous and will not be shared with anyone else, in publications, or in presentations. Furthermore, your participation is voluntary. You may refuse to participate in certain questions or discontinue your participation at any time without consequence.

If you have concerns or questions, please contact Dr. Daniel Kramer at the Department of Fisheries and Wildlife at Michigan State University (dbk@msu.edu, +1 (517) 432-2199).

If you have questions or concerns about your role and rights as a research participant or would like to register a complaint about this study, you may contact the Michigan State University's Human Research Protection Program (517-355-2180, Fax 517-432-4503, or e-mail irb@msu.edu).

You are providing your voluntary consent to participate in this research by beginning the survey below.

Thank you again for your time and thoughtfulness.

CHANS Question Importance

How can we anticipate and adapt to novel conditions in response to climate change and demographic pressures?

Not at all Important	Very Unimportant	Somewhat Unimportant	Neither Important nor Unimportant	Somewhat Important	Very Important	Extremely Important
<input type="radio"/>	<input type="radio"/>	<input type="radio"/>	<input type="radio"/>	<input type="radio"/>	<input type="radio"/>	<input type="radio"/>

How is ecosystem resilience changing with changes in climate, land use, and land cover?

Not at all Important	Very Unimportant	Somewhat Unimportant	Neither Important nor Unimportant	Somewhat Important	Very Important	Extremely Important
<input type="radio"/>	<input type="radio"/>	<input type="radio"/>	<input type="radio"/>	<input type="radio"/>	<input type="radio"/>	<input type="radio"/>

How do people best adapt to climate change?

Not at all Important	Very Unimportant	Somewhat Unimportant	Neither Important nor Unimportant	Somewhat Important	Very Important	Extremely Important
<input type="radio"/>	<input type="radio"/>	<input type="radio"/>	<input type="radio"/>	<input type="radio"/>	<input type="radio"/>	<input type="radio"/>

What explains resilience in CHANS?

Not at all Important	Very Unimportant	Somewhat Unimportant	Neither Important nor Unimportant	Somewhat Important	Very Important	Extremely Important
<input type="radio"/>	<input type="radio"/>	<input type="radio"/>	<input type="radio"/>	<input type="radio"/>	<input type="radio"/>	<input type="radio"/>

What essential 'rules' are most important to understand in various complex adaptive systems that being managed?

Not at all Important	Very Unimportant	Somewhat Unimportant	Neither Important nor Unimportant	Somewhat Important	Very Important	Extremely Important
<input type="radio"/>	<input type="radio"/>	<input type="radio"/>	<input type="radio"/>	<input type="radio"/>	<input type="radio"/>	<input type="radio"/>

Are there general CHANS principles that tend to produce similar human adaptation processes for a variety of global change drivers (e.g., climate change, globalization) despite local context?

Neither

Not at all Important	Very Unimportant	Somewhat Unimportant	Important nor Unimportant	Somewhat Important	Very Important	Extremely Important
<input type="radio"/>	<input type="radio"/>	<input type="radio"/>	<input type="radio"/>	<input type="radio"/>	<input type="radio"/>	<input type="radio"/>

How do natural resource institutions influence the adaptive capacity of coupled systems?

Neither

Not at all Important	Very Unimportant	Somewhat Unimportant	Important nor Unimportant	Somewhat Important	Very Important	Extremely Important
<input type="radio"/>	<input type="radio"/>	<input type="radio"/>	<input type="radio"/>	<input type="radio"/>	<input type="radio"/>	<input type="radio"/>

How can we learn about ecological boundaries before we cross them, and adjust our human systems to avoid irreparable damage?

Neither

Not at all Important	Very Unimportant	Somewhat Unimportant	Important nor Unimportant	Somewhat Important	Very Important	Extremely Important
<input type="radio"/>	<input type="radio"/>	<input type="radio"/>	<input type="radio"/>	<input type="radio"/>	<input type="radio"/>	<input type="radio"/>

What self-organizing and managing parts are necessary in CHANS?

Neither

Not at all Important	Very Unimportant	Somewhat Unimportant	Important nor Unimportant	Somewhat Important	Very Important	Extremely Important
<input type="radio"/>	<input type="radio"/>	<input type="radio"/>	<input type="radio"/>	<input type="radio"/>	<input type="radio"/>	<input type="radio"/>

What factors positively contribute to reducing the impact of the global market system that erodes resilience of social-ecological systems?

Neither

Not at all Important	Very Unimportant	Somewhat Unimportant	Important nor Unimportant	Somewhat Important	Very Important	Extremely Important
<input type="radio"/>	<input type="radio"/>	<input type="radio"/>	<input type="radio"/>	<input type="radio"/>	<input type="radio"/>	<input type="radio"/>

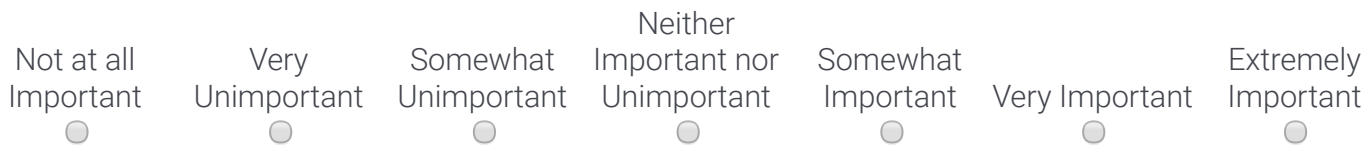
What is the plasticity (ease of change) and elasticity of major human drivers of environmental change?

Not at all Important	Very Unimportant	Somewhat Unimportant	Neither Important nor	Somewhat Important	Very Important	Extremely Important
<input type="radio"/>	<input type="radio"/>	<input type="radio"/>	<input type="radio"/>	<input type="radio"/>	<input type="radio"/>	<input type="radio"/>

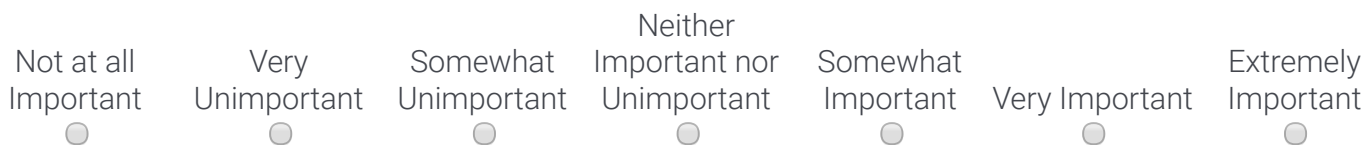
Unimportant



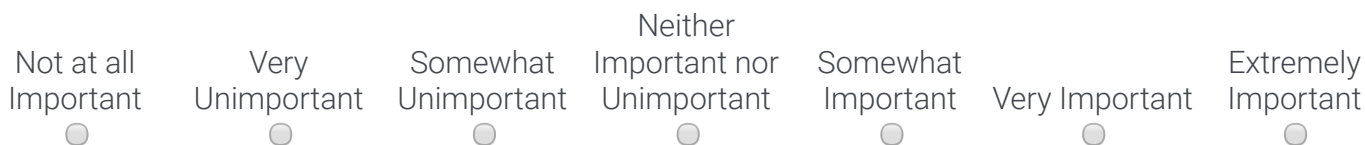
How rapidly can humans adapt to environmental change?



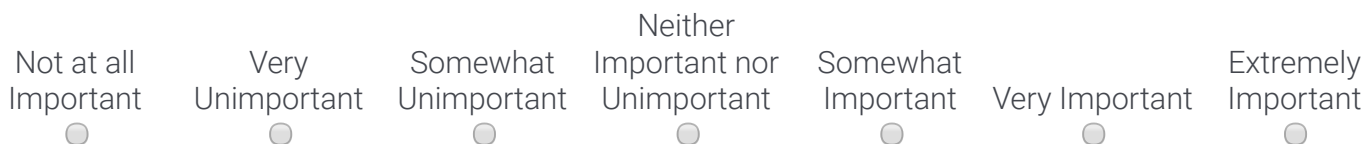
How can we best use the reciprocal nature of CHANS systems to support resilience?



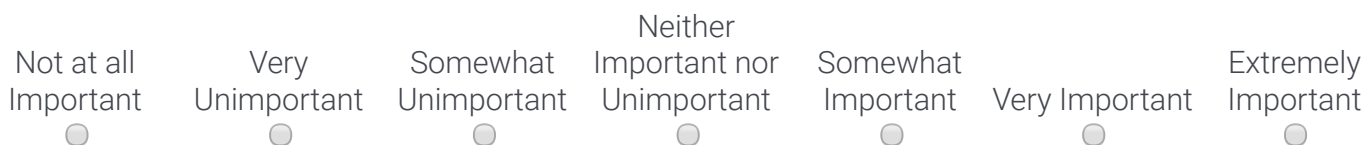
How can people adapt to changing system behavior while still getting what they need from the system?



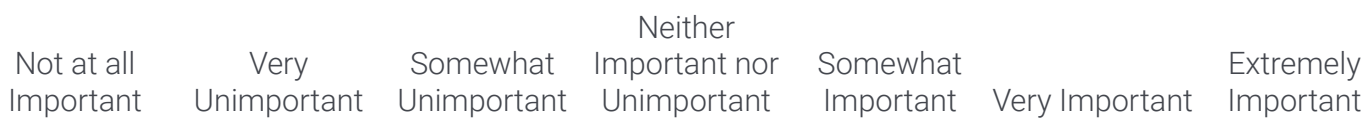
How can we "unresilience" bad system dynamics while enhancing "good" dynamics?



How do humans increase their capacity for adaptation to global environmental change?



How can water management be improved to decrease scarcity, increase security and make the system less vulnerable?





What determines how people in the role of decision-makers value the environment?

Neither

Not at all Important	Very Unimportant	Somewhat Unimportant	Important nor Unimportant	Somewhat Important	Very Important	Extremely Important
<input type="radio"/>	<input type="radio"/>	<input type="radio"/>	<input type="radio"/>	<input type="radio"/>	<input type="radio"/>	<input type="radio"/>

How do you best value natural resources especially when there is great uncertainty regarding environmental change?

Neither

Not at all Important	Very Unimportant	Somewhat Unimportant	Important nor Unimportant	Somewhat Important	Very Important	Extremely Important
<input type="radio"/>	<input type="radio"/>	<input type="radio"/>	<input type="radio"/>	<input type="radio"/>	<input type="radio"/>	<input type="radio"/>

How much has economic valuation of natural resources helped in protecting natural systems from destruction and over-exploitation?

Neither

Not at all Important	Very Unimportant	Somewhat Unimportant	Important nor Unimportant	Somewhat Important	Very Important	Extremely Important
<input type="radio"/>	<input type="radio"/>	<input type="radio"/>	<input type="radio"/>	<input type="radio"/>	<input type="radio"/>	<input type="radio"/>

Do humans respond similarly to general classes of ecological processes (e.g. linear, non-linear, slow, fast, threshold) despite local context (ecological, political, socio-economic)? Are there general CHANS principles?

Neither

Not at all important	Very Unimportant	Somewhat Unimportant	Important nor Unimportant	Somewhat Important	Very Important	Extremely Important
<input type="radio"/>	<input type="radio"/>	<input type="radio"/>	<input type="radio"/>	<input type="radio"/>	<input type="radio"/>	<input type="radio"/>

What are the economic trade-offs in multiple-use management of natural resources?

Neither

Not at all Important	Very Unimportant	Somewhat Unimportant	Important nor Unimportant	Somewhat Important	Very Important	Extremely Important
<input type="radio"/>	<input type="radio"/>	<input type="radio"/>	<input type="radio"/>	<input type="radio"/>	<input type="radio"/>	<input type="radio"/>

How can we best use incentives to manage CHANS?

Not at all	Very	Somewhat	Neither	Somewhat	Very Important	Extremely
------------	------	----------	---------	----------	----------------	-----------

Important	Unimportant	Unimportant	Important nor Unimportant	Important		Important
<input type="radio"/>	<input type="radio"/>	<input type="radio"/>	<input type="radio"/>	<input type="radio"/>	<input type="radio"/>	<input type="radio"/>

How can we deal with externalities of human activities?

Not at all Important	Very Unimportant	Somewhat Unimportant	Neither Important nor Unimportant	Somewhat Important	Very Important	Extremely Important
<input type="radio"/>	<input type="radio"/>	<input type="radio"/>	<input type="radio"/>	<input type="radio"/>	<input type="radio"/>	<input type="radio"/>

How can the importance of long-term consequences be weighed into decisions on human impacts on ecosystems?

Not at all Important	Very Unimportant	Somewhat Unimportant	Neither Important nor Unimportant	Somewhat Important	Very Important	Extremely Important
<input type="radio"/>	<input type="radio"/>	<input type="radio"/>	<input type="radio"/>	<input type="radio"/>	<input type="radio"/>	<input type="radio"/>

How do we mobilize individuals for collective action?

Not at all Important	Very Unimportant	Somewhat Unimportant	Neither Important nor Unimportant	Somewhat Important	Very Important	Extremely Important
<input type="radio"/>	<input type="radio"/>	<input type="radio"/>	<input type="radio"/>	<input type="radio"/>	<input type="radio"/>	<input type="radio"/>

What is the perceived value of the cost or benefit of management of climate change and land use change?

Not at all Important	Very Unimportant	Somewhat Unimportant	Neither Important nor Unimportant	Somewhat Important	Very Important	Extremely Important
<input type="radio"/>	<input type="radio"/>	<input type="radio"/>	<input type="radio"/>	<input type="radio"/>	<input type="radio"/>	<input type="radio"/>

What are the drivers of human decision-making regarding land use/land cover change and natural resources?

Not at all Important	Very Unimportant	Somewhat Unimportant	Neither Important nor Unimportant	Somewhat Important	Very Important	Extremely Important
<input type="radio"/>	<input type="radio"/>	<input type="radio"/>	<input type="radio"/>	<input type="radio"/>	<input type="radio"/>	<input type="radio"/>

How do we move from proxy variables and simple models of human behavior toward direct measurement?

Neither
Important nor

Not at all Important Very Unimportant Somewhat Unimportant Important nor Unimportant Somewhat Important Very Important Extremely Important

● ● ● ● ● ● ●

How do we integrate social science to understand individual and group behaviors and values and how they scale up in coupled human-natural systems?

Neither
Important nor

Not at all Important Very Unimportant Somewhat Unimportant Important nor Unimportant Somewhat Important Very Important Extremely Important

● ● ● ● ● ● ●

What steps will result in incorporation of market externalities without causing large negative impacts on significant segments (e.g. low-income) of society?

Neither
Important nor

Not at all Important Very Unimportant Somewhat Unimportant Important nor Unimportant Somewhat Important Very Important Extremely Important

● ● ● ● ● ● ●

Why do people ignore what's in their best interest even when they know that it is in their best interest?

Neither
Important nor

Not at all Important Very Unimportant Somewhat Unimportant Important nor Unimportant Somewhat Important Very Important Extremely Important

● ● ● ● ● ● ●

What influences human behavioral change towards natural systems?

Neither
Important nor

Not at all Important Very Unimportant Somewhat Unimportant Important nor Unimportant Somewhat Important Very Important Extremely Important

● ● ● ● ● ● ●

How do humans perceive and respond to natural systems?

Neither
Important nor

Not at all Important Very Unimportant Somewhat Unimportant Important nor Unimportant Somewhat Important Very Important Extremely Important

● ● ● ● ● ● ●

How can human incentives be better aligned with their spatially and temporally removed impacts?

Not at all Important Very Unimportant Somewhat Unimportant Neither Important nor Unimportant Somewhat Important Very Important Extremely Important

What are the most effective ways to model human behavior and decision making?

Not at all Important Very Unimportant Somewhat Unimportant Neither Important nor Unimportant Somewhat Important Very Important Extremely Important

How do values influence human behavior in regards to natural systems?

Not at all Important Very Unimportant Somewhat Unimportant Neither Important nor Unimportant Somewhat Important Very Important Extremely Important

How much of human action, and the ways that humans couple with natural systems, stems from intrinsic (e.g., preferences and values) vs. extrinsic factors?

Not at all Important Very Unimportant Somewhat Unimportant Neither Important nor Unimportant Somewhat Important Very Important Extremely Important

Where do individuals obtain information about the natural environment and their impact on it, and how do they evaluate the reliability of that information?

Not at all Important Very Unimportant Somewhat Unimportant Neither Important nor Unimportant Somewhat Important Very Important Extremely Important

How does human learning at the individual and group level affect the interaction of coupled human and natural systems?

Not at all Important Very Unimportant Somewhat Unimportant Neither Important nor Unimportant Somewhat Important Very Important Extremely Important



How does uncertainty of CHANS affect human decision making?

			Neither			
Not at all	Very	Somewhat	Important nor	Somewhat	Very Important	Extremely
Important	Unimportant	Unimportant	Unimportant	Important		Important
<input type="radio"/>	<input type="radio"/>	<input type="radio"/>	<input type="radio"/>	<input type="radio"/>	<input type="radio"/>	<input type="radio"/>

How do human responses to change alter the environment?

			Neither			
Not at all	Very	Somewhat	Important nor	Somewhat	Very Important	Extremely
Important	Unimportant	Unimportant	Unimportant	Important		Important
<input type="radio"/>	<input type="radio"/>	<input type="radio"/>	<input type="radio"/>	<input type="radio"/>	<input type="radio"/>	<input type="radio"/>

How can we deal with issues of discounting?

			Neither			
Not at all	Very	Somewhat	Important nor	Somewhat	Very Important	Extremely
Important	Unimportant	Unimportant	Unimportant	Important		Important
<input type="radio"/>	<input type="radio"/>	<input type="radio"/>	<input type="radio"/>	<input type="radio"/>	<input type="radio"/>	<input type="radio"/>

What are the neurological explanations for behavior in CHANS?

			Neither			
Not at all	Very	Somewhat	Important nor	Somewhat	Very Important	Extremely
Important	Unimportant	Unimportant	Unimportant	Important		Important
<input type="radio"/>	<input type="radio"/>	<input type="radio"/>	<input type="radio"/>	<input type="radio"/>	<input type="radio"/>	<input type="radio"/>

What are the behavioral explanations for why people use resources one way in one place, but a different way in another place?

			Neither			
Not at all	Very	Somewhat	Important nor	Somewhat	Very Important	Extremely
Important	Unimportant	Unimportant	Unimportant	Important		Important
<input type="radio"/>	<input type="radio"/>	<input type="radio"/>	<input type="radio"/>	<input type="radio"/>	<input type="radio"/>	<input type="radio"/>

Do people respond to predictive indicators of environmental stress?

			Neither			
Not at all	Very	Somewhat	Important nor	Somewhat	Very Important	Extremely
Important	Unimportant	Unimportant	Unimportant	Important		Important
<input type="radio"/>	<input type="radio"/>	<input type="radio"/>	<input type="radio"/>	<input type="radio"/>	<input type="radio"/>	<input type="radio"/>

What are the tipping points in CHANS due to climate change?

Not at all Important	Very Unimportant	Somewhat Unimportant	Neither Important nor Unimportant	Somewhat Important	Very Important	Extremely Important
<input type="radio"/>	<input type="radio"/>	<input type="radio"/>	<input type="radio"/>	<input type="radio"/>	<input type="radio"/>	<input type="radio"/>

Under what conditions do people exhibit limited or strong ability to respond to the (anticipated or observed) effects of climate change?

Not at all Important	Very Unimportant	Somewhat Unimportant	Neither Important nor Unimportant	Somewhat Important	Very Important	Extremely Important
<input type="radio"/>	<input type="radio"/>	<input type="radio"/>	<input type="radio"/>	<input type="radio"/>	<input type="radio"/>	<input type="radio"/>

How can conservation of natural systems provide resilience of human systems to impacts of climate change, such as extreme weather and rising sea levels?

Not at all Important	Very Unimportant	Somewhat Unimportant	Neither Important nor Unimportant	Somewhat Important	Very Important	Extremely Important
<input type="radio"/>	<input type="radio"/>	<input type="radio"/>	<input type="radio"/>	<input type="radio"/>	<input type="radio"/>	<input type="radio"/>

How does climate change affect ecosystems and biodiversity?

Not at all Important	Very Unimportant	Somewhat Unimportant	Neither Important nor Unimportant	Somewhat Important	Very Important	Extremely Important
<input type="radio"/>	<input type="radio"/>	<input type="radio"/>	<input type="radio"/>	<input type="radio"/>	<input type="radio"/>	<input type="radio"/>

How do humans best mitigate climate change?

Not at all Important	Very Unimportant	Somewhat Unimportant	Neither Important nor Unimportant	Somewhat Important	Very Important	Extremely Important
<input type="radio"/>	<input type="radio"/>	<input type="radio"/>	<input type="radio"/>	<input type="radio"/>	<input type="radio"/>	<input type="radio"/>

How will spatially differential climate change impacts affect local, national and international policy responses?

Not at all Important	Very Unimportant	Somewhat Unimportant	Neither Important nor Unimportant	Somewhat Important	Very Important	Extremely Important
<input type="radio"/>	<input type="radio"/>	<input type="radio"/>	<input type="radio"/>	<input type="radio"/>	<input type="radio"/>	<input type="radio"/>

What are the human consequences of anthropogenic climate change, and how will those human consequences further shape coupled human natural systems?

Not at all Important Very Unimportant Somewhat Unimportant Neither Important nor Unimportant Somewhat Important Very Important Extremely Important

What are the socioeconomic effects on local communities of shale gas energy development in interior natural areas?

Not at all Important Very Unimportant Somewhat Unimportant Neither Important nor Unimportant Somewhat Important Very Important Extremely Important

What are the long and short term socio-economic impacts of contaminated ecosystem mitigation due to Hydraulic fracturing processes?

Not at all Important Very Unimportant Somewhat Unimportant Neither Important nor Unimportant Somewhat Important Very Important Extremely Important

How does climate variability and water resource accessibility affect population growth and distribution?

Not at all Important Very Unimportant Somewhat Unimportant Neither Important nor Unimportant Somewhat Important Very Important Extremely Important

How are the forces of globalization and climate change interacting?

Not at all Important Very Unimportant Somewhat Unimportant Neither Important nor Unimportant Somewhat Important Very Important Extremely Important

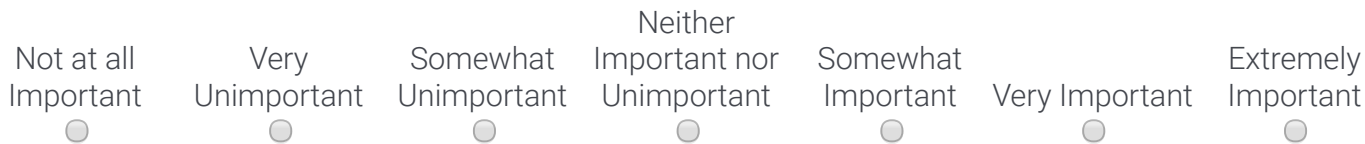
How do we address the complex interlinkages between rural livelihoods and natural resource use in the face of climate variability?

Not at all Important Very Unimportant Somewhat Unimportant Neither Important nor Unimportant Somewhat Important Very Important Extremely Important

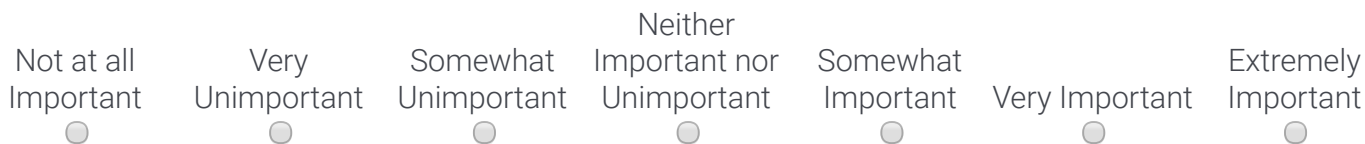
Unimportant



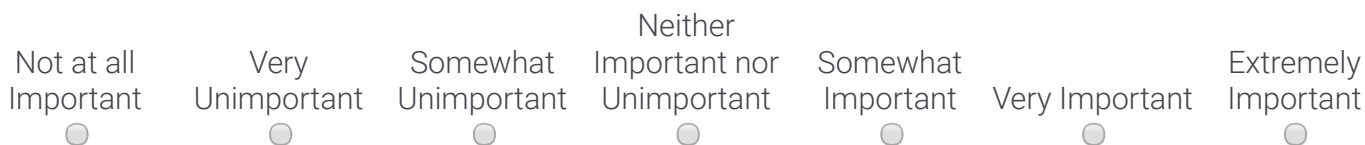
How can an environmentally sustainable energy system be constructed within existing institutional frameworks?



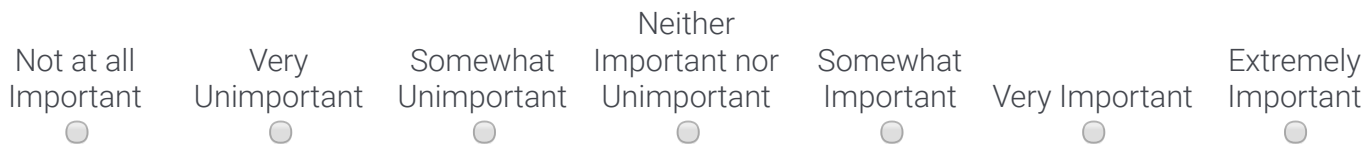
How can climate change adaptation and mitigation be integrated?



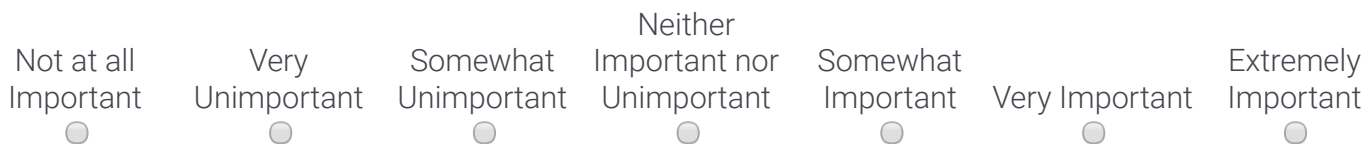
How can scientific results in climate be used to address CHANS research?



How can we protect the glaciers, highlands and the local population from opencast mining?



How can sustainable ecosystems that are resilient to change and provide ecosystem services for humans be built or managed?



What is the best way to get communities to pay for ecosystem services with little history of doing so and where enforcement is weak?



Important	Unimportant	Unimportant	Important nor Unimportant	Important		Important
<input type="radio"/>	<input type="radio"/>	<input type="radio"/>	<input type="radio"/>	<input type="radio"/>	<input type="radio"/>	<input type="radio"/>

How does one promote human awareness of the CHANS basis for human livelihoods?

Not at all Important	Very Unimportant	Somewhat Unimportant	Neither Important nor Unimportant	Somewhat Important	Very Important	Extremely Important
<input type="radio"/>	<input type="radio"/>	<input type="radio"/>	<input type="radio"/>	<input type="radio"/>	<input type="radio"/>	<input type="radio"/>

How can we measure and account for ecosystem services in decisions and connect this to policy-making agendas?

Not at all Important	Very Unimportant	Somewhat Unimportant	Neither Important nor Unimportant	Somewhat Important	Very Important	Extremely Important
<input type="radio"/>	<input type="radio"/>	<input type="radio"/>	<input type="radio"/>	<input type="radio"/>	<input type="radio"/>	<input type="radio"/>

What are the population dynamics in ecosystems that are heavily impacted by humans?

Not at all Important	Very Unimportant	Somewhat Unimportant	Neither Important nor Unimportant	Somewhat Important	Very Important	Extremely Important
<input type="radio"/>	<input type="radio"/>	<input type="radio"/>	<input type="radio"/>	<input type="radio"/>	<input type="radio"/>	<input type="radio"/>

How can natural processes (i.e. ecosystem services) be integrated into human-dominated landscapes?

Not at all Important	Very Unimportant	Somewhat Unimportant	Neither Important nor Unimportant	Somewhat Important	Very Important	Extremely Important
<input type="radio"/>	<input type="radio"/>	<input type="radio"/>	<input type="radio"/>	<input type="radio"/>	<input type="radio"/>	<input type="radio"/>

How do various types and patterns of land uses relate to patterns of biodiversity?

Not at all Important	Very Unimportant	Somewhat Unimportant	Neither Important nor Unimportant	Somewhat Important	Very Important	Extremely Important
<input type="radio"/>	<input type="radio"/>	<input type="radio"/>	<input type="radio"/>	<input type="radio"/>	<input type="radio"/>	<input type="radio"/>

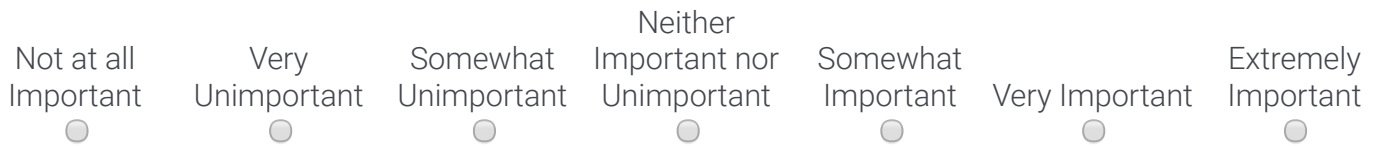
What tools can measure various ecological services with economic currencies?

Not at all Important	Very Unimportant	Somewhat Unimportant	Neither Important nor Unimportant	Somewhat Important	Very Important	Extremely Important
<input type="radio"/>	<input type="radio"/>	<input type="radio"/>	<input type="radio"/>	<input type="radio"/>	<input type="radio"/>	<input type="radio"/>

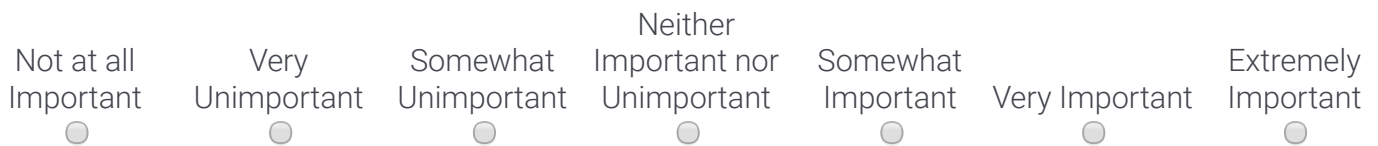
Unimportant



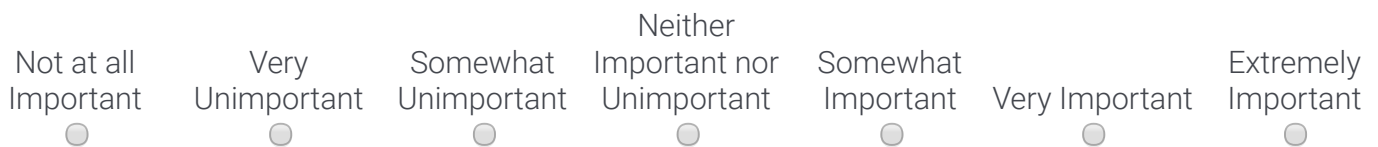
How can the ever-increasing natural resource needs of communities be balanced with the needs of wildlife?



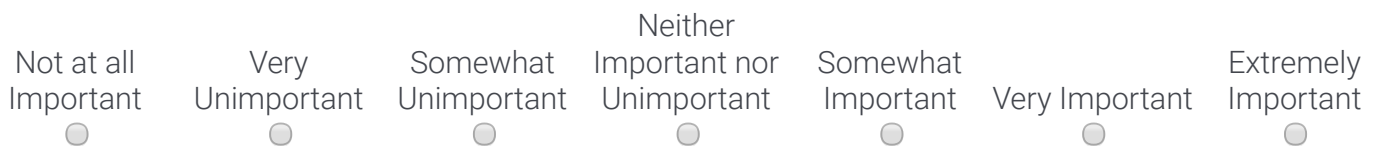
What are the linkages between ecosystem services and human well-being?



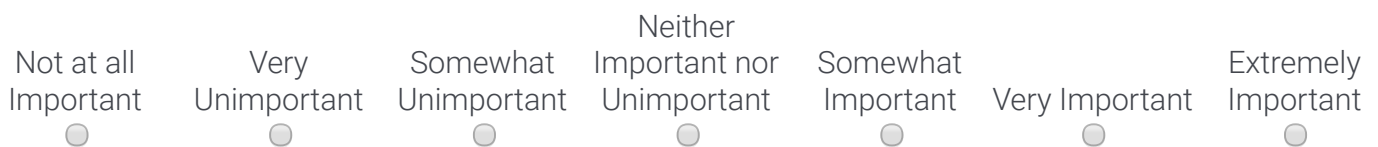
How can we enhance ecosystem services while reducing negative anthropogenic effects?



How do we improve connectivity of wildlife habitat across the landscape?



How can social systems and natural life sciences better interact to stop species loss?



What is the degree of the success of urban biodiversity conservation in major cities of the world?





How will the benefits provided by nature and the persistence and distribution of species change in the future?

			Neither			
Not at all	Very	Somewhat	Important nor	Somewhat	Very Important	Extremely
Important	Unimportant	Unimportant	Unimportant	Important		Important
<input type="radio"/>	<input type="radio"/>	<input type="radio"/>	<input type="radio"/>	<input type="radio"/>	<input type="radio"/>	<input type="radio"/>

How can society better control the spread of invasive species that endanger agricultural and native ecosystems?

			Neither			
Not at all	Very	Somewhat	Important nor	Somewhat	Very Important	Extremely
Important	Unimportant	Unimportant	Unimportant	Important		Important
<input type="radio"/>	<input type="radio"/>	<input type="radio"/>	<input type="radio"/>	<input type="radio"/>	<input type="radio"/>	<input type="radio"/>

How can we design protected areas that are both biologically effective and socially just?

			Neither			
Not at all	Very	Somewhat	Important nor	Somewhat	Very Important	Extremely
Important	Unimportant	Unimportant	Unimportant	Important		Important
<input type="radio"/>	<input type="radio"/>	<input type="radio"/>	<input type="radio"/>	<input type="radio"/>	<input type="radio"/>	<input type="radio"/>

How should we evaluate biodiversity for human needs?

			Neither			
Not at all	Very	Somewhat	Important nor	Somewhat	Very Important	Extremely
Important	Unimportant	Unimportant	Unimportant	Important		Important
<input type="radio"/>	<input type="radio"/>	<input type="radio"/>	<input type="radio"/>	<input type="radio"/>	<input type="radio"/>	<input type="radio"/>

How does upstream degradation affect downriver ecosystem services delivery?

			Neither			
Not at all	Very	Somewhat	Important nor	Somewhat	Very Important	Extremely
Important	Unimportant	Unimportant	Unimportant	Important		Important
<input type="radio"/>	<input type="radio"/>	<input type="radio"/>	<input type="radio"/>	<input type="radio"/>	<input type="radio"/>	<input type="radio"/>

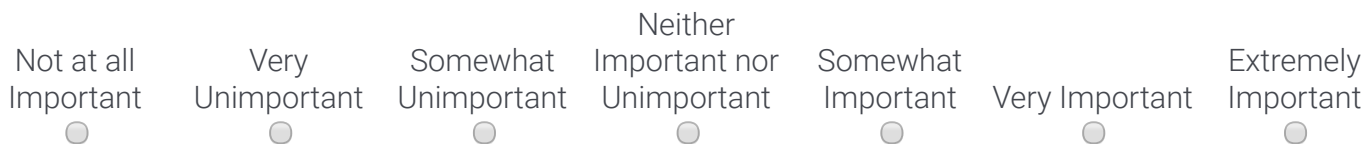
What is the relationship between ecosystem services and function in human dominated systems?

Not at all	Very	Somewhat	Neither	Somewhat	Very Important	Extremely
Important	Unimportant	Unimportant	Important nor	Important		Important

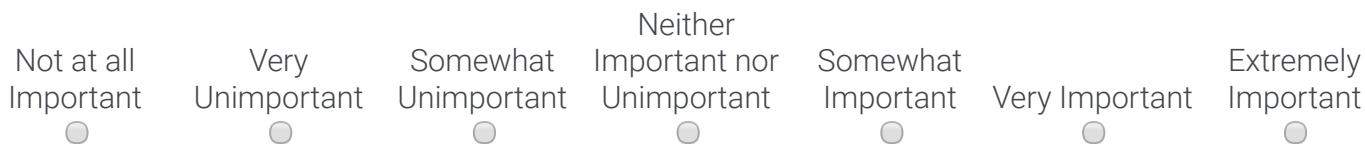
Unimportant



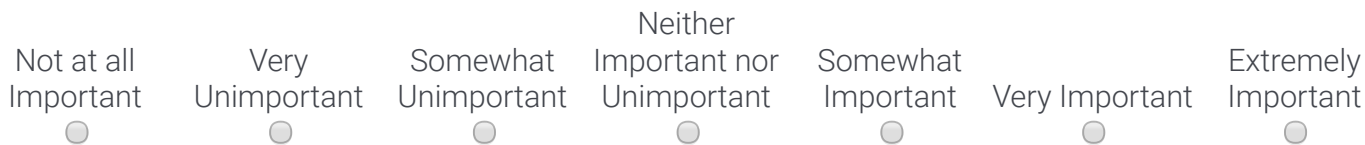
How can trade-offs among ecosystem services be quantitatively assessed to optimize ecosystem functioning and human livelihoods?



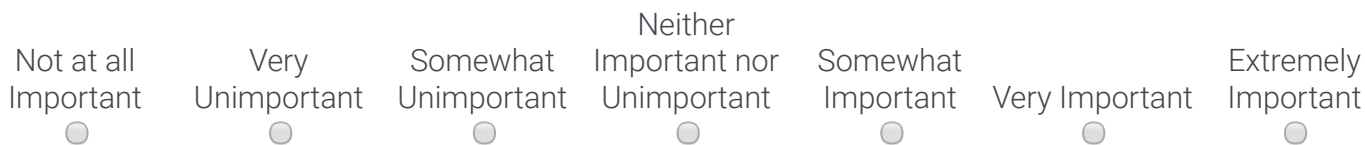
How do we move beyond ecosystem services to re-conceptualize CHANS linkages?



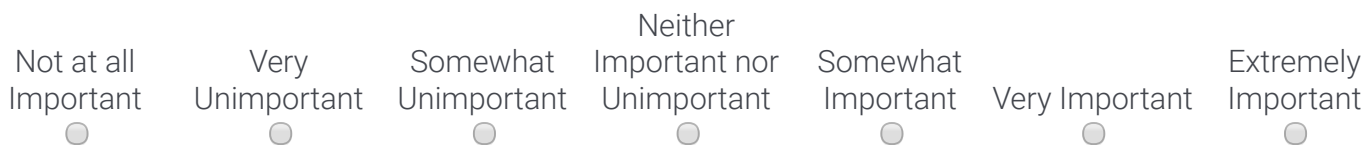
How can income streams be linked to various ecosystem services so that better environmental outcomes can be realized?



What are the perceived and real tradeoffs in valuing specific ecosystem services (for society, environment etc.)?



How can we employ an ecosystem services approach to management from the local to global scale?



How can science (ecology) embrace novel ecosystems?

Not at all Important	Very Unimportant	Somewhat Unimportant	Neither Important nor Unimportant	Somewhat Important	Very Important	Extremely Important
<input type="radio"/>	<input type="radio"/>	<input type="radio"/>	<input type="radio"/>	<input type="radio"/>	<input type="radio"/>	<input type="radio"/>

How can research inform the urban sustainability community to foster creation of resilient cities?

Not at all Important	Very Unimportant	Somewhat Unimportant	Neither Important nor Unimportant	Somewhat Important	Very Important	Extremely Important
<input type="radio"/>	<input type="radio"/>	<input type="radio"/>	<input type="radio"/>	<input type="radio"/>	<input type="radio"/>	<input type="radio"/>

What types of outreach measures are needed to draw the link between humans and natural systems for non science demographics?

Not at all Important	Very Unimportant	Somewhat Unimportant	Neither Important nor Unimportant	Somewhat Important	Very Important	Extremely Important
<input type="radio"/>	<input type="radio"/>	<input type="radio"/>	<input type="radio"/>	<input type="radio"/>	<input type="radio"/>	<input type="radio"/>

What has been gained from knowledge of coupled natural and human systems, and what more can be gained?

Not at all Important	Very Unimportant	Somewhat Unimportant	Neither Important nor Unimportant	Somewhat Important	Very Important	Extremely Important
<input type="radio"/>	<input type="radio"/>	<input type="radio"/>	<input type="radio"/>	<input type="radio"/>	<input type="radio"/>	<input type="radio"/>

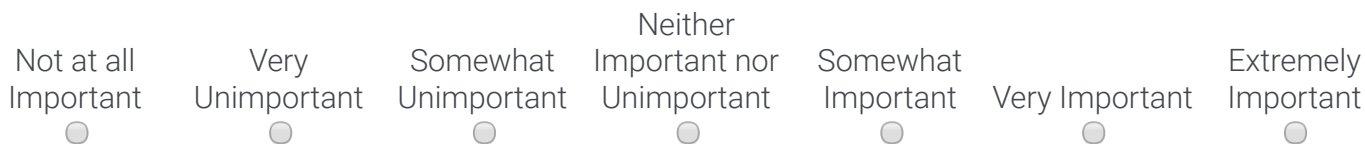
What is the role of CHANS researchers in the policy debates that are generated as a function of the community's research?

Not at all Important	Very Unimportant	Somewhat Unimportant	Neither Important nor Unimportant	Somewhat Important	Very Important	Extremely Important
<input type="radio"/>	<input type="radio"/>	<input type="radio"/>	<input type="radio"/>	<input type="radio"/>	<input type="radio"/>	<input type="radio"/>

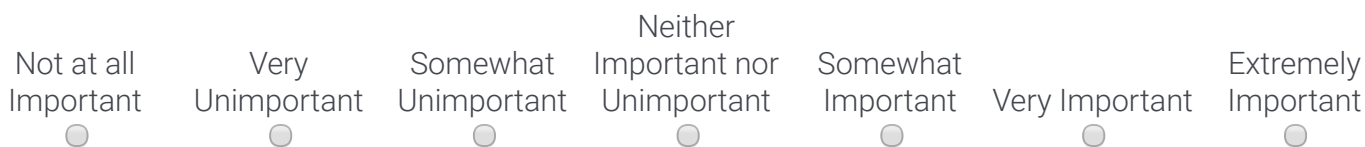
What are the most effective ways to communicate and/or implement interventions in CHANS?

Not at all Important	Very Unimportant	Somewhat Unimportant	Neither Important nor Unimportant	Somewhat Important	Very Important	Extremely Important
<input type="radio"/>	<input type="radio"/>	<input type="radio"/>	<input type="radio"/>	<input type="radio"/>	<input type="radio"/>	<input type="radio"/>

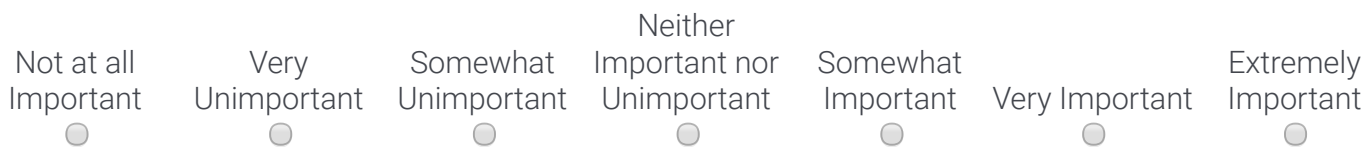
How do we co-produce knowledge between scientists, managers and society?



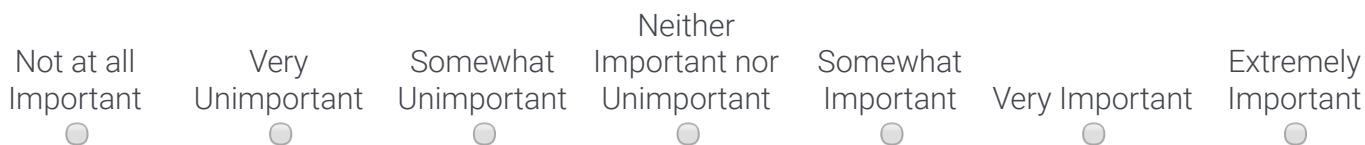
How do we convince society of the value of data to support information-driven management?



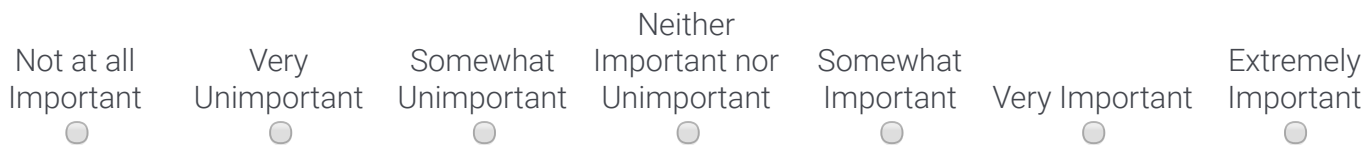
How do scientists best communicate the complexity of CHANS to resource managers, policy makers, and the public?



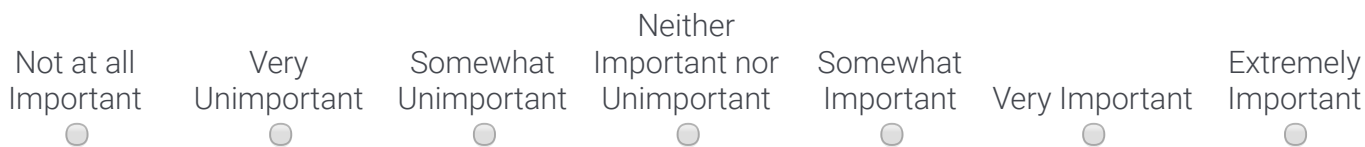
How do we improve primary education on the complexity of CHANS?



Will the mushrooming of sustainability programs at the graduate level produce a critical mass of people who appreciate coupled human and natural systems?



What mechanisms facilitate social learning for sustainability?



How can we build science/arts conjoined programs in the public school system with limited budgets?

Not at all Important	Very Unimportant	Somewhat Unimportant	Neither Important nor Unimportant	Somewhat Important	Very Important	Extremely Important
<input type="radio"/>	<input type="radio"/>	<input type="radio"/>	<input type="radio"/>	<input type="radio"/>	<input type="radio"/>	<input type="radio"/>

What types of education and skills are needed by CHANS scientists?

Not at all Important	Very Unimportant	Somewhat Unimportant	Neither Important nor Unimportant	Somewhat Important	Very Important	Extremely Important
<input type="radio"/>	<input type="radio"/>	<input type="radio"/>	<input type="radio"/>	<input type="radio"/>	<input type="radio"/>	<input type="radio"/>

How can the public be educated on the link between extreme events and long-term changes in coupled human-natural systems?

Not at all Important	Very Unimportant	Somewhat Unimportant	Neither Important nor Unimportant	Somewhat Important	Very Important	Extremely Important
<input type="radio"/>	<input type="radio"/>	<input type="radio"/>	<input type="radio"/>	<input type="radio"/>	<input type="radio"/>	<input type="radio"/>

How can we change the stovepipe attitudes of academia and its stovepipe training of students?

Not at all Important	Very Unimportant	Somewhat Unimportant	Neither Important nor Unimportant	Somewhat Important	Very Important	Extremely Important
<input type="radio"/>	<input type="radio"/>	<input type="radio"/>	<input type="radio"/>	<input type="radio"/>	<input type="radio"/>	<input type="radio"/>

How many syllabi or curricula at the undergraduate level include CHANS?

Not at all Important	Very Unimportant	Somewhat Unimportant	Neither Important nor Unimportant	Somewhat Important	Very Important	Extremely Important
<input type="radio"/>	<input type="radio"/>	<input type="radio"/>	<input type="radio"/>	<input type="radio"/>	<input type="radio"/>	<input type="radio"/>

To what extent might we develop a "global culture" of understanding and managing CHANS?

Not at all Important	Very Unimportant	Somewhat Unimportant	Neither Important nor Unimportant	Somewhat Important	Very Important	Extremely Important
<input type="radio"/>	<input type="radio"/>	<input type="radio"/>	<input type="radio"/>	<input type="radio"/>	<input type="radio"/>	<input type="radio"/>

How persistent is youth education (into adulthood) and how effective is 'spillover' to parents?

Not at all Important	Very Unimportant	Somewhat Unimportant	Neither Important nor Unimportant	Somewhat Important	Very Important	Extremely Important
<input type="radio"/>	<input type="radio"/>	<input type="radio"/>	<input type="radio"/>	<input type="radio"/>	<input type="radio"/>	<input type="radio"/>

What products and outcomes are most useful and relevant in this era of wicked problems and post-normal science?

Not at all Important	Very Unimportant	Somewhat Unimportant	Neither Important nor Unimportant	Somewhat Important	Very Important	Extremely Important
<input type="radio"/>	<input type="radio"/>	<input type="radio"/>	<input type="radio"/>	<input type="radio"/>	<input type="radio"/>	<input type="radio"/>

What characterizes tipping points or thresholds in CHANS and can we predict them?

Not at all Important	Very Unimportant	Somewhat Unimportant	Neither Important nor Unimportant	Somewhat Important	Very Important	Extremely Important
<input type="radio"/>	<input type="radio"/>	<input type="radio"/>	<input type="radio"/>	<input type="radio"/>	<input type="radio"/>	<input type="radio"/>

How do CHANS evolve?

Not at all Important	Very Unimportant	Somewhat Unimportant	Neither Important nor Unimportant	Somewhat Important	Very Important	Extremely Important
<input type="radio"/>	<input type="radio"/>	<input type="radio"/>	<input type="radio"/>	<input type="radio"/>	<input type="radio"/>	<input type="radio"/>

What are the feedbacks between human decision making and natural system processes?

Not at all Important	Very Unimportant	Somewhat Unimportant	Neither Important nor Unimportant	Somewhat Important	Very Important	Extremely Important
<input type="radio"/>	<input type="radio"/>	<input type="radio"/>	<input type="radio"/>	<input type="radio"/>	<input type="radio"/>	<input type="radio"/>

How much mechanistic knowledge is needed of coupled systems dynamics in order to predict likely responses?

Not at all Important	Very Unimportant	Somewhat Unimportant	Neither Important nor Unimportant	Somewhat Important	Very Important	Extremely Important
<input type="radio"/>	<input type="radio"/>	<input type="radio"/>	<input type="radio"/>	<input type="radio"/>	<input type="radio"/>	<input type="radio"/>

How do economic and institutional factors interact at multiple scales to influence local conditions?

Not at all Important	Very Unimportant	Somewhat Unimportant	Neither Important nor Unimportant	Somewhat Important	Very Important	Extremely Important
<input type="radio"/>	<input type="radio"/>	<input type="radio"/>	<input type="radio"/>	<input type="radio"/>	<input type="radio"/>	<input type="radio"/>

Are there common dynamics and couplings across all CHANS at all scales?

Not at all Important	Very Unimportant	Somewhat Unimportant	Neither Important nor Unimportant	Somewhat Important	Very Important	Extremely Important
<input type="radio"/>	<input type="radio"/>	<input type="radio"/>	<input type="radio"/>	<input type="radio"/>	<input type="radio"/>	<input type="radio"/>

How do CHANS interact across multiple scales?

Not at all Important	Very Unimportant	Somewhat Unimportant	Neither Important nor Unimportant	Somewhat Important	Very Important	Extremely Important
<input type="radio"/>	<input type="radio"/>	<input type="radio"/>	<input type="radio"/>	<input type="radio"/>	<input type="radio"/>	<input type="radio"/>

Can researchers develop transferable operationalized metrics showing connections between social and ecological systems?

Not at all Important	Very Unimportant	Somewhat Unimportant	Neither Important nor Unimportant	Somewhat Important	Very Important	Extremely Important
<input type="radio"/>	<input type="radio"/>	<input type="radio"/>	<input type="radio"/>	<input type="radio"/>	<input type="radio"/>	<input type="radio"/>

How can coupled-system complexity be reconciled with societal need for a degree of clarity and predictability, and how does this need vary at different social/ecological scales?

Not at all Important	Very Unimportant	Somewhat Unimportant	Neither Important nor Unimportant	Somewhat Important	Very Important	Extremely Important
<input type="radio"/>	<input type="radio"/>	<input type="radio"/>	<input type="radio"/>	<input type="radio"/>	<input type="radio"/>	<input type="radio"/>

How do short term actions affect the long term behavior of the CHANS?

Not at all Important	Very Unimportant	Somewhat Unimportant	Neither Important nor Unimportant	Somewhat Important	Very Important	Extremely Important
<input type="radio"/>	<input type="radio"/>	<input type="radio"/>	<input type="radio"/>	<input type="radio"/>	<input type="radio"/>	<input type="radio"/>

How do changes in the environment feedback on individuals, groups and institutions?

Not at all Important	Very Unimportant	Somewhat Unimportant	Neither Important nor Unimportant	Somewhat Important	Very Important	Extremely Important
<input type="radio"/>	<input type="radio"/>	<input type="radio"/>	<input type="radio"/>	<input type="radio"/>	<input type="radio"/>	<input type="radio"/>

What factors of the human system affect the environmental system?

Not at all Important	Very Unimportant	Somewhat Unimportant	Neither Important nor Unimportant	Somewhat Important	Very Important	Extremely Important
<input type="radio"/>	<input type="radio"/>	<input type="radio"/>	<input type="radio"/>	<input type="radio"/>	<input type="radio"/>	<input type="radio"/>

Under what conditions do social and ecological disturbances create positive/negative feedback and positive/negative social and ecological consequences?

Not at all Important	Very Unimportant	Somewhat Unimportant	Neither Important nor Unimportant	Somewhat Important	Very Important	Extremely Important
<input type="radio"/>	<input type="radio"/>	<input type="radio"/>	<input type="radio"/>	<input type="radio"/>	<input type="radio"/>	<input type="radio"/>

What can we know about how new human and physical perturbations affect the behaviour of systems?

Not at all Important	Very Unimportant	Somewhat Unimportant	Neither Important nor Unimportant	Somewhat Important	Very Important	Extremely Important
<input type="radio"/>	<input type="radio"/>	<input type="radio"/>	<input type="radio"/>	<input type="radio"/>	<input type="radio"/>	<input type="radio"/>

What is and what explains the variability in coupling between human and natural systems?

Not at all Important	Very Unimportant	Somewhat Unimportant	Neither Important nor Unimportant	Somewhat Important	Very Important	Extremely Important
<input type="radio"/>	<input type="radio"/>	<input type="radio"/>	<input type="radio"/>	<input type="radio"/>	<input type="radio"/>	<input type="radio"/>

What are the feedbacks between CHANS?

Not at all Important	Very Unimportant	Somewhat Unimportant	Neither Important nor Unimportant	Somewhat Important	Very Important	Extremely Important
<input type="radio"/>	<input type="radio"/>	<input type="radio"/>	<input type="radio"/>	<input type="radio"/>	<input type="radio"/>	<input type="radio"/>

How do we use past systems behavior as a predictor for future systems behaviors?

Neither

Not at all Important	Very Unimportant	Somewhat Unimportant	Important nor Unimportant	Somewhat Important	Very Important	Extremely Important
<input type="radio"/>	<input type="radio"/>	<input type="radio"/>	<input type="radio"/>	<input type="radio"/>	<input type="radio"/>	<input type="radio"/>

What is the human influence on the biogeochemical cycling of toxic trace elements within Earth's System?

Neither

Not at all Important	Very Unimportant	Somewhat Unimportant	Important nor Unimportant	Somewhat Important	Very Important	Extremely Important
<input type="radio"/>	<input type="radio"/>	<input type="radio"/>	<input type="radio"/>	<input type="radio"/>	<input type="radio"/>	<input type="radio"/>

How do CHANS respond to external perturbations?

Neither

Not at all Important	Very Unimportant	Somewhat Unimportant	Important nor Unimportant	Somewhat Important	Very Important	Extremely Important
<input type="radio"/>	<input type="radio"/>	<input type="radio"/>	<input type="radio"/>	<input type="radio"/>	<input type="radio"/>	<input type="radio"/>

How do telecouplings (i.e., socioeconomic and environmental interactions among CHANS over distances) evolve?

Neither

Not at all Important	Very Unimportant	Somewhat Unimportant	Important nor Unimportant	Somewhat Important	Very Important	Extremely Important
<input type="radio"/>	<input type="radio"/>	<input type="radio"/>	<input type="radio"/>	<input type="radio"/>	<input type="radio"/>	<input type="radio"/>

Which system elements function as underlying, persisting, slow variables vs. fast variables?

Neither

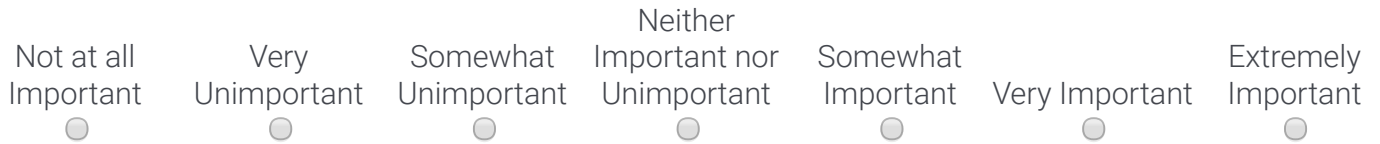
Not at all Important	Very Unimportant	Somewhat Unimportant	Important nor Unimportant	Somewhat Important	Very Important	Extremely Important
<input type="radio"/>	<input type="radio"/>	<input type="radio"/>	<input type="radio"/>	<input type="radio"/>	<input type="radio"/>	<input type="radio"/>

What are the similarities, differences and relationships between physical, biological and sociocultural evolution?

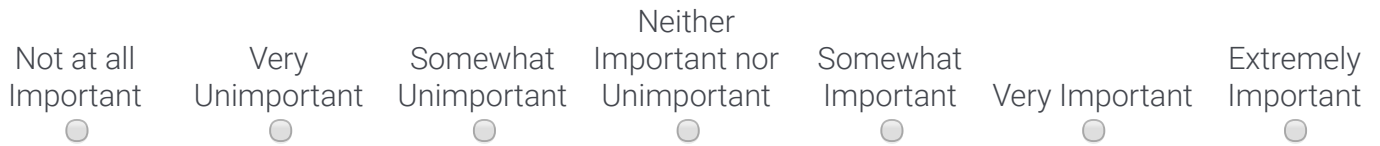
Neither

Not at all Important	Very Unimportant	Somewhat Unimportant	Important nor Unimportant	Somewhat Important	Very Important	Extremely Important
<input type="radio"/>	<input type="radio"/>	<input type="radio"/>	<input type="radio"/>	<input type="radio"/>	<input type="radio"/>	<input type="radio"/>

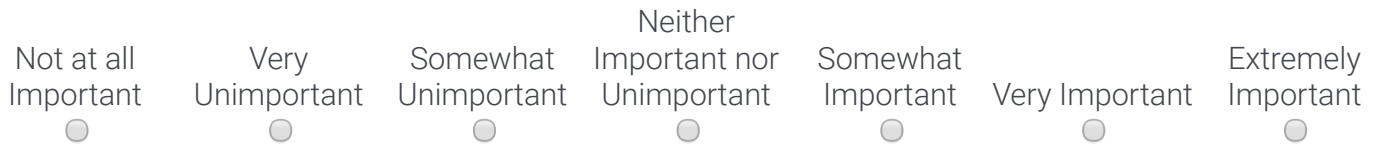
How can we develop CHANS theory?



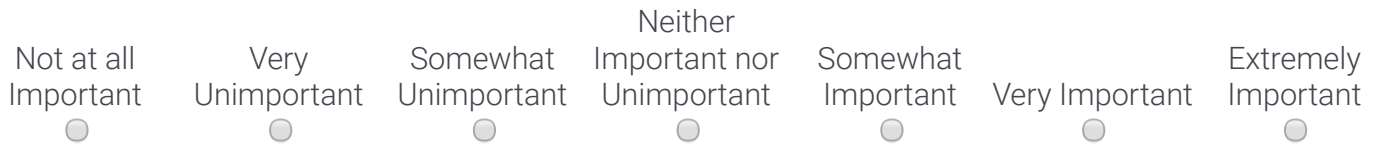
How do we understand context-dependency and place as a driving force?



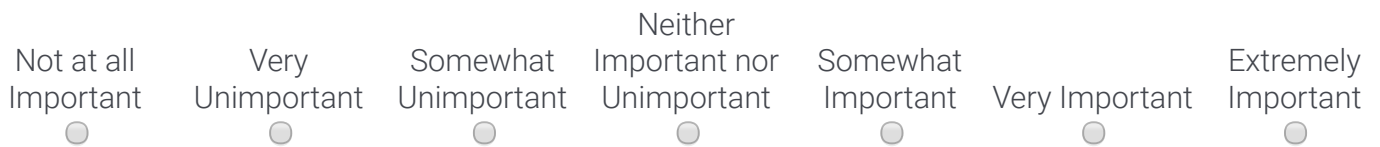
What are the emergent properties in CHANS?



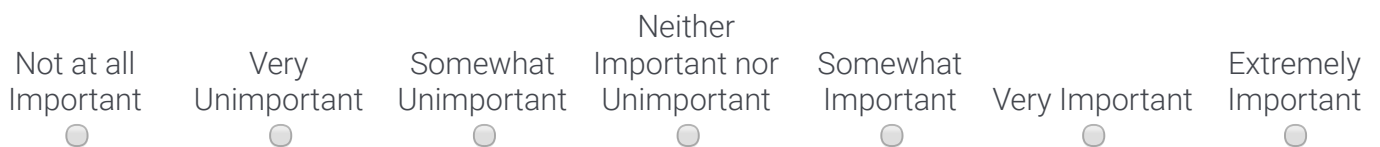
What drives variability in CHANS and how does variability govern system behavior?



How do feedbacks control CHANS?



What are the feedbacks among sending, receiving, and spillover systems in the telecoupled world?



How do telecouplings shape socioeconomic and environmental sustainability across local to global levels?

Not at all Important	Very Unimportant	Somewhat Unimportant	Neither Important nor Unimportant	Somewhat Important	Very Important	Extremely Important
<input type="radio"/>	<input type="radio"/>	<input type="radio"/>	<input type="radio"/>	<input type="radio"/>	<input type="radio"/>	<input type="radio"/>

How do global environmental changes affect the dynamics of regional and local coupled systems, and how do these feed back to higher level processes?

Not at all Important	Very Unimportant	Somewhat Unimportant	Neither Important nor Unimportant	Somewhat Important	Very Important	Extremely Important
<input type="radio"/>	<input type="radio"/>	<input type="radio"/>	<input type="radio"/>	<input type="radio"/>	<input type="radio"/>	<input type="radio"/>

What are the key sets of internal system feedback connections, that are most likely to trigger system change, or be affected by external changes?

Not at all Important	Very Unimportant	Somewhat Unimportant	Neither Important nor Unimportant	Somewhat Important	Very Important	Extremely Important
<input type="radio"/>	<input type="radio"/>	<input type="radio"/>	<input type="radio"/>	<input type="radio"/>	<input type="radio"/>	<input type="radio"/>

What are the linkages between evolving concepts of nature and the changing earthscape?

Not at all Important	Very Unimportant	Somewhat Unimportant	Neither Important nor Unimportant	Somewhat Important	Very Important	Extremely Important
<input type="radio"/>	<input type="radio"/>	<input type="radio"/>	<input type="radio"/>	<input type="radio"/>	<input type="radio"/>	<input type="radio"/>

How do the self-organizing processes of CHANS recognize each other?

Not at all Important	Very Unimportant	Somewhat Unimportant	Neither Important nor Unimportant	Somewhat Important	Very Important	Extremely Important
<input type="radio"/>	<input type="radio"/>	<input type="radio"/>	<input type="radio"/>	<input type="radio"/>	<input type="radio"/>	<input type="radio"/>

How do human interactions with an ecosystem circulate through ecological networks?

Not at all Important	Very Unimportant	Somewhat Unimportant	Neither Important nor Unimportant	Somewhat Important	Very Important	Extremely Important
<input type="radio"/>	<input type="radio"/>	<input type="radio"/>	<input type="radio"/>	<input type="radio"/>	<input type="radio"/>	<input type="radio"/>

Are CHANS dynamics lawful (i.e. universal)?

Not at all Important Very Unimportant Somewhat Unimportant Neither Important nor Unimportant Somewhat Important Very Important Extremely Important

How can we use our knowledge of cities - the ultimate CHANS - to understand and manage other coupled systems?

Not at all Important Very Unimportant Somewhat Unimportant Neither Important nor Unimportant Somewhat Important Very Important Extremely Important

How can we use our knowledge of 'natural' systems to understand cities?

Not at all Important Very Unimportant Somewhat Unimportant Neither Important nor Unimportant Somewhat Important Very Important Extremely Important

What quantifiable impacts on natural systems do human activities have?

Not at all Important Very Unimportant Somewhat Unimportant Neither Important nor Unimportant Somewhat Important Very Important Extremely Important

What are the linkages between globalization processes and CHANS?

Not at all Important Very Unimportant Somewhat Unimportant Neither Important nor Unimportant Somewhat Important Very Important Extremely Important

How do we better understand linkages between systems?

Not at all Important Very Unimportant Somewhat Unimportant Neither Important nor Unimportant Somewhat Important Very Important Extremely Important

How can we effectively identify both the relevant human and nonhuman actors within systems?

Not at all Important Very Unimportant Somewhat Unimportant Neither Important nor Unimportant Somewhat Important Very Important Extremely Important

How can we understand causation in complex coupled systems?

Not at all Important Very Unimportant Somewhat Unimportant Neither Important nor Unimportant Somewhat Important Very Important Extremely Important

How should we manage the impacts of improved adaptive capacity and ecological justice?

Not at all Important Very Unimportant Somewhat Unimportant Neither Important nor Unimportant Somewhat Important Very Important Extremely Important

What pathways of governance can work with complexity, feedbacks, and adaptive management?

Not at all Important Very Unimportant Somewhat Unimportant Neither Important nor Unimportant Somewhat Important Very Important Extremely Important

How can governance systems become resilient in the face of rapidly changing ecological-social systems?

Not at all Important Very Unimportant Somewhat Unimportant Neither Important nor Unimportant Somewhat Important Very Important Extremely Important

How can resource management practices better integrate ecological resiliency and anticipate disturbance?

Not at all Important Very Unimportant Somewhat Unimportant Neither Important nor Unimportant Somewhat Important Very Important Extremely Important



What institutional frameworks best facilitate adaptation to environmental change and resource scarcity?

			Neither				
Not at all	Very	Somewhat	Important nor	Somewhat	Very Important	Extremely	
Important	Unimportant	Unimportant	Unimportant	Important		Important	
<input type="radio"/>	<input type="radio"/>	<input type="radio"/>	<input type="radio"/>	<input type="radio"/>	<input type="radio"/>	<input type="radio"/>	<input type="radio"/>

How can social systems and natural life sciences be integrated to better inform each other to make wise use decisions?

			Neither				
Not at all	Very	Somewhat	Important nor	Somewhat	Very Important	Extremely	
Important	Unimportant	Unimportant	Unimportant	Important		Important	
<input type="radio"/>	<input type="radio"/>	<input type="radio"/>	<input type="radio"/>	<input type="radio"/>	<input type="radio"/>	<input type="radio"/>	<input type="radio"/>

How do we move beyond the case study in the governance of CHANS?

			Neither				
Not at all	Very	Somewhat	Important nor	Somewhat	Very Important	Extremely	
Important	Unimportant	Unimportant	Unimportant	Important		Important	
<input type="radio"/>	<input type="radio"/>	<input type="radio"/>	<input type="radio"/>	<input type="radio"/>	<input type="radio"/>	<input type="radio"/>	<input type="radio"/>

How do individual values and governance systems interact to produce outcomes?

			Neither				
Not at all	Very	Somewhat	Important nor	Somewhat	Very Important	Extremely	
Important	Unimportant	Unimportant	Unimportant	Important		Important	
<input type="radio"/>	<input type="radio"/>	<input type="radio"/>	<input type="radio"/>	<input type="radio"/>	<input type="radio"/>	<input type="radio"/>	<input type="radio"/>

What factors enable motivated people to govern CHANS effectively?

			Neither				
Not at all	Very	Somewhat	Important nor	Somewhat	Very Important	Extremely	
Important	Unimportant	Unimportant	Unimportant	Important		Important	
<input type="radio"/>	<input type="radio"/>	<input type="radio"/>	<input type="radio"/>	<input type="radio"/>	<input type="radio"/>	<input type="radio"/>	<input type="radio"/>

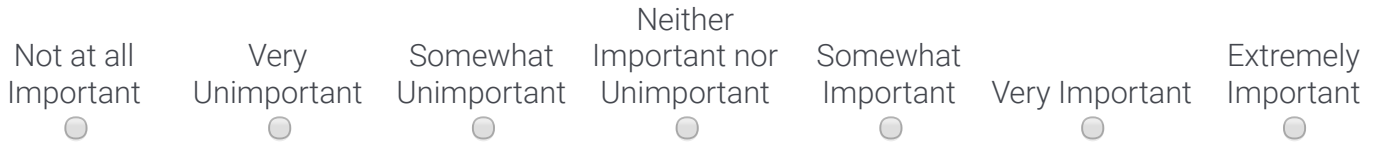
How can uncertainty be more effectively employed in understanding and managing coupled systems?

Not at all	Very	Somewhat	Neither	Somewhat	Very Important	Extremely	
Important	Unimportant	Unimportant	Important nor	Important		Important	
<input type="radio"/>	<input type="radio"/>	<input type="radio"/>	<input type="radio"/>	<input type="radio"/>	<input type="radio"/>	<input type="radio"/>	<input type="radio"/>

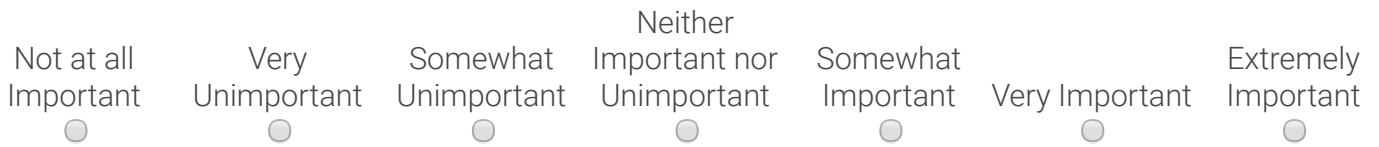
Unimportant



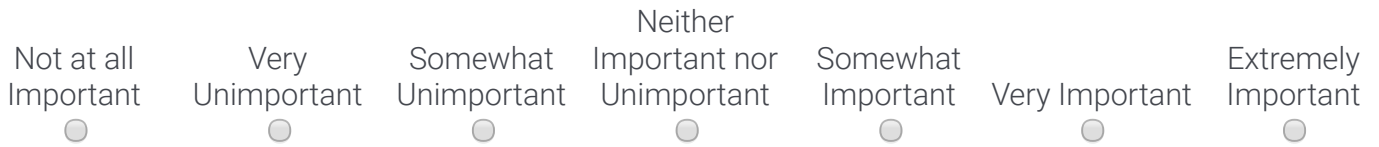
How do we best manage complex, multi-scaled, multi-objective CHANS?



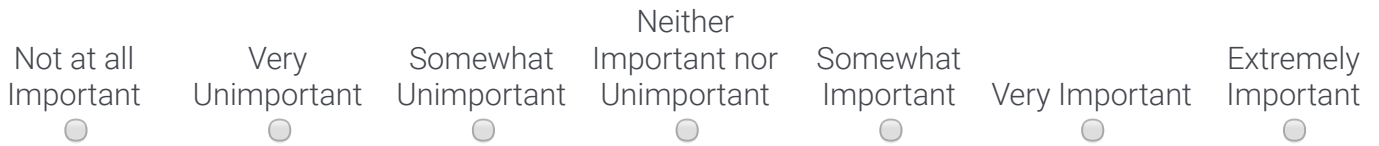
How can we design natural resource management approaches that reflect and work with biophysical variability (in time & space)?



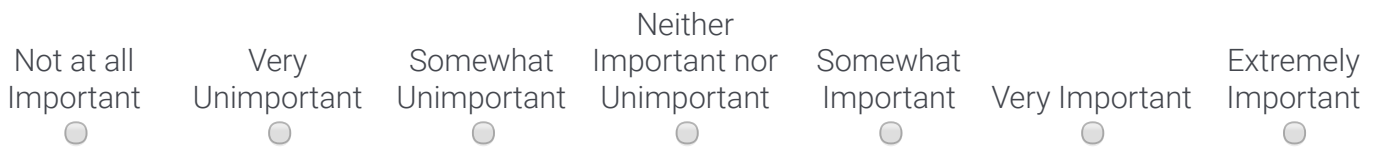
What are the linkages between local and global governance of CHANS?



How can we anticipate system change in a very narrow management time frame?



How do we improve cooperation in the commons?



What are the mechanisms and circumstances that create the conditions appropriate for successful collective action?





What are the right policies for achieving optimal scale of economy relative to the natural systems?

Not at all Important Very Unimportant Somewhat Unimportant Neither Important nor Unimportant Somewhat Important Very Important Extremely Important

How can CHANS feedbacks best be managed for both human needs and the good of the environment?

Not at all Important Very Unimportant Somewhat Unimportant Neither Important nor Unimportant Somewhat Important Very Important Extremely Important

What is the most effective way to get managers and policy makers involved in coupled systems research?

Not at all Important Very Unimportant Somewhat Unimportant Neither Important nor Unimportant Somewhat Important Very Important Extremely Important

How do we truly incorporate iterative processes into our decision making process?

Not at all Important Very Unimportant Somewhat Unimportant Neither Important nor Unimportant Somewhat Important Very Important Extremely Important

What are the interrelated and interacting human institutions that must be created (or altered) to identify and cope with different coupled system changes?

Not at all Important Very Unimportant Somewhat Unimportant Neither Important nor Unimportant Somewhat Important Very Important Extremely Important

How do we transform (or retrofit) existing socio-political systems/institutions that serve as barriers to change?

Neither

Not at all Important Very Unimportant Somewhat Unimportant Important nor Unimportant Somewhat Important Very Important Extremely Important

● ● ● ● ● ● ●

How should CHANS be situated in an institutional/political context?

Neither

Not at all Important Very Unimportant Somewhat Unimportant Important nor Unimportant Somewhat Important Very Important Extremely Important

● ● ● ● ● ● ●

How do we use technological advances to manage and mitigate environmental change?

Neither

Not at all Important Very Unimportant Somewhat Unimportant Important nor Unimportant Somewhat Important Very Important Extremely Important

● ● ● ● ● ● ●

How can communities adaptively (and peacefully) manage common-pool, declining resources?

Neither

Not at all Important Very Unimportant Somewhat Unimportant Important nor Unimportant Somewhat Important Very Important Extremely Important

● ● ● ● ● ● ●

How can political constraints to sustainable management be overcome?

Neither

Not at all Important Very Unimportant Somewhat Unimportant Important nor Unimportant Somewhat Important Very Important Extremely Important

● ● ● ● ● ● ●

What are the points at which ceding decision making about highly technical matters to a professional elite break down?

Neither

Not at all Important Very Unimportant Somewhat Unimportant Important nor Unimportant Somewhat Important Very Important Extremely Important

● ● ● ● ● ● ●

What kinds of governance systems contribute to improved social and ecological outcomes?

Not at all Very Somewhat Neither Somewhat Very Important Extremely

Important	Unimportant	Unimportant	Important nor Unimportant	Important		Important
<input type="radio"/>	<input type="radio"/>	<input type="radio"/>	<input type="radio"/>	<input type="radio"/>	<input type="radio"/>	<input type="radio"/>

How do we reform global governance (UN work) so that scientists and research carries the day?

Not at all Important	Very Unimportant	Somewhat Unimportant	Neither Important nor Unimportant	Somewhat Important	Very Important	Extremely Important
<input type="radio"/>	<input type="radio"/>	<input type="radio"/>	<input type="radio"/>	<input type="radio"/>	<input type="radio"/>	<input type="radio"/>

What types of science have a real influence on management?

Not at all Important	Very Unimportant	Somewhat Unimportant	Neither Important nor Unimportant	Somewhat Important	Very Important	Extremely Important
<input type="radio"/>	<input type="radio"/>	<input type="radio"/>	<input type="radio"/>	<input type="radio"/>	<input type="radio"/>	<input type="radio"/>

Are existing governance structures, policies and service delivery mechanisms effective in addressing marginal places and persons in urban areas, especially in developing economies?

Not at all Important	Very Unimportant	Somewhat Unimportant	Neither Important nor Unimportant	Somewhat Important	Very Important	Extremely Important
<input type="radio"/>	<input type="radio"/>	<input type="radio"/>	<input type="radio"/>	<input type="radio"/>	<input type="radio"/>	<input type="radio"/>

How can management planners use basic science most effectively?

Not at all Important	Very Unimportant	Somewhat Unimportant	Neither Important nor Unimportant	Somewhat Important	Very Important	Extremely Important
<input type="radio"/>	<input type="radio"/>	<input type="radio"/>	<input type="radio"/>	<input type="radio"/>	<input type="radio"/>	<input type="radio"/>

What is the role of bottom-up versus top-down policy in the management of CHANS?

Not at all Important	Very Unimportant	Somewhat Unimportant	Neither Important nor Unimportant	Somewhat Important	Very Important	Extremely Important
<input type="radio"/>	<input type="radio"/>	<input type="radio"/>	<input type="radio"/>	<input type="radio"/>	<input type="radio"/>	<input type="radio"/>

Can we better understand and manage the environmental impacts of the resource and waste streams through which people's needs and wants are met?

Not at all Important	Very Unimportant	Somewhat Unimportant	Neither Important nor Unimportant	Somewhat Important	Very Important	Extremely Important
<input type="radio"/>	<input type="radio"/>	<input type="radio"/>	<input type="radio"/>	<input type="radio"/>	<input type="radio"/>	<input type="radio"/>

Can the public trust doctrine offer a framework for delivering better social and ecological outcomes?

Not at all Important	Very Unimportant	Somewhat Unimportant	Neither Important nor Unimportant	Somewhat Important	Very Important	Extremely Important
<input type="radio"/>	<input type="radio"/>	<input type="radio"/>	<input type="radio"/>	<input type="radio"/>	<input type="radio"/>	<input type="radio"/>

What policies improve management of CHANS?

Not at all Important	Very Unimportant	Somewhat Unimportant	Neither Important nor Unimportant	Somewhat Important	Very Important	Extremely Important
<input type="radio"/>	<input type="radio"/>	<input type="radio"/>	<input type="radio"/>	<input type="radio"/>	<input type="radio"/>	<input type="radio"/>

Is governance up to the task of managing global change?

Not at all Important	Very Unimportant	Somewhat Unimportant	Neither Important nor Unimportant	Somewhat Important	Very Important	Extremely Important
<input type="radio"/>	<input type="radio"/>	<input type="radio"/>	<input type="radio"/>	<input type="radio"/>	<input type="radio"/>	<input type="radio"/>

How do we ensure regulations are flexible and practical but ensure environmental safety?

Not at all Important	Very Unimportant	Somewhat Unimportant	Neither Important nor Unimportant	Somewhat Important	Very Important	Extremely Important
<input type="radio"/>	<input type="radio"/>	<input type="radio"/>	<input type="radio"/>	<input type="radio"/>	<input type="radio"/>	<input type="radio"/>

How do policies influence human-nature interactions?

Not at all Important	Very Unimportant	Somewhat Unimportant	Neither Important nor Unimportant	Somewhat Important	Very Important	Extremely Important
<input type="radio"/>	<input type="radio"/>	<input type="radio"/>	<input type="radio"/>	<input type="radio"/>	<input type="radio"/>	<input type="radio"/>

How can we design decision-making structures to bring together groups with disparate objectives?

Not at all	Very	Somewhat	Neither	Somewhat	Very Important	Extremely
------------	------	----------	---------	----------	----------------	-----------

Important	Unimportant	Unimportant	Important nor Unimportant	Important		Important
<input type="radio"/>	<input type="radio"/>	<input type="radio"/>	<input type="radio"/>	<input type="radio"/>	<input type="radio"/>	<input type="radio"/>

How do we find more resources for research and management?

Not at all Important	Very Unimportant	Somewhat Unimportant	Neither Important nor Unimportant	Somewhat Important	Very Important	Extremely Important
<input type="radio"/>	<input type="radio"/>	<input type="radio"/>	<input type="radio"/>	<input type="radio"/>	<input type="radio"/>	<input type="radio"/>

How can non-traditional ontologies and epistemologies be used to understand and manage CHANS?

Not at all Important	Very Unimportant	Somewhat Unimportant	Neither Important nor Unimportant	Somewhat Important	Very Important	Extremely Important
<input type="radio"/>	<input type="radio"/>	<input type="radio"/>	<input type="radio"/>	<input type="radio"/>	<input type="radio"/>	<input type="radio"/>

How can we control climate change with demands of increasing food production and increasing energy use?

Not at all Important	Very Unimportant	Somewhat Unimportant	Neither Important nor Unimportant	Somewhat Important	Very Important	Extremely Important
<input type="radio"/>	<input type="radio"/>	<input type="radio"/>	<input type="radio"/>	<input type="radio"/>	<input type="radio"/>	<input type="radio"/>

How will climate & other global environmental changes (e.g., water availability) affect agricultural systems in different areas of the world?

Not at all Important	Very Unimportant	Somewhat Unimportant	Neither Important nor Unimportant	Somewhat Important	Very Important	Extremely Important
<input type="radio"/>	<input type="radio"/>	<input type="radio"/>	<input type="radio"/>	<input type="radio"/>	<input type="radio"/>	<input type="radio"/>

How will ongoing and future climate change affect the agriculture sector?

Not at all Important	Very Unimportant	Somewhat Unimportant	Neither Important nor Unimportant	Somewhat Important	Very Important	Extremely Important
<input type="radio"/>	<input type="radio"/>	<input type="radio"/>	<input type="radio"/>	<input type="radio"/>	<input type="radio"/>	<input type="radio"/>

What is the impact of human-induced land cover change on climate?

Not at all Important	Very Unimportant	Somewhat Unimportant	Neither Important nor Unimportant	Somewhat Important	Very Important	Extremely Important
<input type="radio"/>	<input type="radio"/>	<input type="radio"/>	<input type="radio"/>	<input type="radio"/>	<input type="radio"/>	<input type="radio"/>

How can forest disappearance due to the expansion of industrial agriculture and urbanization be stopped?

Not at all Important	Very Unimportant	Somewhat Unimportant	Neither Important nor Unimportant	Somewhat Important	Very Important	Extremely Important
<input type="radio"/>	<input type="radio"/>	<input type="radio"/>	<input type="radio"/>	<input type="radio"/>	<input type="radio"/>	<input type="radio"/>

How can we link landscape ecology and life cycle assessment to promote sustainable landscapes?

Not at all Important	Very Unimportant	Somewhat Unimportant	Neither Important nor Unimportant	Somewhat Important	Very Important	Extremely Important
<input type="radio"/>	<input type="radio"/>	<input type="radio"/>	<input type="radio"/>	<input type="radio"/>	<input type="radio"/>	<input type="radio"/>

How does the spatial configuration of land uses contribute to ecosystem services and sustainability?

Not at all Important	Very Unimportant	Somewhat Unimportant	Neither Important nor Unimportant	Somewhat Important	Very Important	Extremely Important
<input type="radio"/>	<input type="radio"/>	<input type="radio"/>	<input type="radio"/>	<input type="radio"/>	<input type="radio"/>	<input type="radio"/>

Do network-based hydrologic CHANS behave in fundamentally different ways from patchwork-based terrestrial CHANS?

Not at all Important	Very Unimportant	Somewhat Unimportant	Neither Important nor Unimportant	Somewhat Important	Very Important	Extremely Important
<input type="radio"/>	<input type="radio"/>	<input type="radio"/>	<input type="radio"/>	<input type="radio"/>	<input type="radio"/>	<input type="radio"/>

Which modeling tools are suitable for understanding and forecasting land use change in developing regions, and at what scales?

Not at all Important	Very Unimportant	Somewhat Unimportant	Neither Important nor Unimportant	Somewhat Important	Very Important	Extremely Important
<input type="radio"/>	<input type="radio"/>	<input type="radio"/>	<input type="radio"/>	<input type="radio"/>	<input type="radio"/>	<input type="radio"/>

How is the global economy affecting land-use change at regional and finer scales, and how does this impact natural systems?

Not at all Important	Very Unimportant	Somewhat Unimportant	Neither Important nor Unimportant	Somewhat Important	Very Important	Extremely Important
<input type="radio"/>	<input type="radio"/>	<input type="radio"/>	<input type="radio"/>	<input type="radio"/>	<input type="radio"/>	<input type="radio"/>

Under what scenarios will drivers of urbanization and land use change promote sustainable city development?

Not at all Important	Very Unimportant	Somewhat Unimportant	Neither Important nor Unimportant	Somewhat Important	Very Important	Extremely Important
<input type="radio"/>	<input type="radio"/>	<input type="radio"/>	<input type="radio"/>	<input type="radio"/>	<input type="radio"/>	<input type="radio"/>

What effects will changing agricultural trends have on modern human diet and/or nutrition?

Not at all Important	Very Unimportant	Somewhat Unimportant	Neither Important nor Unimportant	Somewhat Important	Very Important	Extremely Important
<input type="radio"/>	<input type="radio"/>	<input type="radio"/>	<input type="radio"/>	<input type="radio"/>	<input type="radio"/>	<input type="radio"/>

Are GMOs safe for the environment and can GMOs be contained to minimize ecological impact?

Not at all Important	Very Unimportant	Somewhat Unimportant	Neither Important nor Unimportant	Somewhat Important	Very Important	Extremely Important
<input type="radio"/>	<input type="radio"/>	<input type="radio"/>	<input type="radio"/>	<input type="radio"/>	<input type="radio"/>	<input type="radio"/>

What are the environmental and social impacts and underpinnings of a sustainable and just food system?

Not at all Important	Very Unimportant	Somewhat Unimportant	Neither Important nor Unimportant	Somewhat Important	Very Important	Extremely Important
<input type="radio"/>	<input type="radio"/>	<input type="radio"/>	<input type="radio"/>	<input type="radio"/>	<input type="radio"/>	<input type="radio"/>

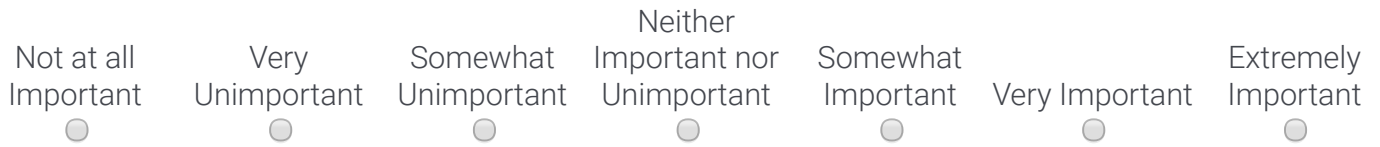
What are some economical and social factors that prevent sustainable agriculture and permaculture from succeeding?

Not at all Important	Very Unimportant	Somewhat Unimportant	Neither Important nor	Somewhat Important	Very Important	Extremely Important
<input type="radio"/>	<input type="radio"/>	<input type="radio"/>	<input type="radio"/>	<input type="radio"/>	<input type="radio"/>	<input type="radio"/>

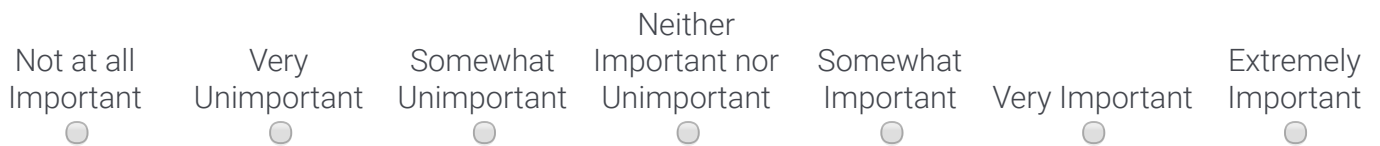
Unimportant



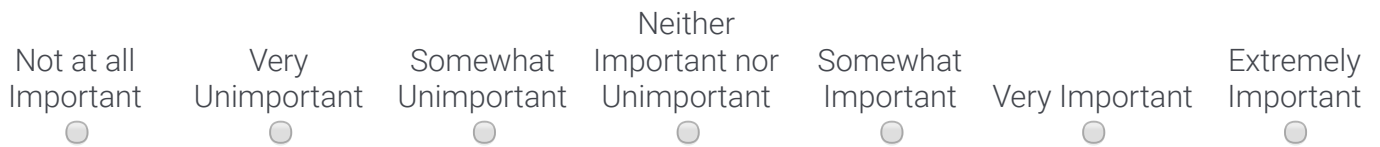
How sustainable are our current industrial food systems?



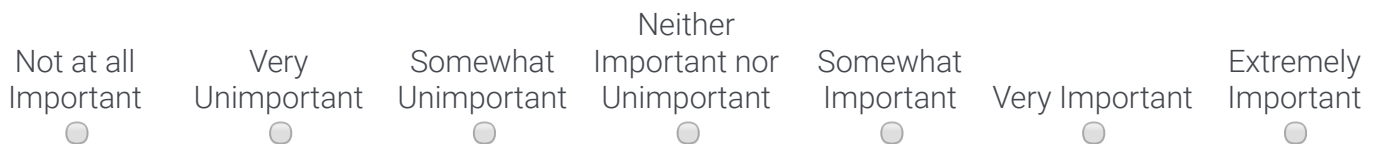
How do land use and land cover change influence household and/or community vulnerability and vice versa, especially in marginal environments?



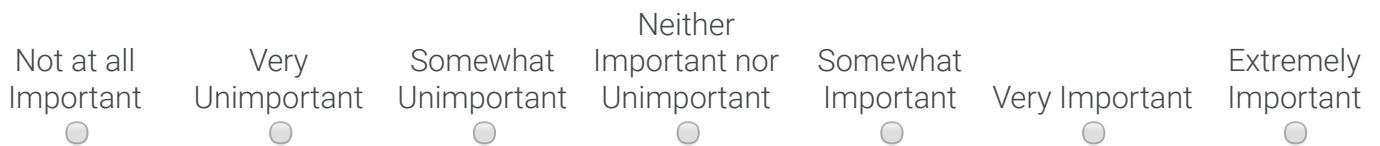
What characterizes sustainable land use systems and how can we transition to such systems?



What are ecological and socio-political consequences of land cover change?



Under what sorts of circumstances does land sharing as opposed to land sparing occur?



How do human activities alter ecological landscape processes?





What urbanization strategies best promote sustainable urban landscapes?

Neither

Not at all Important	Very Unimportant	Somewhat Unimportant	Important nor Unimportant	Somewhat Important	Very Important	Extremely Important
<input type="radio"/>	<input type="radio"/>	<input type="radio"/>	<input type="radio"/>	<input type="radio"/>	<input type="radio"/>	<input type="radio"/>

How do we integrate efficient high population density communities within an urban sprawl framework?

Neither

Not at all Important	Very Unimportant	Somewhat Unimportant	Important nor Unimportant	Somewhat Important	Very Important	Extremely Important
<input type="radio"/>	<input type="radio"/>	<input type="radio"/>	<input type="radio"/>	<input type="radio"/>	<input type="radio"/>	<input type="radio"/>

How do we measure resilience in CHANS, and how do we develop predictive models of resilience?

Neither

Not at all Important	Very Unimportant	Somewhat Unimportant	Important nor Unimportant	Somewhat Important	Very Important	Extremely Important
<input type="radio"/>	<input type="radio"/>	<input type="radio"/>	<input type="radio"/>	<input type="radio"/>	<input type="radio"/>	<input type="radio"/>

How can we incorporate behavior, tipping points, emergent properties and regime shifts especially for ecosystem function and social organizations in CHANS models?

Neither

Not at all Important	Very Unimportant	Somewhat Unimportant	Important nor Unimportant	Somewhat Important	Very Important	Extremely Important
<input type="radio"/>	<input type="radio"/>	<input type="radio"/>	<input type="radio"/>	<input type="radio"/>	<input type="radio"/>	<input type="radio"/>

How can we systematically consider the tradeoffs between decisions across coupled and human and natural systems?

Neither

Not at all Important	Very Unimportant	Somewhat Unimportant	Important nor Unimportant	Somewhat Important	Very Important	Extremely Important
<input type="radio"/>	<input type="radio"/>	<input type="radio"/>	<input type="radio"/>	<input type="radio"/>	<input type="radio"/>	<input type="radio"/>

How can the existing knowledge of human behavior within multiple social science disciplines serve in answering whether lab or field based models can help us better understand as well as

predict how human decisions influence physical systems and vice versa?

Not at all Important Very Unimportant Somewhat Unimportant Neither Important nor Unimportant Somewhat Important Very Important Extremely Important

What role should citizen stakeholders play in CHANS research?

Not at all Important Very Unimportant Somewhat Unimportant Neither Important nor Unimportant Somewhat Important Very Important Extremely Important

How can we effectively treat technological-infrastructure systems within a CHANS framework?

Not at all Important Very Unimportant Somewhat Unimportant Neither Important nor Unimportant Somewhat Important Very Important Extremely Important

How can recent innovations in data science (i.e. storage, access, processing power) be used to understand CHANS?

Not at all Important Very Unimportant Somewhat Unimportant Neither Important nor Unimportant Somewhat Important Very Important Extremely Important

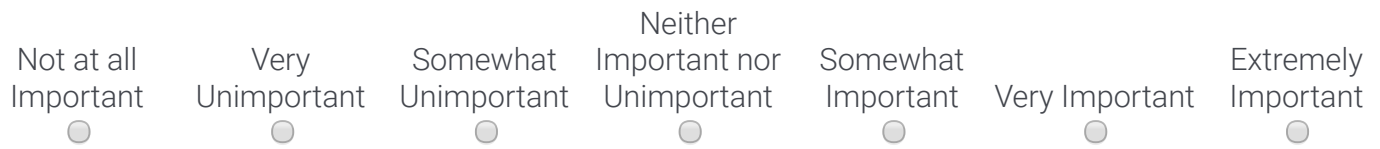
To what extent should research design and management be different to best address CHANS issues?

Not at all Important Very Unimportant Somewhat Unimportant Neither Important nor Unimportant Somewhat Important Very Important Extremely Important

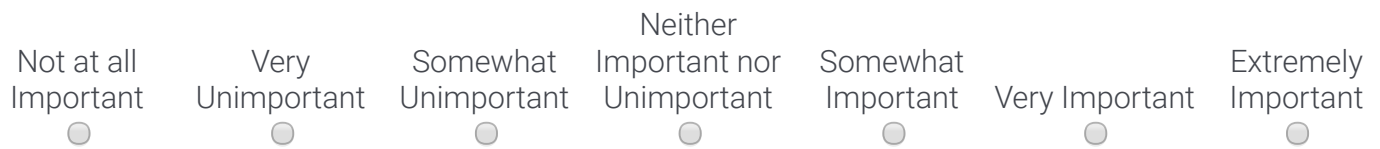
How can we best model complex, multi-scale, multi-actor CHANS?

Not at all Important Very Unimportant Somewhat Unimportant Neither Important nor Unimportant Somewhat Important Very Important Extremely Important

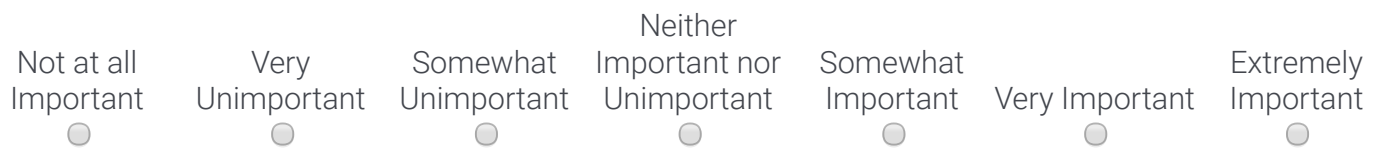
What are the costs and benefits of channeling human and fiscal resources to coupled systems research vs fundamental disciplinary research?



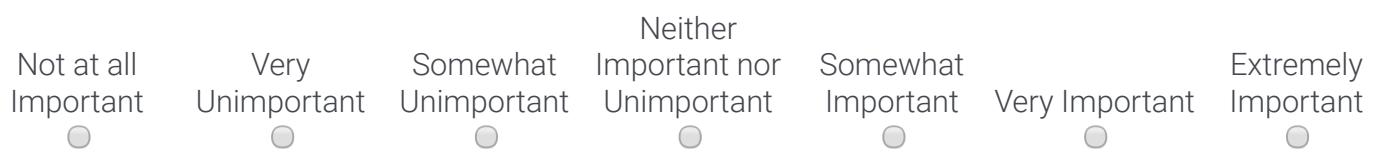
Can we generate political ecology/economy methods that incorporate history, assymetrical power, and access?



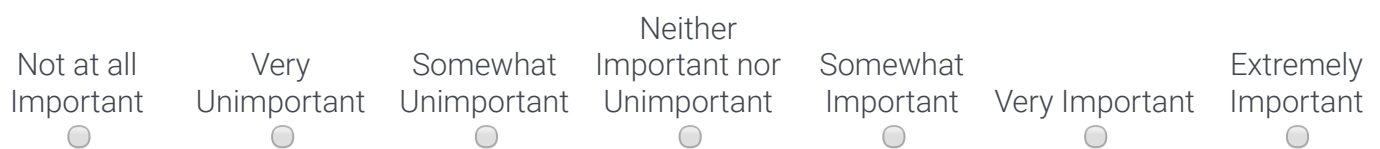
How best can various disciplines be integrated for effective research on CHANS?



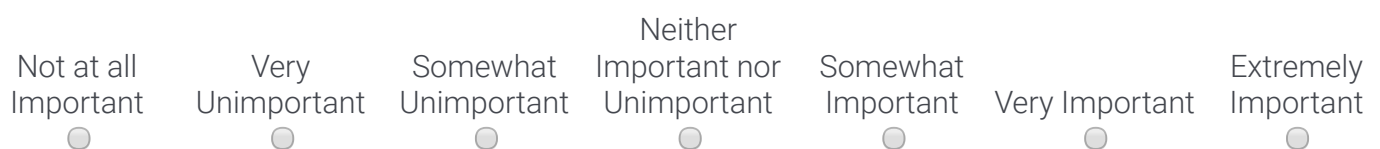
How do we effectively link mechanistic and agent-based models in simulating CHANS?



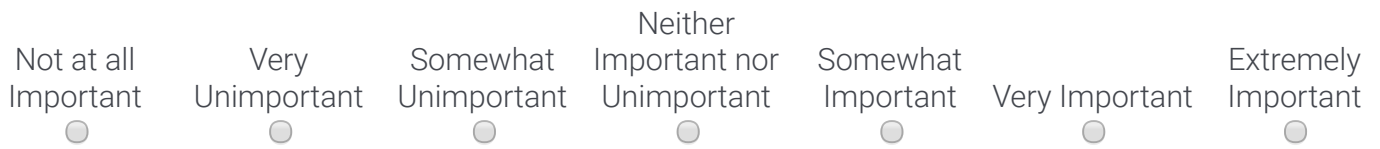
How do we create a translational research framework for managing human ecosystems?



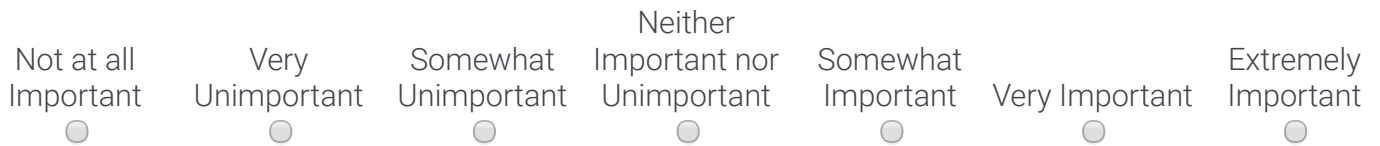
What are the best methods for the study of CHANS?



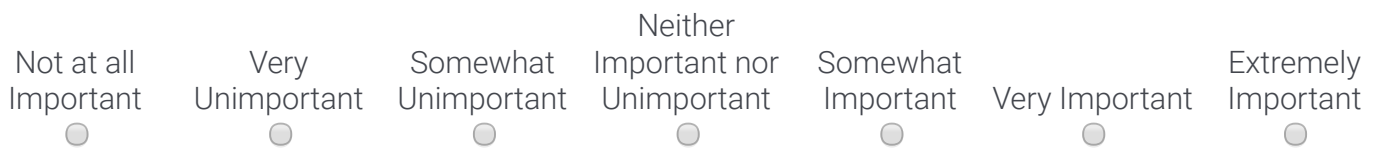
How do scientists best integrate data, methods, and epistemologies from different disciplines to best understand CHANS?



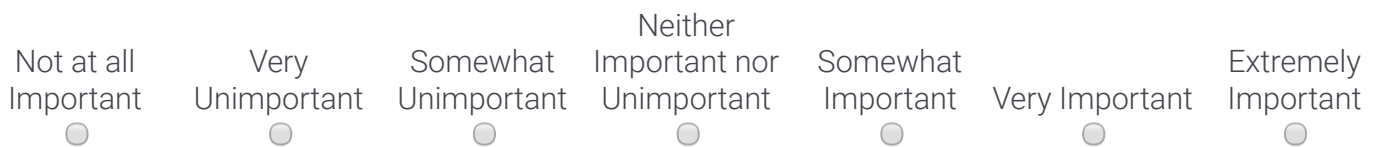
How do we recognize teleconnections and represent them in CHANS models?



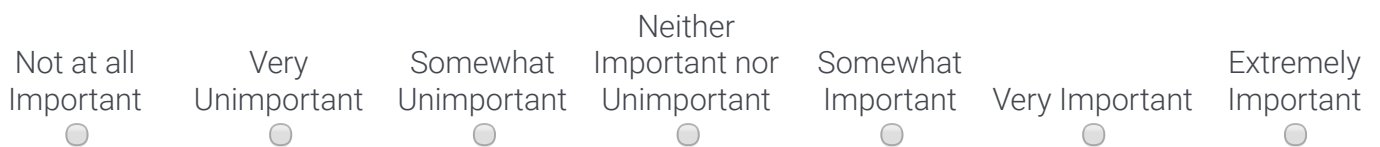
How do we evaluate models of environmental change in a no-analogue earth system state?



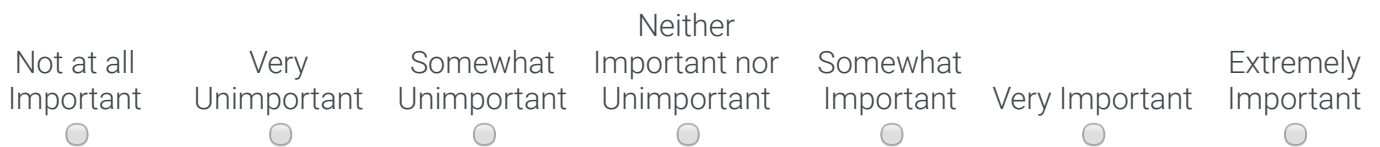
How do we measure externalities and interactions in CHANS?



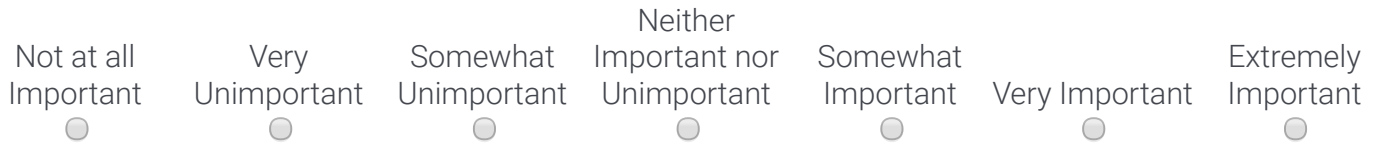
How can we effectively leverage rich place-based studies and "big data" to create more comprehensive knowledge?



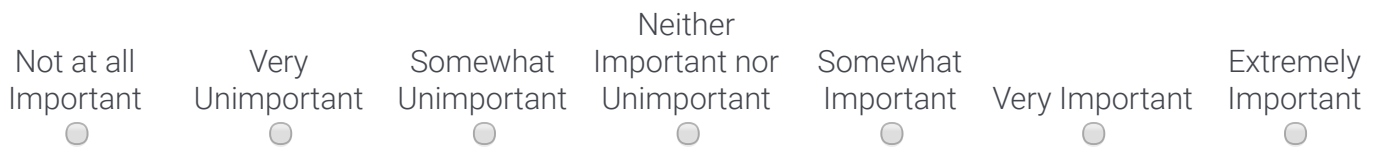
How can we better represent social systems and processes in CHANS models?



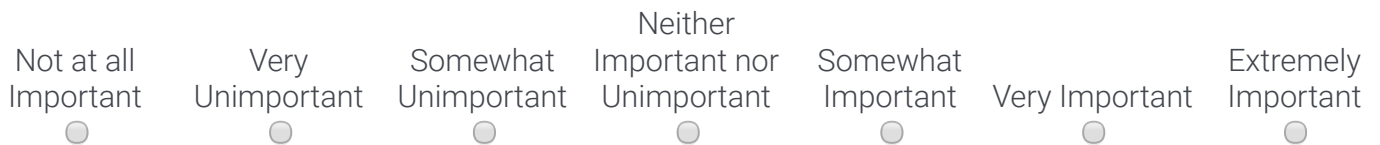
How can we accurately measure human response to a CHANS project?



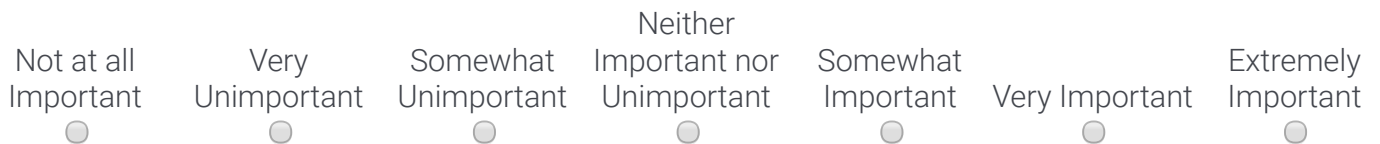
How can CHANS methods be developed beyond integrative modeling?



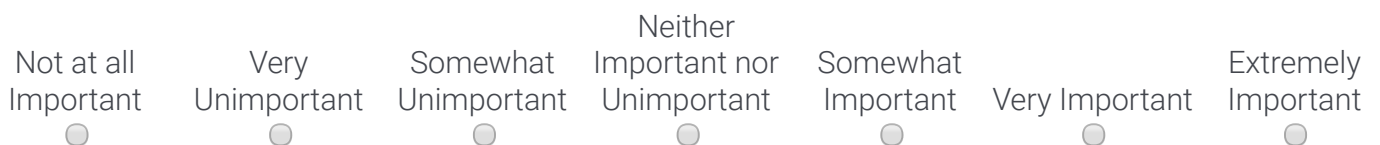
How do we operationalize a measure of human well-being?



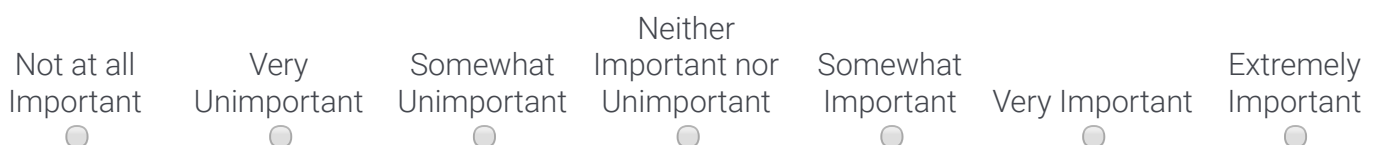
What types of research questions are best investigated using a CHANS framework?



How can we quantify and incorporate culturally valued resources in CHANS?



How can we explore the question of networks between and within CHANS?



How can we best represent human decisions, behavior, and human-built elements of natural systems in coupled process models?

Not at all Important Very Unimportant Somewhat Unimportant Neither Important nor Unimportant Somewhat Important Very Important Extremely Important

How can we design socio-ecological research that is relevant to the social communities affected by ecosystem processes?

Not at all Important Very Unimportant Somewhat Unimportant Neither Important nor Unimportant Somewhat Important Very Important Extremely Important

What new data sets should we be building to improve our modeling of human-natural system dynamics?

Not at all Important Very Unimportant Somewhat Unimportant Neither Important nor Unimportant Somewhat Important Very Important Extremely Important

How can issues of accelerating uncertainty for future projections from coupled human-natural systems be modelled?

Not at all Important Very Unimportant Somewhat Unimportant Neither Important nor Unimportant Somewhat Important Very Important Extremely Important

How do researchers evaluate the data needs of a CHANS approach in inquiry?

Not at all Important Very Unimportant Somewhat Unimportant Neither Important nor Unimportant Somewhat Important Very Important Extremely Important

How can analysis of currently employed measures of human-environment interactions be effectively used, or improved, to improve observations of change?

Not at all Important Very Unimportant Somewhat Unimportant Neither Important nor Unimportant Somewhat Important Very Important Extremely Important

Can researchers integrate models for a Global System Science that serves to both design and create technology for biological and socio-technical systems?

Not at all Important Very Unimportant Somewhat Unimportant Neither Important nor Unimportant Somewhat Important Very Important Extremely Important

How can we ensure that inter-disciplinary projects that include non-academic stakeholders become the norm rather than the exception (especially in sustainability science)?

Not at all Important Very Unimportant Somewhat Unimportant Neither Important nor Unimportant Somewhat Important Very Important Extremely Important

What are the tradeoffs between resolution, model fidelity, scale, and tightness of coupling?

Not at all Important Very Unimportant Somewhat Unimportant Neither Important nor Unimportant Somewhat Important Very Important Extremely Important

How is decision making coupled across scales?

Not at all Important Very Unimportant Somewhat Unimportant Neither Important nor Unimportant Somewhat Important Very Important Extremely Important

How do we account for and understand the role of legacy and cumulative effects in CHANS?

Not at all Important Very Unimportant Somewhat Unimportant Neither Important nor Unimportant Somewhat Important Very Important Extremely Important

How do we quantify the spatio-temporal interactions among human and natural systems?

Not at all Important Very Unimportant Somewhat Unimportant Neither Important nor Unimportant Somewhat Important Very Important Extremely Important

How do we account for spatial autocorrelation and distance relationships in these systems?

Neither

Not at all Important	Very Unimportant	Somewhat Unimportant	Important nor Unimportant	Somewhat Important	Very Important	Extremely Important
<input type="radio"/>	<input type="radio"/>	<input type="radio"/>	<input type="radio"/>	<input type="radio"/>	<input type="radio"/>	<input type="radio"/>

How do CHANS researchers determine the most appropriate system boundaries for CHANS for effective research and management?

Neither

Not at all Important	Very Unimportant	Somewhat Unimportant	Important nor Unimportant	Somewhat Important	Very Important	Extremely Important
<input type="radio"/>	<input type="radio"/>	<input type="radio"/>	<input type="radio"/>	<input type="radio"/>	<input type="radio"/>	<input type="radio"/>

What is the best way to sample annual systems with long-term studies?

Neither

Not at all Important	Very Unimportant	Somewhat Unimportant	Important nor Unimportant	Somewhat Important	Very Important	Extremely Important
<input type="radio"/>	<input type="radio"/>	<input type="radio"/>	<input type="radio"/>	<input type="radio"/>	<input type="radio"/>	<input type="radio"/>

What is the scale at which humans are most capable of sustainable interaction with the natural world?

Neither

Not at all Important	Very Unimportant	Somewhat Unimportant	Important nor Unimportant	Somewhat Important	Very Important	Extremely Important
<input type="radio"/>	<input type="radio"/>	<input type="radio"/>	<input type="radio"/>	<input type="radio"/>	<input type="radio"/>	<input type="radio"/>

How can researchers improve assessment strategies at appropriate time and space scales?

Neither

Not at all Important	Very Unimportant	Somewhat Unimportant	Important nor Unimportant	Somewhat Important	Very Important	Extremely Important
<input type="radio"/>	<input type="radio"/>	<input type="radio"/>	<input type="radio"/>	<input type="radio"/>	<input type="radio"/>	<input type="radio"/>

What is the most appropriate scale at which to study CHANS?

Neither

Not at all Important	Very Unimportant	Somewhat Unimportant	Important nor Unimportant	Somewhat Important	Very Important	Extremely Important
<input type="radio"/>	<input type="radio"/>	<input type="radio"/>	<input type="radio"/>	<input type="radio"/>	<input type="radio"/>	<input type="radio"/>

How can scientists best integrate data, methods, and research designs across multiple spatial and temporal scales?

Neither

Not at all Important	Very Unimportant	Somewhat Unimportant	Important nor Unimportant	Somewhat Important	Very Important	Extremely Important
<input type="radio"/>	<input type="radio"/>	<input type="radio"/>	<input type="radio"/>	<input type="radio"/>	<input type="radio"/>	<input type="radio"/>

What is the role of spatial scale in understanding the coupling between natural and human systems?

Neither

Not at all Important	Very Unimportant	Somewhat Unimportant	Important nor Unimportant	Somewhat Important	Very Important	Extremely Important
<input type="radio"/>	<input type="radio"/>	<input type="radio"/>	<input type="radio"/>	<input type="radio"/>	<input type="radio"/>	<input type="radio"/>

How do CHANS dynamics and feedbacks vary across spatial and temporal scales?

Neither

Not at all Important	Very Unimportant	Somewhat Unimportant	Important nor Unimportant	Somewhat Important	Very Important	Extremely Important
<input type="radio"/>	<input type="radio"/>	<input type="radio"/>	<input type="radio"/>	<input type="radio"/>	<input type="radio"/>	<input type="radio"/>

To what extent is our understanding of hierarchies in CHANS an accurate reflection of what is occurring, and what are alternate explanations?

Neither

Not at all Important	Very Unimportant	Somewhat Unimportant	Important nor Unimportant	Somewhat Important	Very Important	Extremely Important
<input type="radio"/>	<input type="radio"/>	<input type="radio"/>	<input type="radio"/>	<input type="radio"/>	<input type="radio"/>	<input type="radio"/>

How do we scale up smaller-scale analyses of managed processes in the environment to reflect policy and governance?

Neither

Not at all Important	Very Unimportant	Somewhat Unimportant	Important nor Unimportant	Somewhat Important	Very Important	Extremely Important
<input type="radio"/>	<input type="radio"/>	<input type="radio"/>	<input type="radio"/>	<input type="radio"/>	<input type="radio"/>	<input type="radio"/>

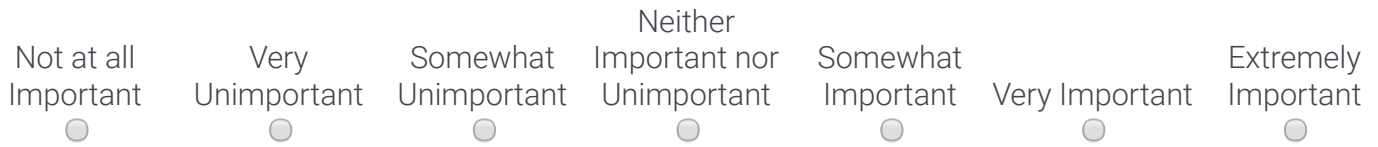
How do local biophysical changes from human interventions influence regional and global biophysical processes - especially with respect to water?

Not at all Important	Very Unimportant	Somewhat Unimportant	Neither Important nor	Somewhat Important	Very Important	Extremely Important
<input type="radio"/>	<input type="radio"/>	<input type="radio"/>	<input type="radio"/>	<input type="radio"/>	<input type="radio"/>	<input type="radio"/>

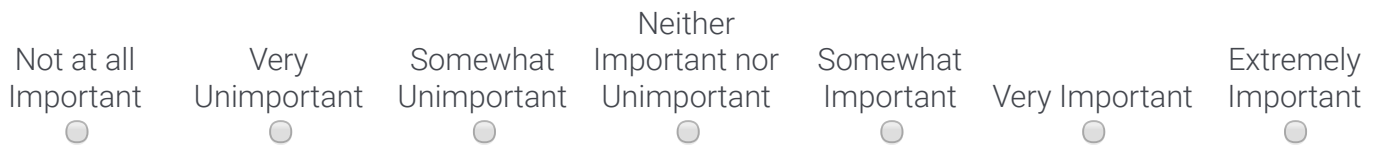
Unimportant



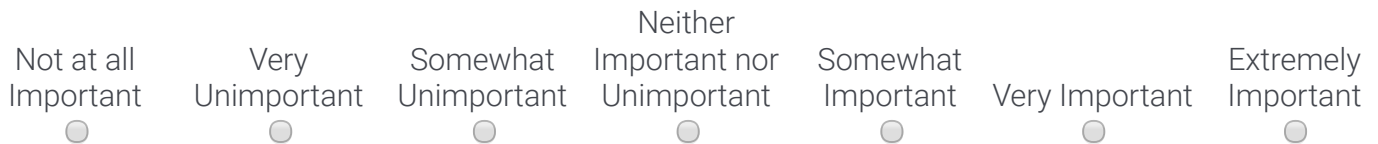
What is the role of technology and human adaptation in managing CHANS systems?



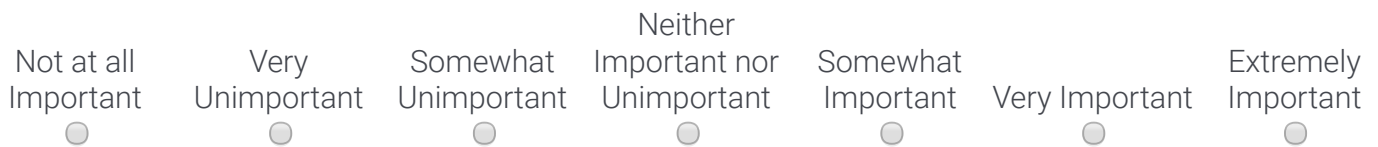
How does culture motivate or demotivate humans in protecting their natural environments?



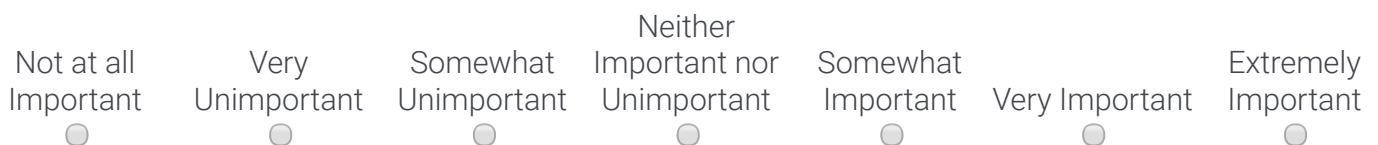
What are the social drivers at multiple scales of coupled complex systems?



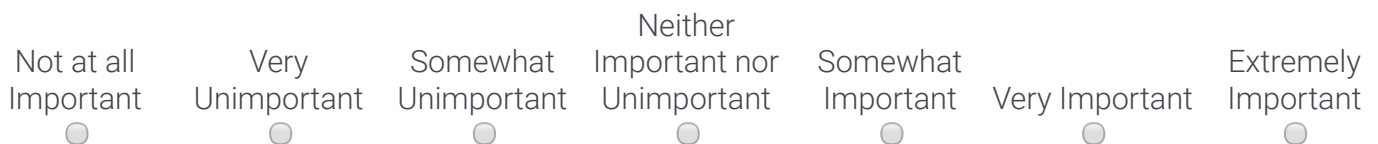
How do human social networks affect the way humans interact with ecological systems?



How can knowledge of CHANS be co-produced among various stakeholders for learning and action?



What is the role of ideology in understanding system change?



What are the constants in socio-ecological perception and values across race, culture, and economic status?

Not at all Important	Very Unimportant	Somewhat Unimportant	Neither Important nor Unimportant	Somewhat Important	Very Important	Extremely Important
<input type="radio"/>	<input type="radio"/>	<input type="radio"/>	<input type="radio"/>	<input type="radio"/>	<input type="radio"/>	<input type="radio"/>

How are the clear facts of coupled human and natural systems obscured in policy, in management, and in Western cultural orientations?

Not at all Important	Very Unimportant	Somewhat Unimportant	Neither Important nor Unimportant	Somewhat Important	Very Important	Extremely Important
<input type="radio"/>	<input type="radio"/>	<input type="radio"/>	<input type="radio"/>	<input type="radio"/>	<input type="radio"/>	<input type="radio"/>

How does scientific information--e.g., predictions, risk assessments, response plans, or scientific study in general--influence people, organizations, and societies in their approach to coupled or potentially coupled systems?

Not at all Important	Very Unimportant	Somewhat Unimportant	Neither Important nor Unimportant	Somewhat Important	Very Important	Extremely Important
<input type="radio"/>	<input type="radio"/>	<input type="radio"/>	<input type="radio"/>	<input type="radio"/>	<input type="radio"/>	<input type="radio"/>

How can we reintegrate humans into our conceptualization and management of 'natural' systems?

Not at all Important	Very Unimportant	Somewhat Unimportant	Neither Important nor Unimportant	Somewhat Important	Very Important	Extremely Important
<input type="radio"/>	<input type="radio"/>	<input type="radio"/>	<input type="radio"/>	<input type="radio"/>	<input type="radio"/>	<input type="radio"/>

How can connections to nature of a global urbanizing population be strengthened?

Not at all Important	Very Unimportant	Somewhat Unimportant	Neither Important nor Unimportant	Somewhat Important	Very Important	Extremely Important
<input type="radio"/>	<input type="radio"/>	<input type="radio"/>	<input type="radio"/>	<input type="radio"/>	<input type="radio"/>	<input type="radio"/>

How can cultures be transformed into more sustainable social systems?

Not at all	Very	Somewhat	Neither	Somewhat	Very Important	Extremely
------------	------	----------	---------	----------	----------------	-----------

Important Unimportant Unimportant Important nor Unimportant Important Important

How do different socio-cultural contexts affect CHANS research itself, for example, when CHANS research is applied internationally?

Not at all Important Very Unimportant Somewhat Unimportant Neither Important nor Unimportant Somewhat Important Very Important Extremely Important

How do we integrate humans in the natural world rather than treat them as 'coupled'?

Not at all Important Very Unimportant Somewhat Unimportant Neither Important nor Unimportant Somewhat Important Very Important Extremely Important

What areas of human systems have the greatest potential for mitigation of human impacts on natural systems?

Not at all Important Very Unimportant Somewhat Unimportant Neither Important nor Unimportant Somewhat Important Very Important Extremely Important

What are the linkages between human population and natural systems?

Not at all Important Very Unimportant Somewhat Unimportant Neither Important nor Unimportant Somewhat Important Very Important Extremely Important

How and when do humans feel connected to natural systems?

Not at all Important Very Unimportant Somewhat Unimportant Neither Important nor Unimportant Somewhat Important Very Important Extremely Important

How have human relationships with nature changed over time and how will they change in the future?

Not at all Important Very Unimportant Somewhat Unimportant Neither Important nor Unimportant Somewhat Important Very Important Extremely Important

How do power dynamics and differentials within social systems affect CHANS dynamics?

Not at all Important Very Unimportant Somewhat Unimportant Neither Important nor Unimportant Somewhat Important Very Important Extremely Important

How will human per capita population growth rates change and what will be the spatial distribution of that change?

Not at all Important Very Unimportant Somewhat Unimportant Neither Important nor Unimportant Somewhat Important Very Important Extremely Important

How has culture been integrated to improve community based natural resource management?

Not at all Important Very Unimportant Somewhat Unimportant Neither Important nor Unimportant Somewhat Important Very Important Extremely Important

How do we break through and begin discussing the role of hard/uncomfortable issues in coupled processes (e.g., privilege, racism, etc.)?

Not at all Important Very Unimportant Somewhat Unimportant Neither Important nor Unimportant Somewhat Important Very Important Extremely Important

How can we empower community-based decisions that satisfy as many stakeholders as possible?

Not at all Important Very Unimportant Somewhat Unimportant Neither Important nor Unimportant Somewhat Important Very Important Extremely Important

What is the relationship between settlement type and ecosystem type?

Not at all Important Very Unimportant Somewhat Unimportant Neither Important nor Unimportant Somewhat Important Very Important Extremely Important

How do social and cultural factors affect the management of CHANS?

Not at all Important Very Unimportant Somewhat Unimportant Neither Important nor Unimportant Somewhat Important Very Important Extremely Important

How is environmental change affecting people's capacity and prospects for survival?

Not at all Important Very Unimportant Somewhat Unimportant Neither Important nor Unimportant Somewhat Important Very Important Extremely Important

How will human consumption patterns change in the coming decades?

Not at all Important Very Unimportant Somewhat Unimportant Neither Important nor Unimportant Somewhat Important Very Important Extremely Important

What are appropriate and effective methods to bring stakeholders together to address environmental issues?

Not at all Important Very Unimportant Somewhat Unimportant Neither Important nor Unimportant Somewhat Important Very Important Extremely Important

How do different types of ownership of resources (public, private, commons, nullius) affect the viability of CHANS?

Not at all Important Very Unimportant Somewhat Unimportant Neither Important nor Unimportant Somewhat Important Very Important Extremely Important

How does social organization mediate human interaction with the environment, i.e., amplify or attenuate perceptions of risk associated with environmental change?

Not at all Important Very Unimportant Somewhat Unimportant Neither Important nor Unimportant Somewhat Important Very Important Extremely Important

What are the perceptions of landholders/land managers of environmental issues and how do those compare to public perceptions and scientific knowledge?

Not at all Important Very Unimportant Somewhat Unimportant Neither Important nor Unimportant Somewhat Important Very Important Extremely Important

What are the relationships between cultural values, management and natural systems?

Not at all Important Very Unimportant Somewhat Unimportant Neither Important nor Unimportant Somewhat Important Very Important Extremely Important

What are the relationships among environment, population dynamics, settlement structure, and human mobility?

Not at all Important Very Unimportant Somewhat Unimportant Neither Important nor Unimportant Somewhat Important Very Important Extremely Important

How will human population patterns change with ongoing changes in availability of water?

Not at all Important Very Unimportant Somewhat Unimportant Neither Important nor Unimportant Somewhat Important Very Important Extremely Important

How do certain political and social development decisions impact natural systems?

Not at all Important Very Unimportant Somewhat Unimportant Neither Important nor Unimportant Somewhat Important Very Important Extremely Important

If both people and the environment should be considered in development, how can we strike the balance?

Not at all Important Very Unimportant Somewhat Unimportant Neither Important nor Unimportant Somewhat Important Very Important Extremely Important

What attitudes, dispositions, and knowledge are needed to further the transition to a just sustainability?

Not at all Important Very Unimportant Somewhat Unimportant Neither Important nor Unimportant Somewhat Important Very Important Extremely Important

What are the linkages between inequality and CHANS processes?

Not at all Important Very Unimportant Somewhat Unimportant Neither Important nor Unimportant Somewhat Important Very Important Extremely Important

Why and how do social inequalities emerge, grow, persist, and diminish, and with what consequences?

Not at all Important Very Unimportant Somewhat Unimportant Neither Important nor Unimportant Somewhat Important Very Important Extremely Important

What factors predispose CHANS to be more or less sustainable, both in absolute and in relative terms?

Not at all Important Very Unimportant Somewhat Unimportant Neither Important nor Unimportant Somewhat Important Very Important Extremely Important

What is the extent of the existence of a resources curse in areas with abundant natural resources but high rates of poverty?

Not at all Important Very Unimportant Somewhat Unimportant Neither Important nor Unimportant Somewhat Important Very Important Extremely Important

What is the relationship between poverty, livelihoods and environmental degradation?

Neither

Not at all Important	Very Unimportant	Somewhat Unimportant	Important nor Unimportant	Somewhat Important	Very Important	Extremely Important
<input type="radio"/>	<input type="radio"/>	<input type="radio"/>	<input type="radio"/>	<input type="radio"/>	<input type="radio"/>	<input type="radio"/>

How does society improve medium and long term co-viability of ecological and social processes in CHANS?

Neither

Not at all Important	Very Unimportant	Somewhat Unimportant	Important nor Unimportant	Somewhat Important	Very Important	Extremely Important
<input type="radio"/>	<input type="radio"/>	<input type="radio"/>	<input type="radio"/>	<input type="radio"/>	<input type="radio"/>	<input type="radio"/>

How can the monetary system and the economy be transformed, so that they don't require growth to avoid collapse, and don't continually concentrate wealth and power in few hands?

Neither

Not at all Important	Very Unimportant	Somewhat Unimportant	Important nor Unimportant	Somewhat Important	Very Important	Extremely Important
<input type="radio"/>	<input type="radio"/>	<input type="radio"/>	<input type="radio"/>	<input type="radio"/>	<input type="radio"/>	<input type="radio"/>

How do we achieve a steady state economy?

Neither

Not at all Important	Very Unimportant	Somewhat Unimportant	Important nor Unimportant	Somewhat Important	Very Important	Extremely Important
<input type="radio"/>	<input type="radio"/>	<input type="radio"/>	<input type="radio"/>	<input type="radio"/>	<input type="radio"/>	<input type="radio"/>

How can we rescue natural systems in socially depressed areas of big cities in Latin America as a tool for human development?

Neither

Not at all Important	Very Unimportant	Somewhat Unimportant	Important nor Unimportant	Somewhat Important	Very Important	Extremely Important
<input type="radio"/>	<input type="radio"/>	<input type="radio"/>	<input type="radio"/>	<input type="radio"/>	<input type="radio"/>	<input type="radio"/>

What other global environmental change besides climate change pose threats to sustainability?

Neither

Not at all Important	Very Unimportant	Somewhat Unimportant	Important nor Unimportant	Somewhat Important	Very Important	Extremely Important
<input type="radio"/>	<input type="radio"/>	<input type="radio"/>	<input type="radio"/>	<input type="radio"/>	<input type="radio"/>	<input type="radio"/>



How are sustainability and peace linked? Can conservation and other sustainability efforts, as well as CHANS research help promote peace or conflict resolution?

Neither

Not at all Important	Very Unimportant	Somewhat Unimportant	Important nor Unimportant	Somewhat Important	Very Important	Extremely Important
<input type="radio"/>	<input type="radio"/>	<input type="radio"/>	<input type="radio"/>	<input type="radio"/>	<input type="radio"/>	<input type="radio"/>

Under what livelihood and environmental conditions do we see an alleviation of poverty?

Neither

Not at all Important	Very Unimportant	Somewhat Unimportant	Important nor Unimportant	Somewhat Important	Very Important	Extremely Important
<input type="radio"/>	<input type="radio"/>	<input type="radio"/>	<input type="radio"/>	<input type="radio"/>	<input type="radio"/>	<input type="radio"/>

How can the interests of people and the environment be balanced in development, particularly in developing countries which still require a lot of natural resources?

Neither

Not at all Important	Very Unimportant	Somewhat Unimportant	Important nor Unimportant	Somewhat Important	Very Important	Extremely Important
<input type="radio"/>	<input type="radio"/>	<input type="radio"/>	<input type="radio"/>	<input type="radio"/>	<input type="radio"/>	<input type="radio"/>

How do we rebuild the connection between humanity and the natural environment in order to foster a protective attitude towards sustainability?

Neither

Not at all Important	Very Unimportant	Somewhat Unimportant	Important nor Unimportant	Somewhat Important	Very Important	Extremely Important
<input type="radio"/>	<input type="radio"/>	<input type="radio"/>	<input type="radio"/>	<input type="radio"/>	<input type="radio"/>	<input type="radio"/>

What alternative pathways of development are available that have a lesser impact on ecosystems and the biosphere?

Neither

Not at all Important	Very Unimportant	Somewhat Unimportant	Important nor Unimportant	Somewhat Important	Very Important	Extremely Important
<input type="radio"/>	<input type="radio"/>	<input type="radio"/>	<input type="radio"/>	<input type="radio"/>	<input type="radio"/>	<input type="radio"/>

What is the appropriate balance between economic development and environmental protection?

Neither

Not at all Important Very Unimportant Somewhat Unimportant Important nor Unimportant Somewhat Important Very Important Extremely Important

● ● ● ● ● ● ●

How can we transform the human dimension to be more aware of its integration and dependence on natural systems?

Neither

Not at all Important Very Unimportant Somewhat Unimportant Important nor Unimportant Somewhat Important Very Important Extremely Important

● ● ● ● ● ● ●

Is a good life predicated on negative environmental footprints?

Neither

Not at all Important Very Unimportant Somewhat Unimportant Important nor Unimportant Somewhat Important Very Important Extremely Important

● ● ● ● ● ● ●

What are the social and economic challenges to moving forward to a low impact path of development?

Neither

Not at all Important Very Unimportant Somewhat Unimportant Important nor Unimportant Somewhat Important Very Important Extremely Important

● ● ● ● ● ● ●

How do we couple environmental sustainability with social and economic sustainability?

Neither

Not at all Important Very Unimportant Somewhat Unimportant Important nor Unimportant Somewhat Important Very Important Extremely Important

● ● ● ● ● ● ●

Respondent Information

Have you ever been a Principal Investigator (PI) or co-Principal Investigator (co-PI) on an NSF Coupled Natural and Human Systems (CNHS) grant?

- Yes
- No

Decline to Respond

Page 3 of 4

On how many NSF CNHS grants have you been a PI or co-PI? (enter number)

What is your primary occupational sector?

Academic

Government

Non-Profit

Private

Decline to Respond

Other (please specify)

Do you consider your work to be strongly inter- or multi-disciplinary (i.e. integration of at least one natural science and one social science discipline)?

Yes

No

Decline to Repond

Based on the following categories from NSF-supported disciplines, which of the following do you consider your primary field?

Chemistry

Computer and Information Science

Engineering

Geosciences

Mathematical Sciences

- Physics
- Psychology
- Social Sciences
- Life Sciences

In what year were you born?

What is your gender identity?

- Male
- Female
- Decline to Respond

What country do you consider your primary nationality?

In which country are you primarily employed?

MICHIGAN STATE
UNIVERSITY

Initial IRB
Application
Determination
Exempt

May 13, 2013

To: Daniel Kramer
370 N. Case Hall
East Lansing, Michigan 48825

Re: **IRB# x13-433e** Category: Exempt 1.2
Approval Date: May 13, 2013

Title: Future Directions of Coupled Human and Natural Systems Research

The Institutional Review Board has completed their review of your project. I am pleased to advise you that **your project has been deemed as exempt** in accordance with federal regulations.

The IRB has found that your research project meets the criteria for exempt status and the criteria for the protection of human subjects in exempt research. **Under our exempt policy the Principal Investigator assumes the responsibilities for the protection of human subjects** in this project as outlined in the assurance letter and exempt educational material. The IRB office has received your signed assurance for exempt research. A copy of this signed agreement is appended for your information and records.

Renewals: Exempt protocols do not need to be renewed. If the project is completed, please submit an *Application for Permanent Closure*.

Revisions: Exempt protocols do not require revisions. However, if changes are made to a protocol that may no longer meet the exempt criteria, a new initial application will be required.

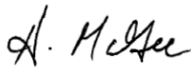
Problems: If issues should arise during the conduct of the research, such as unanticipated problems, adverse events, or any problem that may increase the risk to the human subjects and change the category of review, notify the IRB office promptly. Any complaints from participants regarding the risk and benefits of the project must be reported to the IRB.

Follow-up: If your exempt project is not completed and closed after three years, the IRB office will contact you regarding the status of the project and to verify that no changes have occurred that may affect exempt status.

Please use the IRB number listed above on any forms submitted which relate to this project, or on any correspondence with the IRB office.

Good luck in your research. If we can be of further assistance, please contact us at 517-355-2180 or via email at IRB@msu.edu. Thank you for your cooperation.

Sincerely,



Harry McGee, MPH
SIRB Chair



Office of Regulatory Affairs
Human Research
Protection Programs

Biomedical & Health
Institutional Review Board
(BIRB)

Community Research
Institutional Review Board
(CRIRB)

Social Science
Behavioral/Education
Institutional Review Board
(SIRB)

Olds Hall
408 West Circle Drive, #207
East Lansing, MI 48824
(517) 355-2180
Fax: (517) 432-4503
Email: irb@msu.edu
www.humanresearch.msu.edu