

PAPER • OPEN ACCESS

Narrow-line laser cooling by adiabatic transfer

To cite this article: Matthew A Norcia *et al* 2018 *New J. Phys.* **20** 023021

Recent citations

- [Momentum-space crystal in narrow-line cooling of \$^{87}\text{Sr}\$](#)
Jian-Xin Han *et al*

View the [article online](#) for updates and enhancements.



IOP | ebooks™

Bringing you innovative digital publishing with leading voices to create your essential collection of books in STEM research.

Start exploring the collection - download the first chapter of every title for free.



PAPER

Narrow-line laser cooling by adiabatic transfer

OPEN ACCESS

RECEIVED
20 October 2017REVISED
21 December 2017ACCEPTED FOR PUBLICATION
19 January 2018PUBLISHED
8 February 2018

Original content from this work may be used under the terms of the [Creative Commons Attribution 3.0 licence](#).

Any further distribution of this work must maintain attribution to the author(s) and the title of the work, journal citation and DOI.

Matthew A Norcia , Julia R K Cline, John P Bartolotta, Murray J Holland and James K Thompson

JILA, NIST, and University of Colorado, 440 UCB, Boulder, CO 80309, United States of America

E-mail: matthew.norcia@colorado.edu

Keywords: laser cooling, molecule cooling, strontium

Abstract

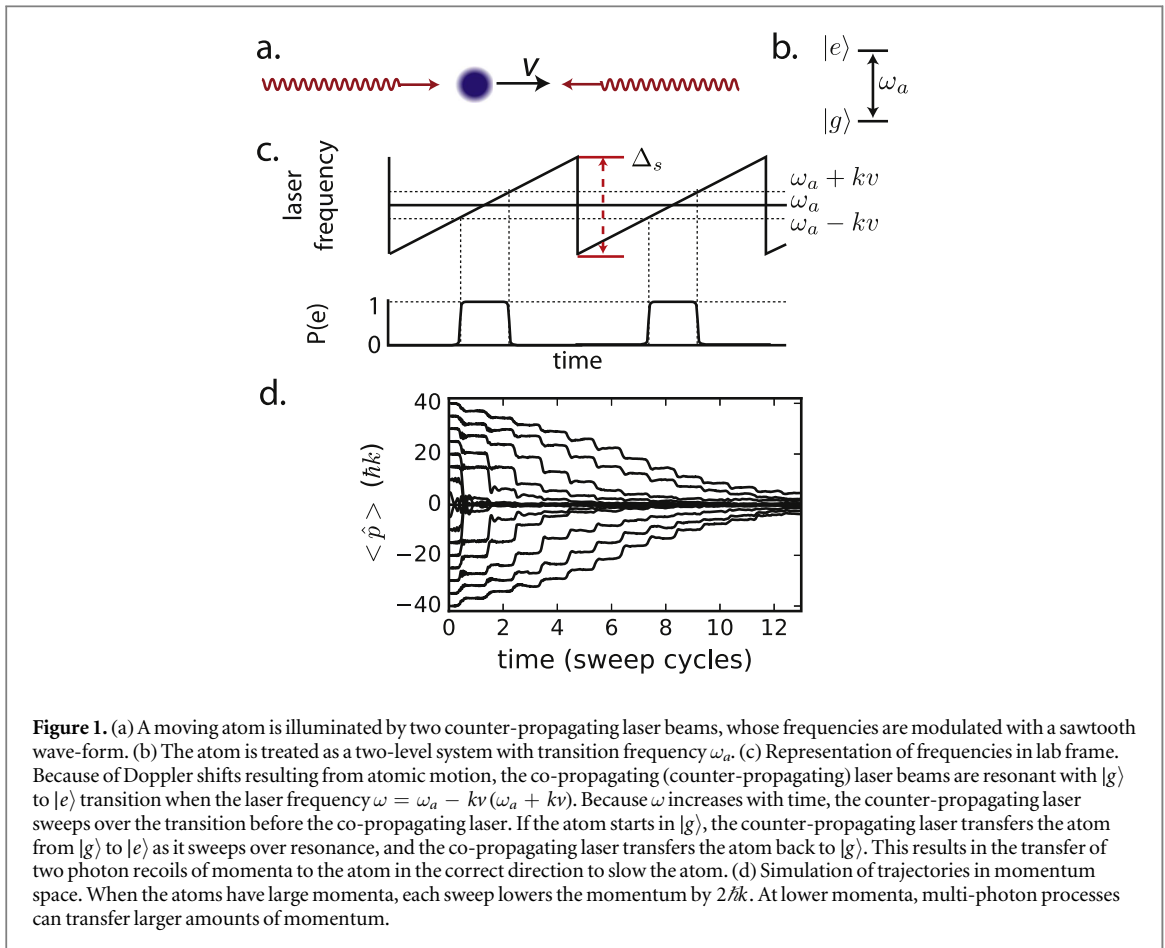
We propose and demonstrate a novel laser cooling mechanism applicable to particles with narrow-linewidth optical transitions. By sweeping the frequency of counter-propagating laser beams in a sawtooth manner, we cause adiabatic transfer back and forth between the ground state and a long-lived optically excited state. The time-ordering of these adiabatic transfers is determined by Doppler shifts, which ensures that the associated photon recoils are in the opposite direction to the particle's motion. This ultimately leads to a robust cooling mechanism capable of exerting large forces via a weak transition and with reduced reliance on spontaneous emission. We present a simple intuitive model for the resulting frictional force, and directly demonstrate its efficacy for increasing the total phase-space density of an atomic ensemble. We rely on both simulation and experimental studies using the 7.5 kHz linewidth 1S_0 to 3P_1 transition in ^{88}Sr . The reduced reliance on spontaneous emission may allow this adiabatic sweep method to be a useful tool for cooling particles that lack closed cycling transitions, such as molecules.

The development of Doppler cooling and sub-Doppler cooling in the 1980s has revolutionized our ability to control neutral atoms, ions, and mechanical resonators [1–3]. Since then, Doppler cooling techniques have been extended to narrow-linewidth optical transitions to achieve lower temperatures and high phase-space density [4–9]. Additionally, there is an ongoing effort to use Doppler cooling for molecules [10, 11]. Each of these pursuits face certain persistent limitations. The use of weak transitions limits the forces achievable with Doppler cooling, and the narrow transition linewidth makes the cooling very sensitive to perturbations of the cooling transition frequency [12] and to drifts in the cooling laser frequency. In the case of molecules, the large number of spontaneous emissions required for Doppler cooling is a key obstacle due to the high probability of spontaneous Raman transitions to undesired states.

Here we present a new form of laser cooling that mitigates these issues. Our technique relies on the adiabatic transfer of atoms to and from a long-lived optically excited state to both slow and cool the atoms. Because the role of spontaneous emission is reduced (though not eliminated) relative to standard Doppler cooling techniques, our technique enables large forces to be generated even on weak transitions, and may facilitate the extension of laser cooling techniques to systems that lack closed cycling transitions. Of particular interest, this technique may be applied to the slowing and cooling of molecules with narrow linewidth optical transitions [13, 14].

From a fundamental perspective, this work has important implications for the ongoing discussion of the role of spontaneous emission in dissipating entropy during laser cooling [15, 16]. Our view is that spontaneous emission (or another form of dissipation) is necessary to achieve phase-space compression, but that the total number of spontaneously scattered photons required can be quite low (of order one). Similar conclusions have been reached in the study of optical pumping in high angular momentum states of atoms [17] and cooling with single spontaneous emission events [18].

To understand our cooling mechanism in its simplest form, we consider a two-level atom with a long-lived optically excited state $|e\rangle$ and ground state $|g\rangle$ moving in one dimension with velocity v (figure 1(a)). Two counter-propagating laser beams with wave-number k and frequency ω are linearly ramped in frequency from below to above the atomic transition frequency ω_a , with full sweep range Δ_s . This ramp is repeated to form a



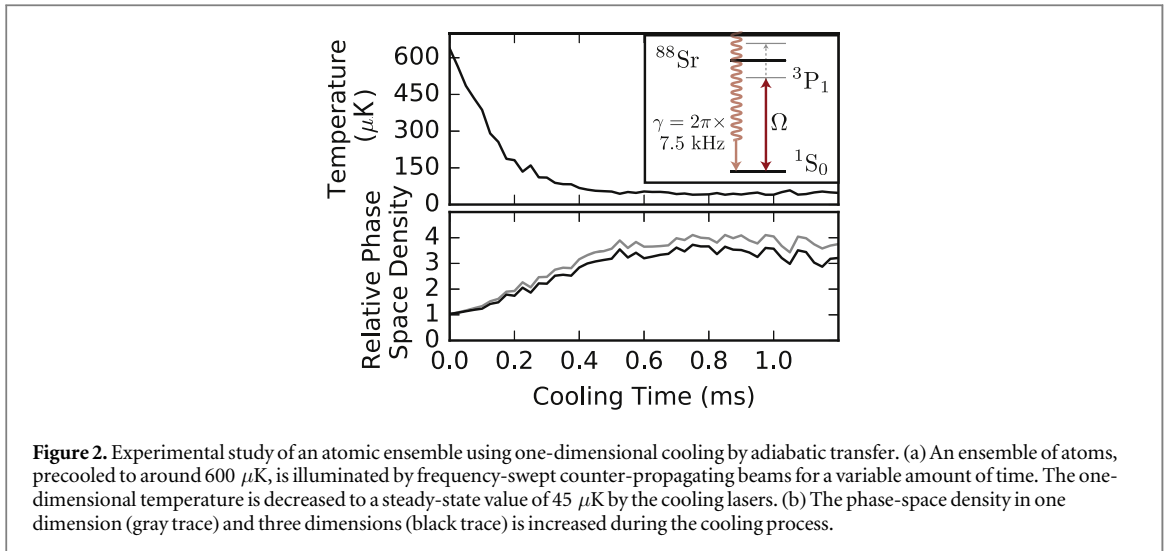
sawtooth pattern in time (figure 1(c)). Each laser interacts with the two-level atom with a Rabi frequency Ω , which is larger than the spontaneous decay rate γ from $|e\rangle$ to $|g\rangle$. The sweep range is adjusted such that $\Delta_s > \Omega$, $4kv$. The frequency sweep rate $\alpha = (d\omega/dt)$ fulfills the Landau–Zener condition $\alpha \ll \Omega^2$ for adiabatic transfer of population between ground and excited states. Lastly, the jump in laser frequency at the end of each ramp is treated as perfectly diabatic.

In the reference frame of the atom, both cooling beams start below resonance with the atomic transition. Doppler shifts due to the atomic motion cause the beam counter-propagating to the atom's velocity to appear kv higher in frequency and the co-propagating beam to appear kv lower in frequency. As the laser sweep upward in frequency, the counter-propagating beam sweeps over resonance first, and adiabatically transfers the atom from $|g\rangle$ to $|e\rangle$. Because of the long lifetime of the excited state, the atom remains in $|e\rangle$ until the co-propagating beam sweeps over resonance and adiabatically transfers it back to the ground state. In this process, the atom has absorbed one photon from the beam propagating against its motion, and emitted a photon into the beam propagating along its motion, resulting in a net momentum transfer of $2\hbar k$ against its motion. The laser frequency is then diabatically jumped back to its start frequency such that the atom remains in $|g\rangle$, and then the process is repeated.

Similar principles have been explored [19–23] to generate large forces. In these works, the time-ordering of the left and right-going pulses is fixed by parameters external to the atom. Here, because the time-ordering of the interaction with the two beams is determined by the atomic velocity, the force always opposes the atom's velocity, and thus causes slowing for atoms moving in either direction.

Figure 1(d) shows simulated trajectories for atoms that begin at different initial momenta using a Monte Carlo wave function trajectory method [24]. Atoms are prepared in a pure quantum state specified by their internal ground state and fixed momentum. The average momentum over 50 trajectories is calculated at each time step. At high momentum, each sweep lowers the momentum of the atom by roughly $2\hbar k$. At lower momentum, we find that the change in momentum per sweep can greatly exceed $2\hbar k$, as multiple photons are transferred between the two cooling beams.

At low momentum, the role of spontaneous emission becomes more important. As the atom is slowed to near-zero velocity, the Doppler shift becomes small compared to the Rabi frequency, $kv \lesssim \Omega$, and the condition for deterministic time ordering of adiabatic transfers from the two beams no longer holds. When this occurs, the simple picture of sequential adiabatic transfers to and from $|e\rangle$ becomes invalid, and the probability that the



atom is found in $|e\rangle$ at the end of the sweep, which ideally should be 0, becomes appreciable. While the sawtooth frequency sweep leads to slowing for an atom that is in the ground state at the beginning of a sweep, it causes an atom that starts in the excited state to increase in velocity. In the absence of spontaneous emission, the atom would find itself on a heating trajectory after initial cooling. The presence of spontaneous emission is therefore critical, as it ensures that the atom preferentially starts in $|g\rangle$ at the beginning of each sweep. This breaks time reversibility, enabling cooling and phase space compression to occur.

We can extract the rate of spontaneous emission events from the simulation. For a trajectory that begins at 100 photon momenta and realistic sweep and atomic properties for ^{88}Sr , the atom's momentum is initially reduced by an average of five photon momenta for each spontaneous emission event. This can be compared to Doppler cooling, which requires at least one scattered photon per photon momentum removed, and in practice typically much more. Once the atom has reached its equilibrium temperature, the average scattering rate is slightly less than one photon per sweep for the same parameters. If applied to a species for which spontaneous emission is problematic (like molecules), it may be useful to apply velocity-selective optical pumping to a dark state to avoid the continued scattering of photons from already cooled particles.

We experimentally verify that our mechanism leads to cooling by applying two counter-propagating beams to an ensemble of ^{88}Sr atoms precooled to roughly 600 μK (figure 2(a)). The frequency of the two beams is swept upwards by $\Delta_s = 2\pi \times 6.6$ MHz every 50 μs . The frequency sweep is centered on the resonance of the dipole-forbidden $^1\text{S}_0$ to $^3\text{P}_1$ transition, which has a linewidth of $\gamma = 2\pi \times 7.5$ kHz. The two beams are linearly polarized in the direction of a 3.3 gauss magnetic field, such that the light-atom interaction can be described as a two-level system with $|g\rangle \equiv |^1\text{S}_0, m_j = 0\rangle$ and $|e\rangle \equiv |^3\text{P}_1, m_j = 0\rangle$, where m_j labels the magnetic Zeeman sub-level.

The cooling beams are applied for a time of 50–1200 μs (i.e. application of 1 to 24 sweeps) after which the beams are turned off. The temperature of the atomic cloud is determined from a fluorescence image of the cloud after free ballistic expansion for 10 ms. In the direction of beam propagation, we find that for these parameters the atoms are cooled from their initial temperature of roughly 600 μK to 45 μK in of order 300 μs or 6 sweeps.

Importantly, we directly observe an increase in phase-space density during the cooling process, and not simply velocity reduction. We measure atom loss during cooling to be negligible and the relative increase in phase space density is $\rho/\rho_o = \Delta x_o \Delta v_o / (\Delta x \Delta v)$, where Δx and Δv (Δx_o and Δv_o) are the measured cloud size and velocity spread after (before) cooling. In figure 2(b), this quantity is shown as the gray line. The black line in figure 2(b) accounts for measured heating in the orthogonal directions (which for simplicity we have assumed to be equal in the two directions). Note that because the atoms are not confined and the cooling is only applied along one dimension, this increase of phase-space density is much smaller than one would obtain with the same decrease in temperature for three-dimensional cooling in a harmonic trap.

The fact that phase-space density increases indicates that entropy is removed during the cooling process. This may seem problematic for a mechanism that relies heavily on unitary dynamics and stimulated emission. However, as discussed above, the presence of even small amounts of spontaneous emission is critical for breaking time reversibility and enabling phase-space compression. In related works [17, 18], it was found that the number of scattered photons required to remove entropy from a system can be quite low (of order one).

In these protocols, the timing of the emitted photons encodes key information about the initial state of the quantum system. In an idealized version of our cooling mechanism, the dynamics are completely unitary as the

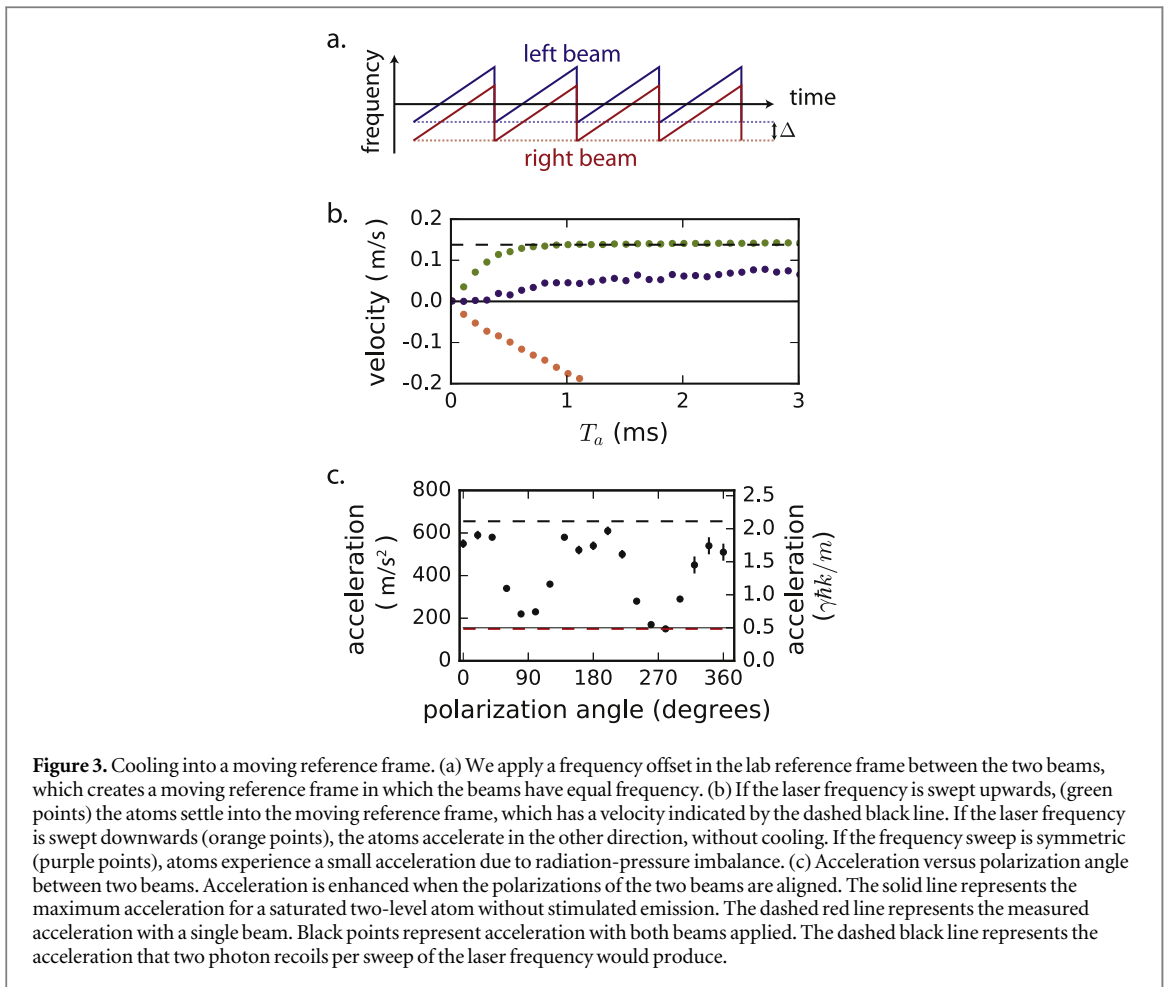


Figure 3. Cooling into a moving reference frame. (a) We apply a frequency offset in the lab reference frame between the two beams, which creates a moving reference frame in which the beams have equal frequency. (b) If the laser frequency is swept upwards, (green points) the atoms settle into the moving reference frame, which has a velocity indicated by the dashed black line. If the laser frequency is swept downwards (orange points), the atoms accelerate in the other direction, without cooling. If the frequency sweep is symmetric (purple points), atoms experience a small acceleration due to radiation-pressure imbalance. (c) Acceleration versus polarization angle between two beams. Acceleration is enhanced when the polarizations of the two beams are aligned. The solid line represents the maximum acceleration for a saturated two-level atom without stimulated emission. The dashed red line represents the measured acceleration with a single beam. Black points represent acceleration with both beams applied. The dashed black line represents the acceleration that two photon recoils per sweep of the laser frequency would produce.

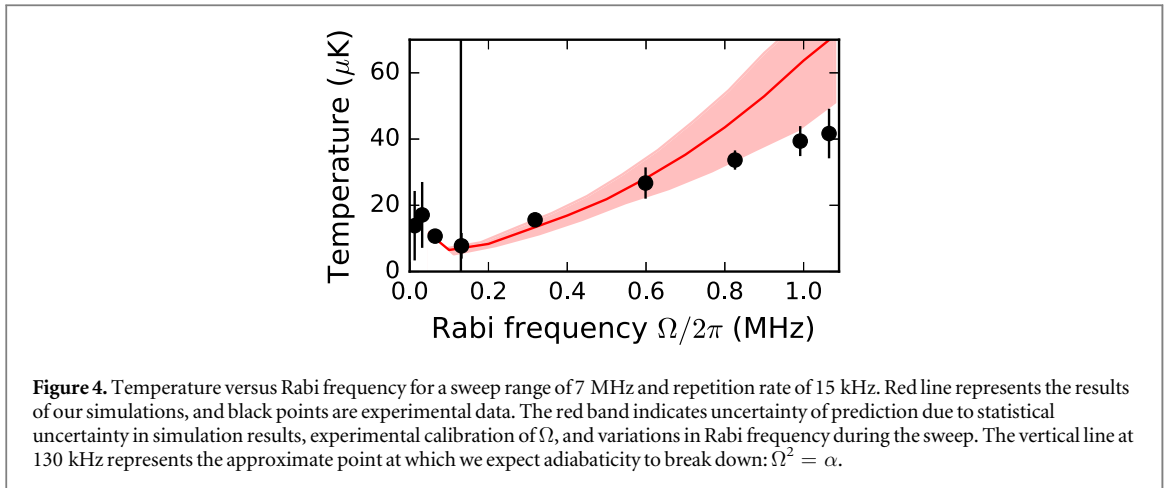
atom is slowed from a high initial momentum. When it reaches some lower momentum threshold, the simple picture of subsequent adiabatic transfer breaks down and the atom begins to scatter photons. In this way, the initial velocity of the atom is encoded in the time delay before the atom began to scatter photons, and the atoms initial entropy in momentum space is mapped onto entropy contained in the measurement record of when photons are and are not spontaneously emitted. While a detailed analysis of the entropy transfer is beyond the scope of the work here and will be explored more fully in future work, we believe that the above picture captures the essential physics of how phase-space compression is achieved.

We now turn to a more detailed characterization of the forces involved in the cooling process. Previously, we have considered the case where the instantaneous frequencies of the two beams are equal in the lab frame. If, however, we introduce a fixed relative offset frequency between the counter-propagating beams (as shown in figure 3(a)), then atoms that are stationary in the lab frame will be accelerated until their velocity matches that of the frame F moving at velocity $v_F = \Delta/2k$, in which the two beams appear to have equal instantaneous frequencies.

We apply the frequency-swept beams for a variable amount of time T_a , then measure the resulting velocity of the atoms. This is shown in figure 3(b) for several sweep configurations. The green points represent the cooling configuration described above, with the laser frequency adiabatically swept from low to high and diabatically jumped from high to low. The two beams are offset by a detuning $\Delta/2\pi = 400$ kHz, and are swept by $\Delta_s/2\pi = 8$ MHz every $33 \mu\text{s}$. We observe that the atoms undergo initial acceleration until they reach equilibrium with the velocity of the moving frame $v_F = 0.14 \text{ m s}^{-1}$.

To rule out the interpretation that the atoms are merely being dragged by the moving standing wave formed by the detuned lasers, we reverse the direction of the sawtooth sweep without changing the relative detuning Δ of the two beams. The standing wave still moves in the same direction as before, but now the atoms accelerate in the other direction. While the upwards sweep causes saturation of the atomic velocity at v_F , no such saturation is apparent for a downwards sweep. This confirms that the downwards sweep configuration does not lead to cooling.

Finally, when we apply a symmetric triangle-ramped frequency sweep to the lasers, the atoms undergo a much smaller acceleration, likely due to incidental residual radiation pressure from an intensity imbalance between the two beams.



Because our mechanism relies on stimulated emission, much larger accelerations can be achieved than would be possible with Doppler cooling on such a narrow transition. To quantify this acceleration, we apply the beams for a time much shorter than it takes the atoms to reach equilibrium velocity, and measure the resulting change in velocity. If we apply only one of the two cooling beams, the atoms experience an acceleration consistent with $(\gamma/2)(\hbar k/m) = 155 \text{ m s}^{-2}$, the expected value for a maximally saturated atom.

We see a far more dramatic effect when we apply both beams at the same time (figure 3(c)). When the polarizations of the two beams are aligned, we observe a maximum acceleration of around 600 m s^{-2} for a sweep period of $20 \mu\text{s}$, a factor of almost 4 above both the observed acceleration from the leftward beam alone and the maximum expected acceleration for a two-level atom without stimulated emission. This measured acceleration is within 10% of the value we would expect if each sweep of the laser frequency led to two photon recoils of momentum transfer, though this agreement may partly be due to a cancellation between the effects of imperfect adiabatic transfers and multi-photon processes. When the polarizations are made orthogonal, the acceleration returns to near the single-beam value, as only one of the beams interacts with $|e\rangle$.

An analytic or intuitive prediction of the final temperature has proved difficult, especially in the presence of multi-photon processes. We compare our experimentally measured temperature to simulation in figure 4.

The simulation used is a Monte Carlo wave function approach. While the external electric field associated with the cooling lasers is treated classically, the internal and external atomic degrees of freedom are treated fully quantum mechanically. The wave function contains ground and excited internal states in addition to a discrete family of external momentum states, which are equally spaced in units of $\hbar k$ up to a maximum cutoff. The unitary dynamics are generated by the single-particle Hamiltonian

$$\hat{H} = \frac{\hat{p}^2}{2m} + \frac{1}{2}\hbar\omega_a\hat{\sigma}^z + \hbar\Omega\cos(k\hat{z})(\hat{\sigma}^+e^{-i\eta(t)} + \text{h.c.}), \quad (1)$$

where the instantaneous phase of the applied coherent field $\eta(t)$ is the time integrated instantaneous frequency, with the frequency ramped in the sawtooth pattern previously described. Because the full atom and field system is an open quantum system due to the presence of spontaneous emission, a decay operator proportional to the spontaneous emission rate is also included to fully simulate the associated quantum master equation.

Both experiment and simulation show a minimum temperature as a function of Rabi frequency. At low Rabi frequency, the Landau–Zener condition $\alpha \ll \Omega^2$ breaks down, leading to inefficient adiabatic transfers. For the parameters used in figure 4, $\alpha = \Omega^2$ when $\Omega = 2\pi \times 130 \text{ kHz}$, roughly the point at which temperature is minimized in both the simulation and experimental results.

At larger Ω , both the experimentally measured and simulated temperatures rise with Ω , though the predicted and observed values appear to disagree at large Ω . Several experimental factors could lead to this discrepancy. Because an acousto-optic modulator is used to sweep the frequency of the cooling lasers, there are significant power variations during the sweep. Including this effect in our simulation resulted in lower temperatures at high Rabi frequency, and this effect can explain much of the disagreement (as indicated by the red band in figure 4). Furthermore, imperfect laser polarization and finite bias field may lead to cooling on the transitions to 3P_1 , $m_j = \pm 1$, especially at high Rabi frequency.

These results highlight that obtaining low temperatures requires low Rabi frequencies, and a sufficiently slow sweep such that the Landau–Zener condition $\alpha \lesssim \Omega^2$ is maintained. These conditions indirectly constrain the values of the atomic decay rate γ that are compatible with achieving low temperatures. In order to be in a regime where adiabatic transfer can be performed efficiently, we require that $\Omega \gg \gamma$, which motivates the use of narrow

linewidth transitions in order to utilize a low Rabi frequency and obtain a low temperature. The sweep rate α is further constrained by the condition that the atoms should not decay between subsequent adiabatic transfers to and from the excited state, which requires $\alpha/2kv \gtrsim \gamma$. If we take v to be the initial velocity of the particles to be cooled, this condition represents a tradeoff between low final temperatures (which necessitate a small sweep rate α), and a large velocity capture range (which requires large α). This tradeoff becomes more favorable for long-lived excited states, though in principle can be mitigated in certain applications by dynamically adjusting the sweep rate and range as the particles are cooled.

By optimizing the sweep parameters in our simulation to achieve low equilibrium temperatures for ^{88}Sr atoms that begin at low temperature (making capture range a more minor concern), we achieve an equilibrium temperature of $2.3 \mu\text{K}$. We find that colder temperatures can be achieved in simulation by using a longer-lived excited state. For comparison, this temperature is roughly an order of magnitude above the Doppler cooling limit for the same transition. Clearly, the key merit of our cooling mechanism is not its ability to achieve the lowest possible temperature, but rather to provide relatively strong forces on weak transitions, a large capture range, and a reduced reliance on spontaneous emission.

In conclusion, we have demonstrated a novel cooling mechanism in which large accelerations may be achieved even on optical transitions with low scattering rates. This mechanism may find application to the cooling of molecules, and can improve the performance of atomic cooling using dipole-forbidden optical transitions. From a technical perspective, this cooling method has the advantage of low sensitivity to long-term laser frequency drifts and to perturbations of the atomic transition frequency, for example to those encountered while loading into a deep optical dipole trap [12].

Extensions and modifications to this cooling mechanism may include the use of circularly polarized beams and magnetic field gradients to form a magneto-optical trap (also observed but to be described elsewhere), near ground state cooling of tightly confined atoms, and application to species without narrow linewidth optical transitions by using Raman transitions. Furthermore, this method could be employed to accelerate, decelerate, or otherwise control atomic beams or ensembles with strong stimulated forces.

Acknowledgments

All authors acknowledge financial support from DARPA QuASAR, ARO, NSF PFC, and NIST. JRKC acknowledges financial support from NSF GRFP. This work was supported by NSF PFC grant number PHY 1734006, DARPA Extreme Sensing, and NIST.

ORCID iDs

Matthew A Norcia  <https://orcid.org/0000-0002-2276-9473>

References

- [1] Chu S, Bjorkholm J, Ashkin A and Cable A 1986 *Phys. Rev. Lett.* **57** 314
- [2] Diedrich F, Bergquist J, Itano W M and Wineland D 1989 *Phys. Rev. Lett.* **62** 403
- [3] Chan J, Alegre T M, Safavi-Naeini A H, Hill J T, Krause A, Gröblacher S, Aspelmeyer M and Painter O 2011 *Nature* **478** 89
- [4] Katori H, Ido T, Isoya Y and Kuwata-Gonokami M 1999 *Phys. Rev. Lett.* **82** 1116
- [5] Vogel K R, Dinneen T P, Gallagher A and Hall J L 1999 *IEEE Trans. Instrum. Meas.* **48** 618
- [6] Stellmer S, Pasquiou B, Grimm R and Schreck F 2013 *Phys. Rev. Lett.* **110** 263003
- [7] Duarte P M, Hart R A, Hitchcock J M, Corcovilos T A, Yang T-L, Reed A and Hulet R G 2011 *Phys. Rev. A* **84** 061406
- [8] Ido T, Isoya Y and Katori H 2000 *Phys. Rev. A* **61** 061403
- [9] Loftus T H, Ido T, Ludlow A D, Boyd M M and Ye J 2004 *Phys. Rev. Lett.* **93** 073003
- [10] Shuman E S, Barry J F and DeMille D 2010 *Nature* **467** 820
- [11] Hummon M T, Yeo M, Stuhl B K, Collopy A L, Xia Y and Ye J 2013 *Phys. Rev. Lett.* **110** 143001
- [12] Katori H, Ido T and Kuwata-Gonokami M 1999b *J. Phys. Soc. Jpn.* **68** 2479
- [13] Collopy A L, Hummon M T, Yeo M, Yan B and Ye J 2015 *New J. Phys.* **17** 055008
- [14] Kobayashi J, Aikawa K, Oasa K and Inouye S 2014 *Phys. Rev. A* **89** 021401
- [15] Metcalf H 2008 *Phys. Rev. A* **77** 061401
- [16] Corder C, Arnold B and Metcalf H 2015 *Phys. Rev. Lett.* **114** 043002
- [17] Rochester S M, Szymański K, Raizen M, Pustelny S, Auzinsh M and Budker D 2016 *Phys. Rev. A* **94** 043416
- [18] Price G N, Bannerman S T, Viering K, Narevicius E and Raizen M G 2008 *Phys. Rev. Lett.* **100** 093004
- [19] Miao X, Wertz E, Cohen M G and Metcalf H 2007 *Phys. Rev. A* **75** 011402
- [20] Nölle B, Nölle H, Schmand J and André H J 1996 *Europhys. Lett.* **33** 261
- [21] Jayich A M, Vutha A C, Hummon M T, Porto J V and Campbell W C 2014 *Phys. Rev. A* **89** 023425
- [22] Stack D, Elgin J, Anisimov P M and Metcalf H 2011 *Phys. Rev. A* **84** 013420
- [23] Söding J, Grimm R, Ovchinnikov Y B, Bouyer P and Salomon C 1997 *Phys. Rev. Lett.* **78** 1420
- [24] Dum R, Zoller P and Ritsch H 1992 *Phys. Rev. A* **45** 4879