

Real-world effectiveness of fremanezumab for the preventive treatment of migraine: Interim analysis of the pan-European, prospective, observational, phase 4 PEARL study

Cephalalgia

2023, Vol. 43(11) 1–12

© International Headache Society 2023

Article reuse guidelines:

sagepub.com/journals-permissions

DOI: 10.1177/03331024231214987

journals.sagepub.com/home/cep



Messoud Ashina^{1,2}, Dimos D. Mitsikostas³,
Faisal Mohammad Amin^{1,4}, Pinar Kokturk⁵,
Christoph J. Schankin⁶ , Gurdal Sahin⁷,
Patricia Pozo-Rosich⁸ , Paul J. Dorman⁹, Tomáš Nežádal¹⁰,
Anne Christine Poole¹¹, Isabel Pavão Martins¹² ,
Marja-Liisa Sumelahti¹³ , Verena Ramirez Campos¹⁴,
Andrew H. Ahn¹⁴, Leonidas Lyras^{5,*} and
Cristina Tassorelli^{15,16}

Abstract

Background: The ongoing Pan-European Real Life (PEARL) phase 4 study is evaluating fremanezumab effectiveness and safety for the prevention of episodic and chronic migraine. This interim analysis reports primary, secondary and exploratory endpoints from when 500 participants completed at least six months of treatment.

Methods: Adults with episodic migraine or chronic migraine maintaining daily headache diaries were enrolled upon initiation of fremanezumab. Primary endpoint: proportion of participants with $\geq 50\%$ reduction in monthly migraine days during the six-month period after fremanezumab initiation. Secondary endpoints: mean change from baseline across months 1–12 in monthly migraine days, acute migraine medication use, and headache-related disability. Exploratory endpoint: mean change in headache severity from baseline across months 1–12. Safety was assessed through adverse events reported.

Results: Overall, 897 participants were enrolled and 574 included in the effectiveness analyses (episodic migraine, 25.8%; chronic migraine, 74.2%). Of participants with data available, 175/313 (55.9%) achieved $\geq 50\%$ monthly migraine days reduction during the six-month period post-initiation. Across months 1–12, there were sustained reductions in

¹Department of Neurology, Danish Headache Center, Copenhagen University Hospital - Rigshospitalet, Copenhagen, Denmark

²Department of Clinical Medicine, University of Copenhagen, Copenhagen, Denmark

³First Department of Neurology, Aeginition Hospital, Medical School, National and Kapodistrian University of Athens, Athens, Greece

⁴Department of Neurorehabilitation/Traumatic Brain Injury, Rigshospitalet, University of Copenhagen, Copenhagen, Denmark

⁵Teva Netherlands B.V., Amsterdam, Netherlands

⁶Department of Neurology, Inselspital, University Hospital Bern, University of Bern, Bern, Switzerland

⁷Department of Clinical Sciences of Lund, Lund University, Skåneuro Neurology Clinic, Lund, Sweden

⁸Headache Unit & Research Group, Vall d'Hebron Hospital & Research Institute, Universitat Autònoma de Barcelona, Barcelona, Spain

⁹The Newcastle upon Tyne Hospitals NHS Foundation Trust, Newcastle upon Tyne, UK

¹⁰Institute of Neuropsychiatric Care, 1st Faculty of Medicine, Charles University, Prague, Czech Republic

¹¹Private Practice: Oslo Headache Centre, Oslo, Norway

¹²Centro de Estudos Egas Moniz, Faculty of Medicine, University of Lisbon, Lisbon, Portugal

¹³Faculty of Medicine and Health Technology, University of Tampere, Tampere, Finland

¹⁴Teva Branded Pharmaceutical Products R&D, Inc., West Chester, PA, USA

¹⁵Department of Brain & Behavioral Sciences, University of Pavia, Pavia, Italy

¹⁶IRCCS Mondino Foundation, Pavia, Italy

*Former affiliation

Corresponding author:

Messoud Ashina, Human Migraine Research Unit, Department of Neurology, Danish Headache Center, Copenhagen University Hospital - Rigshospitalet, Valdemar Hansens Vej 5, DK-2600 Glostrup, Denmark.
Email: ashina@dadlnet.dk



mean monthly migraine days, acute medication use, disability scores, and headache severity. Few adverse events were reported.

Conclusion: PEARL interim results support the effectiveness and safety of fremanezumab for migraine prevention in a real-world population across several European countries.

Trial registration: encepp.eu: EUPAS35111

Keywords

Calcitonin gene-related peptide, chronic, episodic, real-world data, real-world evidence

Date received: 3 July 2023; revised: 29 September 2023; accepted: 24 October 2023

Introduction

Historically, migraine preventive treatments have been hampered by non-specificity, limiting their potential for efficacy, and often leading to poor tolerability and reduced adherence (1–3). However, advancements in migraine research have led to the development of more targeted therapies, specifically monoclonal antibodies (mAb) that target calcitonin gene-related peptide (CGRP) or its receptor (4). Fremanezumab is a humanized mAb that selectively targets the CGRP ligand and is approved in Europe for migraine prevention in adults with ≥ 4 monthly migraine days (MMD), at 225 mg monthly, or 675 mg quarterly doses (5). A comprehensive clinical development program, comprising a series of randomized controlled trials (RCTs) in participants with chronic migraine (CM) and episodic migraine (EM), has demonstrated superiority of fremanezumab over placebo in reducing headache frequency, severity, and duration (6–12), as well as in several participant-related outcome measures (8–11).

While RCTs provide robust data supporting treatment efficacy, they often do not fully capture the complexities of real-world medical practice. Real-world evidence (RWE), therefore, has become an increasingly important complement to RCTs in guiding clinical decisions, guidelines, and shaping reimbursement policies (13). Regulatory authorities have also recognized the importance of real-world evidence in drug development and monitoring, as well as in decision-making for regulation and assessment (14). However, the currently available RWE on the effectiveness, safety, and tolerability of fremanezumab for the prevention of migraine is limited, with most studies being retrospective or conducted across only one or two countries (15–21). Therefore, large scale, prospective, multicenter, multi-country, real-world studies of fremanezumab are needed to complement the evidence generated from RCTs.

The Pan-European Real Life (PEARL; EUPAS35111) study is an ongoing phase 4 study evaluating the

real-world effectiveness, safety, and tolerability of fremanezumab in a diverse European population (4). With an expected 1140 individuals with migraine followed for an observational period of 24 months, PEARL is the largest real-world study of fremanezumab to date, with a long follow-up duration. The primary objective of the study is to evaluate the effectiveness of fremanezumab in adults with chronic migraine (CM) or episodic migraine (EM) with at least four migraine days per month, as measured by the proportion of participants reaching at least 50% reduction in MMD during the six-month period after the first dose of fremanezumab in real-world clinical practice. PEARL also includes multiple secondary and exploratory objectives, which are designed to provide clinicians with solid and transferable real-world evidence on the use of fremanezumab for the prevention of migraine. Here, we present the results of the interim analysis conducted when 500 of the enrolled participants had completed six months of treatment. This analysis allows full assessment of the primary endpoint, enabling timely dissemination of real-world fremanezumab data to clinicians. Many participants also had data available for up to 12 months at the time of this analysis, which have been included for some outcomes.

Methods

The complete protocol for the PEARL study has been previously published, including all primary, secondary, and exploratory endpoints (4). Here we report the methodology used within this interim analysis.

Study oversight

The PEARL study protocol is approved by the Independent Ethics Committee/Institutional Review Board in the 11 participating European countries (Czech Republic, Denmark, Finland, Greece, Italy, Norway, Portugal, Spain, Sweden, Switzerland, and the UK), as required by local law, and all relevant

local data protection laws are followed. As PEARL is a non-interventional, prospective study, no study procedures are performed beyond the participants' care in real-world clinical practice. Informed consent is obtained from all participants as part of the study inclusion criteria; participants agree for their clinical data to be recorded anonymously and have the right to withdraw their consent at any time during the study (4).

Study design

PEARL is an ongoing, 24-month, prospective, observational, phase 4 study being conducted in 87 sites across 11 European countries. The aim of the study is to evaluate the effectiveness, safety, and tolerability of fremanezumab treatment in adult participants with EM or CM in real-world clinical practice across Europe. Other measures of clinical treatment include the impact on concomitant preventive and acute migraine medication use; treatment adherence and persistence; quality of life; severity and duration of migraine attacks; and treatment cessation and reinitiation (4).

Participants

Eligible participants are adults (≥ 18 years) diagnosed with CM (≥ 15 headache days/month for >3 months, ≥ 8 of which meet the International Classification of Headache Disorders criteria for migraine) or EM (≥ 4 MMD), who have been prescribed fremanezumab at subcutaneous doses of 225 mg monthly or 675 mg quarterly (4,22). Participants maintain a daily headache diary as part of their routine disease management; in order to be eligible, they must have ≥ 21 days of headache diary data in the 28 days prior to fremanezumab treatment initiation and must be willing to continue to record headache diary information throughout the study period. The published PEARL protocol contains the study's full inclusion and exclusion criteria details (4).

The PEARL study has enrolled a total of 1140 participants, who will be followed for a 24-month observational period. The first participant was screened and enrolled in August 2020, while the last participant is expected to complete the study in March 2024. Interim analyses are scheduled for when 300, 500, and all enrolled participants have completed six months of treatment, and when all enrolled participants have completed 12 months of treatment (4,23). The final analysis is expected to be available towards the end of 2024 (4). This article presents the analyses from the second preplanned interim analysis performed after at least 500 enrolled participants completed six months of treatment, with a data cut-off of 15 February 2022, and provides RWE on fremanezumab effectiveness, safety, and tolerability. Data from

the first preplanned interim analysis were previously presented at the Congress of the European Academy of Neurology 2023 (23) and have not been published as a full peer-reviewed paper.

Study procedures

Participants with migraine maintain a daily headache diary as part of their routine disease management and are required to continue doing so upon fremanezumab treatment initiation and PEARL study enrollment. Information about headache frequency, severity, duration, and characteristics, as well as information about concomitant preventive and acute migraine treatments, will ideally be captured in the participant diary entries. Accordingly, the data recorded and analyzed throughout the study period for each participant will be compared to the baseline diary recorded prior to enrollment. The headache diary also captures participant-reported outcome measures (PROMs) and validated headache-related disability tools that allows for additional consideration of the effect of fremanezumab treatment on participants' functionality and quality of life. Throughout the PEARL study period, participants are expected to schedule physician visits every three months (± 15 days) for a total of nine visits as part of routine clinical practice and disease management and at the discretion of the treating physician (Figure 1). Participants that switch from another mAb targeting CGRP or its receptor are recommended to wait until their next scheduled dose before starting treatment with fremanezumab (4).

Assessment of outcomes

For all outcome measures, baseline data was obtained from headache diaries in the 28-day period prior to initiating treatment with fremanezumab. The primary effectiveness endpoint of the PEARL study is the proportion of participants with at least 50% reduction from baseline in average MMD during the six-month period after fremanezumab initiation. Secondary effectiveness endpoints include the mean change from baseline to months one, three, six, nine, and 12 in: MMD, the average monthly days of acute migraine medication use; and, disability scores, as measured by the Migraine Disability Assessment (MIDAS) and 6-item Headache Impact Test (HIT-6). The MIDAS questionnaire is designed to quantify migraine-related disability over a three-month recall period, with a scoring system assigned as: 0–5: Little or no disability; 6–10: Mild disability; 11–20: Moderate disability; and >20 : Severe disability (24). The HIT-6 questionnaire quantifies the burden of migraine on a participant over a one-month recall period, with scoring as: 36–49: Little or no impact; 50–55: Some impact; 56–59: Substantial impact;

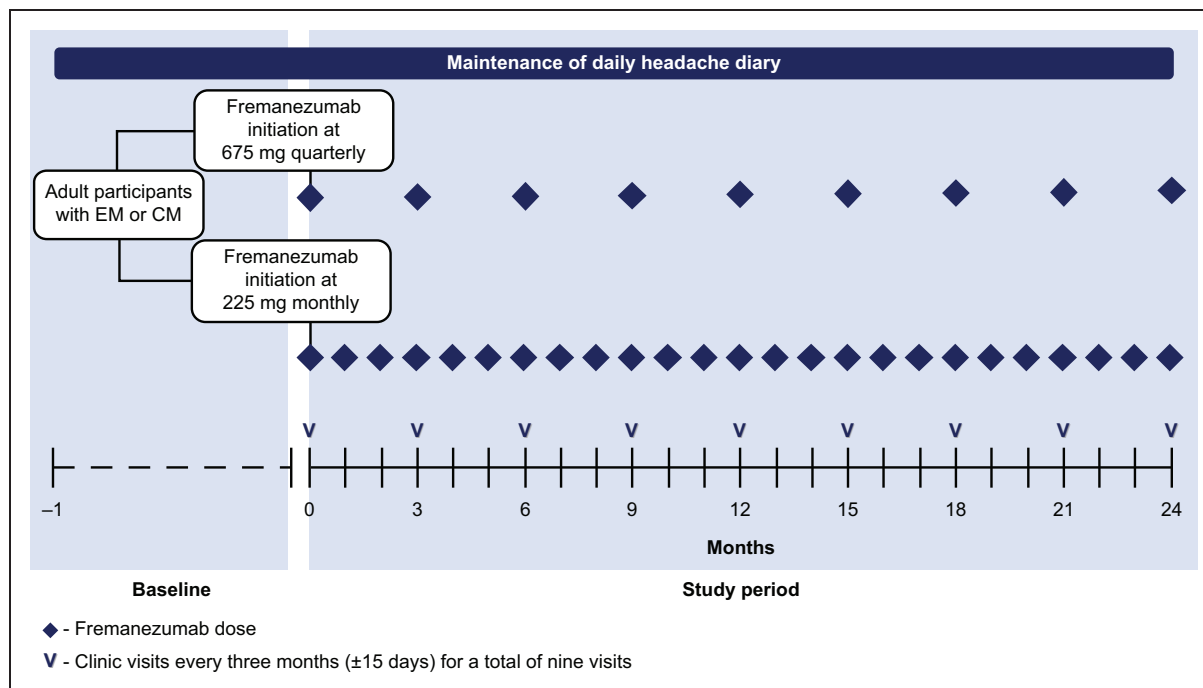


Figure 1. The progress of participants through the PEARL study. CM, chronic migraine; EM, episodic migraine. Baseline is defined as the 28-day period prior to initiating treatment with fremanezumab; eligible participants have ≥ 21 days of data from this 28-day period in their headache diary. Fremanezumab is initiated within three months of the first visit (V0).

and ≥ 60 : Severe impact (25). Peak headache severity of remaining attacks is an exploratory endpoint and measured on an 11-point numerical rating scale (NRS) at different time points during the study period. The safety of fremanezumab treatment is evaluated based on the documentation of adverse events (AEs) reported in clinical practice (4).

Statistical analyses

Safety data are evaluated in the safety analysis set (SAS), which includes all participants who were enrolled in the study. The full analysis set (FAS) includes all enrolled participants who have ≥ 10 days of recorded data on the primary endpoint; effectiveness data are analyzed in the FAS using PROMs from participant diaries and other validated headache-related disability tools specified above. All variables of the PEARL study are summarized descriptively. Continuous variables are analyzed with descriptive statistics for their actual values and changes from baseline to each visit, whilst for categorical variables, frequency, and percentage will be provided. Full details of the statistical analysis can be found within the published PEARL study protocol (4). Data for primary, secondary and exploratory objectives are presented as both mean values across timepoints and as mean changes from baseline. The mean value is the average for all

participants at a given time point, whereas the mean change from baseline measures the change between two time points for each individual participant. Therefore, the number of participants for the mean change is typically lower than change from baseline as data must be available for the individual participants at both time points.

Results

Study population

At data cut-off for this preplanned interim analysis, 897 participants were enrolled. Most were from Italy ($n = 304$), followed by Sweden ($n = 105$), Switzerland ($n = 100$), and the Czech Republic ($n = 93$) (Online Supplementary Table 1). All participants were included in the SAS and 574 were included in the FAS. Participants were excluded from the FAS due to missing baseline data; discontinuation due to protocol deviation; insufficient migraine days in the observation period or the baseline period; and/or no diary data (Figure 2). The population included in the study are varied and reflective of the real-world, with many participants having comorbidities and using concomitant medications (Table 1). Participants had a mean age of 45.2 years; 88.5% were female; 93.6% were white, 0.2% were Asian, race was not reported for 6.3%;

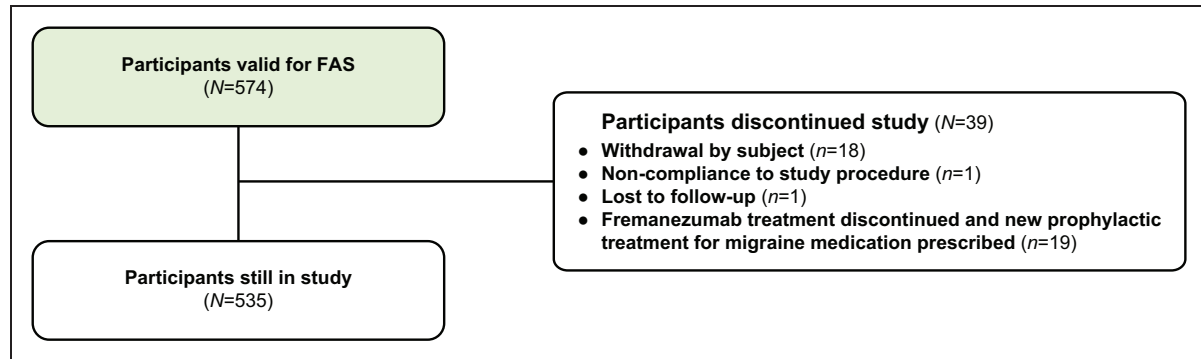


Figure 2. Participant inclusion process. FAS, full analysis set.

and there was a 3:1 ratio of participants with CM (74.2%) versus EM (25.8%). Common comorbid conditions included psychiatric disorders (reported in 27.2% of participants), such as depression (13.8%) and insomnia (5.2%); musculoskeletal disorders (17.4%); and gastrointestinal disorders (16.7%).

Participants had a mean disease duration of 26.2 years from initial symptom onset, and 16.6 years from official diagnosis, until fremanezumab initiation (Table 1). Anticonvulsants, beta-blockers, and tricyclics were the three most common prior migraine preventive treatment classes used by participants with both EM and CM, with anticonvulsants being the most used in EM (76.4% of participants) and beta-blockers the most used in CM (61.7%). A total of 66 participants (11.5%) had previously taken erenumab as preventive migraine therapy and two participants (0.3%) had previously used galcanezumab (these two participants had used both erenumab and galcanezumab). The duration of prior preventive migraine therapy and reasons for stopping treatment were recorded and are available in the supplementary section (Online Supplementary Figure 1).

Primary, secondary and exploratory endpoints

As expected in a real-world study, the compliance of participants in filling in the diaries and the other tools for capturing the secondary and exploratory endpoints was lower than RCTs, and data collected were based on features captured in diaries prior to enrollment. As a result, at cut-off not all data were available for each endpoint and missing data have been excluded. This is reflected in the dropping participant numbers for each timepoint.

Responder rate. A total of 313 participants had data for the primary endpoint: 72 (23.0%) with EM and 241 (77.0%) with CM. Overall, 55.9% of participants (175/313) had $\geq 50\%$ reduction in MMD during the six-month period after fremanezumab initiation. A

$\geq 50\%$ response rate was recorded in 69.4% (50/72) of participants with EM and 51.9% (125/241) of participants with CM (Figure 3). The proportions of participants with $\geq 50\%$ reduction in MMD were also recorded at months one, three, six, nine, and 12 after fremanezumab initiation; over half of participants with EM and CM had a $\geq 50\%$ reduction in MMD from their baseline at all timepoints from month 3–12 (Online Supplementary Figure 2).

Monthly migraine days. At baseline, the mean MMD for all participants was 14.8. At months one, three, six, nine and 12 after fremanezumab initiation, this reduced to 8.9, 7.6, 6.7, 6.0, and 6.4 days, respectively. Considering MMD change from baseline, this reduced in participants with EM from a baseline of 10.1 MMD to 5.3, 4.0, 3.8, 3.7, and 2.3 at months one, three, six, nine, and 12, whilst participants with CM had a baseline of 16.5 MMD, declining to 10.1, 8.8, 7.6, 6.5, and 6.9 (Figure 4). The mean reduction from baseline in MMD at month six was -8.0 for all participants, -5.7 for EM participants, and -8.7 for CM participants. For all participants, the mean reduction from baseline was -8.5 days at month nine and -8.3 days at month 12.

Acute migraine medication use. At baseline, the mean number of days with acute migraine medication use was 11.1 per month for all participants. This decreased to 5.3, 4.6, 4.1, 3.9, and 4.3 days at months one, three, six, nine, and 12, respectively. In EM participants, a baseline of 9.2 days declined to 4.0, 3.1, 2.9, 3.5, and 1.1 days at months one, three, six, nine, and 12, and in CM participants a baseline of 11.9 days declined to 5.8, 5.0, 4.4, 4.0, and 4.7 days. The average change from baseline was consistent through to month 12, ranging from -5.6 to -6.7 for the total participant population (Figure 5).

Migraine-related disability. At baseline, month six, and month 12, respectively, mean MIDAS scores were

Table 1. Participant demographic and baseline characteristics.

Characteristic	FAS ^a (N = 574)
Age (years), mean (SD)	45.2 (11.9)
Female, n (%)	508 (88.5)
Race, n (%)	
White	537 (93.6)
Asian	1 (0.2)
Not reported	36 (6.3)
BMI (kg/m ²), mean (SD) ^b	24.6 (4.6)
Migraine type, n (%)	
EM	148 (25.8)
CM	426 (74.2)
Common comorbidities, n (%) ^{b,c,d,e}	
<i>Psychiatric disorders</i>	156 (27.2)
Depression	79 (13.8)
Insomnia	30 (5.2)
Anxiety	22 (3.8)
<i>Musculoskeletal disorders</i>	100 (17.4)
Fibromyalgia	19 (3.3)
Back pain	14 (2.4)
<i>Gastrointestinal disorders</i>	96 (16.7)
Gastroesophageal reflux disease	27 (4.7)
Constipation	13 (2.3)
<i>Vascular disorders</i>	73 (12.7)
Hypertension	54 (9.4)
<i>Metabolism and nutrition disorders</i>	72 (12.5)
Hypercholesterolemia	18 (3.1)
<i>Endocrine disorders</i>	71 (12.4)
Hypothyroidism	42 (7.3)
<i>Nervous system disorders</i>	64 (11.2)
<i>Respiratory disorders</i>	63 (11.0)
Asthma	39 (6.8)
<i>Other disorders^f</i>	431 (75.1)
Time from initial migraine onset date to fremanezumab initiation (years), mean (SD)	26.2 (13.5)
Time from date of official diagnosis to fremanezumab initiation (years), mean (SD)	16.6 (12.3)
Concomitant medication, n (%)	
Any concomitant medication	498 (86.8)
Concomitant migraine medication	406 (70.7)
Concomitant acute migraine medication	325 (56.6)
Concomitant preventive migraine medication	206 (35.9)
Other concomitant medication	379 (66.0)
Fremanezumab dosage, n (%)	
Only monthly	513 (89.4)
Only quarterly	41 (7.1)
Monthly and quarterly	20 (3.5)

BMI, body mass index; CM, chronic migraine; EM, episodic migraine; FAS, full analysis set; SD, standard deviation.

^aIncludes enrolled participants with ≥ 10 days of diary entry data post-treatment initiation.

^bTotal participants with medical history (n = 459).

^cIncludes system organ class reported in $\geq 10\%$ of the study population.

^dIncludes specific disorders reported in $\geq 2\%$ of the study population.

^eSome participants can have several different comorbidities and thus, the numbers do not sum up to the total number of participants.

^fOther disorders include participants who had several comorbidities.

87.2, 27.9, and 27.3 for all participants; for participants with EM they were 66.3, 6.0, and 7.2; and for participants with CM they were 92.5, 34.5, and 30.8. Similarly, mean HIT-6 scores were 66.2, 56.2, and 55.4 for all participants; 66.3, 52.5, and 47.5 for EM; and 66.1, 57.2, and 56.9 for CM, respectively, at baseline, month six, and month 12.

The mean changes from baseline in MIDAS and HIT-6 scores were consistent through to month 12, with slightly higher reductions in HIT-6 score observed in participants with CM than those with EM (Figure 6).

Peak headache severity. In the total population, mean participant-reported peak headache severity of headache attacks at baseline was 6.1 on an 11-point numerical rating scale (NRS). Baseline mean peak headache severity was slightly higher for participants with CM (6.3/11) than EM (5.6/11). Headache severity decreased after fremanezumab initiation, with mean scores of 5.2, 5.1, 4.7, 5.0, and 4.9 at months one, three, six, nine, and 12, respectively (Online Supplementary Figure 3). At months one, three, six, nine, and 12, respectively, NRS values dropped from 6.3 to 5.3, 5.3, 5.1, 5.0, and 5.2 in CM and from 5.6 to 4.9, 4.6, 4.0, 5.0, and 3.5 in EM.

Mean change from baseline was -1 at month one and remained stable through to month 12.

Safety

Of 897 participants in the SAS, 25.0% of participants (n = 224) experienced ≥ 1 AE and 17.7% (n = 159) experienced ≥ 1 AE that had been classified by the investigator to be related to fremanezumab treatment (Table 2). The most common AEs, reported in $\geq 3\%$ of participants, were injection-site erythema (5.4% [48/897]), injection-site pruritus (3.3% [30/897]), and constipation (3.1% [28/897]). Excluding one case of constipation, all reported cases of these common AEs were classified as related to fremanezumab treatment. One participant experienced a drug-related serious AE: dysphonia, and 2.2% of participants discontinued treatment due to AEs, with most citing adverse events such as drug ineffectiveness (n = 6), injection site erythema (n = 5), and injection site pruritus (n = 4).

Discussion

This interim analysis of the PEARL study was conducted following the completion of six months of fremanezumab treatment by 500 adults with migraine. The FAS incorporated 574 participants, predominantly female with the mean age of 45.2 years. Three quarters had CM and one quarter had EM. Participants had

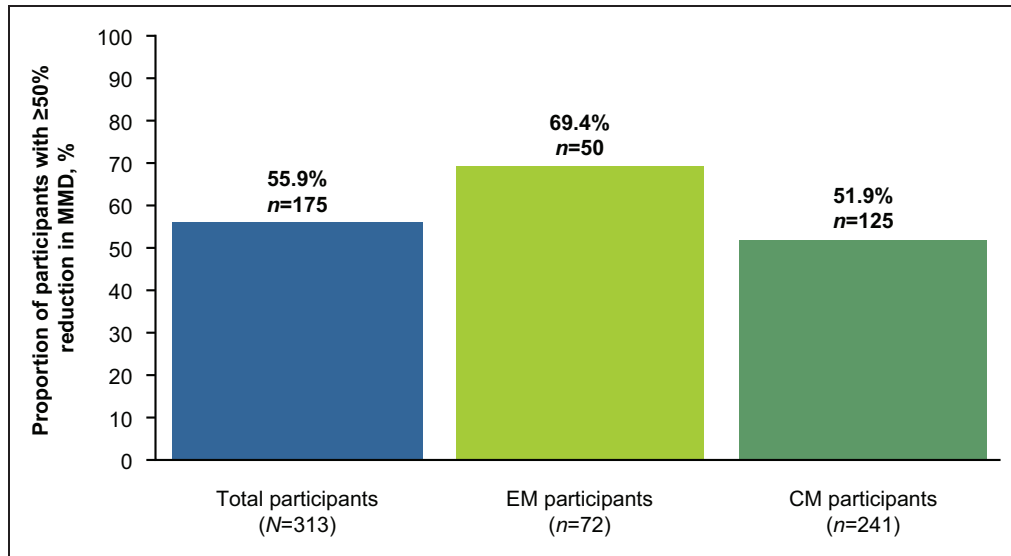


Figure 3. Proportion of participants with $\geq 50\%$ reduction in MMD during the six months after fremanezumab initiation by migraine type (Primary endpoint). CM, chronic migraine; EM, episodic migraine; MMD, monthly migraine days. At cut-off, not all data for this endpoint were available and missing data have been excluded.

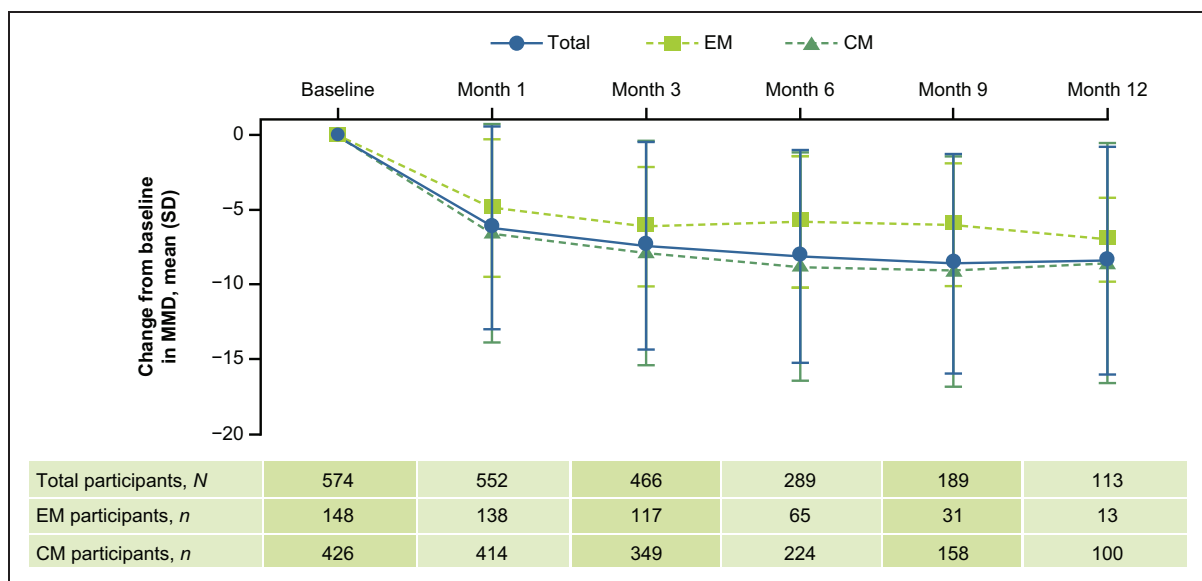


Figure 4. Mean change from baseline in MMD at months one, three, six, nine, and 12 by migraine type (secondary endpoint). CM, chronic migraine; EM, episodic migraine; MMD, monthly migraine days; SD, standard deviation. At cut-off, not all data for this endpoint were available and missing data have been excluded.

previously failed multiple migraine preventive treatments and had a substantial burden of migraine-related disability and psychiatric comorbidities. Within the first six-month period following fremanezumab initiation, participants reported a multidimensional improvement in headache symptoms, encompassing a reduction in MMD, acute migraine medication use, peak headache severity, and disability scores.

While early RWE data on the effectiveness, safety, and tolerability of fremanezumab were collected

retrospectively on a relatively small number of participants (16), prospective studies have followed, enrolling larger cohorts for a longer duration. For example, the FRIEND study was conducted across 28 Italian headache centers and demonstrated the effectiveness of fremanezumab in reducing MMD and other effectiveness endpoints through week 24 in 148 participants with high-frequency EM and CM who were not previously exposed to antibodies targeting CGRP (18). In contrast, PEARL includes participants from

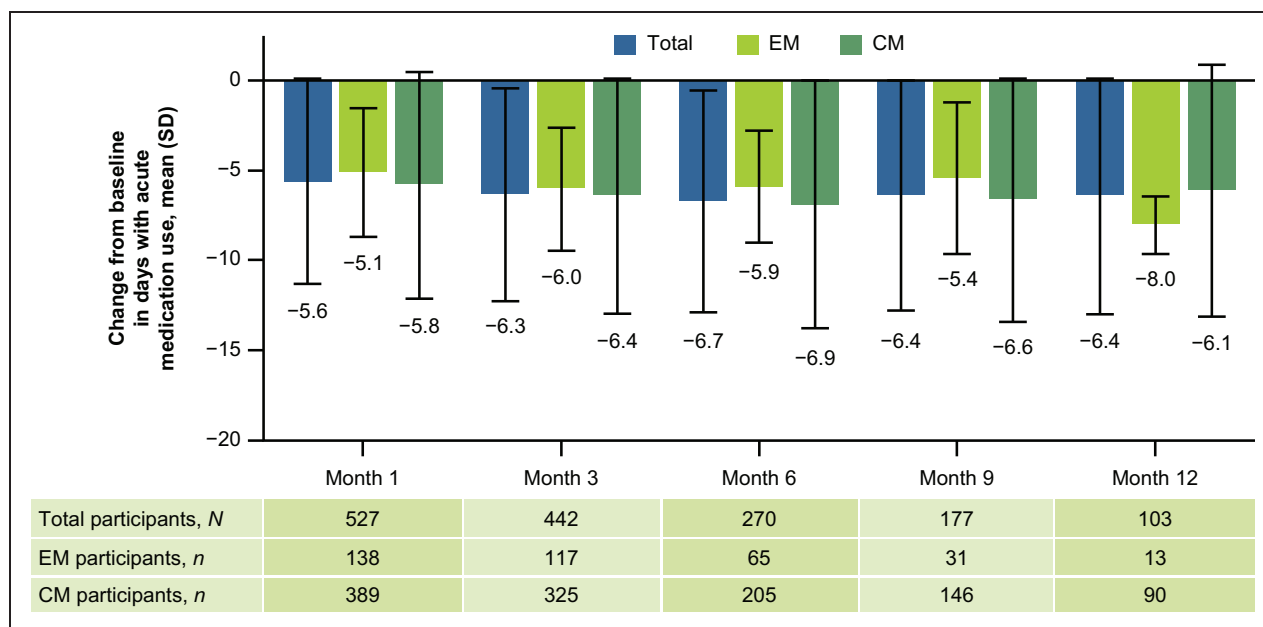


Figure 5. Change from baseline in mean monthly days of acute migraine medication use at months one, three, six, nine, and 12 by migraine type (secondary endpoint). CM, chronic migraine; EM, episodic migraine; SD, standard deviation. At cut-off, not all data for this endpoint were available and missing data have been excluded.

11 European countries with diverse demographics, generating the largest real-world data pool available for fremanezumab from participants with varied ages, nationalities, ethnic backgrounds, comorbidities, and concomitant medications. Most participants included in this analysis were receiving a concomitant medication and many had comorbid conditions, reflecting the complexity of the migraine patient population in the real-world and underscoring the relevance of this study to everyday practice. Other real-world studies are being conducted on the effectiveness of fremanezumab in the prevention of migraine; however, they are not yet available as full peer-reviewed papers, preventing a critical analysis in relation to the findings presented here (19,20).

The findings presented in this interim analysis corroborate the efficacy data from preceding RCTs where fremanezumab demonstrated a maintained superiority over placebo. Indeed, the effectiveness results of this interim analysis, in terms of the primary and secondary endpoints, are numerically higher than those observed in fremanezumab RCTs (6–11). These findings expand on evidence provided by the phase 3b FOCUS RCT, in which greater reductions in MMD over a 12-week study period were observed with quarterly or monthly fremanezumab versus placebo in participants who had documented inadequate response to two to four classes of prior migraine preventive treatment (9). The diverse population enrolled in the PEARL study further expands fremanezumab data available for participants

for whom prior preventive treatments have failed, reinforcing clinician decisions.

A critical consideration in any therapeutic choice is drug tolerability, as it directly influences adherence and persistence. Due to the varied nature of real-world patient populations, these studies may identify additional AEs to those observed in pivotal RCTs. For example, a 52-week observational trial of erenumab in adults with CM reported constipation as the most common AE (affecting 41.3% of participants), as well as the most common reason for treatment discontinuation due to lack of tolerability in 7.3% of all participants (26). The AEs reported in this real-world study of erenumab were substantially higher than observed in erenumab RCTs. Additionally, post-marketing data identified an association between erenumab and elevated blood pressure, leading to hypertension being added to the Warnings and Precautions section of the prescribing information (27). Previously published real-world fremanezumab data have not revealed any new safety signals (16,18), and this interim analysis of PEARL reported few AEs with fremanezumab; one participant experienced a drug-related serious AE (dysphonia), and 2.2% of participants discontinued treatment due to AEs. Fremanezumab-related constipation was reported as an adverse event in 3.0% of participants; this is markedly lower than with other mAbs targeting CGRP or its receptor observational study results. These PEARL safety findings have no disparities with previous fremanezumab RCTs, confirming

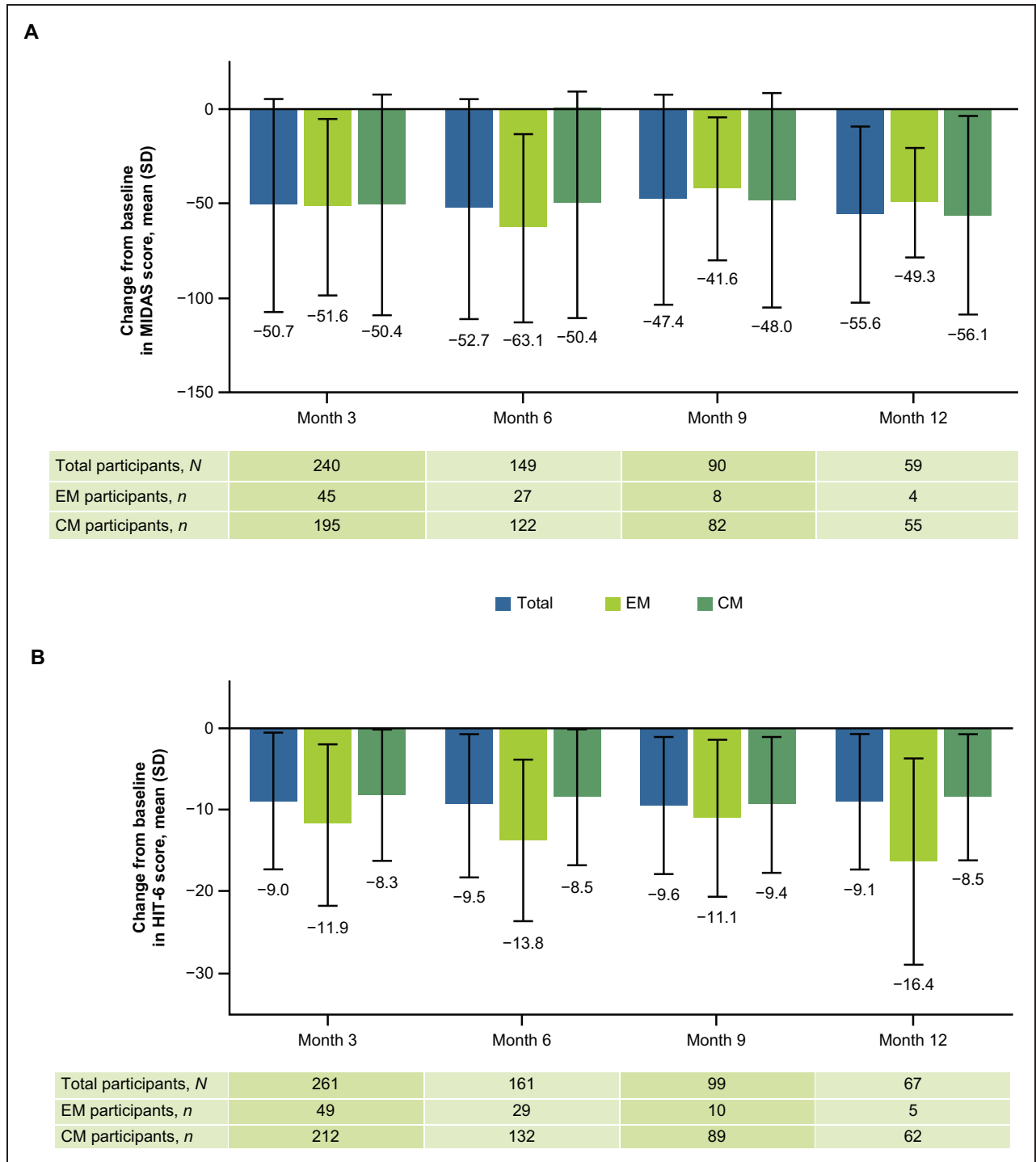


Figure 6. Change in disability scores from baseline to months three, six, nine, and 12 by migraine type: (A) MIDAS score and (B) HIT-6 score (secondary endpoint). CM, chronic migraine; EM, episodic migraine; HIT-6, 6-item Headache Impact Test; MIDAS, Migraine Disability Assessment; SD, standard deviation. aHIT-6 possible score ranges from 36-78, and MIDAS possible score ranges from 0-270, with higher scores indicating more severe disability for both scales. At cut-off, not all data for this endpoint were available and missing data have been excluded.

Table 2. Safety analysis.

	SAS, N = 897
Participants with ≥ 1 AE, N (%)	224 (25.0)
Participants with ≥ 1 serious AE, N (%)	19 (2.1)
Participants with ≥ 1 drug-related AE, N (%) ^a	159 (17.7)
Participants with drug-related serious AEs, N (%)	1 (0.1)
Number of participants with AEs leading to discontinuation, N (%)	20 (2.2)
Common AEs, N (%) ^{a,b}	
General disorders and administration site conditions	107 (11.9)
Injection site erythema	48 (5.4)
Injection site pruritus	30 (3.3)
Injection site swelling	26 (2.9)
Gastrointestinal disorders	54 (6.0)
Constipation	28 (3.1)
Common drug-related AEs, N (%) ^{b,c}	
General disorders and administration site conditions	102 (11.4)
Injection site erythema	48 (5.4)
Injection site pruritus	30 (3.3)
Injection site swelling	26 (2.9)
Gastrointestinal disorders	45 (5.0)
Constipation	27 (3.0)

AE, adverse event.

^aDrug-related AEs have been classified by the investigator to be related to fremanezumab treatment.

^bIncludes system organ class reported in $\geq 5\%$ of the study population.

^cIncludes specific disorders reported in $\geq 2\%$ of the study population.

the manageable tolerability profile of fremanezumab in real-world population receiving various concomitant medications.

There are some limitations that need to be acknowledged regarding the PEARL study. First, the outcomes reported in participant headache diaries relies on the accuracy of the recorder and is subject to human error. In addition, the real-world nature of the study increases the percentage of missing data compared to an RCT, although this is an inherent challenge in RWE collection (28). As a result, data collection and comparisons taken at month six and beyond should be interpreted with caution as sample sizes may become thinner. However, despite these limitations, PEARL remains the largest prospective study of fremanezumab, with a greater number of participants than pivotal RCTs (8–10). As the study progresses, more data will become available in future interim and final analyses, which will include a larger and more representative population of participants, ensuring more robust evidence.

Conclusion

This interim analysis of PEARL confirms the efficacy and safety of fremanezumab for migraine prevention in a real-world setting in the largest migraine population to date, from diverse European countries. The present findings complement the evidence supporting the use of fremanezumab in migraine prevention generated in RCTs.

Article highlights

- PEARL represents the most extensive prospective, observational, multinational study of fremanezumab to date.
- Following the initiation of fremanezumab treatment, participants with EM and CM reported meaningful reductions in MMD, acute migraine medication use, peak headache severity, and improvements in disability scores.
- Adverse events were minimal and similar to those observed in RCTs with fremanezumab, leading to treatment discontinuation in only 2.2% of participants.

Acknowledgments

Medical writing and editorial support for the development of this manuscript, under the direction of the authors, was provided by Molly Clark, Sophie Roberts, and Olivia Morris of Ashfield MedComms, an Inizio company, and funded by Teva Pharmaceuticals.

Data availability statement

The data sets used and/or analyzed for the study described in this manuscript are available upon reasonable request. Qualified researchers may request access to patient level

data and related study documents including the study protocol and the statistical analysis plan. Patient level data will be de-identified and study documents will be redacted to protect the privacy of trial participants and to protect commercially confidential information. Please visit www.clinicalstudydatarequest.com to make your request.

Author contributions

MA and PK conceptualized and designed the study, analyzed the data, and reviewed the manuscript. FMA and AHA contributed to the conceptualization and design of the study and reviewed the manuscript. DDM, VRC, LL and CT analyzed

the data and reviewed the manuscript. CJS, GS, PPR, PJD, TN, ACP, IPM and MLS reviewed the manuscript.

Declaration of conflicting interests

The authors declared the following potential conflicts of interest with respect to the research, authorship, and/or publication of this article: MA reports personal fees and PI in clinical trials for AbbVie, Amgen, Eli Lilly, Lundbeck, Novartis, Pfizer, and Teva Pharmaceuticals; and research grants from Lundbeck Foundation, Novo Nordisk Foundation, and Novartis. DDM has received honoraria, research, and travel grants from Allergan/AbbVie, Amgen, Biogen, Cefaly, Genesis Pharma, Electrocore, Eli Lilly, Lundbeck, Merk-Serono, Mertz, Novartis, Roche, Sanofi, Specifar, and Teva Pharmaceuticals; participated in clinical trials for Amgen, Cefaly, Electrocore, Eli Lilly, Genesis Pharma, Lundbeck, Mertz, Novartis, Specifar, and Teva Pharmaceuticals as principal investigator; and is President of the board of the Hellenic Headache Society and Co-chairman of the management group of the Headache Panel at the European Academy of Neurology. FMA reports lectures, advisory boards, and/or PI in clinical trials for Eli Lilly, Lundbeck, Novartis, Pfizer, and Teva Pharmaceuticals. PK, VRC, and AHA are employees and/or shareholders of Teva Pharmaceuticals. LL is a former employee of Teva Pharmaceuticals. CJS reports consulting, advisory boards, presentations, and travel support from Novartis, Eli Lilly, Teva Pharmaceuticals, AbbVie, Allergan, Amgen, Lundbeck, MindMed, and Grünenthal; is a part-time employee of Zynnon; and reports research support from the Swiss Heart Foundation, Eye on Vision Foundation, Baasch-Medicus Foundation, and German Migraine and Headache Society. GS reports advisory boards and/or PI in clinical trials for AbbVie, Lundbeck, Novartis, Pfizer, and Teva Pharmaceuticals; and research support from Vinnova (Sweden's innovation agency), Lund University, and the Swedish Neurological Association. PPR reports grant/research support from AbbVie, AGAUR, EraNet NEURON, Instituto Investigación Carlos III, MINECO, Novartis, RIS3CAT FEDER, and Teva Pharmaceuticals; and consultancy or education for AbbVie, Amgen, Biohaven, Chiesi, Eli Lilly, Lundbeck, Novartis, Pfizer, and Teva Pharmaceuticals. PJD reports educational meetings and/or collaboration in clinical trials for Allergan/AbbVie, electroCore, Novartis, Teva Pharmaceuticals, and Lundbeck. TN reports consulting, speaking fees, and travel grants from Eli Lilly, Glenmark, Lundbeck, Novartis, Pfizer, St. Jude Medical, Teva Pharmaceuticals, and UCB; and advisory boards or PI in clinical trials for AbbVie, Amgen, Eli Lilly, Lundbeck, Neurocrine, Novartis, Teva Pharmaceuticals, and UCB. ACP reports lectures, advisory boards, and/or PI in clinical trials for Allergan, AbbVie, Pfizer, Teva Pharmaceuticals, Novartis, Lundbeck, Eli Lilly, and Roche. IPM reports lectures, advisory boards, and/or PI in clinical trials for Allergan-AbbVie, Teva Pharmaceuticals, Novartis, Lundbeck, and Eli Lilly. MLS reports lectures, advisory boards, and/or PI in clinical trials for Pfizer, Teva Pharmaceuticals, Novartis, Lundbeck, AbbVie, and Eli Lilly. CT reports personal fees for the participation in advisory

boards or symposia for AbbVie, Dompé, Eli Lilly, Lundbeck, Novartis, Pfizer, and Teva Pharmaceuticals; she reports institutional fees for conducting clinical trials for AbbVie, Dompé, Eli Lilly, Lundbeck, Novartis, Pfizer, and Teva Pharmaceuticals; she received funding for research projects from the European Commission, the Italian Ministry of Health, the Migraine Research Foundation, and the Italian Multiple Sclerosis Foundation.

Funding

The authors disclosed receipt of the following financial support for the research, authorship, and/or publication of this article: This study was funded by Teva Pharmaceuticals.

ORCID iDs

Christoph J. Schankin  <https://orcid.org/0000-0003-4668-6098>
 Patricia Pozo-Rosich  <https://orcid.org/0000-0003-0796-4702>
 Isabel Pavão Martins  <https://orcid.org/0000-0002-9611-7400>
 Marja-Liisa Sumelahti  <https://orcid.org/0000-0001-6581-0483>
 Cristina Tassorelli  <https://orcid.org/0000-0003-1513-2113>

References

- Ashina M. Migraine. *N Engl J Med* 2020; 383: 1866–1876.
- Blumenfeld AM, Bloudek LM, Becker WJ, et al. Patterns of use and reasons for discontinuation of prophylactic medications for episodic migraine and chronic migraine: Results from the second international burden of migraine study (IBMS-II). *Headache* 2013; 53: 644–655.
- Hepp Z, Dodick DW, Varon SF, et al. Persistence and switching patterns of oral migraine prophylactic medications among participants with chronic migraine: A retrospective claims analysis. *Cephalalgia* 2017; 37: 470–485.
- Ashina M, Amin FM, Kokturk P, et al. PEARL study protocol: A real-world study of fremanezumab effectiveness in participants with chronic or episodic migraine. *Pain Manag* 2021; 11: 647–654.
- European Medicines Agency. AJOVY® (fremanezumab), <https://www.ema.europa.eu/en/medicines/human/EPAR/ajovy> (2022, accessed 13 November).
- Bigal ME, Dodick DW, Rapoport AM, et al. Safety, tolerability, and efficacy of TEV-48125 for preventive treatment of high-frequency episodic migraine: A multicentre, randomised, double-blind, placebo-controlled, phase 2b study. *Lancet Neurol* 2015; 14: 1081–1090.
- Bigal ME, Edvinsson L, Rapoport AM, et al. Safety, tolerability, and efficacy of TEV-48125 for preventive treatment of chronic migraine: A multicentre, randomised, double-blind, placebo-controlled, phase 2b study. *Lancet Neurol* 2015; 14: 1091–1100.
- Dodick DW, Silberstein SD, Bigal ME, et al. Effect of fremanezumab compared with placebo for prevention of episodic migraine: A randomized clinical trial. *JAMA* 2018; 319: 1999–2008.

9. Ferrari MD, Diener HC, Ning X, et al. Fremanezumab versus placebo for migraine prevention in participants with documented failure to up to four migraine preventive medication classes (FOCUS): A randomised, double-blind, placebo-controlled, phase 3b trial. *Lancet* 2019; 394: 1030–1040.
10. Silberstein SD, Dodick DW, Bigal ME, et al. Fremanezumab for the preventive treatment of chronic migraine. *N Engl J Med* 2017; 377: 2113–2122.
11. Silberstein SD, Cohen JM, Seminerio MJ, et al. The impact of fremanezumab on medication overuse in participants with chronic migraine: Subgroup analysis of the HALO CM study. *J Headache Pain* 2020; 21: 114.
12. Lipton RB, Cohen JM, Bibeau K, et al. Reversion from chronic migraine to episodic migraine in participants treated with fremanezumab: Post hoc analysis from HALO CM study. *Headache* 2020; 60: 2444–2453.
13. Food and Drug Administration. Real-world evidence, <https://www.fda.gov/science-research/science-and-research-special-topics/real-world-evidence> (2022, accessed 13 November 2023).
14. Blonde L, Khunti K, Harris SB, et al. Interpretation and impact of real-world clinical data for the practicing clinician. *Adv Ther* 2018; 35: 1763–1774.
15. Alex A, Vaughn C and Rayhill M. Safety and tolerability of 3 CGRP monoclonal antibodies in practice: A retrospective cohort study. *Headache* 2020; 60: 2454–2462.
16. Barbanti P, Egeo G, Aurilia C, et al. Fremanezumab in the prevention of high-frequency episodic and chronic migraine: A 12-week, multicenter, real-life, cohort study (the FRIEND study). *J Headache Pain* 2022; 23: 46.
17. Efficacy of fremanezumab in refractory chronic migraine patients: Real-world data from the Hull Migraine Clinic, UK, <https://www.researchsquare.com/article/rs-1340639/v1> (2022, accessed 13 November 2023).
18. Barbanti P, Egeo G, Aurilia C, et al. Early and sustained efficacy of fremanezumab over 24-weeks in migraine patients with multiple preventive treatment failures: the multicenter, prospective, real-life FRIEND2 study. *J Headache Pain* 2023; 24: 30.
19. Nasergivehchi S, Cheng F, Hussain M, et al. One year outcome of fremanezumab in refractory chronic migraine participants: Real-world data from the Hull Migraine Clinic, UK. Poster presented at: 18th Migraine Trust International Symposium; 8–11 September 2022; London, UK. LBA-017.
20. Straube A, Broessner G, Gaul C, et al. Fremanezumab for preventive treatment in migraine: The FINESSE study. Poster presented at: American Headache Society 64th Annual Scientific Meeting; 9–12 June 2022; Denver, Colorado, USA. P-194.
21. Quintana S, Russo M, Manzoni GC and Torelli P. Comparison study between erenumab, fremanezumab, and galcanezumab in the preventive treatment of high frequency episodic migraine and chronic migraine. *Neurol Sci* 2022; 43: 5757–5758.
22. Headache Classification Committee of the International Headache Society (IHS). The international classification of headache disorders, 3rd edition. *Cephalalgia* 2018; 38: 1–211.
23. Ashina M, Mitsikostas D, Amin F, et al. Effectiveness of fremanezumab for preventive treatment of migraine: The observational PEARL study. Poster presented at: 8th Congress of the European Academy of Neurology; 25–28 June 2022; Vienna, Austria. EPR-035.
24. Stewart WF, Lipton RB, Dowson AJ, et al. Development and testing of the Migraine Disability Assessment (MIDAS) Questionnaire to assess headache-related disability. *Neurology* 2001; 56: S20–S28.
25. Shin HE, Park JW, Kim YI, et al. Headache Impact Test-6 (HIT-6) scores for migraine participants: Their relation to disability as measured from a headache diary. *J Clin Neurol* 2008; 4: 158–163.
26. Cullum CK, Do TP, Ashina M, et al. Real-world long-term efficacy and safety of erenumab in adults with chronic migraine: A 52-week, single-center, prospective, observational study. *J Headache Pain* 2022; 23: 61.
27. Saely S, Croteau D, Jawidzik L, et al. Hypertension: A new safety risk for patients treated with erenumab. *Headache* 2021; 61: 202–208.
28. Liu M, Qi Y, Wang W, et al. Toward a better understanding about real-world evidence. *Eur J Hosp Pharm* 2022; 29: 8–11.