

# ENHANCED WIENER POST-PROCESSING BASED ON PARTIAL PROJECTION BACK OF THE BLIND SIGNAL SEPARATION NOISE ESTIMATE

Jani Even, Hiroshi Saruwatari, and Kiyohiro Shikano

Graduate School of Information Science Nara Institute of Science and Technology  
8916-5 Takayama-cho, Ikoma-shi, Nara 630-0101, Japan  
email: even@is.naist.jp

## ABSTRACT

In this paper, we consider the human/machine hands-free speech interface where the user voice is picked at a distance with a microphone array. It is assumed that the user is close enough to the machine to be considered as a point source. The noise is a diffuse background noise, created by all the sources present in the environment. The proposed method aims at suppressing the diffuse background noise efficiently without distorting the speech estimate. This method is a modification of a method combining frequency domain blind signal separation (FD-BSS) and Wiener filter based post-processing. Contrary to the conventional approach, we modify the estimate of the diffuse background noise given by FD-BSS before applying the Wiener filter based post-processing. We also have to build a modified observation using the FD-BSS in order to apply our modified post-processing. Simulation results show that the proposed approach can achieve a better speech enhancement, measured in term of word recognition in a speech recognition task, than the conventional Wiener filter based post-processing.

## 1. INTRODUCTION

In hands-free speech recognition, microphone array techniques are used to improve the captured speech by reducing the effect of noise and reverberation ([1, 2]). Among these techniques, in recent years, frequency domain blind signal separation (FD-BSS) has been used with success for recovering the speech by separating the observed signals in their different components (see review paper [3]).

FD-BSS is efficient for speech/speech separation [4]. But in the human/machine communication where the user's voice has to be extracted from a diffuse background noise, FD-BSS gives a better estimate of the diffuse background noise than of the target speech. Consequently FD-BSS has to be combined with some nonlinear post-filtering techniques in order to improve the quality of the captured speech [5, 4, 6, 7]. An efficient approach suppresses the diffuse background noise estimated by FD-BSS via Wiener filtering [6].

In this paper, our goal is to improve the speech recognition performance for the human/machine hands-free speech interface. The user is assumed to be close to the microphone array and thus is modeled as a point source whereas the other sources create a diffuse background noise. We use a similar approach as in [6] where the noise estimate is obtained by FD-BSS and noise suppression is performed via Wiener filtering. But we propose a modified noise estimate and we do not apply the Wiener filtering directly to the observations.

The main idea is that if some of the sources from the diffuse background noise are efficiently canceled by the FD-BSS (linear processing), it is better not to include them in the

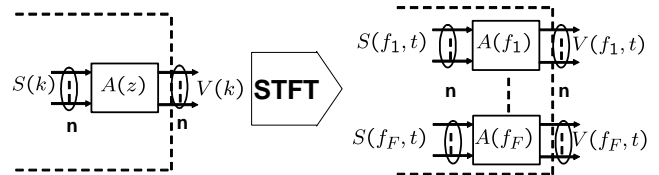


Figure 1: Equivalent mixtures in frequency domain.

noise estimate used by the post-filter (non linear processing) in order to keep the distortion of the estimated speech low. This is particularly important for speech recognition tasks where the the post-filter should give a good trade-off between high SNR and low distortion [6]. In the proposed approach, after the FD-BSS, we exclude from the noise estimate the estimated noise components that are the least correlated with the speech estimate. Using this modified noise estimate in the Wiener filter based post-filter also requires the modification of the observation before filtering.

Experimental results show the impact of the proposed method on the quality of the speech estimate in a speech recognition task. In particular, the proposed method achieves better performance than the conventional Wiener filter based post-processing.

## 2. PRELIMINARIES

### 2.1 Frequency Domain Blind Signal Separation

In blind signal separation of acoustic signals, the propagation of the sounds from their locations of emission to the microphone array is modeled by a convolutive mixture. After applying a  $F$  points short time Fourier transform (STFT) to the observed signals, the convolutive mixture is equivalent to  $F$  instantaneous mixtures in the frequency domain (see Fig. 1). At the  $f$ th frequency bin, the observed signals are

$$V(f, t) = A(f)S(f, t)$$

where the  $n \times n$  complex valued matrix  $A(f)$  represents the instantaneous mixture received by the  $n$  microphone array and  $S(f, t) = [s_1(f, t), \dots, s_n(f, t)]^T$  are the emitted signal

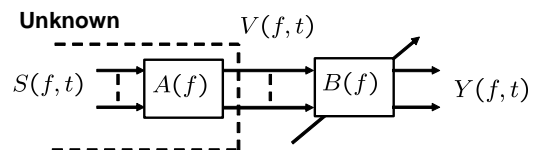


Figure 2: BSS at frequency bin  $f$ .

components at the  $f$ th frequency bin.  $t$  denotes the frame index.

In each frequency bin, the blind estimation of the emitted signal components is possible using BSS [8]. The estimates  $Y(f, t) = [y_1(f, t), \dots, y_n(f, t)]^T$  are obtained by applying an unmixing matrices  $B(f)$  to the observed signals (see Fig.2)

$$Y(f, t) = B(f)X(f, t) = B(f)A(f)S(f, t). \quad (1)$$

If the components of  $S(f, t)$  are statistically independent (and at most one is Gaussian) then it is possible to recover the components of  $S(f, t)$  up to scale and permutation indeterminacy by finding the separation matrix  $B(f)$  such that the components of  $Y(f, t)$  are statistically independent [9]. Namely  $B(f)$  is such that

$$Y(f, t) = P(f)\Lambda(f)S(f, t)$$

where  $P(f)$  is a  $n \times n$  permutation matrix and  $\Lambda(f)$  is a diagonal  $n \times n$  matrix.

Consequently several FD-BSS methods adapt the matrices  $B(f)$  in order to minimize a cost function measuring the statistical independence of the components of the estimates  $Y(f, t)$  (see [3]).

Because of the unknown order of the estimated components  $y_i(f, t)$ , in order to achieve separation in the time domain, it is necessary to match the components from the same signal in all the frequency bin before transforming back the signals in time. This is referred to as *permutation resolution*. After resolving the permutation, the estimated signals are still filtered by an indeterminate filter because of the scaling indeterminacy  $\Lambda(f)$ . A solution is to *project back* the estimated signals to the microphone array [10]. The projection back of the  $i$ th estimate is a  $n$  component signal defined by

$$Z_i(f, t) = B(f)^{-1}D_i Y(f, t)$$

where  $D_i$  is a matrix having only one non null entry  $d_{ii} = 1$ . If we assume perfect separation  $B(f)A(f) = P(f)\Lambda(f)$  and the estimated signal is  $s_j(f, t)$  then  $P(f)$  is such that  $P(f)^{-1}D_i P(f) = D_1$  and  $Z_i(f, t) = A(f, t)^{(:,j)} s_j(f, t)$  where  $A(f, t)^{(:,j)}$  is the  $j^{\text{th}}$  column of  $A(f, t)$ . Namely  $Z_i(f, t)$  is equal to the contribution of the  $j$ th estimated signal at the microphone array because the projection back replaces the indeterminate filtering of the estimated signal by the estimate of the room impulse response between the location of the  $j$ th signal and the microphone array (represented by  $A(f, t)^{(:,j)}$ ). Note that the observation is the sum of all the projected back components  $X(f, t) = \sum_{i=1}^n Z_i(f, t)$ .

### 3. PROPOSED METHOD

The block diagram in Fig 3 shows the proposed processing in the frequency domain. The different blocks are explained in the following sections.

#### 3.1 Speech and Diffuse Background Noise Blind Separation

In [11], the authors showed that for speech/speech separation (cocktail party model) FD-BSS is equivalent to a set of adaptive null beamformers (ANBF) each having its null toward different speakers. Thus the separation is achieved because FD-BSS is able to cancel the speeches that are point sources.

In our case, FD-BSS gives a good estimate of the diffuse background noise by placing a null in the direction of the speech. But it is not possible to get a good speech estimate since with a limited number of microphones it is not possible to cancel the diffuse background noise [12].

Another problem of the separation of speech and diffuse background noise is the permutation resolution. The methods developed for the speech/speech separation are often not efficient for the case of speech in diffuse background noise [13]. Here, in order to find the speech component in each of the frequency bin, we rely on the fact that the speech distribution is spikier than that of the diffuse background noise. To measure the ‘spikedness’ of the distribution, we determine the scale parameter  $\alpha_i(f)$  of the exponential distribution that fits the distribution of the modulus of the  $y_i(f, t)$ . The maximum likelihood estimate of this parameter is  $\alpha_i(f) = (\mathcal{E}\{|y_i(f, t)|\})^{-1}$ . The component with the largest parameter is selected as the target speech (for details see [13]). After this first step of permutation resolution, we assume that the components are permuted such that  $y_1(f, t)$  is the speech component in the  $f$ th bin.

#### 3.2 Modified Noise Estimate and Modified Observation

Assuming that the FD-BSS method achieved the best possible separation, the estimated noise components  $y_2(f, t), \dots, y_n(f, t)$  contain no speech however the speech estimate  $y_1(f, t)$  is still contaminated by the noise.

The noise estimate for the conventional Wiener filter based post-processing is obtained by projecting back the  $n - 1$  components  $y_2(f, t), \dots, y_n(f, t)$  to the microphone array [6]. But in our approach we do not project back the  $n - 1$  noise components.

The noise estimate is composed of several components and these components may contribute at different levels in the noise still present in the speech estimate. In particular some of these estimated noise components may have a very small contribution in the noise contaminating the speech estimate. Meaning that FD-BSS suppressed some part of the diffuse background noise (the diffuse background noise may contain contributions of point sources for example). In such case, we propose to exclude these components from the noise estimate used by the Wiener filter post-processing. The reason is that it is better in term of speech distortion to suppress these components with the FD-BSS filter that is linear than with the nonlinear post-processing.

To determine the noise components that have few contribution in the noise contaminating the speech estimate, we compute the correlation between the speech estimate  $y_1(f, t)$  and the other components  $y_2(f, t), \dots, y_n(f, t)$ . This correlation is denoted by  $C_i = \mathcal{E}\{y_1(f, t)y_i(f, t)^*\}$  (where  $\mathcal{E}\{\cdot\}$  is the expectation operator and  $*$  the complex conjugate).

The noise components are sorted according to the absolute value of these correlations. In the remainder, the components are permuted such that  $C_2 > \dots > C_n$ . The  $p$  components with smallest correlation are not projected back (see the  $p$  components set to 0 in Fig. 3).

Thus the noise estimate  $X_N(f, t)$  is only composed of the projection back of  $y_2(f, t), \dots, y_{n-p}(f, t)$

$$X_N(f, t) = B(f)^{-1}D_N Y(f, t) = \sum_{i=2}^{n-p} Z_i(f, t)$$



Table 1: System specifications.

Sampling frequency	16 kHz
Frame length	25 ms
Frame period	10 ms
Pre-emphasis	$1 - 0.97z^{-1}$
Feature vectors	12-order MFCC, 12-order $\Delta$ MFCCs 1-order $\Delta E$
HMM	PTM , 2000 states
Training data	Adult and Senior (JNAS)
Test data	Adult and Senior female (JNAS)

is composed of 100 utterances (female speakers). The conditions used in recognition are given in Table 1. The acoustic model is a clean model with super-imposed noise (office noise 25dB SNR).

Figure 5 shows the word accuracy achieved by the different methods on the two data sets ('fan' and 'nofan') for the different SNR values. For each case the result is the one obtained with the parameter  $\gamma$  giving the best word accuracy (also see first row of Table 2).

We can see that the performances are better for the 'fan' dataset that contains a point source in addition to the diffuse background noise. In particular for the lower SNRs (5dB and 10dB), the improvement of the word accuracy with the proposed method over the conventional method is better for the 'fan' dataset. This shows that if some components of the noise are canceled by the FD-BSS (the point source fan noise), modifying the noise estimate improves the performance. There is also a performance gain on the 'nofan' dataset showing that some of the noise components of the diffuse background noise contributed less to the noise contaminating the speech estimate given by FD-BSS. We can also notice that for  $p = 2$  the performance is better than for  $p = 1$ . Meaning that discarding more noise components lead to better results on these datasets. But we can also see that the nonlinear post-processing is necessary in all cases there is an improvement over the FD-BSS.

The effect of the coefficient  $\gamma$  is depicted in Fig. 6 (the three plots share same color scale). For the proposed post-processing, like for the conventional Wiener filter there is a trade-off between SNR and distortion, the word accuracy is better with a larger  $\gamma$  at low SNR and a smaller  $\gamma$  at high SNR.

Table 2 shows the difference of word accuracy between the proposed method with  $p = 2$  and the conventional method  $p = 0$  for different choice of  $\gamma$ . The row 'best  $\gamma$ ' is obtained by selecting for each method at each SNR the parameter  $\gamma$  from the list  $\{1, 5, 10, 15, 20, 25\}$  that gives the best word accuracy. This row shows the improvement for the proposed method for  $p = 2$  over conventional method ( $p = 0$ ) in Fig. 5. The other rows show the improvement for fixed values of  $\gamma$ . Note that for larger  $\gamma$  there is no performance improvement on the 'fan' dataset as the proposed method perform best with small  $\gamma$  (see bottom of Fig. 6). This shows that at high SNR it is important to choose a smaller  $\gamma$  for the proposed method. We can also notice that for the 'nofan' dataset the performance difference is larger than for the 'fan' dataset at high SNR.

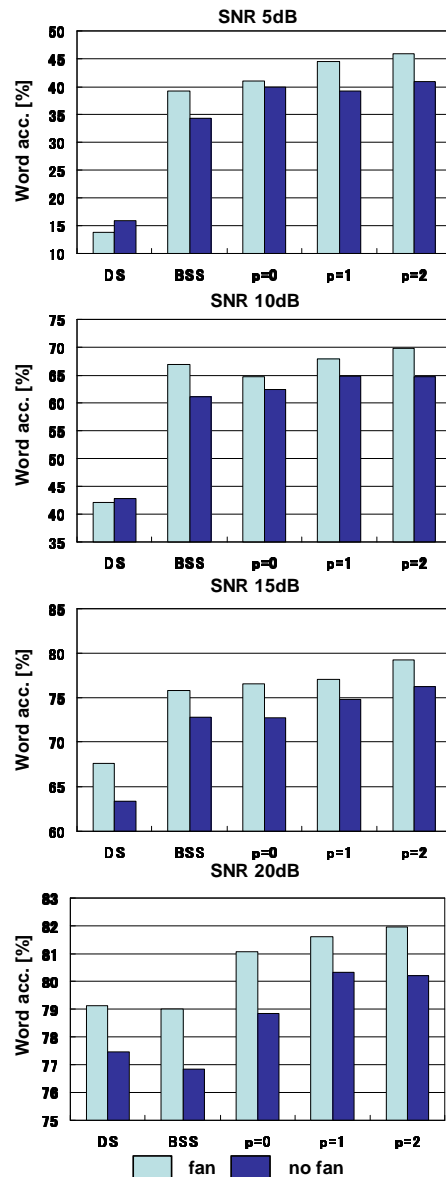


Figure 5: Word accuracy for different SNR values with the different methods.

## 5. CONCLUSION

In this paper, we consider the suppression of the diffuse background noise in the human/machine communication scenario. We proposed a modification of the noise estimation given by FD-BSS. This modification leads to a more efficient Wiener filter based post-processing of the speech estimate. Some experimental results showed that this approach increases the word accuracy in a dictation task.

## REFERENCES

- [1] L. Griffiths and C. Jim, "An alternative approach to linearly constrained adaptive beamforming," *IEEE Trans. Antennas Propagation*, vol. AP-30, pp. 27–34, 1982.
- [2] S. Doclo, A. Spriet, and M. Moonen, "Efficient frequency-domain implementation of speech distortion

	'fan' dataset				'nofan' dataset			
	5dB	10dB	15dB	20dB	5dB	10dB	15dB	20dB
best $\gamma$	4.92	5.1	2.74	0.91	2.18	2.28	3.53	1.36
$\gamma = 1$	13.3	15.03	6.79	0.91	9.3	12.47	7.13	4
$\gamma = 15$	6.19	5.08	0.77	-0.63	0.72	4.12	3.71	2.18
$\gamma = 25$	1.81	4.26	-1.3	-1.77	3.58	3.98	1.74	2.44

Table 2: Word Accuracy differences for  $p = 2$  and  $p = 0$  versus  $\gamma$

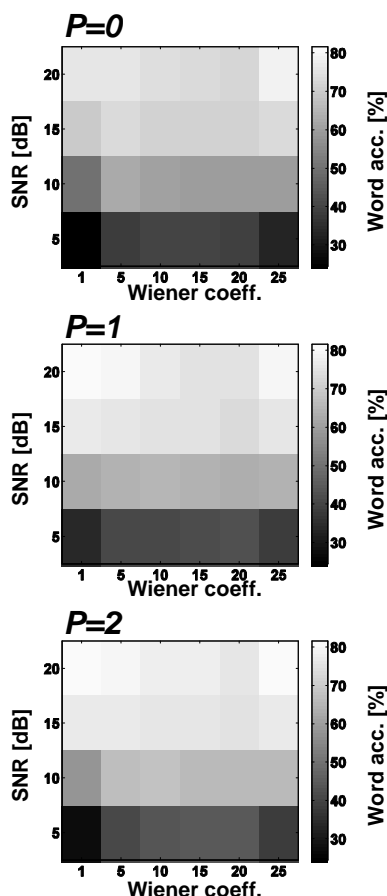


Figure 6: Effect of Wiener coefficient on word accuracy for the different methods ('fan' dataset).

weighted multi-channel wiener filtering for noise reduction," in *Proc. EUSIPCO, Vienna, Austria*, pp. 2007–2010, 2004.

- [3] M. Pedersen, J. Larsen, U. Kjems, and L. Parra, *A Survey of Convolutional Blind Source Separation Methods*. Springer, 2007.
- [4] Y. Mori, T. Takatani, H. Saruwatari, K. Shikano, T. Hiekata, and T. Morita, "Blind source separation combining simo-ica and simo-model-based binary masking," *ICASSP 2006, Toulouse, France*, pp. 81–84, 2006.
- [5] Y. Takahashi, T. Takatani, H. Saruwatari, and K. Shikano, "Blind spatial subtraction array with independent component analysis for hands-free speech recognition," *International Work Shop on Acoustic Echo and Noise Control (IWAENC) (CD-ROM)*, 2006.

- [6] Y. Takahashi, K. Osako, H. Saruwatari, and K. Shikano, "Blind source extraction for hands-free speech recognition based on wiener filtering and ica-based noise estimation," *Joint Workshop on Hands-free Speech Communication and Microphone Arrays (HSMCA)*, pp. 164–167, 2008.
- [7] J. Kocinski, "Speech intelligibility improvement using convolutional blind source separation assisted by denoising algorithms," *Speech Communication*, vol. 50, pp. 29–37, 2008.
- [8] P. Smaragdis, "Blind separation of convolved mixtures in the frequency domain," *Neurocomputing*, vol. 22, no. 1-3, pp. 21–34, 1998.
- [9] P. Comon, "Independent component analysis, a new concept ?" *Signal Processing*, vol. 36, pp. 287–314, 1994.
- [10] N. Murata, S. Ikeda, and A. Zieh, "An approach to blind source separation based on temporal structure of speech signals," *Neurocomputing*, vol. 41, no. 1-4, pp. 1–24, 2001.
- [11] H. Saruwatari et al., "Blind source separation combining independent component analysis and beamforming," *EURASIP Jour. on Appl. Sig. Proc.*, vol. 2003, no. 11, pp. 1135–1146, 2003.
- [12] Y. Takahashi et al., "Blind spatial subtraction array with independent component analysis for hands-free speech recognition," *IWAENC'06*, 2006.
- [13] J. Even, H. Saruwatari, and K. Shikano, "An improved permutation solver for blind signal separation based front-ends in robot audition," *2008 IEEE/RSJ International Conference on Intelligent Robots and Systems, Nice, France*, pp. 2172–2177, 2008.
- [14] K. Ito et al., "Jnas: Japanese speech corpus for large vocabulary continuous speech recognition research," *The Journal of Acoust. Soc. of Japan*, vol. 20, pp. 196–206, 1999.
- [15] A. J. Bell and T. J. Sejnowski, "An information maximization approach to blind separation and blind deconvolution," *Neural Computation*, vol. 7, no. 6, pp. 1129–1159, 1995.
- [16] N. Vlassis and Y. Motomura, "Efficient source adaptivity in independent component analysis," *IEEE Trans. Neural Networks*, vol. 12, no. 3, pp. 559–566, 2001.
- [17] "Julius, an open-source large vocabulary csr engine - <http://julius.sourceforge.jp>."
- [18] A. Lee, T. Kawahara, K. Takeda, and S. K., "A new phonetic tied-mixture model for efficient decoding," *In Proceedings of ICASSP*, pp. 1269–1272, 2000.