

This is a copy of the published version, or version of record, available on the publisher's website. This version does not track changes, errata, or withdrawals on the publisher's site.

New narrow resonances observed in the unbound nucleus ^{15}F

V. Girard-Alcindor, A. Mercenne, I. Stefan, et. al.

Published version information

Citation: V Girard-Alcindor et al. New narrow resonances observed in the unbound nucleus ^{15}F . Phys Rev C 105, no. 5 (2022): L051301

DOI: [10.1103/PhysRevC.105.L051301](https://doi.org/10.1103/PhysRevC.105.L051301)

This version is made available in accordance with publisher policies. Please cite only the published version using the reference above. This is the citation assigned by the publisher at the time of issuing the APV. Please check the publisher's website for any updates.

This item was retrieved from **ePubs**, the Open Access archive of the Science and Technology Facilities Council, UK. Please contact epublications@stfc.ac.uk or go to <http://epubs.stfc.ac.uk/> for further information and policies.

New narrow resonances observed in the unbound nucleus ^{15}F

V. Girard-Alcindor,^{1,2} A. Mercenne,³ I. Stefan^{4,2,*} F. de Oliveira Santos,¹ N. Michel,⁴ M. Płoszajczak,¹ M. Assié,² A. Lemasson,¹ E. Clément,¹ F. Flavigny,⁵ A. Matta,⁵ D. Ramos,¹ M. Rejmund,¹ J. Dudouet,⁶ D. Ackermann,¹ P. Adsley,² M. Assunção,⁷ B. Bastin,¹ D. Beaumel,² G. Benzoni,⁸ R. Borcea,⁹ A. J. Boston,¹⁰ D. Brugnara,¹¹ L. Cáceres,¹ B. Cederwall,¹² I. Celikovic,¹³ V. Chudoba,¹⁴ M. Ciemala,¹⁵ J. Collado,¹⁶ F. C. L. Crespi,^{8,17} G. D'Agata,¹⁴ G. De France,¹ F. Delaunay,⁵ C. Diget,¹⁸ C. Domingo-Pardo,¹⁹ J. Eberth,²⁰ C. Fougères,¹ S. Franchoo,² F. Galtarossa,³ A. Georgiadou,²¹ J. Gibelin,⁵ S. Giraud,¹ V. González,¹⁶ N. Goyal,² A. Gottardo,¹¹ J. Goupil,¹ S. Grévy,¹ V. Guimarães,²² F. Hammache,² L. J. Harkness-Brennan,¹⁰ H. Hess,²⁰ N. Jovančević,²³ D. S. Judson Oliver,¹⁰ O. Kamalou,¹ A. Kamenyero,¹ J. Kiener,² W. Korten,²⁴ S. Koyama,²⁵ M. Labiche,² L. Lalanne,² V. Lapoux,²⁴ S. Leblond,¹ A. Lefevre,¹ C. Lenain,⁵ S. Leoni,^{8,17} H. Li,¹ A. Lopez-Martens,² A. Maj,¹⁵ I. Matea,² R. Menegazzo,²⁷ D. Mengoni,^{28,27} A. Meyer,² B. Million,⁸ B. Monteagudo,⁵ P. Morfouace,¹ J. Mrazek,¹⁴ M. Niiikura,²⁵ J. Piot,¹ Zs. Podolyak,²⁹ C. Portail,² A. Pullia,¹⁷ B. Quintana,³⁰ F. Recchia,^{28,27} P. Reiter,²⁰ K. Rezyunkina,^{31,27} T. Roger,¹ J. S. Rojo,¹⁸ F. Rotaru,⁹ M. D. Salsac,²⁴ A. M. Sánchez Benítez,³² E. Sanchis,¹⁶ M. Şenyigit,³³ N. de Séréville,² M. Siciliano,^{11,24,34} J. Simpson,²⁶ D. Söhler,³⁵ O. Sorlin,¹ M. Stanoiu,⁹ C. Stodel,¹ D. Suzuki,³⁶ C. Theisen,²⁴ D. Thisse,² J. C. Thomas,¹ P. Ujjc,¹³ J. J. Valiente-Dobón,¹¹ and M. Zielińska²⁴

¹Grand Accélérateur National d'Ions Lourds (GANIL), CEA/DRF-CNRS/IN2P3, Bvd Henri Becquerel, 14076 Caen, France

²IJCLab, Université Paris-Saclay, CNRS/IN2P3, 91405 Orsay, France

³Center for Theoretical Physics, Sloane Physics Laboratory, Yale University, New Haven, Connecticut 06520, USA

⁴Institute of Modern Physics, Chinese Academy of Sciences, Lanzhou 730000, China

⁵Normandie Univ, ENSICAEN, UNICAEN, CNRS/IN2P3, LPC Caen, 14000 Caen, France

⁶Université de Lyon, Université Lyon-1, CNRS/IN2P3, UMR5822, IPNL, 4 Rue Enrico Fermi, F-69622 Villeurbanne Cedex, France

⁷Departamento de Física, Universidade Federal de São Paulo, CEP 09913-030, Diadema, São Paulo, Brazil

⁸INFN Sezione di Milano, I-20133 Milano, Italy

⁹Horia Hulubei National Institute of Physics and Nuclear Engineering, P.O. Box MG6, Bucharest-Margurele, Romania

¹⁰Oliver Lodge Laboratory, The University of Liverpool, Liverpool L69 7ZE, United Kingdom

¹¹Laboratori Nazionali di Legnaro, INFN, I-35020 Legnaro (PD), Italy

¹²Department of Physics, KTH Royal Institute of Technology, SE-10691 Stockholm, Sweden

¹³Vinča Institute of Nuclear Sciences, University of Belgrade, 11000 Belgrade, Serbia

¹⁴Nuclear Physics Institute of the Czech Academy of Sciences, CZ-250 68, Rez, Czech Republic

¹⁵The Henryk Niewodniczański Institute of Nuclear Physics, Polish Academy of Sciences, ul. Radzikowskiego 152, 31-342 Kraków, Poland

¹⁶Departamento de Ingeniería Electrónica, Universitat de Valencia, Burjassot, Valencia, Spain

¹⁷Dipartimento di Fisica, Università di Milano, I-20133 Milano, Italy

¹⁸Department of Physics, University of York, Heslington, York YO10 5DD, United Kingdom

¹⁹Instituto de Física Corpuscular, CSIC-Universidad de Valencia, E-46071 Valencia, Spain

²⁰Institut für Kernphysik, Universität zu Köln, Zùlpicher Str. 77, D-50937 Köln, Germany

²¹University of California, Berkeley, Dept. of Nuclear Engineering, California 94720-1730, USA

²²Instituto de Física, Universidade de São Paulo, CEP 05508-090, São Paulo, São Paulo, Brazil

²³Department of Physics, Faculty of Science, University of Novi Sad, Trg Dositaja Obradovica 3, 21000 Novi Sad, Serbia

²⁴Irfu, CEA, Université Paris-Saclay, F-91191 Gif-sur-Yvette, France

²⁵Department of Physics, University of Tokyo, Hongo 7-3-1, Bunkyo 113-0033, Tokyo, Japan

²⁶STFC Daresbury Laboratory, Daresbury, Warrington, WA4 4AD, United Kingdom

²⁷INFN Sezione di Padova, I-35131 Padova, Italy

²⁸Dipartimento di Fisica e Astronomia dell'Università di Padova, I-35131 Padova, Italy

²⁹Department of Physics, University of Surrey, Guildford GU2 7XH, United Kingdom

³⁰Laboratorio de Radiaciones Ionizantes, Departamento de Física Fundamental, Universidad de Salamanca, E-37008 Salamanca, Spain

³¹Université de Strasbourg, CNRS, IPHC UMR 7178, F-67000 Strasbourg, France

³²Department of Integrated Sciences, Centro de Estudios Avanzados en Física, Matemáticas y Computación (CEAFMC), University of Huelva, 21071 Huelva, Spain

³³Department of Physics, Ankara University, 06100 Besevler - Ankara, Turkey

³⁴Physics Division, Argonne National Laboratory, Lemont, Illinois, USA

³⁵Institute for Nuclear Research, Atomki, 4001 Debrecen, P.O. Box 51, Hungary

³⁶RIKEN Nishina Center, Tokyo, Japan

*Corresponding author: stefan@ipno.in2p3.fr

 (Received 1 December 2021; accepted 7 April 2022; published 11 May 2022)

The structure of the unbound ^{15}F nucleus is investigated using the inverse kinematics resonant scattering of a radioactive ^{14}O beam impinging on a CH_2 target. The analysis of $^1\text{H}(^{14}\text{O}, \text{p})^{14}\text{O}$ and $^1\text{H}(^{14}\text{O}, 2\text{p})^{13}\text{N}$ reactions allowed the confirmation of the previously observed narrow $1/2^-$ resonance, near the two-proton decay threshold, and the identification of two new narrow $5/2^-$ and $3/2^-$ resonances. The newly observed levels decay by 1p emission to the ground of ^{14}O , and by sequential 2p emission to the ground state of ^{13}N via the 1^- resonance of ^{14}O . Gamow shell model (GSM) analysis of the experimental data suggests that the wave functions of the $5/2^-$ and $3/2^-$ resonances may be collectivized by the continuum coupling to nearby 2p- and 1p-decay channels. The observed excitation function $^1\text{H}(^{14}\text{O}, \text{p})^{14}\text{O}$ and resonance spectrum in ^{15}F are well reproduced in the unified framework of the GSM.

DOI: [10.1103/PhysRevC.105.L051301](https://doi.org/10.1103/PhysRevC.105.L051301)

Introduction. The nucleus is an open quantum system (OQS) where virtual excitations to continuum states provide an essential mechanism of the effective interaction [1,2]. Well-known manifestations of nuclear openness are segregation of decay time scales [3,4], modification of the effective interactions [1], multichannel effects in reaction cross sections and shell occupancies [5,6], or near-threshold clustering and correlations [7,8], etc. The latter phenomenon is generic in OQSS and stems from properties of the scattering matrix in a multichannel system [9]. The coupling of different shell model (SM) eigenstates with the same quantum numbers (angular momentum and parity) to the same decay channel induces a mixing among them, reflecting the nature of the decay channel [7,8]. Such configuration mixing can radically change the structure of near-threshold states.

Resonance spectroscopy of nuclei located far from the valley of stability and close, or beyond, the neutron and proton driplines, is the basic experimental tool to study coupling of discrete states with a scattering continuum. In unbound nuclei, the extreme coupling with the continuum often results in very broad resonances. Among these broad states, one might find narrow resonances [10–12], which are the principal source of information about the spectroscopic properties and clusterization of unbound nuclei.

Employing the multichannel algebraic scattering method, three unusually narrow resonances in the unbound ^{15}F were previously predicted [13] and the elastic scattering cross sections of the reaction $^1\text{H}(^{14}\text{O}, \text{p})^{14}\text{O}$ calculated [13,14]. The prediction of these resonances was partially confirmed by the experimental observation of a narrow [$\Gamma = 36(19)$ keV] resonance located only 129 keV above the 2p-decay threshold [15].

In the present work we report, for the first time, the clear observation of two new narrow resonances in ^{15}F more than 3 MeV above the Coulomb barrier, by the resonant elastic [$^1\text{H}(^{14}\text{O}, \text{p})^{14}\text{O}$] and inelastic scattering [$^1\text{H}(^{14}\text{O}, 2\text{p})^{13}\text{N}$] reactions. The spectroscopic properties of these resonances have been determined from a phenomenological R -matrix analysis of the excitation functions of these reactions.

Experimental method. The experimental results have been obtained from a campaign of two measurements performed at GANIL using ^{14}O radioactive beam delivered by the SPIRAL1 facility. The unbound nucleus ^{15}F was studied through

the measurement of the $^1\text{H}(^{14}\text{O}, \text{p})^{14}\text{O}$ and $^1\text{H}(^{14}\text{O}, 2\text{p})^{13}\text{N}$ reactions. Both measurements used the thick-target technique [15]. The first measurement used a 7.64(1) MeV/u beam of ^{14}O impinging a 107(11) μm -thick CH_2 target while the second experiment used a 7.42(1) MeV/u ^{14}O beam impinging on a 92(9) μm -thick CH_2 target. A 75(8) μm -thick ^{12}C target was used to determine and subtract the carbon-induced background. A low-pressure multiwire detector, CATS [16], located upstream of the target was used in both experiments to monitor the beam intensity ($\sim 3 \times 10^5$ pps).

The $^1\text{H}(^{14}\text{O}, \text{p})^{14}\text{O}$ excitation function has been obtained in the first experiment [17] from a MUST2 detector [18] responsible for the particle identification and the measurement of the total energy and angle of the protons. This telescope was composed of two stages: a square 300 μm -thick DSSD with 128×128 strips, and a 4×4 CsI crystals array and covered angles between 0° and 5° relative to the beam direction. A 57(5) μm Ta foil acted as a beam stopper completely stopping beamlike particles from entering the detector, while having a minimal effect on the elastically scattered protons.

The $^1\text{H}(^{14}\text{O}, 2\text{p})^{13}\text{N}$ excitation function has been measured in the second experiment [19]. This experiment used for the first time the recently commissioned, state-of-the-art detection system composed of the MUGAST array [20], which includes four MUST2 detectors, the VAMOS magnetic spectrometer [21], and the HPGe γ -ray spectrometer AGATA [22]. This detection system allowed the exclusive measurement of the reaction. Particle identification, total energy, and angle of the two protons have been obtained using MUST2 telescopes covering angles between 8 and 50 degrees in the laboratory relative to beam direction. For beamlike residues, such as ^{13}N , their total energy, angle, and identification have been obtained using VAMOS with an acceptance up to 4.6 degrees relative to the beam direction, in coincidence with the events presents in MUGAST and AGATA detection systems. The γ -rays from the decay of unbound states were detected by AGATA but they are not discussed in this Letter.

Experimental results. The measured excitation functions for $^1\text{H}(^{14}\text{O}, \text{p})^{14}\text{O}$ and $^1\text{H}(^{14}\text{O}, 2\text{p})^{13}\text{N}$ reactions are shown in Fig. 1 and the determined properties of the resonances are summarized in Table I. The analysis of the two excitation functions has been performed using R -matrix formalism [23] implemented into the AZURE2 code [24] (radius parameter

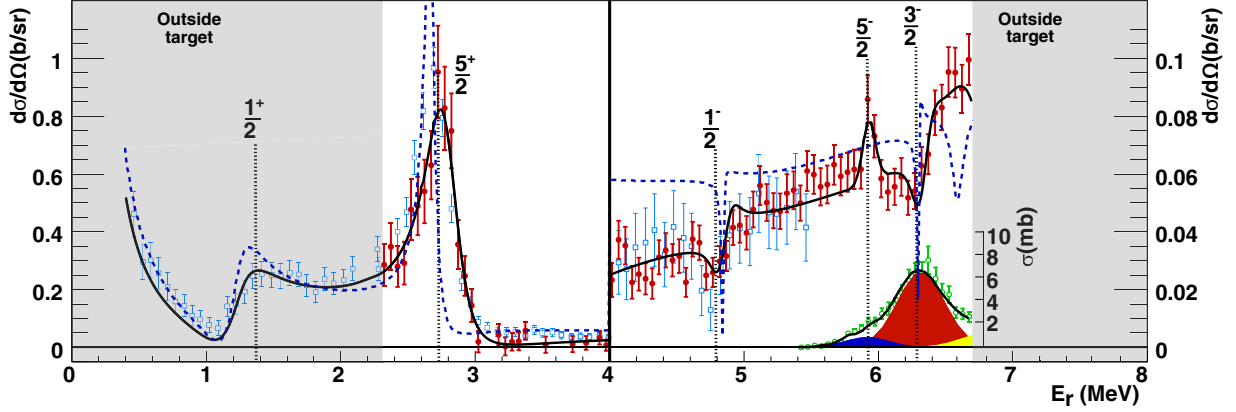


FIG. 1. Differential cross section of the ${}^1\text{H}({}^{14}\text{O}, p){}^{14}\text{O}$ reaction measured in the present study (full red dots) and in Ref. [15] (empty blue squares) and total cross section of the ${}^1\text{H}({}^{14}\text{O}, 2p){}^{13}\text{N}$ reaction (empty green circles), both as a function of the reconstructed resonance energy E_r in the $p + {}^{14}\text{O}$ system. For the latter, the contribution of the $5/2^-$, $3/2^-$ states and higher-energy resonances extracted from the R -matrix fit are shown in filled blue, red, and green, respectively. The best R -matrix simultaneous fit of the two reaction channels constrained only by the g.s. properties extracted from Ref. [15] is shown as a continuous black line. The blue dashed line corresponds to the result of the GSMCC calculation (see text for details).

$a = 5.1$ fm). The center-of-mass energy resolution considered for the resonant elastic and inelastic excitation function (see Fig. 1) are, respectively: $\sigma(E_r) = 50(5)$ keV and $\sigma(E_r) = 300(20)$ keV. The experimental spectroscopic factors were deduced from the measured partial width $\Gamma(E)$ and the single-particle width $\Gamma_{\text{sp}}(E)$ (calculated with the DWU code [25]): $C^2S_{\text{exp}} = \Gamma(E)/\Gamma_{\text{sp}}(E)$. The experimental spectroscopic factors to the ground and first-excited states of ${}^{14}\text{O}$ are displayed in Table II.

The ground state (g.s.) is a broad resonance $J^\pi = 1/2^+$ [15,26,26–35], closely related to the configuration [${}^{14}\text{O}(0_1^+) + p(s_{1/2})$]. The first-excited state [$J^\pi = 5/2^+$, $E_r = 2.81(12)$ MeV, $\Gamma = 251(26)$ keV] is in good agreement with previous measurements [15]. Based on the large spectroscopic factor $C^2S = 1.0$ (see Table II), its structure is interpreted as [${}^{14}\text{O}(0_1^+) + p(d_{5/2})$] [26,36,37].

Contrary to the positive-parity resonances, the $1/2_1^-$, $5/2_1^-$, $3/2_1^-$ inherit weakly from the ${}^{14}\text{O}(0_1^+) + p$ configuration. Indeed, these states are collectivized by the coupling to 2p-decay channel ${}^{13}\text{N} + 2p$ and to several inelastic 1p-decay channels. The second-excited state $J^\pi = 1/2^-$, has been found at $E_r = 4.88(21)$ MeV, $\Gamma = 30(15)$ keV, confirming previous measurements [15,33,38,39]. The small decay width of this resonance, which is situated more than 1.5 MeV above the

Coulomb plus centrifugal barrier and almost 4.9 MeV above the 1p-emission threshold, has been explained [15] as a consequence of the continuum-coupling induced collective mixing of SM eigenstates [7,8] with the nearby 2p-decay channel.

At higher excitation energies, two new narrow resonances have been measured for the first time. These states can decay by one-proton emission to ${}^{14}\text{O}(0_1^+)$ or by two-proton emission to the g.s. of ${}^{13}\text{N}(1/2_1^-)$. Analysis of 2p-decay data showed that at least two states must be present, while the background under these two states is limited to the portion shown in yellow to the right of the $3/2^-$ peak (see Fig. 1). A comparison of the Dalitz plot representation [40] of the experimental events compared to a realistic GEANT4 [41] simulation performed within the *nptool* framework [42] (see Fig. 2) indicated that the sequential 2p-decay through the first-excited state of ${}^{14}\text{O}(1_1^-)$ dominates. Indeed, in the case of a direct two-proton decay to the ground state of ${}^{13}\text{N}$, the available energy should be equally shared between the two protons. Then, a straight line is expected at energy $E_{{}^{13}\text{N}\text{-proton}} = 0.5$, of the width of the lines observed in the $3/2^-$ decay. This is not what is observed. Moreover, the relative energies between the two proton and the proton fragment are perfectly matching the sequential decay through the ${}^{14}\text{O}(1_1^-)$ state as seen in Fig. 1. We can therefore conclude that the two-proton emissions observed in

TABLE I. Resonances properties determined from the R -matrix analysis of the resonant elastic [${}^{15}\text{F} \rightarrow {}^{14}\text{O}(0_1^+) + p$] and inelastic scattering [${}^{15}\text{F} \rightarrow {}^{14}\text{O}(1_1^-) + p$] excitation functions.

J^π	$E_r(\text{MeV})$	${}^{15}\text{F} \rightarrow {}^{14}\text{O}(0_1^+) + p$		${}^{15}\text{F} \rightarrow {}^{14}\text{O}(1_1^-) + p$	
		Γ (keV)	ℓ	Γ (keV)	ℓ
$5/2^+$	2.81(12)	251(26)	2	—	—
$1/2^-$	4.88(21)	30(15)	1	—	—
$5/2^-$	5.93(10)	3(2)	3	0.3 (1)	2
$3/2^-$	6.33(13)	28(13)	1	2.2 (6)	2
				$< 1 \times 10^{-3}$	0

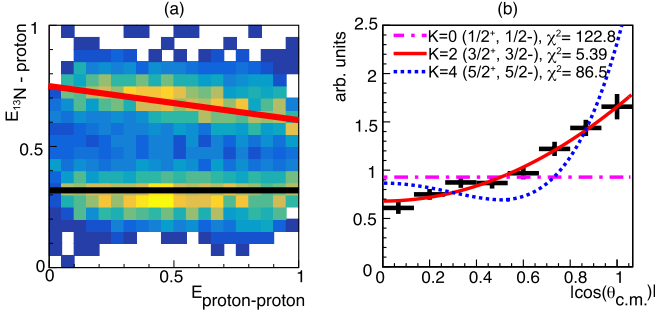


FIG. 2. (a) Dalitz plot of the $^{13}\text{N} + p + p$ decays from the $3/2^-$ state (^{13}N - p vs p - p reduced energies). The red (black) line corresponds to the first (second) proton emitted sequentially. (b) Center-of-mass angular distribution of the first proton, see Ref. [43] for the analysis method.

these two states occur essentially sequentially. It should be noted that we cannot exclude a small contribution from direct two-proton decay in both cases.

The first new state is observed as a very narrow resonance with $J^\pi = 5/2^-$, $E_r = 5.93(10)$ MeV, $\Gamma(0_1^+) = 3(2)$ keV, and $\Gamma(1_1^-)_{\ell=2} = 0.3(1)$ keV (see Table I). The obtained spectroscopic information for this resonance is consistent with the mirror-nucleus level sequence and the prediction of Fortune and Sherr [44]. The angular distribution of the first sequentially emitted proton in the two-proton emission can be seen in Ref. [45]. In the determination of the proton width to $^{14}\text{O}(1_1^-)$, two angular moments are possible, $\ell = 2$ or $\ell = 4$. We have assumed a pure $\ell = 2$ for this emission.

The second new state is a $3/2^-$ resonance with $E_r = 6.33(13)$ MeV, $\Gamma(0_1^+) = 28(13)$ keV, and $\Gamma(1_1^-) = 2.2(6)$ keV. The R -matrix analysis could not distinguish between $3/2^-$ and $1/2^+$ spin-parity assignments for this resonance. The $3/2^-$ spin assignment for this resonance is based on the Legendre polynomial fit [43] of the center-of-mass angular distribution of the first sequentially emitted proton in the $^1\text{H}(^{14}\text{O}, 2p)^{13}\text{N}$ reaction as shown in Fig. 2. The decay is dominated by the $\ell = 2$ component with a $\ell = 0$ partial width < 1 eV (see Fig. 2 and Table I). This is a somewhat surprising result since in general the $\ell = 2$ contribution is usually assumed to be negligible compared to the $\ell = 0$ contribution. AZURE2 code performed the calculation of the angular distributions for the two protons and the elastic scattering, including the interference terms. The calculation confirmed the extremely low value of the $\ell = 0$ width for the $3/2^-$ state. The energy and spin parity of this resonance agrees with a prediction of Refs. [44,46]. However, the one-proton width $\Gamma(0_1^+)$ is surprisingly 12.5 times narrower than the predicted value from Ref. [46], where they deduce the width from the ^{15}C mirror nucleus using the usual equality of spectroscopic factors between mirror states, without considering the coupling to the continuum.

Theoretical description. The present data has been analyzed and interpreted in the framework of the Gamow shell model (GSM) [1,47–50]. This model is a configuration-interaction OQS approach formulated in the Berggren single-particle (s.p.) basis [51] that includes bound states, resonances, and nonresonant background states of the discretized contour embedding resonances. The many-body basis states

TABLE II. Major amplitudes of channels $[^{14}\text{O}(K^\pi) \otimes (\ell_j)]^{J^\pi}$ in the lowest GSMCC resonances of ^{15}F . $\mathcal{R}[\tilde{c}]$ denotes real part of the channel amplitude. $\mathcal{R}[S]$ corresponds to the real part of the spectroscopic factor in open channels, and C^2S_{exp} display the experimental spectroscopic factors, see text for details.

$^{15}\text{F}; J^\pi$	$^{14}\text{O}; K^\pi$	ℓ_j	$\mathcal{R}[\tilde{c}]$	$\mathcal{R}[S]$	C^2S_{exp}
$1/2_1^+$	0_1^+	$s_{1/2}$	0.57	0.985	0.89(11)
	1_1^-	$p_{1/2}$	0.32	—	—
	0_1^-	$p_{1/2}$	0.1	—	—
$5/2_1^+$	0_1^+	$d_{5/2}$	0.43	0.979	0.75(25)
	3_1^-	$p_{1/2}$	0.33	—	—
	2_1^-	$p_{1/2}$	0.23	—	—
$1/2_1^-$	0_1^+	$p_{1/2}$	1.4×10^{-2}	3.2×10^{-2}	0.0060(7)
	0_2^+	$p_{1/2}$	0.49	—	—
	1_1^-	$s_{1/2}$	0.34	—	—
	0_1^-	$s_{1/2}$	0.11	—	—
$5/2_1^-$	0_1^+	$f_{5/2}$	—	—	0.0030(15)
	2_1^+	$p_{1/2}$	0.39	—	—
	3_1^-	$s_{1/2}$	0.32	—	—
	1_1^-	$d_{5/2}$	0.14	0.477	0.70(35)
	0_1^-	$d_{5/2}$	0.1	0.356	—
$3/2_1^-$	0_1^+	$p_{3/2}$	5×10^{-4}	9×10^{-3}	0.0010(5)
	2_1^+	$p_{1/2}$	0.39	—	—
	2_1^-	$s_{1/2}$	0.32	—	—
	1_1^-	$d_{5/2}$	0.25	0.838	0.30(15)
		$s_{1/2}$	1.9×10^{-5}	$< 3 \times 10^{-6}$	$< 1.3 \times 10^{-5}$

consist of Slater determinants where nucleons occupy s.p. basis of the chosen Berggren basis [1,50].

The modelspace consists of ^{12}C core and valence protons in the p and sd shells. The s.p. valence space is built of three pole states: $0p_{1/2}$, $0d_{5/2}$, $1s_{1/2}$ and five continua: $p_{1/2}$, $p_{3/2}$, $d_{3/2}$, $s_{1/2}$, and $d_{5/2}$. The $d_{5/2}$ and $s_{1/2}$ levels are described in the Berggren s.p. basis, whereas remaining partial waves are expanded in the harmonic oscillator basis. The Hamiltonian consists of a one-body part, which includes a Woods-Saxon, spin-orbit, and Coulomb potentials, and a two-body part, which comprise of the Furutani-Horiuchi-Tamagaki effective interaction plus the Coulomb interaction and recoil term [52]. Parameters of the Hamiltonian are adjusted to reproduce the energies of $1/2_1^-$, $1/2_1^+$, $5/2_1^+$ states of ^{13}N and ^{15}F , as well as the energies of 0_1^+ , 1_1^- , and 3_1^- states in ^{14}O .

To describe nuclear reactions, GSM has to be formulated in the coupled-channel representation, the GSMCC [1,53,54]. The GSMCC Hamiltonian is Hermitian because matrix elements are calculated in the harmonic oscillator basis. However, the calculation of resonances in ^{15}F using this Hamiltonian is done in the Berggren basis, so that the Hamiltonian matrix of ^{15}F becomes complex symmetric. The transformation from harmonic oscillator basis to Berggren basis is not orthogonal and is handled exactly with all channel overlaps taken into account [1]. The reaction cross sections are calculated by coupling the real-energy incoming partial waves to the states of ^{14}O given by the Hermitian Hamiltonian. Consequently, the framework related to the cross section calculation is fully Hermitian, whereas complex energies arise

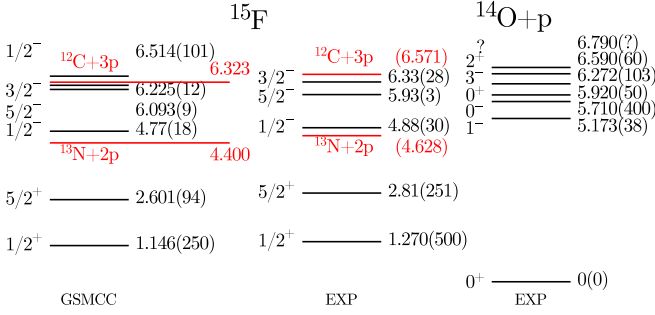


FIG. 3. Level scheme of ^{15}F with respect to ^{14}O g.s. from the GSMCC calculation (left) and the present analysis (center), and level scheme of ^{14}O (right). ^{15}F data are taken from Ref. [15] and the present analysis, and ^{14}O data are taken from Ref. [55]. Energies are in MeV. The red lines indicate the 2p- and 3p-decay thresholds. Resonance widths (in keV) are given in the brackets.

for resonances because one diagonalizes the complex symmetric Hamiltonian matrix induced by the Berggren basis representation. In the present studies, the reaction channels in the GSMCC are constructed by coupling states of ^{14}O with proton states in different partial waves ($n\ell j$). The considered states of ^{14}O are 0_1^+ , 0_2^+ , 2_1^+ , 2_2^+ , 0_1^- , 1_1^- , 2_1^- , and 3_1^- . The projectile motion is described by single-particle states of p , and sd shells, and by s , p , and sd continua.

The GSMCC excitation function is superimposed to the data in Fig. 1. Strong resonances are seen for the positive-parity states $J^\pi = 1/2_1^+$, $5/2_1^+$ of ^{15}F [15]. Excitation of the negative-parity states $1/2_1^-$ and $3/2_1^-$ is weak in accordance with both their small spectroscopic factors (see Table II) and the structure of their wave functions, which do not resemble the wave function of a proton outside the $^{14}\text{O}(0_1^+)$ core [45].

Higher- ℓ partial waves are not essential in the low-energy excitation energy interval considered in the present experiment. The f shell is absent in the model space, therefore, there is no contribution of the $5/2^-$ partial wave in the elastic scattering reaction. For the same reason, the channel $[^{14}\text{O}(0_1^+) \otimes (f_{5/2})]^{5/2^-}$ is absent in Table II. The slow rise of the cross section at energies higher than 6.5 MeV is due to higher-energy resonances consisting of mainly a broad $3/2^+$ partial wave.

Not observed in the present experiment, in the vicinity of 3p-decay threshold, the GSMCC predicts a second $1/2_2^-$ resonance at an energy close to the maximal accessible experimental energy (see Fig. 1). The structure of this resonance is dominated by the 3p-emission channel $[^{12}\text{C}(0_1^+) \otimes (0p_{1/2}(0d_{5/2})^2)]^{1/2^-}$ and nearby 1p-emission channels $[^{14}\text{O}(3_1^-) \otimes (0d_{5/2})]^{1/2^-}$ and $[^{14}\text{O}(2_1^-) \otimes (0d_{5/2})]^{1/2^-}$. The major proton configurations are $[p^1d^2]$ and $[p^1s^2]$. Therefore, one expects an admixture of the direct 2p-emission in the decay of $1/2_2^-$ resonance. The GSMCC also predicts several resonances at even higher energies, which are clustered in the vicinity of 1p-emission channel $^{14}\text{O}(2_1^+) + p$ and 2p-emission channels: $^{13}\text{N}(1/2_1^+) + 2p$, $^{13}\text{N}(3/2_1^+) + 2p$, and $^{13}\text{N}(5/2_1^+) + 2p$.

The calculated spectrum for ^{15}F obtained from the GSMCC analysis is compared to the experimental one in Fig. 3. The obtained major channel amplitudes $[^{14}\text{O}(K^\pi) \otimes (\ell_j)]^{J^\pi}$ for

the resonances are presented in Table II together with the asymptotic normalization coefficient for major open channels in the resonances $1/2_1^+$, $5/2_1^+$, $5/2_1^-$, and $3/2_1^-$. Occupancies of s.p. shells for dominant GSM configurations in the considered states of ^{15}F , ^{14}O , and ^{13}N are shown in Table II. It should be stressed that both energy and width of $5/2_1^-$ and $3/2_1^-$ resonances are well reproduced by the GSMCC (see Fig. 3).

Structure of ^{15}F negative parity states. As discussed in Ref. [15], the $1/2_1^-$ resonance is narrow because the structure of this state is strongly affected by the coupling to a nearby 2p-decay channel. The dominant proton configurations are $[p^1s^2]$ and $[p^1d^2]$ whereas the major proton configuration in the g.s. of ^{14}O is $[p^2]$ (see also Supplemental Material Fig. S.2 [45]). Consequently, the 1p-decay width is strongly reduced and the observation of the direct 2p-decay to the g.s. of ^{13}N is virtually impossible due to small available phase space for this decay. The higher-energy $5/2_1^-$ and $3/2_1^-$ resonances have a similar decay limitation as the $1/2_1^-$ resonance. The dominant proton configurations in these resonances is $[p^1d^1s^1]$, i.e., their 1p-decay width is strongly reduced.

One may notice a similarity between the $5/2_1^-$, and $3/2_1^-$ resonances, which are dominated by the same channels: the open channel $[^{14}\text{O}(1_1^-) \otimes (0d_{5/2})]^{3/2^-,5/2^-}$ and the closed channel $[^{14}\text{O}(2_1^+) \otimes (0p_{1/2})]^{3/2^-,5/2^-}$. The principal difference between these resonances is seen in the different $\ell = 0$ closed channels: $[^{14}\text{O}(3_1^-) \otimes (1s_{1/2})]^{5/2_1^-}$ and $[^{14}\text{O}(2_1^-) \otimes (1s_{1/2})]^{3/2_1^-}$, for states $5/2_1^-$ and $3/2_1^-$, respectively.

The couplings of the resonances $1/2_1^-$, $5/2_1^-$, and $3/2_1^-$ to the g.s. of ^{14}O are extremely small and have been omitted from Table II. Small values of the experimental spectroscopic factors to the g.s. of ^{14}O agree with the smallness of these couplings. One may also notice that the large GSMCC spectroscopic factor to the 1_1^- state of ^{14}O for the $5/2_1^-$, and $3/2_1^-$ resonances, are in qualitative agreement with the obtained experimental values (see Table II).

For the $1/2_1^-$ state, the $[^{14}\text{O}(1_1^-) \otimes (0s_{1/2})]^{1/2^-}$ channel is closed and the sequential 2p emission is not allowed. On the other hand, for $5/2_1^-$ and $3/2_1^-$ resonances the sequential 2p decay is possible via the intermediate 1_1^- state of ^{14}O . This decay involves the major configurations of $5/2_1^-$, $3/2_1^-$ and 1_1^- states in ^{15}F and ^{14}O , respectively (see Fig. 3).

Conclusions. The negative parity states $1/2_1^-$, $5/2_1^-$, $3/2_1^-$ in the continuum of ^{15}F form a unique triplet of narrow resonances between 2p- and 3p-emission thresholds. Detailed GSM and GSMCC analysis provided an understanding of the imprint of the 2p-decay channel and various 1p-inelastic channels on the structure of those states. The long lifetimes of $1/2_1^-$, $5/2_1^-$, $3/2_1^-$ resonances result from the vicinity of the decay channels: $^{13}\text{N}(1/2_1^-) + 2p$ and $^{14}\text{O}(1_1^-) + p$, which collectivize these resonances and change their structure, thus preventing that the decay goes via the elastic channel $^{14}\text{O}(0_1^+) + p$. For near-threshold resonances, the inference about their structure from the SM calculation of (bound) mirror partners becomes questionable. Near-threshold collectivization may play an important role in many reactions of astrophysical interest by modifying their rates with respect to the predictions based on the SM and the assumption of mirror symmetry [56].

The sequential 2p decay of $5/2_1^-$ and $3/2_1^-$ states via 1_1^- resonance in ^{14}O , has been observed, in agreement with the GSMCC calculations. The direct 2p-decay component is predicted by the GSM to be present in the deexcitation of $1/2_2^-$ state just above the newly measured resonances.

Based on general theoretical arguments, one expects that narrow near-threshold resonances exist also in other nuclei beyond the proton and neutron drip lines. For example, the same sequence of narrow negative-parity resonances is expected in the unbound ^{13}F and ^{17}Na nuclei. Systematic investigations of the narrow resonances and their various particle and γ decay modes in nuclei beyond drip lines will open new perspectives in the studies of effective interactions in nuclear OQS [1] and the continuum-coupling induced collectivization of the near-threshold states [7,8].

Acknowledgments. We thank the GANIL accelerator staff for delivering the radioactive beams. Special thanks go to the MUGAST, VAMOS, and AGATA collaborations for their

dedication. This work has been supported in part by the European Community FP6 Structuring the ERA Integrated Infrastructure Initiative, contract EURONS RII3-CT-2004-506065, U.S. Department of Energy Grant No. DE-SC0019521, COPIN and COPIGAL French-Polish scientific exchange programs, the French-Romanian IN2P3-IFIN-HH collaboration No. 03-33, the French-Czech LEA NuAG collaboration, French-Serbian collaboration No. 20505 and MESTD of Serbia Project No. 171018, the Polish grant NCN 2016/22/M/ST2/00269 and by the Helmholtz Association through the Nuclear Astrophysics Virtual Institute. This work has also benefited from high-performance computational resources provided by Louisiana State University [57]. This research was also supported by the OASIS Project No. ANR-17-CE31-0026, by the U.S. Department of Energy, Office of Science, Office of Nuclear Physics, under the Contract No. DE-AC02-06CD11357. D.S. was supported by the JSPS KAKENHI Grant No. JP19H01914.

- [1] N. Michel and M. Płoszajczak, *Gamow Shell Model - The Unified Theory of Nuclear Structure and Reactions* (Springer, Berlin, 2021), Vol. 983.
- [2] C. W. Johnson, K. D. Launey, N. Auerbach, S. Bacca, B. R. Barrett, C. R. Brune, M. A. Caprio, P. Descouvemont, W. H. Dickhoff, C. Elster *et al.*, *J. Phys. G: Nucl. Part. Phys.* **47**, 123001 (2020).
- [3] P. Kleinwachter and I. Rotter, *Phys. Rev. C* **32**, 1742 (1985).
- [4] N. Auerbach and V. Zelevinsky, *Rep. Prog. Phys.* **74**, 106301 (2011).
- [5] C. Hategan, *Ann. Phys. (NY)* **116**, 77 (1978).
- [6] N. Michel, W. Nazarewicz, and M. Płoszajczak, *Phys. Rev. C* **75**, 031301(R) (2007).
- [7] J. Okołowicz, M. Płoszajczak, and W. Nazarewicz, *Prog. Theor. Phys. Suppl.* **196**, 230 (2012).
- [8] J. Okołowicz, W. Nazarewicz, and M. Płoszajczak, *Fortschr. Phys.* **61**, 66 (2013).
- [9] A. I. Baz', Y. B. Zel'dovich, and A. M. Perelomov, *Scattering, Reactions and Decay in Nonrelativistic Quantum Mechanics* (Israel program for scientific translations, Jerusalem, 1969).
- [10] J. Okołowicz, M. Płoszajczak, and I. Rotter, *Phys. Rep.* **374**, 271 (2003).
- [11] A. Volya and V. Zelevinsky, *Phys. Rev. C* **67**, 054322 (2003).
- [12] A. F. Sadreev, *Rep. Prog. Phys.* **84**, 055901 (2021).
- [13] L. Canton, G. Pisent, J. P. Svenne, K. Amos, and S. Karataglidis, *Phys. Rev. Lett.* **96**, 072502 (2006).
- [14] P. R. Fraser, K. Amos, L. Canton, S. Karataglidis, D. van der Knijff, and J. P. Svenne, *Phys. Rev. C* **100**, 024609 (2019).
- [15] F. de Grancey, A. Mercenne, F. de Oliveira Santos, T. Davinson, O. Sorlin, J. C. Angélique, M. Assié, E. Berthoumieux, R. Borcea, A. Buta *et al.*, *Phys. Lett. B* **758**, 26 (2016).
- [16] S. Ottini-Hustache, C. Mazur, F. Auger, A. Musumarra, N. Alamanos, B. Cahan, A. Gillibert, A. Lagoyannis, O. Maillard, E. Pollacco *et al.*, *Nucl. Instrum. Meth. Phys. Res. A* **431**, 476 (1999).
- [17] GANIL, E744-LISE data set, 2018, <https://dx.doi.org/10.26143/GANIL-2018-E744-LISE>, 2018.
- [18] E. Pollacco, D. Beaumel, P. Roussel-Chomaz, E. Atkin, P. Baron, J. P. Baronick, E. Becheva, Y. Blumenfeld, A. Boujrad, A. Drouart *et al.*, *Eur. Phys. J. A* **25**, 287 (2005).
- [19] GANIL, E744-VAMOS data set, 2019, <https://dx.doi.org/10.26143/GANIL-2019-E744-VAMOS>, 2019.
- [20] M. Assié, E. Clément, A. Lemasson, D. Ramos, A. Raggio, I. Zanon, F. Galtarossa, C. Lenain, J. Casal, F. Flavigny *et al.*, *Nucl. Instrum. Meth. Phys. Res. A* **1014**, 165743 (2021).
- [21] M. Rejmund, B. Lecornu, A. Navin, C. Schmitt, S. Damoy, O. Delaune, J. Enguerrand, G. Fremont, P. Gangnant, L. Gaudefroy *et al.*, *Nucl. Instrum. Meth. Phys. Res. A* **646**, 184 (2011).
- [22] S. Akkoyun, A. Algora, B. Alikhani, F. Ameil, G. de Angelis, L. Arnold, A. Astier, A. Ata, Y. Aubert, C. Aufranc *et al.*, *Nucl. Instrum. Meth. Phys. Res. A* **668**, 26 (2012).
- [23] A. M. Lane and R. G. Thomas, *Rev. Mod. Phys.* **30**, 257 (1958).
- [24] R. E. Azuma, E. Uberseder, E. C. Simpson, C. R. Brune, H. Costantini, R. J. de Boer, J. Görres, M. Heil, P. J. LeBlanc, C. Ugalde, and M. Wiescher, *Phys. Rev. C* **81**, 045805 (2010).
- [25] K. L. A. M. E. Koonin, *Computational Nuclear Physics 2* (Springer, Berlin, 1993).
- [26] H. T. Fortune, *Phys. Rev. C* **74**, 054310 (2006).
- [27] A. M. Mukhamedzhanov, B. F. Irgaziev, V. Z. Goldberg, Y. V. Orlov, and I. Qazi, *Phys. Rev. C* **81**, 054314 (2010).
- [28] D. Baye, P. Descouvemont, and F. Leo, *Phys. Rev. C* **72**, 024309 (2005).
- [29] G. J. KeKelis, M. S. Zisman, D. K. Scott, R. Jahn, D. J. Vieira, J. Cerny, and F. Ajzenberg-Selove, *Phys. Rev. C* **17**, 1929 (1978).
- [30] W. Benenson, E. Kashy, A. G. Ledebuhr, R. C. Pardo, R. G. H. Robertson, and L. W. Robinson, *Phys. Rev. C* **17**, 1939 (1978).
- [31] W. A. Peters, T. Baumann, D. Bazin, B. A. Brown, R. R. C. Clement, N. Frank, P. Heckman, B. A. Luther, F. Nunes, J. Seitz, A. Stolz, M. Thoennessen, and E. Tryggestad, *Phys. Rev. C* **68**, 034607 (2003).
- [32] A. Lepine-Szily, J. Oliveira, D. Galante, G. Amadio, V. Vanin, R. Lichtenthäler, V. Guimaraes, G. Lima, H. Bohlen, A. Ostrowski *et al.*, *Nucl. Phys. A* **722**, C512 (2003).
- [33] A. Le'pine-Szily, J. Oliveira, D. Galante, G. Amadio, R. Lichtenthäler, H. Bohlen, A. Ostrowski, A. Blazevic, C. Borcea, V. Guimara *et al.*, *Nucl. Phys. A* **734**, 331 (2004).
- [34] V. Z. Goldberg, G. G. Chubarian, G. Tabacaru, L. Trache, R. E. Tribble, A. Aprahamian, G. V. Rogachev, B. B. Skorodumov, and X. D. Tang, *Phys. Rev. C* **69**, 031302(R) (2004).

- [35] F. Q. Guo, J. Powell, D. W. Lee, D. Leitner, M. A. McMahan, D. M. Moltz, J. P. O'Neil, K. Perajarvi, L. Phair, C. A. Ramsey, X. J. Xu, J. Cerny, *Phys. Rev. C* **72**, 034312 (2005).
- [36] H. T. Fortune and R. Sherr, *Phys. Rev. C* **72**, 024319 (2005).
- [37] L. V. Grigorenko, T. A. Golubkova, and M. V. Zhukov, *Phys. Rev. C* **91**, 024325 (2015).
- [38] I. Mukha, N. K. Timofeyuk, K. Summerer, L. Acosta, M. A. G. Alvarez, E. Casarejos, A. Chatillon, D. Cortina-Gil, J. M. Espino, A. Fomichev, J. E. Garcia-Ramos, H. Geissel, J. Gomez-Camacho, L. Grigorenko, J. Hofmann, O. Kiselev, A. Korshennikov, N. Kurz, Y. Litvinov, I. Martel, C. Nociforo, W. Ott, M. Pfutzner, C. Rodriguez-Tajes, E. Roeckl, M. Stanoiu, H. Weick, and P. J. Woods, *Phys. Rev. C* **79**, 061301(R) (2009).
- [39] V. Girard-Alcindor, I. Stefan, F. de Oliveira Santos *et al.*, *Eur. Phys. J. A* **57**, 93 (2021).
- [40] D. H. Perkins, *Introduction to High Energy Physics*, 4th ed. (Cambridge University Press, Cambridge, 2000).
- [41] S. Agostinelli, J. Allison, K. Amako, J. Apostolakis, H. Araujo, P. Arce, M. Asai, D. Axen, S. Banerjee, G. Barrand *et al.*, *Nucl. Instrum. Meth. Phys. Res. A* **506**, 250 (2003).
- [42] A. Matta, P. Morfouace, N. de Séréville, F. Flavigny, M. Labiche, and R. Shearman, *J. Phys. G: Nucl. Part. Phys.* **43**, 045113 (2016).
- [43] J. Pronko and R. Lindgren, *Nucl. Instrum. Meth.* **98**, 445 (1972).
- [44] H. T. Fortune and R. Sherr, *Phys. Rev. Lett.* **99**, 089201 (2007).
- [45] See Supplemental Material at <http://link.aps.org/supplemental/10.1103/PhysRevC.105.L051301> for angular distribution decomposition for $5/2^-$ state and GSM eigenfunctions.
- [46] H. T. Fortune, *Phys. Rev. C* **83**, 024311 (2011).
- [47] N. Michel, W. Nazarewicz, M. Płoszajczak, and K. Bennaceur, *Phys. Rev. Lett.* **89**, 042502 (2002).
- [48] R. M. Id Betan, R. J. Liotta, N. Sandulescu, and T. Vertse, *Phys. Rev. Lett.* **89**, 042501 (2002).
- [49] N. Michel, W. Nazarewicz, M. Płoszajczak, and J. Okołowicz, *Phys. Rev. C* **67**, 054311 (2003).
- [50] N. Michel, W. Nazarewicz, M. Płoszajczak, and T. Vertse, *J. Phys. G: Nucl. Part. Phys.* **36**, 013101 (2009).
- [51] T. Berggren, *Nucl. Phys. A* **109**, 265 (1968).
- [52] K. Fossez, N. Michel, M. Płoszajczak, Y. Jaganathen, and R. M. Id Betan, *Phys. Rev. C* **91**, 034609 (2015).
- [53] Y. Jaganathen, N. Michel, and M. Płoszajczak, *Phys. Rev. C* **89**, 034624 (2014).
- [54] A. Mercenne, N. Michel, and M. Płoszajczak, *Phys. Rev. C* **99**, 044606 (2019).
- [55] F. Ajzenberg-Selove, *Nucl. Phys. A* **523**, 1 (1991).
- [56] F. de Oliveira, A. Coc, P. Aguer, G. Bogaert, J. Kiener, A. Lefebvre, V. Tatischeff, J. P. Thibaud, S. Fortier, J. M. Maison, L. Rosier, G. Rotbard, J. Vernotte, S. Wilmes, P. Mohr, V. Kolle, and G. Staudt, *Phys. Rev. C* **55**, 3149 (1997).
- [57] www.hpc.lsu.edu.