

This is a copy of the published version, or version of record, available on the publisher's website. This version does not track changes, errata, or withdrawals on the publisher's site.

Nodeless time-reversal symmetry breaking in the centrosymmetric superconductor Sc₅Co₄Si₁₀ probed by muon-spin spectroscopy

A. Bhattacharyya, M. R. Lees, K. Panda, P. P. Ferreira, T. T. Dorini, Emilie Gaudry, L. T. F. Eleno, V. K. Anand, J. Sannigrahi, P. K. Biswas, R. Tripathi, and D. T. Adroja

Published version information






Citation: A Bhattacharyya et al. Nodeless time-reversal symmetry breaking in the centrosymmetric superconductor Sc₅Co₄Si₁₀ probed by muon-spin spectroscopy. Phys Rev Materials 6, no. 6 (2022): 064802

DOI: [10.1103/PhysRevMaterials.6.064802](https://doi.org/10.1103/PhysRevMaterials.6.064802)

This version is made available in accordance with publisher policies. Please cite only the published version using the reference above. This is the citation assigned by the publisher at the time of issuing the APV. Please check the publisher's website for any updates.

This item was retrieved from **ePubs**, the Open Access archive of the Science and Technology Facilities Council, UK. Please contact epublications@stfc.ac.uk or go to <http://epubs.stfc.ac.uk/> for further information and policies.

Nodeless time-reversal symmetry breaking in the centrosymmetric superconductor $\text{Sc}_5\text{Co}_4\text{Si}_{10}$ probed by muon-spin spectroscopy

A. Bhattacharyya ^{1,*}, M. R. Lees ², K. Panda ¹, P. P. Ferreira ^{3,†}, T. T. Dorini,⁴ Emilie Gaudry,⁴ L. T. F. Eleno,³ V. K. Anand,^{5,6} J. Sannigrahi,⁷ P. K. Biswas,⁸ R. Tripathi,^{8,9} and D. T. Adroja ^{8,10,‡}

¹Department of Physics, Ramakrishna Mission Vivekananda Educational and Research Institute, Belur Math, Howrah 711202, West Bengal, India

²Department of Physics, University of Warwick, Coventry CV4 7AL, United Kingdom

³Computational Materials Science Group (ComputEEL/MatSci), Escola de Engenharia de Lorena, Universidade de São Paulo, DEMAR, Lorena, Brazil

⁴Université de Lorraine, CNRS, IJL, Nancy, France

⁵Helmholtz-Zentrum Berlin für Materialien und Energie GmbH, Hahn-Meitner Platz 1, D-14109 Berlin, Germany

⁶Department of Physics, University of Petroleum and Energy Studies, Dehradun, Uttarakhand 248007, India

⁷School of Physical Sciences, Indian Institute of Technology Goa, Goa 403401, India

⁸ISIS Neutron and Muon Source, Rutherford Appleton Laboratory, Chilton, Didcot Oxon OX11 0QX, United Kingdom

⁹Jawaharlal Nehru Centre for Advanced Scientific Research, Jakkur, Bangalore 560064, India

¹⁰Highly Correlated Matter Research Group, Physics Department, University of Johannesburg, PO Box 524, Auckland Park 2006, South Africa



(Received 28 February 2022; revised 4 May 2022; accepted 18 May 2022; published 15 June 2022)

We investigate the superconducting properties of $\text{Sc}_5\text{Co}_4\text{Si}_{10}$ using low-temperature resistivity, magnetization, heat capacity, and muon-spin rotation and relaxation (μSR) measurements. We find that $\text{Sc}_5\text{Co}_4\text{Si}_{10}$ exhibits type-II superconductivity with a superconducting transition temperature $T_C = 3.5(1)$ K. The temperature dependence of the superfluid density obtained from transverse-field μSR spectra is best modeled using an isotropic Bardeen-Cooper-Schrieffer type s -wave gap symmetry with $2\Delta/k_B T_C = 2.84(2)$. However, the zero-field muon-spin relaxation rate reveals the appearance of a spontaneous magnetic field below T_C , indicating that time-reversal symmetry (TRS) is broken in the superconducting state. Although this behavior is commonly associated with nonunitary or mixed singlet-triplet pairing, our group-theoretical analysis of the Ginzburg-Landau free energy alongside density functional theory calculations indicates that unconventional mechanisms are pretty unlikely. Therefore, we have hypothesized that TRS breaking may occur via a conventional electron-phonon process.

DOI: [10.1103/PhysRevMaterials.6.064802](https://doi.org/10.1103/PhysRevMaterials.6.064802)

I. INTRODUCTION

Ternary rare-earth transition-metal silicides and germanides have recently been the subject of several studies because of their wide variety of structures and phenomenologies [1]. The occurrence of superconductivity is commonly found in these compounds, with at least 11 superconducting distinct structural prototypes reported so far [2]. Some of them host $3d$ magnetic species, such as Fe, Co, and Ni, concomitantly with a superconducting ground state [3–5]. For example, two-gap superconductivity in $\text{Lu}_2\text{Fe}_3\text{Si}_5$ has been reported from low-temperature specific-heat, penetration depth, and muon spectroscopy measurements [6–8]. The coexistence of charge density waves with magnetic or superconducting order is also reported in $R_5T_4\text{Si}_{10}$ (R = rare-earth element; T = Co, Ir, Rh, or Os) family [9–14]. These observations highlight the potential to use

this class of materials to study different and novel quantum states.

The highest superconducting critical temperature (T_C) reported at ambient pressures is due to $\text{Y}_5\text{Os}_4\text{Si}_{10}$ [15], with a T_C of 9.1 K, followed by $\text{Sc}_5\text{Ir}_4\text{Si}_{10}$ ($T_C = 8.6$ K), and $\text{Sc}_5\text{Rh}_4\text{Si}_{10}$ ($T_C = 8.4$ K). The occurrence of superconductivity in $\text{Sc}_5\text{Co}_4\text{Si}_{10}$ is particularly noteworthy. Sc and Si are not superconducting at ambient pressure, while Co is a ferromagnetic material with no superconducting state at all. Superconductivity in materials containing Co is relatively unusual. Examples include the binary phase CoSi_2 with a $T_C = 1.2$ K [16] and $\text{Lu}_3\text{Co}_4\text{Ge}_{13}$ single crystals with T_C below 1.4 K [17]. Superconductivity is also reported in layered materials such as $\text{NaCo}_x\text{O}_2 \cdot y\text{H}_2\text{O}$ at ~ 5 K [18] and, more recently, LaCoSi below 4 K [19]. Additionally, the quasi-one-dimensional carbide Sc_3CoC_4 [20] becomes superconducting at approximately 4.5 K.

The relatively high T_C of $\text{Sc}_5\text{Co}_4\text{Si}_{10}$ ($T_C = 4.9$ K) indicates that the magnetic character of Co atoms is either suppressed or does not interfere with the electron pairing mechanism [3]. $\text{Sc}_5\text{Co}_4\text{Si}_{10}$ crystallizes in a tetragonal structure within the centrosymmetric space group $P4/mbm$ (No.

*amitava.bhattacharyya@rkmvu.ac.in

†pedroferreira@usp.br

‡devashibhai.adroja@stfc.ac.uk

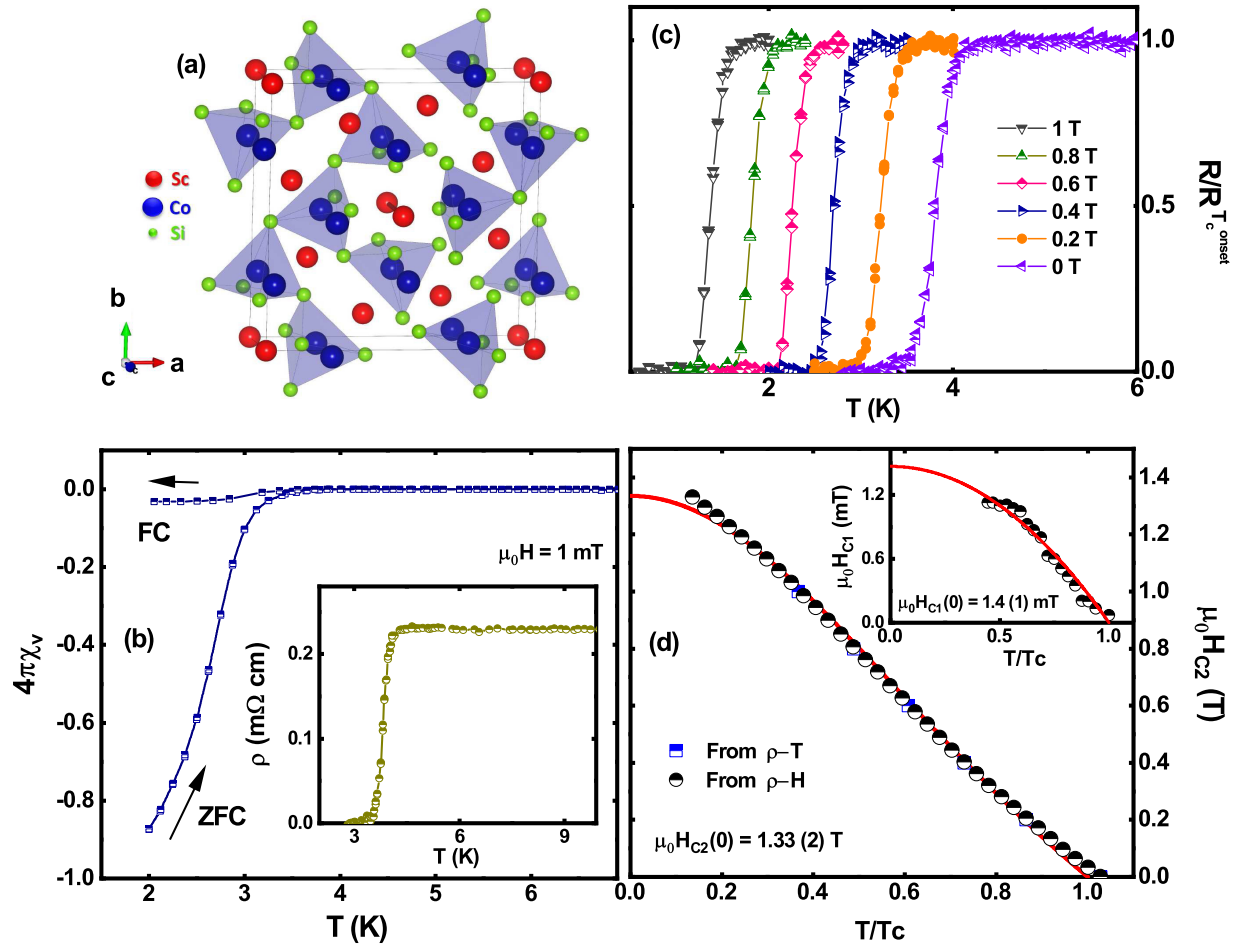


FIG. 1. (a) Unit cell of $\text{Sc}_5\text{Co}_4\text{Si}_{10}$ viewed along the c axis. The Co (blue) and Si (green) atoms form pentagons and hexagons stacked parallel to the basal plane interspersed with Sc (red) atoms. (b) Temperature dependence of the magnetic susceptibility $\chi(T)$ for $\text{Sc}_5\text{Co}_4\text{Si}_{10}$, collected in zero-field-cooled (ZFC) and field-cooled (FC) modes in an applied field of 1 mT. The inset shows the resistivity versus temperature for $\text{Sc}_5\text{Co}_4\text{Si}_{10}$ in zero applied field. (c) Temperature dependence of the normalized resistivity for $\text{Sc}_5\text{Co}_4\text{Si}_{10}$ in different applied magnetic fields. (d) Temperature dependence of the upper critical field H_{C2} of $\text{Sc}_5\text{Co}_4\text{Si}_{10}$ determined using resistivity measurements made as a function of either temperature or applied magnetic field. $H_{C2}(0)$ is estimated from the fit shown by a red line using the GL expression $H_{C2}(T) = H_{C2}(0)(1 - t^2)/(1 + t^2)$. The inset shows the lower critical field H_{C1} for $\text{Sc}_5\text{Co}_4\text{Si}_{10}$ as a function of the reduced temperature $t = T/T_C$ fitted using the GL expression $H_{C1}(T) = H_{C1}(0)(1 - t^2)$.

127), with 38 atoms per unit cell [1,3–5]. There are three nonequivalent Sc sites in the structure, one of which forms a chainlike Sc–Si network along the c axis. One can see from the projection of the $\text{Sc}_5\text{Co}_4\text{Si}_{10}$ structure along the c axis [Fig. 1(a)] that Co and Si atoms give rise to planar networks of pentagons and hexagons stacked parallel to the basal plane and connected along the c axis via Co–Si–Co zigzag chains. The pentagon-hexagon layers are interspersed with layers of Sc [21]. One interesting feature is that Co–Co distance is of the order of 4 Å, far larger than in pure Co. This is quite different from what is found in the Mo chalcogenides [22] and rhodium borides [23], both well studied ternary systems in which the transition metal atoms form clusters and play an important role in superconductivity. Nakajima *et al.* [24] reported the low-temperature heat capacity of $\text{Sc}_5\text{Ir}_4\text{Si}_{10}$, showing that the data are best described by a two-gap model. Nuclear magnetic resonance measurements on $\text{Sc}_5\text{Co}_4\text{Si}_{10}$ suggest that the density of states at the Fermi level is dominated by

the Co- d bands derived from the pentagon-hexagon layers. In contrast, the d bands of Sc layers, which separate the pentagon-hexagon sheets, are nearly empty [25,26].

Motivated by these results, we have conducted a systematic study of the superconducting properties of $\text{Sc}_5\text{Co}_4\text{Si}_{10}$ employing electrical resistivity, magnetization, heat capacity, and muon-spin rotation and relaxation (μSR) measurements. The thermal, transport, and magnetic measurements indicate a bulk type-II superconducting ground state with $T_C = 3.5(1)$ K, $\mu_0 H_{C1} = 1.4(1)$ mT, and $\mu_0 H_{C2} = 1.33(2)$ T. The temperature dependence of the superfluid density estimated from transverse-field (TF) μSR measurements shows the presence of a fully gapped superconducting order parameter. This finding is also supported by heat capacity measurements at low temperatures. Surprisingly, zero-field (ZF) μSR measurements reveal a finite, spontaneous internal magnetic field within the superconducting state, providing clear evidence for time-reversal symmetry (TRS) breaking. A

first analysis based on Ginzburg-Landau (GL) theory alongside density functional theory suggests that both nonunitary triplet pairing state and mixed singlet-triplet state are quite unlikely due to the complex, closed topography of the Fermi surface. Therefore, we argue that conventional mechanisms could carry TRS breaking due to the highly symmetric multi-band low-energy states. $\text{Sc}_5\text{Co}_4\text{Si}_{10}$, therefore, joins the short list of unconventional TRS breaking superconducting materials with fully gapped s -wave symmetry.

II. METHODS

A. Experimental details

Polycrystalline $\text{Sc}_5\text{Co}_4\text{Si}_{10}$ sample was prepared by arc melting stoichiometric amounts of high purity elemental Sc (99.9%), Co (99.99%), and Si (99.9999%) in an argon atmosphere with a Zr getter. The ingot was flipped and remelted several times to improve the phase homogeneity. The sample was then annealed in a dynamic vacuum of 10^{-6} torr for 18 days at a temperature of 1050 °C, followed by a quench to room temperature by switching off the heater power. The homogeneous single phase nature of the sample with a 5:4:10 composition for Sc:Co:Si was confirmed using a ZEISS GeminiSEM 500, which was used to perform energy-dispersive x-ray spectroscopy (EDX). Electrical resistivity measurements were carried out in different applied fields using a Quantum Design Physical Property Measurement System (QD-PPMS). The DC magnetization measurements were performed using a Quantum Design Magnetic Property Measurement System SQUID (superconducting quantum interference device) magnetometer. Heat capacity down to 0.5 K was measured using the QD-PPMS with a ^3He insert.

Muon-spin rotation and relaxation (μSR) measurements were carried out using the MuSR spectrometer at the ISIS Pulsed Neutron and Muon Source, United Kingdom [27,28]. The powdered sample was mounted on a high purity silver plate (99.995%) using GE varnish, and then covered with silver foil. The sample was cooled to temperatures as low as 400 mK using a He-3 system. 100% spin-polarized positive muons (μ^+) were implanted into the sample. Each μ^+ decays with a mean lifetime of 2.2 μs , releasing a positron. The time dependence of the polarization of the implanted muons is given by $P_\mu(t) = G(t)P_\mu(0)$, where $G(t)$ corresponds to the μ^+ spin autocorrelation function. The time-dependent asymmetry $A(t)$, which is proportional to $P_\mu(t)$, is given by $A(t) = [N_F(t) - \alpha N_B(t)]/[N_F(t) + \alpha N_B(t)]$, where $N_B(t)$ and $N_F(t)$ are the numbers of positrons counted in the backward and forward detectors, respectively, and α is an instrumental calibration constant determined in the normal state in a small (2 mT) transverse magnetic field. All the μSR data were analyzed using the WiMDA data analysis program [29]. The TF- μSR data were collected at different temperatures between 0.4 and 5 K in a transverse-field of 40 mT ($> H_{C1}(0)$, which is $\approx 1.4(1)$ mT). The ZF data were collected between 1.3 and 6.2 K, and active compensation coils were used to reduce any stray magnetic field at the sample position to below $\sim 0.1 \mu\text{T}$.

B. Computational methods

Calculations were performed using density functional theory (DFT) as implemented in the Vienna *ab initio* simulation package (VASP) [30–32]. Spin-polarized and spin-orbit coupling calculations were performed with the projector-augmented wave (PAW) method using a plane-wave basis set of 500 eV [33,34] using the Perdew-Burke-Ernzerhof (PBE) functional [35]. The following electrons were treated explicitly: $3p^6 4s^2 3d^3$ (Sc), $3d^8 4s^1$ (Co), and $3s^2 3p^2$ (Si). Electronic relaxations were carried out until the self-consistent calculation loops reached an energy convergence of less than 10^{-5} eV and structural relaxations were performed until forces on all atoms were below 0.01 eV/Å. A k -point mesh of $8 \times 8 \times 24$ was used to sample the Brillouin zone (BZ).

III. RESULTS AND DISCUSSION

A. Physical characterization

The temperature dependence of the resistivity $\rho(T)$ of $\text{Sc}_5\text{Co}_4\text{Si}_{10}$ in zero applied field and in different applied fields is shown in Fig. 1(c). There is a sharp superconducting transition at $T_C = 3.5(1)$ K. The high temperature resistivity data exhibits metallic behavior. The estimated residual resistivity ratio $\rho(220\text{K})/\rho(4\text{K}) = 2.04$; this value is close to that seen in the isostructural superconductor $\text{Lu}_5\text{Ir}_4\text{Si}_{10}$ [36]. The temperature dependence of the magnetic susceptibility $\chi(T)$ of $\text{Sc}_5\text{Co}_4\text{Si}_{10}$ in an applied magnetic field of 1 mT is shown in Fig. 1(b). $\chi(T)$ reveals a clear signature of superconductivity below the superconducting transition temperature $T_C = 3.5(1)$ K as well, with a superconducting volume close to 90% at 2.0 K, thus confirming the bulk nature of the superconductivity.

To determine the lower critical field H_{C1} , field-dependent magnetization $M(H)$ curves for $\text{Sc}_5\text{Co}_4\text{Si}_{10}$ were collected at various temperatures up to T_C using a ZFC protocol. For each temperature, $H_{C1}(T)$ was determined as the field where $M(H)$ first deviates from linearity. H_{C1} as a function of the reduced temperature T/T_C is shown in Fig. 1(d). The temperature variation of H_{C1} is reasonably well described by the Ginzburg-Landau expression $H_{C1}(T) = H_{C1}(0)(1 - t^2)$, where $t = T/T_C$, yielding $\mu_0 H_{C1}(0) = 1.4(1)$ mT.

The upper critical field H_{C2} for $\text{Sc}_5\text{Co}_4\text{Si}_{10}$ was estimated using the resistivity data collected at different temperatures and applied magnetic fields. The temperature of the midpoint of the resistivity transition is taken as the transition temperature $T_C(H)$ in the field H . Figure 1(d) shows $H_{C2}(T)$, which follows a nearly linear behavior in the temperature range close to T_C that can be fitted with the phenomenological Ginzburg-Landau expression $H_{C2}(T) = H_{C2}(0) \frac{1-t^2}{1+t^2}$. The fit gives $\mu_0 H_{C2} = 1.33(2)$ T, well below the Pauli paramagnetic limit $1.84T_C[\text{K}] = 6.44$ T [37].

Heat capacity C_P as a function of temperature for $0.45 \leq T \leq 5$ K is shown in Fig. 2(a) in different applied magnetic fields. The inset in Fig. 2(a) shows the temperature variation of the heat capacity in zero applied magnetic field. A clear signature of the superconducting transition is observed below 3.5 K in $C_P(T)$. Above T_C , in the normal state, $C_P(T)$ was found to be independent of the external magnetic field

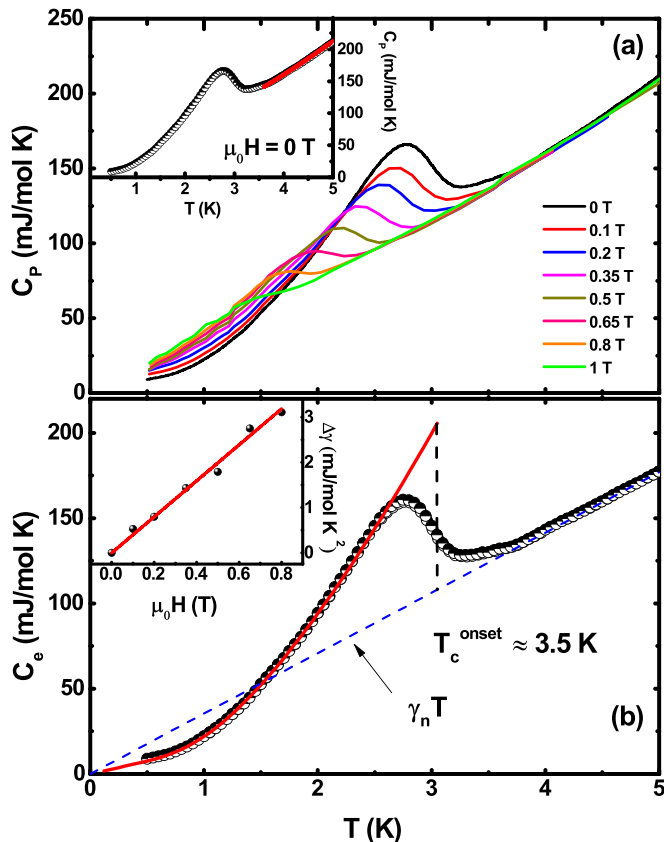


FIG. 2. (a) Temperature dependence of heat capacity $C_p(T)$ for $0.4 \leq T \leq 5$ K measured in different applied magnetic fields. The inset shows the fit of C_p in the normal state. (b) Electronic contribution to the zero-field heat capacity, C_e , as a function of temperature. The solid line indicates a fit to C_e with the isotropic Bardeen-Cooper-Schrieffer expression and a contribution from the nonsuperconducting fraction of the sample ($\gamma_{ns}T$). The inset shows the field dependence of $\Delta\gamma$. The linear trend follows the behavior expected for conventional BCS-type superconductors. The blue dashed line represents the extrapolation of the normal state electronic heat capacity $\gamma_n T$.

and can be described using $C_p(T) = \gamma T + \beta T^3$, where γ is the electronic Sommerfeld coefficient and βT^3 is the lattice (phonon) contribution to the specific heat, yielding a Sommerfeld coefficient, γ in the normal state, $\gamma_n = 35.6(5)$ mJ mol⁻¹K⁻² and $\beta = 0.276(1)$ mJ mol⁻¹K⁻⁴. Using the Debye model, the Debye temperature is given by $\Theta_D = (\frac{12\pi^4}{5\beta} nR)^{1/3}$, where $R = 8.314$ J mol⁻¹K⁻¹ is the gas constant and $n = 19$ is the number of atoms per formula unit in Sc₅Co₄Si₁₀. Using this relationship, Θ_D is estimated to be 511(3) K. Figure 2(b) shows the temperature dependence of the electronic specific heat, $C_e(T)$, obtained by subtracting the phonon contribution from $C_p(T)$. $C_e(T)$ can be used to investigate the superconducting gap symmetry. Using the maximum entropy construction shown in Fig. 2(b), the heat capacity jump at T_c is $\Delta C_e = 96$ mJ/mol K², which yields $\Delta C_e/\gamma_n T_c \approx 0.90$, which is smaller than the 1.43 expected for weak-coupling BCS superconductors [38]. We analyzed the superconducting state electronic heat capacity within the framework of BCS

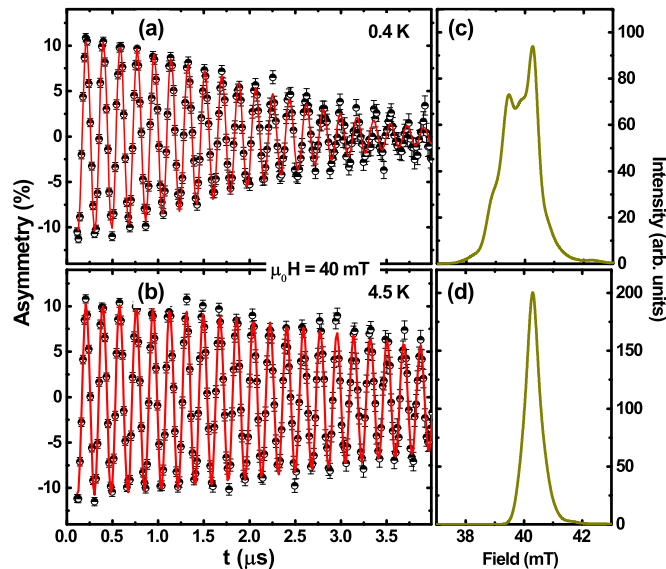


FIG. 3. Time evolution of TF- μ SR asymmetry spectra for Sc₅Co₄Si₁₀ recorded at (a) 0.4 K (below T_c) and (b) 4.5 K (above T_c). The solid red lines represent fits to the data using Eq. (1). (c) and (d) display the probability of internal field distributions obtained using the maximum entropy method, below and above T_c , respectively.

model [38]. The solid red curve in Fig. 2(b) corresponds to the fit according to $C_e = C_{BCS} + \gamma_{ns}T$, where C_{BCS} represents the theoretical heat capacity for a weakly-coupled, fully gapped, isotropic s -wave BCS superconductor, using a Sommerfeld coefficient, γ_s , of 21 mJ/mol K² and $\gamma_{ns}T$ (with $\gamma_{ns} = 14$ mJ/mol K²) is a contribution due to a nonsuperconducting fraction of the sample. The nonsuperconducting contribution might have its origin in defects in materials as well as due to the presence of small inhomogeneous/impurity phase(s).

The inset of Fig. 2(b) presents the magnetic field dependence of the Sommerfeld coefficient $\Delta\gamma = \gamma(H) - \gamma(0)$ from values of γ obtained by extrapolating $C_e(T)$ to $T \sim 0$ K. Interestingly, the linear trend follows the behavior expected for a conventional BCS-type superconductor.

B. Superconducting gap structure

To investigate the superconducting gap structure in Sc₅Co₄Si₁₀, we performed TF- μ SR measurements. Figures 3(a) and 3(b) display the TF- μ SR asymmetry spectra recorded at temperatures below and above T_c , respectively, with an applied magnetic field of 40 mT, well above $H_{C1}(0)$. The corresponding field distributions determined using the maximum entropy method are shown in Figs. 3(c) and 3(d). The presence of a flux-line lattice in the superconducting state results in an inhomogeneous field distribution within the sample, which in turn induces a faster decay in the asymmetry spectra below T_c . The time evolution of the TF- μ SR data at all temperatures above and below T_c is best described by a sinusoidal oscillatory function damped with a Gaussian relaxation arising from muons implanted in the sample and an oscillatory background term from muons in the silver sample holder that do not depolarize

[39–42]:

$$G_{\text{TF}}(t) = A_1 \cos(\omega_1 t + \varphi) \exp\left(-\frac{\sigma_{\text{TF}}^2 t^2}{2}\right) + A_2 \cos(\omega_2 t + \varphi). \quad (1)$$

Here, A_1 is the initial asymmetry of muons in the sample, and A_2 is the asymmetry of the background. ω_1 and ω_2 are the muon precession frequencies within the sample, and the sample holder, respectively, and φ is an initial phase offset. Finally, σ_{TF} is the total muon-spin relaxation rate and consists of two contributions. One is due to the inhomogeneous field variation across the superconducting vortex lattice, σ_{sc} . The other is a regular state contribution, σ_{n} which is taken to be temperature-independent over the entire temperature range studied and was obtained from spectra measured above T_C . Fitting reveals A_1 is 0.910(1) and A_2 is 0.090(1) of the total initial asymmetry, while $\sigma_{\text{n}} = 0.293 \mu\text{s}^{-1}$. Using $\sigma_{\text{TF}}^2 = (\sigma_{\text{sc}}^2 + \sigma_{\text{n}}^2)$ we obtain the superconducting contribution σ_{sc} .

The temperature variation of the penetration depth/superfluid density was modeled using [43–45]

$$\frac{\sigma_{\text{sc}}(T)}{\sigma_{\text{sc}}(0)} = \frac{\lambda^{-2}(T, \Delta_{0,i})}{\lambda^{-2}(0, \Delta_{0,i})},$$

$$= 1 + \frac{1}{\pi} \int_0^{2\pi} \int_{\Delta(T)}^{\infty} \left(\frac{\delta f}{\delta E}\right) \frac{E dE d\phi}{\sqrt{E^2 - \Delta^2(T, \phi)}}, \quad (2)$$

where $f = [1 + \exp(E/k_B T)]^{-1}$ is the Fermi function and $\Delta_i(T, 0) = \Delta_{0,i} \delta(T/T_C) g(\phi)$ is the value of the superconducting gap at 0 K. The temperature dependence of the superconducting gap is approximated by the relation $\delta(T/T_C) = \tanh[1.82[1.018(T_C/T - 1)]^{0.51}]$, where $g(\phi)$ is the angular dependence of the superconducting gap function. $g(\phi)$ is replaced by 1 for an s -wave gap or $|\cos(2\phi)|$ for a d -wave gap with line nodes [46,47]. We find that the data are best modeled [see Fig. 4(a)] using a single isotropic s -wave gap of 0.43(1) meV, which yields a gap to T_C ratio $2\Delta/k_B T_C = 2.84(2)$, indicating a weak-coupling regime. This value of $2\Delta/k_B T_C$ is significantly smaller than the BCS expected value of 3.53 in weak-coupling limit. Usually, a lower value of $2\Delta/k_B T_C$ is caused by the presence of an anisotropic superconducting gap structure in momentum space or due to the presence of a nonsuperconducting fraction in the sample. As our μSR data reveal an isotropic s -wave superconducting gap structure, we attribute this reduction in value of $2\Delta/k_B T_C$ to the presence of a small nonsuperconducting fraction in the sample. This is further supported by the fact that the superconducting state electronic heat capacity could be described very well by fully gapped ($2\Delta/k_B T_C = 3.53$) isotropic s -wave BCS superconductivity by adding a contribution from the non-superconducting fraction as discussed above [see Fig. 2(b)]. The muon-spin depolarization rate associated with the superconducting state, σ_{sc} , is related with the penetration depth via $\sigma_{\text{sc}}(T) = 0.06091 \frac{\gamma_{\mu} \Phi_0}{\lambda_L^2(T)}$ [48], where $\Phi_0 = 2.609 \times 10^{-15} \text{ Wb}$ is the magnetic flux quantum and $\gamma_{\mu} = 2\pi \times 135.5 \text{ MHz/T}$ is the muon gyromagnetic ratio. This gives $\lambda_L(0) = 259(4) \text{ nm}$ from the s -wave model fit. The London model provides a direct relation between $\lambda_L(T)$ and $(m^*/n_s)(\lambda_L^2 = m^* c^2 / 4\pi n_s e^2)$ where $m^* = (1 + \lambda_{\text{e-ph}}) m_e$ is the effective mass in units of the

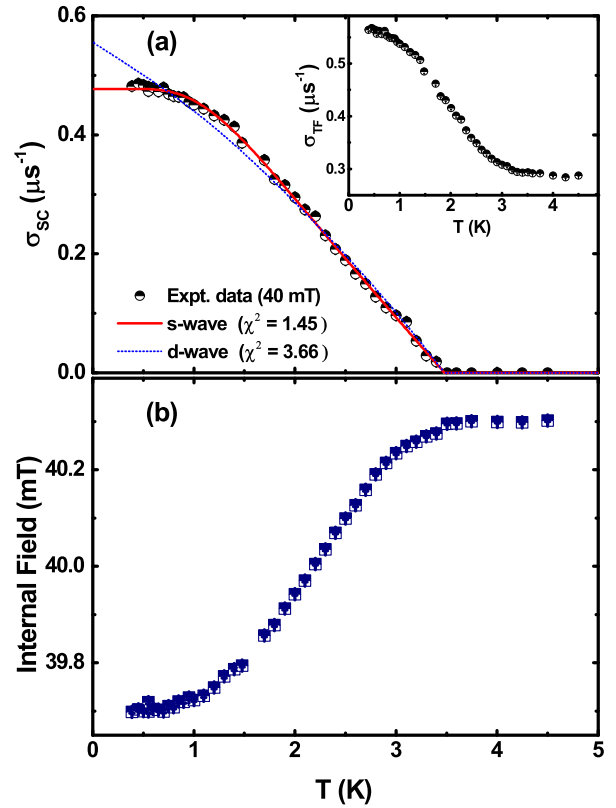


FIG. 4. (a) Temperature dependence of the superconducting depolarization rate $\sigma_{\text{sc}}(T)$ in the presence of an applied magnetic field of 40 mT. The solid red and dotted blue lines were determined using Eq. (2) considering both s -wave and d -wave symmetries, respectively. The inset shows the total muon-spin depolarization rate σ_{TF} as a function of temperature. (b) Temperature dependence of the internal field.

bare electron mass m_e , and n_s is the carrier density. $\lambda_{\text{e-ph}}$ is calculated from Θ_D and T_C using McMillan equation

$$\lambda_{\text{e-ph}} = \frac{1.04 + \mu^* \ln(\Theta_D/1.45T_C)}{(1 - 0.62\mu^*) \ln(\Theta_D/1.45T_C) - 1.04}.$$

The superconducting carrier density is then estimated to be $n_s = 2.7(3) \times 10^{26} \text{ carriers m}^{-3}$ and the effective-mass enhancement $m^* = 1.51(2)m_e$. Details of similar calculations can be found in Refs. [49–52]. In Fig. 4(b), we have plotted the internal magnetic field as a function of temperature. As the sample goes through the superconducting state ($T < T_C$), the internal magnetic field distribution in the mixed state is less than the applied fields, which clearly demonstrates the Meissner field expulsion in the superconducting state.

C. Time-reversal symmetry breaking

Figure 5(a) shows the time evolution of the zero-field muon-spin relaxation asymmetry in $\text{Sc}_5\text{Co}_4\text{Si}_{10}$ at temperatures above (6.2 K) and below (1.3 K) T_C . Below T_C , the muon-spin relaxation becomes faster. It should be noted that there is no signature of muon-spin precession, i.e., oscillations in $A(t)$, that would follow any internal magnetic field produced by an ordering of the electronic moments.

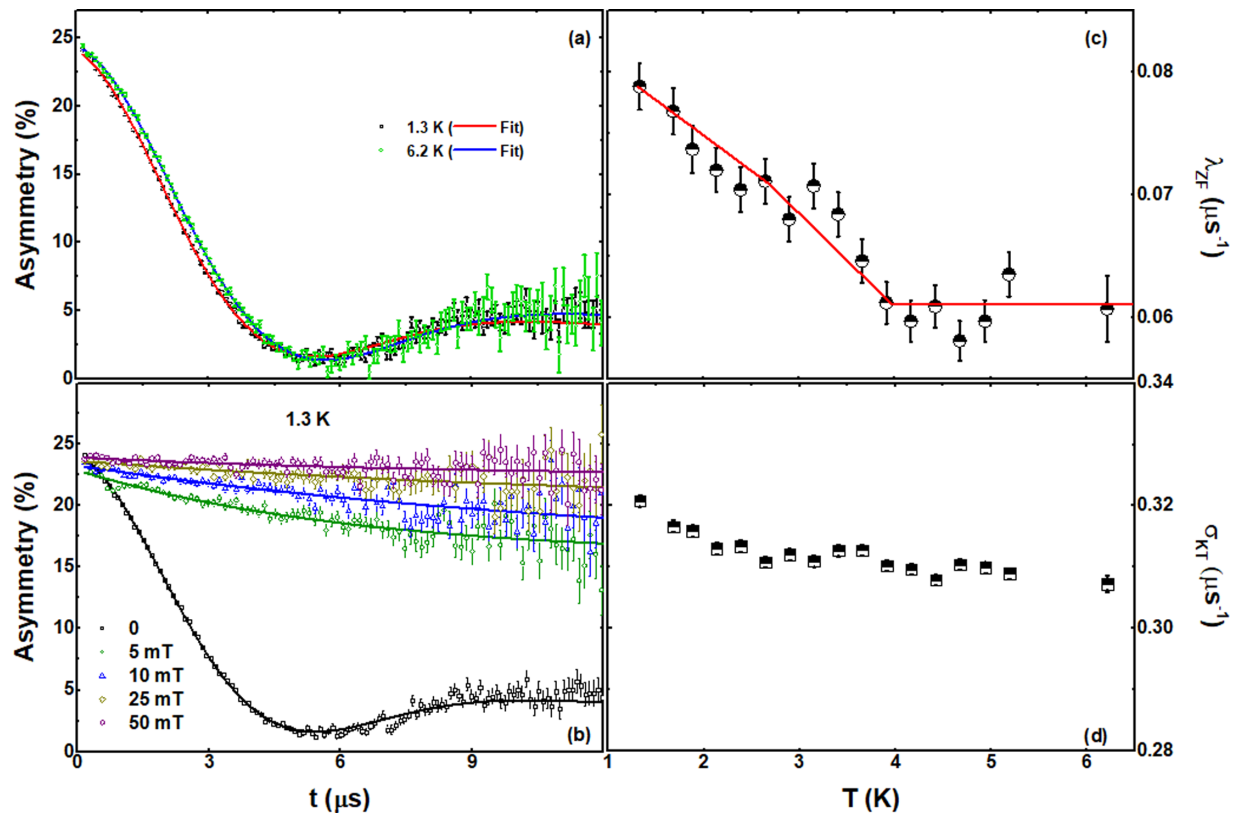


FIG. 5. (a) Time evolution of ZF- μ SR asymmetry spectra at 1.3 K (black squares) and 6.2 K (green circles). The red and blue lines are the least squares that fit the data using Eq. (3). (b) Time dependence of LF- μ SR asymmetry spectra in different applied fields. The solid lines are the least squares that fit the data using Eq. (3). The fit to the $H = 0$ data is the same as that shown in Fig. 5(a). The fits to the other spectra are made with $G_{KT}(t) = 1$ in Eq. (3). (c) Temperature dependence of the ZF relaxation rate, λ_{ZF} . The solid red line is a guide to the eye. (d) Temperature dependence of σ_{KT} , which is almost constant over the temperature range analyzed.

The ZF- μ SR spectra can be well described by a damped Gaussian Kubo-Toyabe (KT) function

$$G_{ZF}(t) = A_3 G_{KT}(t) e^{-\lambda_{ZF} t} + A_{bg}, \quad (3)$$

where

$$G_{KT}(t) = \left[\frac{1}{3} + \frac{2}{3} (1 - \sigma_{KT}^2 t^2) \exp\left(-\frac{\sigma_{KT}^2 t^2}{2}\right) \right]. \quad (4)$$

A_3 , A_{bg} , λ_{ZF} , and σ_{KT} are the initial asymmetry from muons implanted in the sample, the asymmetry arising from muons landing in the silver sample holder, the electronic relaxation rate originating from any electronic moment present in the sample, and the Kubo-Toyabe depolarization rate, respectively. A_{bg} is found to be temperature independent. The contribution to σ_{KT} comes from ^{45}Sc with nuclear spin $I = 7/2$ (natural abundance 100%) and ^{59}Co , $I = 7/2$ (100%). ^{28}Si does not have a nuclear spin, $I = 0$, and hence it does not contribute to σ_{KT} . A similar value of σ_{KT} is also obtained for $\text{Sc}_5\text{Rh}_6\text{Sn}_{18}$ [53].

Figure 5(c) shows that the temperature dependence of the electronic relaxation rate, $\lambda_{ZF}(T)$, is constant within error above T_C , and then increases below T_C down to the lowest temperature measured. Over the temperature range studied, the Kubo-Toyabe relaxation rate $\sigma_{KT}(T)$ remains almost constant, as shown in Fig. 5(d) while λ_{ZF} increases below T_C , most probably due to a Lorentzian contribution to the distribution of static fields. As discussed later, a weak longitudinal field

is sufficient to decouple the relaxation [Fig. 5(b)], suggesting that the increase in λ_{ZF} is due to static rather than dynamic fields.

The increase in $\lambda_{ZF}(T)$ below T_C indicates the appearance of a finite, spontaneous internal magnetic field with a Lorentzian distribution correlated with the superconductivity. The increase in $\Delta\lambda_{ZF}$ below T_C is $0.017 \mu\text{s}^{-1}$, which corresponds to a characteristic field strength $\Delta\lambda_{ZF}/\gamma_\mu = 0.020 \text{ mT}$, where $\gamma_\mu = 2\pi \times 135.5 \text{ MHz/T}$ is the muon gyromagnetic ratio. Assuming the relaxation is due to the static field, we can then use the increase in the exponential relaxation rate, to determine the field strength. Similar estimates have been made elsewhere, for example, for Sr_2RuO_4 the estimated characteristic field strength is 0.05 mT [54]; similar calculations have also been performed for UPt_3 [55]. This observation provides strong evidence that time-reversal symmetry is broken in the superconducting state of $\text{Sc}_5\text{Co}_4\text{Si}_{10}$. Similar small changes in $\lambda_{ZF}(T)$ have provided evidence of TRS breaking in superconducting LaNiC_2 [56], $A_5\text{Rh}_6\text{Sn}_{18}$ [$A = \text{Y}, \text{R}, \text{or Sc}$] [53,57,58], SrPtAs [59], the binary lanthanides $\text{La}_7(\text{Ir}, \text{Rh}, \text{Pd})_3$ [60–62], the recently discovered Zr_3Ir [63,64], and, but more controversially, in the layered perovskite Sr_2RuO_4 [54,65–68]. Theoretical analysis has argued that the TRS broken state occurs below T_C within the BCS formalism in multiband superconductors [69]. On the other hand, TRS breaking has also been proposed theoretically for fully gapped BCS

superconductors based on the loop supercurrent state, as suggested for multiorbital systems with complex crystal structures [70,71].

A longitudinal magnetic field of 25 mT [Fig. 5(b)] removes any relaxation due to the spontaneous fields and is sufficient to fully decouple the muons from this relaxation channel. This indicates that the associated magnetic fields are static or quasistatic on the time scale of the muon precession. These observations further support the broken TRS in the superconducting ground state of $\text{Sc}_5\text{Co}_4\text{Si}_{10}$.

D. Theoretical calculations

To bridge the gap between our experimental results suggesting a nodeless, s -wave gap structure with broken time-reversal symmetry and a superconducting order parameter coherently underlying such phenomenology, we have used the group theoretical formulation of the Ginzburg-Landau theory alongside first-principles electronic-structure calculations and isotropic single-particle Bogoliubov–de Gennes model to constrain the possible symmetries allowed for the $\text{Sc}_5\text{Co}_4\text{Si}_{10}$ superconducting order parameter, as explained below.

Considering a continuous gauge-symmetry breaking phase transition, it is possible to fully determine the simplest allowed symmetries of the superconducting momentum-dependent pairing potential $\hat{\Delta}(\mathbf{k})$ close to the critical temperature by the \mathcal{D} -dimensional irreducible representations (IRs) of the crystalline space group [71]. For the specific case of the tetragonal space group $P4/mbm$ with point group symmetry D_{4h} , there are 8 one-dimensional IRs and 2 two-dimensional IRs available. Based on this, we examined all the possible singlet and triplet order parameters which might occur in $\text{Sc}_5\text{Co}_4\text{Si}_{10}$ assuming a non-negligible spin-orbit coupling. Below, we assume a TRS breaking phase, as suggested by muon-spin spectroscopy measurements.

In the case of singlet states there are five representations of $SO(3) \times D_{4h}$, namely ${}^1A_{1g}$, ${}^1A_{2g}$, ${}^1B_{1g}$, ${}^1B_{2g}$, and 1E_g , four of which are one-dimensional with a single complex component, and just one, 1E_g , is two-dimensional with two complex components and three types of solution [47]. However, it turns out that TRS breaking superconducting ground states require that two or more components of their pairing potential acquire different complex phases with $\mathcal{D} > 1$. These conditions stem from the fact that TRS breaking states under the TRS operation should give rise to a new state with a symmetrically non-related order parameter [71]. As such, among the seven possible singlet states, just ${}^1E_g(c)$ satisfies the conditions above. In this case, by minimizing the Ginzburg-Landau free energy up to quartic terms, the broken time-reversal singlet has a $(1, i)$ -type ground state with the simplest gap function compatible with its $SO(3) \times D_4(E) \times i$ residual symmetry group being [47]

$$\hat{\Delta}(\mathbf{k}) = i[X(\mathbf{k}) + iY(\mathbf{k})]Z(\mathbf{k})\hat{\sigma}_y, \quad (5)$$

where $X(\mathbf{k})$, $Y(\mathbf{k})$, and $Z(\mathbf{k})$ are the basis functions which transform as k_x , k_y , and k_z , respectively, under point group operations, and $\hat{\sigma}_y$ is the second Pauli matrix. The gap function of the quasiparticle spectrum is then obtained by diagonalising

the Bogoliubov–de Gennes Hamiltonian [58]

$$\mathcal{H}_{BdG} = \begin{pmatrix} \hat{h}(\mathbf{k}) & \hat{\Delta}(\mathbf{k}) \\ \hat{\Delta}^\dagger(\mathbf{k}) & -\hat{h}^T(-\mathbf{k}) \end{pmatrix}, \quad (6)$$

where $\hat{h}(\mathbf{k})$ is the single-particle Hamiltonian. Thus, for the sake of simplicity, considering the isotropic single-electron dispersion relation, it follows [58] that

$$\Delta(\mathbf{k}) \propto |k_z| \sqrt{k_x^2 + k_y^2} \quad (7)$$

for the singlet state, yielding a gap structure with line nodes at $k_z = 0$ and two-point nodes at the north ($\theta = 0$) and south ($\theta = \pi$) poles of the Fermi surface.

In the case of triplet states, there are also five different IRs of the corresponding double group: the four one-dimensional triplets A_{1u} , A_{2u} , B_{1u} , B_{2u} , each with a single complex order parameter, and a two-dimensional representation E_u , with a complex two-component order parameter and three types of solution [47]. Using the same argument as above, just the $E_u(c)$ representation with a ground state $(1, i)$ and a $D_4(E) \times i(E)$ residual symmetry group breaks TRS, in which the simplest gap function assumes the general form [47]

$$\hat{\Delta}(\mathbf{k}) = i[(AZ(\mathbf{k}), iAZ(\mathbf{k}), BX(\mathbf{k}) + iBY(\mathbf{k})) \cdot \hat{\sigma}]\hat{\sigma}_y, \quad (8)$$

where the undetermined coefficients A and B depend on the Fermi surface topography and electronic correlations.

Following the same steps as above, the simplest gap function of the isotropic single-particle Bogoliubov–de Gennes quasiparticle spectrum for the nonunitary triplet pairing state is given by [58]

$$\Delta(\mathbf{k}) \propto \left| A|k_z| - \sqrt{A^2k_z^2 + B^2(k_x^2 + k_y^2)} \right|, \quad (9)$$

resulting in gap structures with two point nodes at both the north and south Fermi surface poles.

In both cases, if the Fermi surface is absent in the regions where the superfluid density is dominated by the low-energy nodal excitations, the superconducting gap would remain fully open over the entire Fermi surface, resembling a nodeless s -wave gap structure. This argument is widely used elsewhere [57,58,64,72] to overcome the apparent incompatibility of TRS breaking in conventional systems. However, even in those cases, we believe that this scenario is quite unlikely since the topography of the Fermi surface in real materials is generally very complex and unlikely to meet such conditions.

For instance, 12 distinct low-energy bands cross the $\text{Sc}_5\text{Co}_4\text{Si}_{10}$ Fermi level, resulting in highly complex topography with a three-dimensional character (see Fig. 6). Despite the small influence of SOC on the low-energy states, several degenerate points are gapped when including the relativistic effects explicitly. The two ball-shaped Γ -centered pockets have their topography heavily modified by spin-orbit interactions, giving rise to a single lobulated molten spheroid. However, the Dirac-type degeneracies at high-symmetry points are protected against SOC by the double point-group symmetries [73–76]. There are two closed pockets crossing the geometrical poles and several closed electron and hole pockets at the equator along the k_z direction, as shown in Fig. 6. Therefore, if any exist, the detection of point nodes

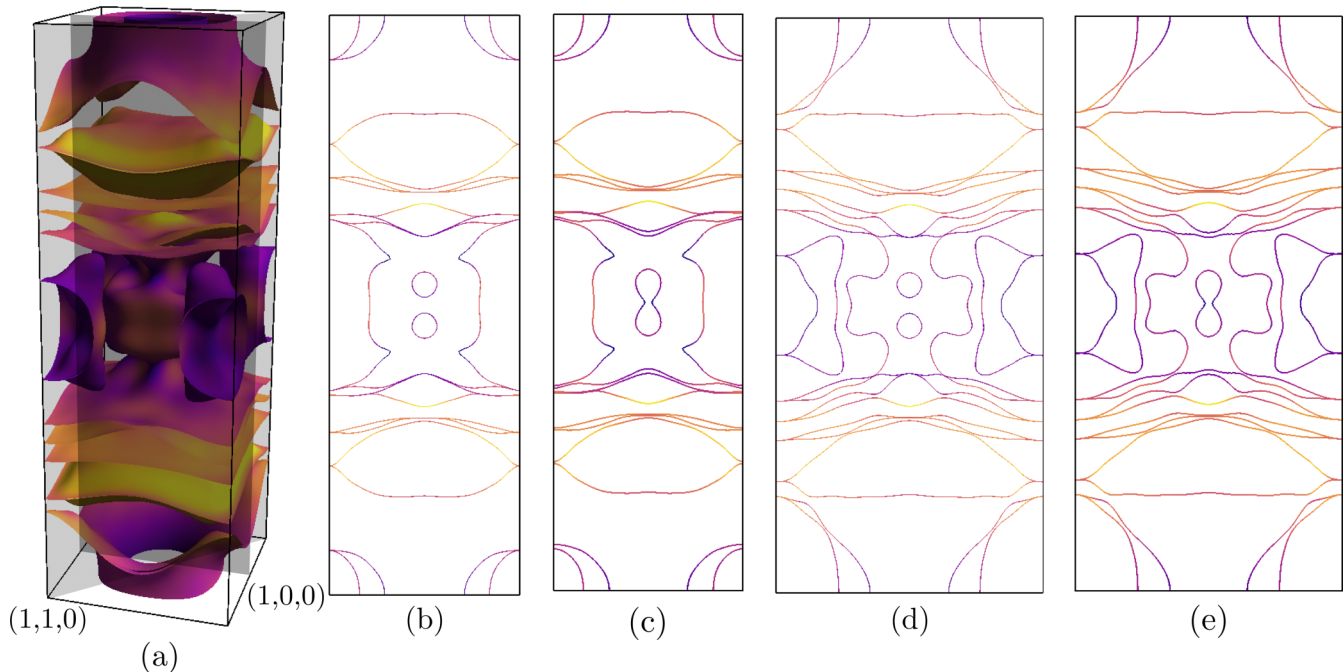


FIG. 6. Spin-polarized Fermi surface (FS) projected onto the effective quasiparticle velocity of $\text{Sc}_5\text{Co}_4\text{Si}_{10}$. (a) FS representation at the first Brillouin zone. (b)–(e) Fermi surface sections in the $(1,0,0)$ plane, (b) without and (c) with SOC effects, and in the $(1,1,0)$ plane, (d) without and (e) with SOC effects.

would be favored since low-energy states are present in those regions where they are symmetrically allowed.

Recently, Huddart *et al.* [77] conducted a systematic investigation of muon-stopping sites in TRS breaking superconductors. They demonstrated that muons lead to self-limited and small high-energy localized perturbations in the electronic structure. Therefore, the observation of time-reversal symmetry breaking superconducting states is unlikely to originate from muon-induced perturbations, including in the present case.

The conventional electron-phonon mechanism, however, is believed to be enough to give rise to exotic low-symmetry order parameters in particular conditions [78]. Since the interband and intraband electron scattering channel are determined by symmetry, it is argued that there is no special need for the resulting superconducting order parameter to preserve the $\mathcal{G} \otimes \mathcal{T}$ symmetry, where \mathcal{G} is the crystal point group and \mathcal{T} is the time-reversal operation. This effect can appear due to the competition between phonon and Coulomb interactions of highly symmetric systems containing multiple electron and hole pockets centered at high-symmetry points [78]. Several exotic superconducting compounds have been analyzed recently within this theoretical picture [79–84]. In those cases, multidimensional gaps of equal magnitude (that is, hard to differentiate) on each of the Fermi surface sheets are expected within the quasiparticle spectrum. Our calculations show that the Fermi surface topography of $\text{Sc}_5\text{Co}_4\text{Si}_{10}$ may allow, therefore, a fully gapped superconducting state with TRS breaking due to conventional mechanisms.

In some particular cases, an unconventional singlet-triplet pairing can look like a nodeless s -wave pairing if the magnitude of the two superconducting gaps is very similar [62]. Therefore, additional hypotheses, including the loop super-

current state [70], cannot be ruled out entirely in the present case. We hope that the work presented here will motivate further theoretical and experimental studies addressing the essential and still open questions on the nature of the pairing mechanisms in superconductors that exhibit TRS breaking in what appear to be fully gapped systems.

IV. SUMMARY

In summary, we have performed a systematic study of the superconducting properties of $\text{Sc}_5\text{Co}_4\text{Si}_{10}$ using low-temperature resistivity, magnetization, heat capacity, and muon-spin rotation and relaxation measurements. Our measurements show that $\text{Sc}_5\text{Co}_4\text{Si}_{10}$ is a type-II superconductor with $T_C = 3.5(1)$ K, $\mu_0 H_{C1} = 1.4(1)$ mT, and $\mu_0 H_{C2} = 1.33(2)$ T. The temperature dependence of the superfluid density obtained from transverse-field μSR measurements is best modeled assuming an isotropic, single s -wave gap structure with $2\Delta/k_B T_C = 2.84(2)$. These findings are supported by the heat capacity measurements. In addition, the appearance of spontaneous magnetic fields in the ZF- μSR spectra provides strong evidence for TRS breaking, suggesting $\text{Sc}_5\text{Co}_4\text{Si}_{10}$ may exhibit unconventional pairing, despite the observed full-gapped state. Our theoretical assessment of the symmetry allowed pairing states and the particular features of the $\text{Sc}_5\text{Co}_4\text{Si}_{10}$ Fermi surface demonstrate that nonunitary or mixed singlet-triplet order parameters are unlikely, due to the presence of low-energy states in regions where gapless, nodal excitations would be expected. This analysis suggests that conventional mechanisms may be responsible for TRS breaking in $\text{Sc}_5\text{Co}_4\text{Si}_{10}$. Our work paves the way for further studies on this large class of superconductors. Furthermore, it highlights the importance

of $\text{Sc}_5\text{Co}_4\text{Si}_{10}$ in building a complete understanding of why some materials with solid evidence for TRS breaking simultaneously exhibit behavior expected from more conventional superconductors.

ACKNOWLEDGMENTS

A.B. would like to thank the Science & Engineering Research Board for a CRG Research Grant (CRG/2020/000698). D.T.A. is grateful to the EPSRC UK for funding (Grant Ref. EP/W00562X/1), the JSPS for support via an invitation fellowship, and the Royal Society of London for International Exchange funding between UK-Japan and support via a Newton Advanced Fellowship between UK and China. K.P. would like to acknowledge the

DST India for support via an Inspire Fellowship (IF170620). This study was financed in part by the Coordenação de Aperfeiçoamento de Pessoal de Nível Superior, Brasil (CAPES), Finance Code 001. We gratefully acknowledge funding from the São Paulo Research Foundation (FAPESP) under Grants No. 2019/05005-7 and No. 2020/08258-0. The research was partially carried out using high-performance computing resources made available by the Superintendência de Tecnologia da Informação (STI), Universidade de São Paulo. The authors also acknowledge the National Laboratory for Scientific Computing (LNCC/MCTI, Brazil) for providing HPC resources of the SDumont supercomputer, which contributed to the research results reported within this paper. Finally, we would like to thank the ISIS Facility [85] for μSR beam time.

-
- [1] E. Parthé and B. Chabot, in *Handbook on the Physics and Chemistry of Rare Earths*, edited by K. A. Gschneidner, Jr. and L. Eyring (Elsevier Science, Amsterdam, 1984), Vol. 6, pp. 113–334
- [2] H. F. Braun, *J. Less Common Met.* **100**, 105 (1984).
- [3] H. F. Braun and C. U. Segre, *Solid State Commun.* **35**, 735 (1980).
- [4] H. F. Braun, *Phys. Lett. A* **75**, 386 (1980).
- [5] C. U. Segre and H. F. Braun, *Phys. Lett. A* **85**, 372 (1981).
- [6] Y. Nakajima, T. Nakagawa, T. Tamegai, and H. Harima, *Phys. Rev. Lett.* **100**, 157001 (2008).
- [7] R. T. Gordon, M. D. Vannette, C. Martin, Y. Nakajima, T. Tamegai, and R. Prozorov, *Phys. Rev. B* **78**, 024514 (2008).
- [8] P. K. Biswas, G. Balakrishnan, D. M. Paul, M. R. Lees, and A. D. Hillier, *Phys. Rev. B* **83**, 054517 (2011).
- [9] H. D. Yang, P. Klavins, and R. N. Shelton, *Phys. Rev. B* **43**, 7688 (1991).
- [10] K. Ghosh, S. Ramakrishnan, and G. Chandra, *Phys. Rev. B* **48**, 4152 (1993).
- [11] B. Becker, N. G. Patil, S. Ramakrishnan, A. A. Menovsky, G. J. Nieuwenhuys, J. A. Mydosh, M. Kohgi, and K. Iwasa, *Phys. Rev. B* **59**, 7266 (1999).
- [12] F. Galli, S. Ramakrishnan, T. Taniguchi, G. J. Nieuwenhuys, J. A. Mydosh, S. Geupel, J. Lüdecke, and S. van Smaalen, *Phys. Rev. Lett.* **85**, 158 (2000).
- [13] Y.-K. Kuo, F. H. Hsu, H. H. Li, H. L. Huang, C. W. Huang, C. S. Lue, and H. D. Yang, *Phys. Rev. B* **67**, 195101 (2003).
- [14] S. van Smaalen, M. Shaz, L. Palatinus, P. Daniels, F. Galli, G. J. Nieuwenhuys, and J. A. Mydosh, *Phys. Rev. B* **69**, 014103 (2004).
- [15] L. S. Hausermann-Berg and R. N. Shelton, *Phys. Rev. B* **35**, 6659 (1987).
- [16] B. T. Matthias and J. K. Hulm, *Phys. Rev.* **89**, 439 (1953).
- [17] B. K. Rai, I. W. H. Oswald, J. K. Wang, G. T. McCandless, J. Y. Chan, and E. Morosan, *Chem. Mater.* **27**, 2488 (2015).
- [18] K. Takada, H. Sakurai, E. Takayama-Muromachi, F. Izumi, R. A. Dilanian, and T. Sasaki, *Nature (London)* **422**, 53 (2003).
- [19] Z. He, R. Huang, K. Zhou, Y. Liu, S. Guo, Y. Song, Z. Guo, S. Hu, L. He, Q. Huang, L. Li, J. Zhang, S. Wang, J. Guo, X. Xing, and J. Chen, *Inorg. Chem.* **60**, 6157 (2021).
- [20] W. Scherer, C. Hauf, M. Presnitz, E.-W. Scheidt, G. Eickerling, V. Eyert, R.-D. Hoffmann, U. Rodewald, A. Hammerschmidt, C. Vogt, and R. Pöttgen, *Angew. Chem., Int. Ed.* **49**, 1578 (2010).
- [21] H. F. Braun, K. Yvon, and R. M. Braun, *Acta Crystallogr. B* **36**, 2397 (1980).
- [22] Ø. Fischer, *Appl. Phys.* **16**, 1 (1978).
- [23] J. M. Vandenberg and B. T. Matthias, *Science* **198**, 194 (1977).
- [24] Y. Nakajima, G. J. Li, and T. Tamegai, *J. Phys.: Conf. Ser.* **150**, 052180 (2009).
- [25] T. Koyama, H. Sugita, S. Wada, and K. Tsutsumi, *J. Phys. Soc. Jpn.* **68**, 2326 (1999).
- [26] C. S. Lue, R. F. Liu, Y. F. Fu, C. Cheng, and H. D. Yang, *Phys. Rev. B* **77**, 115130 (2008).
- [27] S. L. Lee, R. Cywinski, and S. H. Kilcoyne, in *Muon Science: Muons in Physics, Chemistry and Materials*, Proceedings of the Fifty First Scottish Universities Summer School in Physics, August 1998 (Taylor & Francis, New York, 1999).
- [28] D. T. Adroja, P. K. Biswas, A. Bhattacharyya, A. Hillier, and V. K. Anand, STFC ISIS Neutron and Muon Source (2018), doi: 10.5286/ISIS.E.92918257.
- [29] F. L. Pratt, *Phys. B: Condens. Matter* **289-290**, 710 (2000).
- [30] G. Kresse and J. Hafner, *Phys. Rev. B* **47**, 558 (1993).
- [31] G. Kresse and J. Furthmüller, *Phys. Rev. B* **54**, 11169 (1996).
- [32] G. Kresse and J. Furthmüller, *Comput. Mater. Sci.* **6**, 15 (1996).
- [33] P. E. Blöchl, *Phys. Rev. B* **50**, 17953 (1994).
- [34] G. Kresse and D. Joubert, *Phys. Rev. B* **59**, 1758 (1999).
- [35] J. P. Perdew, K. Burke, and M. Ernzerhof, *Phys. Rev. Lett.* **77**, 3865 (1996).
- [36] Y. Singh, R. Nirmala, S. Ramakrishnan, and S. K. Malik, *Phys. Rev. B* **72**, 045106 (2005).
- [37] N. R. Werthamer, E. Helfand, and P. C. Hohenberg, *Phys. Rev.* **147**, 295 (1966).
- [38] J. Bardeen, L. N. Cooper, and J. R. Schrieffer, *Phys. Rev.* **108**, 1175 (1955).
- [39] A. Bhattacharyya, D. T. Adroja, M. Smidman, and V. K. Anand, *Sci. China Phys. Mech. Astron.* **61**, 127402 (2018).
- [40] A. Bhattacharyya, D. T. Adroja, K. Panda, S. Saha, T. Das, A. J. S. Machado, O. V. Cigarroa, T. W. Grant, Z. Fisk, A. D. Hillier, and P. Manfrinetti, *Phys. Rev. Lett.* **122**, 147001 (2019).

- [41] D. T. Adroja, A. Bhattacharyya, Y. J. Sato, M. R. Lees, P. K. Biswas, K. Panda, V. K. Anand, G. B. G. Stenning, A. D. Hillier, and D. Aoki, *Phys. Rev. B* **103**, 104514 (2021).
- [42] A. Bhattacharyya, P. P. Ferreira, K. Panda, S. H. Masunaga, L. R. de Faria, L. E. Correa, F. B. Santos, D. T. Adroja, K. Yokoyama, T. T. Dorini, R. F. Jardim, L. T. F. Eleno, and A. J. S. Machado, *J. Phys.: Condens. Matter* **34**, 035602 (2022).
- [43] R. Prozorov and R. W. Giannetta, *Supercond. Sci. Technol.* **19**, R41 (2006).
- [44] D. T. Adroja, A. Bhattacharyya, M. Telling, Y. Feng, M. Smidman, B. Pan, J. Zhao, A. D. Hillier, F. L. Pratt, and A. M. Strydom, *Phys. Rev. B* **92**, 134505 (2015).
- [45] K. Panda, A. Bhattacharyya, D. T. Adroja, N. Kase, P. K. Biswas, S. Saha, T. Das, M. R. Lees, and A. D. Hillier, *Phys. Rev. B* **99**, 174513 (2019).
- [46] G. M. Pang, M. Smidman, W. B. Jiang, J. K. Bao, Z. F. Weng, Y. F. Wang, L. Jiao, J. L. Zhang, G. H. Cao, and H. Q. Yuan, *Phys. Rev. B* **91**, 220502(R) (2015).
- [47] J. F. Annett, *Adv. Phys.* **39**, 83 (1990).
- [48] E. H. Brandt, *Phys. Rev. B* **68**, 054506 (2003).
- [49] E. E. M. Chia, M. B. Salamon, H. Sugawara, and H. Sato, *Phys. Rev. B* **69**, 180509(R) (2004).
- [50] A. Amato, *Rev. Mod. Phys.* **69**, 1119 (1997).
- [51] W. L. McMillan, *Phys. Rev.* **167**, 331 (1968).
- [52] A. Bhattacharyya, K. Panda, D. T. Adroja, N. Kase, P. K. Biswas, S. Saha, T. Das, M. R. Lees, and A. D. Hillier, *J. Phys.: Condens. Matter* **32**, 085601 (2020).
- [53] A. Bhattacharyya, D. T. Adroja, N. Kase, A. D. Hillier, A. M. Strydom, and J. Akimitsu, *Phys. Rev. B* **98**, 024511 (2018).
- [54] G. M. Luke, Y. Fudamoto, K. M. Kojima, M. I. Larkin, J. Merrin, B. Nachumi, Y. J. Uemura, Y. Maeno, Z. Q. Mao, Y. Mori, H. Nakamura, and M. Sigrist, *Nature (London)* **394**, 558 (1998).
- [55] G. M. Luke, A. Keren, L. P. Le, W. D. Wu, Y. J. Uemura, D. A. Bonn, L. Taillefer, and J. D. Garrett, *Phys. Rev. Lett.* **71**, 1466 (1993).
- [56] A. D. Hillier, J. Quintanilla, and R. Cywinski, *Phys. Rev. Lett.* **102**, 117007 (2009).
- [57] A. Bhattacharyya, D. Adroja, N. Kase, A. Hillier, J. Akimitsu, and A. Strydom, *Sci. Rep.* **5**, 12926 (2015).
- [58] A. Bhattacharyya, D. T. Adroja, J. Quintanilla, A. D. Hillier, N. Kase, A. M. Strydom, and J. Akimitsu, *Phys. Rev. B* **91**, 060503(R) (2015).
- [59] P. K. Biswas, H. Luetkens, T. Neupert, T. Stürzer, C. Baines, G. Pascua, A. P. Schnyder, M. H. Fischer, J. Goryo, M. R. Lees, H. Maeter, F. Brückner, H.-H. Klauss, M. Nicklas, P. J. Baker, A. D. Hillier, M. Sigrist, A. Amato, and D. Johrendt, *Phys. Rev. B* **87**, 180503(R) (2013).
- [60] J. A. T. Barker, D. Singh, A. Thamizhavel, A. D. Hillier, M. R. Lees, G. Balakrishnan, D. M. Paul, and R. P. Singh, *Phys. Rev. Lett.* **115**, 267001 (2015).
- [61] D. Singh, M. S. Scheurer, A. D. Hillier, D. T. Adroja, and R. P. Singh, *Phys. Rev. B* **102**, 134511 (2020).
- [62] D. A. Mayoh, A. D. Hillier, G. Balakrishnan, and M. R. Lees, *Phys. Rev. B* **103**, 024507 (2021).
- [63] K. P. Sajilesh, D. Singh, P. K. Biswas, G. B. G. Stenning, A. D. Hillier, and R. P. Singh, *Phys. Rev. Materials* **3**, 104802 (2019).
- [64] T. Shang, S. K. Ghosh, J. Z. Zhao, L.-J. Chang, C. Baines, M. K. Lee, D. J. Gawryluk, M. Shi, M. Medarde, J. Quintanilla, and T. Shiroka, *Phys. Rev. B* **102**, 020503(R) (2020).
- [65] G. M. Luke, Y. Fudamoto, K. M. Kojima, M. I. Larkin, B. Nachumi, Y. J. Uemura, J. E. Sonier, Y. Maeno, Z. Q. Mao, Y. Mori, and D. F. Agterberg, *Phys. B: Condens. Matter* **289-290**, 373 (2000).
- [66] J. Xia, Y. Maeno, P. T. Beyersdorf, M. M. Fejer, and A. Kapitulnik, *Phys. Rev. Lett.* **97**, 167002 (2006).
- [67] S. Kashiwaya, K. Saitoh, H. Kashiwaya, M. Koyanagi, M. Sato, K. Yada, Y. Tanaka, and Y. Maeno, *Phys. Rev. B* **100**, 094530 (2019).
- [68] V. Grinenko, S. Ghosh, R. Sarkar, J.-C. Orain, A. Nikitin, M. Elender, D. Das, Z. Guguchia, F. Brückner, M. E. Barber, J. Park, N. Kikugawa, D. A. Sokolov, J. S. Bobowski, T. Miyoshi, Y. Maeno, A. P. Mackenzie, H. Luetkens, C. W. Hicks, and H.-H. Klauss, *Nat. Phys.* **17**, 748 (2021).
- [69] B. J. Wilson and M. P. Das, *J. Phys.: Condens. Matter* **25**, 425702 (2013).
- [70] S. K. Ghosh, J. F. Annett, and J. Quintanilla, *New J. Phys.* **23**, 083018 (2021).
- [71] S. K. Ghosh, M. Smidman, T. Shang, J. F. Annett, A. D. Hillier, J. Quintanilla, and H. Yuan, *J. Phys.: Condens. Matter* **33**, 033001 (2021).
- [72] A. P. Mackenzie and Y. Maeno, *Rev. Mod. Phys.* **75**, 657 (2003).
- [73] S. M. Young, S. Zaheer, J. C. Y. Teo, C. L. Kane, E. J. Mele, and A. M. Rappe, *Phys. Rev. Lett.* **108**, 140405 (2012).
- [74] B.-J. Yang and N. Nagaosa, *Nat. Commun.* **5**, 4898 (2014).
- [75] B.-J. Yang, T. Morimoto, and A. Furusaki, *Phys. Rev. B* **92**, 165120 (2015).
- [76] P. P. Ferreira, A. L. R. Manesco, T. T. Dorini, L. E. Correa, G. Weber, A. J. S. Machado, and L. T. F. Eleno, *Phys. Rev. B* **103**, 125134 (2021).
- [77] B. M. Huddart, I. J. Onuorah, M. M. Isah, P. Bonfa, S. J. Blundell, S. J. Clark, R. De Renzi, and T. Lancaster, *Phys. Rev. Lett.* **127**, 237002 (2021).
- [78] D. F. Agterberg, V. Barzykin, and L. P. Gor'kov, *Phys. Rev. B* **60**, 14868 (1999).
- [79] Z. Q. Mao, M. M. Rosario, K. D. Nelson, K. Wu, I. G. Deac, P. Schiffer, Y. Liu, T. He, K. A. Regan, and R. J. Cava, *Phys. Rev. B* **67**, 094502 (2003).
- [80] A. Kreisel, Y. Wang, T. A. Maier, P. J. Hirschfeld, and D. J. Scalapino, *Phys. Rev. B* **88**, 094522 (2013).
- [81] D. Singh, J. A. T. Barker, A. Thamizhavel, D. M. Paul, A. D. Hillier, and R. P. Singh, *Phys. Rev. B* **96**, 180501(R) (2017).
- [82] Q. Huang, T. Le, L. Che, L. Yin, J. Li, J. Yang, M. Fang, and X. Lu, *Mater. Res. Express* **6**, 016001 (2018).
- [83] D. Singh, K. P. Sajilesh, J. A. T. Barker, D. M. Paul, A. D. Hillier, and R. P. Singh, *Phys. Rev. B* **97**, 100505(R) (2018).
- [84] T. Shang, G. M. Pang, C. Baines, W. B. Jiang, W. Xie, A. Wang, M. Medarde, E. Pomjakushina, M. Shi, J. Mesot, H. Q. Yuan, and T. Shiroka, *Phys. Rev. B* **97**, 020502(R) (2018).
- [85] D. T. Adroja, P. K. Biswas, A. Bhattacharyya, A. Hillier, and V. K. Anand, STFC ISIS Neutron and Muon Source (2018), doi: 10.5286/ISIS.E.RB1810871.