



## Towards a better future for biodiversity and people: Modelling Nature Futures

HyeJin Kim<sup>a,b,c,\*</sup>, Garry D. Peterson<sup>d</sup>, William W.L. Cheung<sup>e</sup>, Simon Ferrier<sup>f</sup>, Rob Alkemade<sup>g,h</sup>, Almut Arneth<sup>i</sup>, Jan J. Kuiper<sup>d</sup>, Sana Okayasu<sup>g</sup>, Laura Pereira<sup>d,j,k</sup>, Lilibeth A. Acosta<sup>l</sup>, Rebecca Chaplin-Kramer<sup>m,n,o</sup>, Eefje den Belder<sup>g,p</sup>, Tyler D. Eddy<sup>q</sup>, Justin A. Johnson<sup>r</sup>, Sylvia Karlsson-Vinkhuyzen<sup>s</sup>, Marcel T.J. Kok<sup>g</sup>, Paul Leadley<sup>t</sup>, David Leclère<sup>u</sup>, Carolyn J. Lundquist<sup>v,w</sup>, Carlo Rondinini<sup>x,y</sup>, Robert J. Scholes<sup>j</sup>, Machteld A. Schoolenberg<sup>g</sup>, Yunne-Jai Shin<sup>z</sup>, Elke Stehfest<sup>g</sup>, Fabrice Stephenson<sup>aa</sup>, Piero Visconti<sup>u</sup>, Detlef van Vuuren<sup>g,k</sup>, Colette C.C. Wabnitz<sup>e,ab</sup>, Juan José Alava<sup>e</sup>, Ivon Cuadros-Casanova<sup>x</sup>, Kathryn K. Davies<sup>v,ac</sup>, Maria A. Gasalla<sup>ad</sup>, Ghassen Halouani<sup>ae</sup>, Mike Harfoot<sup>af</sup>, Shizuka Hashimoto<sup>ag</sup>, Thomas Hickler<sup>ah,ai</sup>, Tim Hirsch<sup>aj</sup>, Grigory Kolomytsev<sup>ak</sup>, Brian W. Miller<sup>al</sup>, Haruka Ohashi<sup>am</sup>, Maria Gabriela Palomo<sup>an</sup>, Alexander Popp<sup>ao</sup>, Roy Paco Remme<sup>m,ap</sup>, Osamu Saito<sup>aq</sup>, U. Rashid Sumalia<sup>e,ar</sup>, Simon Willcock<sup>as,at</sup>, Henrique M. Pereira<sup>a,b,au,\*</sup>

<sup>a</sup> German Centre for Integrative Biodiversity Research (iDiv) Halle-Jena-Leipzig, Leipzig, Germany

<sup>b</sup> Martin Luther University Halle-Wittenberg, Halle (Salle), Germany

<sup>c</sup> UK Centre for Ecology and Hydrology, Library Ave, Bailrigg, Lancaster LA1 4AP, United Kingdom

<sup>d</sup> Stockholm Resilience Centre, Stockholm University, Sweden

<sup>e</sup> Institute for the Oceans and Fisheries, University of British Columbia, Vancouver, Canada

<sup>f</sup> CSIRO Land and Water, Canberra, Australia

<sup>g</sup> PBL Netherlands Environmental Assessment Agency, The Hague, Netherlands

<sup>h</sup> Environmental Systems Analysis Group, Wageningen University, the Netherlands

<sup>i</sup> KIT, Atmospheric Environmental Research, Garmisch-Partenkirchen, Germany

<sup>j</sup> Global Change Institute, University of the Witwatersrand, South Africa

<sup>k</sup> Copernicus Institute of Sustainable Development, Utrecht University, the Netherlands

<sup>l</sup> Climate Action and Inclusive Development Department, Global Green Growth Institute, Seoul, South Korea

<sup>m</sup> Natural Capital Project, Stanford University, Stanford, CA, USA

<sup>n</sup> Institute on the Environment, University of Minnesota, St Paul, MN, USA

<sup>o</sup> Global Science, WWF, 131 Steuart St, San Francisco, CA, USA

<sup>p</sup> Agrosystems Research, Wageningen University, the Netherlands

<sup>q</sup> Centre for Fisheries Ecosystems Research, Fisheries & Marine Institute, Memorial University, St. John's, NL, Canada

<sup>r</sup> Department of Applied Economics, University of Minnesota, USA

<sup>s</sup> Public Administration and Policy Group, Wageningen University & Research, the Netherlands

<sup>t</sup> Ecologie, Systématique et Evolution, Université Paris-Saclay, CNRS, AgroParisTech, Orsay, France

<sup>u</sup> Biodiversity and Natural Resources (BNR) Program, International Institute for Applied Systems Analysis (IIASA), Laxenburg, Austria

<sup>v</sup> National Institute of Water and Atmospheric Research (NIWA), Hamilton, New Zealand

<sup>w</sup> School of Environment, University of Auckland, New Zealand

<sup>x</sup> Global Mammal Assessment Program, Department of Biology and Biotechnologies, Sapienza University of Rome, Italy

<sup>y</sup> Center for Global Wildlife Conservation, State University of New York College of Environmental Science and Forestry, USA

<sup>z</sup> Univ Montpellier, IRD, IFREMER, CNRS, MARBEC, Montpellier, France

<sup>aa</sup> School of Science, University of Waikato, New Zealand

<sup>ab</sup> Stanford Center for Ocean Solutions, Stanford University, Stanford, CA, USA

<sup>ac</sup> Tufts University, Medford, MA 02155, USA

<sup>ad</sup> University of Sao Paulo, Oceanographic Institute, Fisheries Ecosystems Laboratory (LabPesq), Brazil

<sup>ae</sup> IFREMER, Unité halieutique Manche Mer du Nord Ifremer, Boulogne-sur-mer, France

\* Corresponding authors at: UK Centre for Ecology and Hydrology, Library Ave, Bailrigg, Lancaster LA1 4AP, United Kingdom (H. Kim). German Centre for Integrative Biodiversity Research (iDiv) Halle-Jena-Leipzig, Puschstrasse 4, 04103 Leipzig, Germany (H.M. Pereira).

E-mail addresses: [hkim@ceh.ac.uk](mailto:hkim@ceh.ac.uk) (H. Kim), [henrique.pereira@idiv.de](mailto:henrique.pereira@idiv.de) (H.M. Pereira).

<https://doi.org/10.1016/j.gloenvcha.2023.102681>

Received 24 January 2022; Received in revised form 25 March 2023; Accepted 2 May 2023

Available online 12 June 2023

0959-3780/© 2023 The Authors. Published by Elsevier Ltd. This is an open access article under the CC BY license (<http://creativecommons.org/licenses/by/4.0/>).

<sup>af</sup> UN Environment Programme World Conservation Monitoring Centre (UNEP-WCMC), Cambridge, United Kingdom

<sup>ag</sup> Department of Ecosystem Studies, University of Tokyo, Japan

<sup>ah</sup> Senckenberg Biodiversity and Climate Research Centre (BiK-F), Frankfurt, Germany

<sup>ai</sup> Department of Physical Geography, Goethe-University, Frankfurt, Germany

<sup>aj</sup> Global Biodiversity Information Facility Secretariat, Copenhagen Ø, Denmark

<sup>ak</sup> I.I. Schmalhausen Institute of Zoology of National Academy of Sciences of Ukraine, Kyiv, Ukraine

<sup>al</sup> U.S. Geological Survey, North Central Climate Adaptation Science Center, Boulder, CO, USA

<sup>am</sup> Department of Wildlife Biology, Forestry and Forest Products Research Institute (FFPRI), Forest Research and Management Organization, Japan

<sup>an</sup> Natural History Museum of Argentina, Parque Centenario, Argentina

<sup>ao</sup> Potsdam Institute for Climate Impact Research (PIK), Member of the Leibniz Association, Potsdam, Germany

<sup>ap</sup> Institute of Environmental Sciences, Leiden University, Leiden, the Netherlands

<sup>aq</sup> Institute for Global Environmental Strategies (IGES), Kanagawa, Japan

<sup>ar</sup> School of Public Policy and Global Affairs, University of British Columbia, Vancouver, Canada

<sup>as</sup> Net Zero and Resilient Farming, Rothamsted Research, Harpenden, United Kingdom

<sup>at</sup> School of Natural Sciences, Bangor University, Bangor, United Kingdom

<sup>au</sup> CIBIO (Research Centre in Biodiversity and Genetic Resources)-InBIO (Research Network in Biodiversity and Evolutionary Biology), Universidade do Porto, Vairão, Portugal

## ARTICLE INFO

### Keywords:

Scenario analysis

Biodiversity

Conservation

Sustainability

Values

Futures

## ABSTRACT

The Nature Futures Framework (NFF) is a heuristic tool for co-creating positive futures for nature and people. It seeks to open up a diversity of futures through mainly three value perspectives on nature – Nature for Nature, Nature for Society, and Nature as Culture. This paper describes how the NFF can be applied in modelling to support decision-making. First, we describe key considerations for the NFF in developing qualitative and quantitative scenarios: i) multiple value perspectives on nature as a state space where pathways improving nature toward a frontier can be represented, ii) mutually reinforcing key feedbacks of social-ecological systems that are important for nature conservation and human wellbeing, iii) indicators of multiple knowledge systems describing the evolution of complex social-ecological dynamics. We then present three approaches to modelling Nature Futures scenarios in the review, screening, and design phases of policy processes. This paper seeks to facilitate the integration of relational values of nature in models and strengthen modelled linkages across biodiversity, nature's contributions to people, and quality of life.

## 1. Introduction

The Global Assessment of Biodiversity and Ecosystem Services of the Intergovernmental Science-Policy Platform on Biodiversity and Ecosystem Services (IPBES) found that existing scenarios developed by the broader climate community (e.g., shared socio-economic pathways [SSPs], representative concentration pathways [RCPs]), even in their most sustainable combinations (i.e., SSP1 and RCP2.6), would fail to halt biodiversity loss and continue to deteriorate regulating ecosystem services into the future in many parts of the world (Pereira et al., 2020). This comes with potentially large socio-economic consequences (Johnson et al., 2020) and inequitable impacts borne by poorer countries (Chaplin-Kramer et al., 2019).

The drivers of biodiversity loss and other environmental degradation are rooted in population growth and inequality (Hamann et al., 2018), unsustainable production and consumption patterns (Hoekstra and Wiedmann, 2014), provision of environmentally harmful subsidies (Dempsey, Martin and Sumaila, 2020), poor governance regimes and limited recognition of the importance of biodiversity conservation (Smith et al., 2003), the strong reliance on fossil fuels (Arneeth et al., 2019) and the combined impact of multiple anthropogenic stressors in complex social-ecological systems (Alava et al., 2022), among others. To effectively address these and to increase the willingness to enhance biodiversity conservation policies, we need societal transformations across sectors at all levels concurrently and synergistically (Chan et al., 2020). Furthermore, revitalizing the relationship between people and nature is fundamental in increasing priority for sustainability issues, in particular, but not exclusively, in developed countries (Amel et al., 2017), that have a growing share of responsibility for remote biodiversity and habitat loss from natural resource exploitation (Swartz et al., 2010), international trade (Chaudhary and Kastner, 2016) or degraded ecosystem capacity (Marques et al., 2019). We need changes in norms and beliefs that result in the behavioural change (Kinzig et al., 2013), aided by effective governance (Amano et al., 2018), financial instruments

(Waldron et al., 2017), as well as individual champions who inspire collective action (Amel et al., 2017). Most importantly, optimism and empathy can contribute to responsible actions if actors see that they can make a difference (Brown et al., 2019b; Knowlton, 2019; Blythe et al., 2021) and when the process engages the imagination of transformative futures (Pereira et al., 2019).

Scenarios that incorporate societal transformation can contribute to reversing negative biodiversity trends and moving towards positive futures (Fischer and Riechers, 2019; Leclère et al., 2020). Drawing on a rich plurality of people's values and preferences on nature is key to an improved decision-making (Pascual et al., 2021; IPBES, 2022b), ensuring equitable sharing of benefits and responsibilities. Since 2017, a new scenarios and modelling framework is being developed under the Intergovernmental Science-Policy Platform on Biodiversity and Ecosystem Services (IPBES) to reposition biodiversity and nature at the centre of policy and governance at all levels, recognizing their essential role in supporting human well-being and sustainability (Rosa et al., 2017). A series of visioning consultations took place with stakeholders and experts from diverse backgrounds. As a result, the Nature Futures Framework (NFF) emerged to inspire the development of nature and people positive, diverse values-integrated, and multiscale scenarios (L. M. Pereira et al., 2020).

This paper reflects on how the NFF can be applied in modelling Nature Futures scenarios to inform policy, based on the results of stakeholder visioning and expert elicitation workshops (see Supplementary Material for more details, SM hereafter). First, we present three key principles of the NFF for developing qualitative and quantitative scenarios and models. We then describe three types of applications for integrating Nature Futures scenarios in policy processes. This paper aims to enhance the utility of scenarios and modelling in the implementation of multiscale policy frameworks such as the Kunming-Montreal Global Biodiversity Framework (GBF) of the United Nations (UN) Convention on Biological Diversity (CBD), the Paris Agreement of the UN Framework Convention on Climate Change (UNFCCC) and the UN Sustainable Development Goals (SDG) agenda with critical challenges to be

overcome (Leadley et al., 2022; Perino et al., 2022).

## 2. Key considerations for Nature Futures scenarios

This section presents three key considerations that are important in developing qualitative and quantitative scenarios of Nature Futures. These were conceptualized through expert elicitation (PBL, 2019a, 2019b), building on limitations and gaps identified in the IPBES Methodological Assessment on Scenarios and Models (IPBES, 2016) and stakeholder visions on positive futures for nature and people (Lundquist et al., 2017; L. M. Pereira et al., 2020) (see Supplementary Materials).

### 2.1. Nature Futures value perspectives and the frontier

Individuals and societies value nature in diverse ways. The NFF attempts to capture these in three main perspectives. The Nature for Nature (NN) perspective appreciates and preserves nature for what it is and does and maps to intrinsic and existence values of biodiversity (e.g., maintaining natural processes and function such as evolution and migration) (Chan et al., 2016). The Nature for Society (NS) perspective focuses on instrumental values as in benefits that nature provides to people (e.g., supporting crop production and climate regulation) (Pascual et al., 2017). Finally, the Nature as Culture (NC) perspective values the relationships that nature and people co-create, not as separate

entities but as an indivisible whole (e.g., preserving emblematic species, sacred landscapes, traditional knowledge) (Himes, 2018). These value perspectives of the Nature Futures Framework are envisaged to broaden and diversify stakeholders’ visions for nature and people through exploring, mapping and combining a broad range of futures and interventions on gradients such as autonomy of nature, instrumental values and the importance of culture in shaping and being shaped by nature (Fig. 1). It is important to note that these three value perspectives are a simplification of a hyperdimensional space representing the multiple and varied perspectives of individuals and communities about nature. One way of thinking about the three perspectives is as a principal component analysis of the hyperdimensional space of nature preferences that captures three main complementary axes.

Further, the three value perspectives on nature are not mutually exclusive of each other – in fact, they are intricately connected and can reinforce each other (Martín-López, 2021). Keystone species are such an example with their functional role benefiting both nature and people (e.g., top predators play an important function by controlling herbivore populations but incidentally this also reduces damage to crops) (Schmitz et al., 2018; Martin et al., 2020). Thus, although we represent the Nature Futures state space of social-ecological systems with three axes as orthogonal for simplicity (Fig. 2a), a more precise representation would have these axes as partially overlapping (Fig. 2b, see SM F Glossary for the definition of ‘state space’). This means an increase in

### Descriptive characteristics of the Nature Futures value perspectives

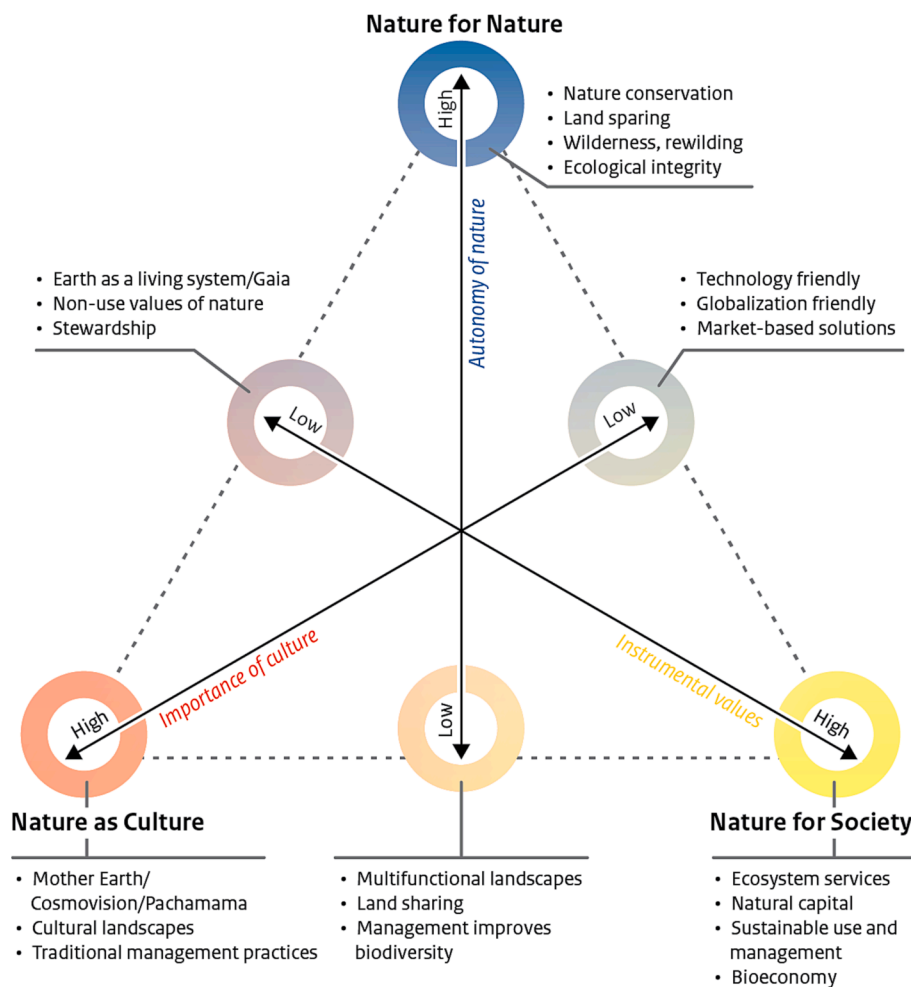
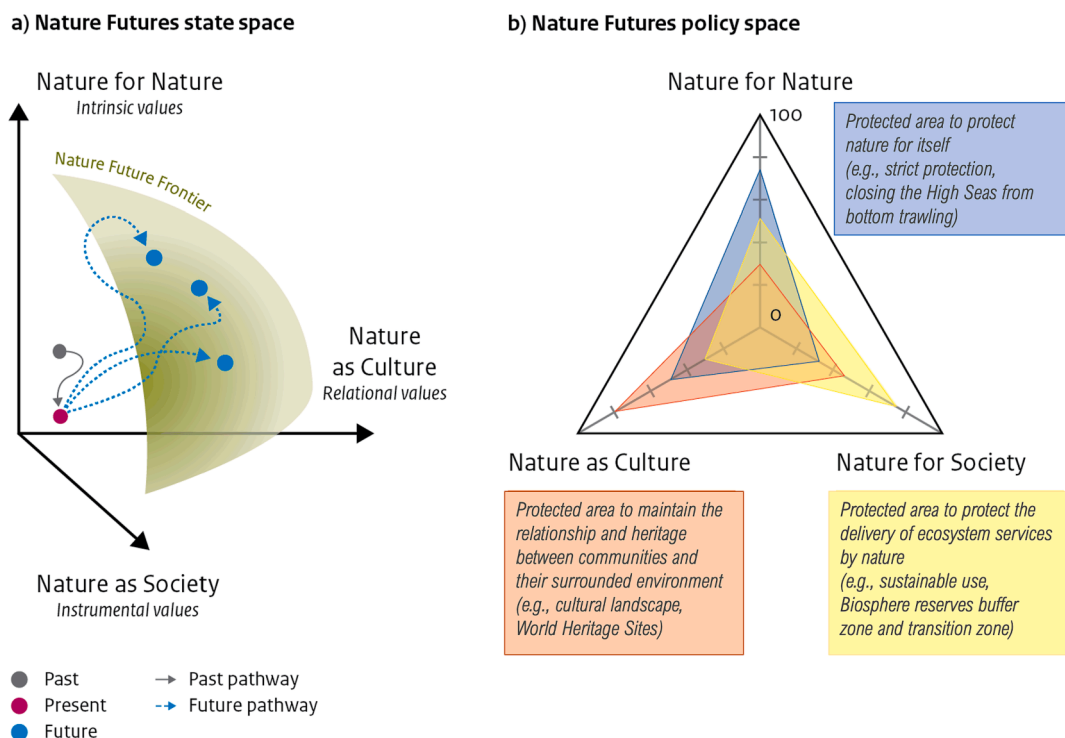


Fig. 1. Descriptive characteristics of the Nature Future value perspectives and the space between these perspectives where the values converge. A wide range of interventions can be identified using the Nature Futures Framework, reflecting the local context where the framework is being applied. Most systems and places in the world have a mix of these values and map somewhere inside the triangle of the Nature Futures Framework.

### Pathways to Nature Future Frontier in state and policy space



**Fig. 2.** (a) Nature Futures state space with multiple pathways (blue dotted non-linear paths) to the Frontier (green convex with blue dots) where all three value perspectives improve relative to the present. (b) Nature Futures policy space with example policies for the three nature value perspectives and the overlapping presence of these values illustrated by blue, yellow and orange triangles.

the values along one axis can correspond to an increase along another axis. In some parts of the state space, there may be trade-offs between improvements in different axes, corresponding effectively to a frontier in the state space (Fig. 2a) (See SM F Glossary for the definition of ‘frontier’) (Polasky et al., 2008). When the value of a given axis is already very high, further improvements along that axis may only be achievable by decreasing the value along another axis. We do not know the shape of this frontier, but we represent it as a convex surface because the trade-offs in most instances may not be as strong, and for most of the state space, increases are possible across the three value perspectives.

The state of systems can be plotted into a multidimensional state space by evaluating the system on each dimension of the value perspectives (Fig. 2a). Conceptually speaking, these perspectives can then be seen as projections representing both the historical pathway of a system to date and future pathways towards desirable endpoints (so-called ‘Nature Futures Frontier’) in this state space (Fig. 2a). Typically, desirable Nature Futures correspond to points in the state space where there is an improvement in all three value perspectives into the future relative to the present. We can assess particular actions or policies to see how the system moves towards different points of the state space. To do this, we can score the relative contribution of a given action or policy on the axes representing different value perspectives and map them in a policy space of Nature Futures (Fig. 2b) (see SM F Glossary for the definition of ‘policy space’).

An important feature of the NFF is that many interventions can be appropriate and are necessary under more than one perspective. In this sense, many individual interventions and even scenarios (i.e., sets of multiple interventions) representing Nature Futures would map somewhere inside the NFF triangle with positive impacts across all perspectives. As an illustrative example, there are different categories of protection in protected areas – they can strictly protect nature with limited human use (predominantly representing Nature for Nature),

allow active management for sustainable use (Nature for Society), or protect cultural landscapes to maintain the relationship and heritage between communities and their surrounding environment (Nature as Culture). These land protection and management regimes have the greatest impacts in one of the perspectives but also have positive impacts for nature and people in the other perspectives. For instance, strictly protected areas benefit society in the longer-term future by improving regulating services such as improved air and water quality. Similarly, protecting cultural landscapes and ensuring sustainable use of natural resources contribute to conserving many species that are associated with human management of landscapes and seascapes while improving social cohesion and inter-generational equity that can contribute to quality of life (Fig. 2b, Fig. 4).

Furthermore, one can envision a world where different places of the world are managed exclusively for one of the value perspectives at the more local scale, but at the regional and certainly, at the global scale, all three value perspectives must coexist given the diversity of values and human-nature relationships across the globe. One can also envision futures where all perspectives co-exist in all locations or where there is some spatial segregation of the perspectives, corresponding either to a cloud of points towards the centre of the frontier or dispersing them across all corners of the frontier in the Nature Futures state space (Fig. 2a).

#### 2.2. Key social-ecological systems with feedbacks

Feedbacks between people and nature are central to the IPBES conceptual framework (Diaz, 2015). Understanding interactions and feedbacks is key to understanding the types of non-linear dynamics that move the system or place towards or away from nature and people positive futures (Rocha et al., 2020). However, only limited social-ecological feedbacks are captured in existing environmental models

(Akçakaya et al., 2016; Elsayah et al., 2020; Pereira et al., 2021).

In Nature Futures scenarios, we want to find interventions that lead to improvements in one or more nature value perspectives or even trigger synergies in interventions across the perspectives in social-ecological systems. For instance, securing land ownership and management by indigenous peoples and local communities can maintain habitats to conserve biodiversity (NN), whilst preserving long-standing traditional knowledge and cultural heritage (NC) and ensuring societal benefits from sustainable livelihoods (NS) (Dinerstein et al., 2020). Thus, identifying interventions with a single or multiple nature value perspectives is particularly important for understanding where multiple values are present (O'Connor et al., 2021; Sala et al., 2021) and can reinforce each other.

Each Nature Future value perspective has different feedback dynamics, but feedbacks between conservation interventions and social-ecological systems are not well studied (Miller, Caplow and Leslie, 2012), let alone well represented in existing models. To date, most modelling approaches have adopted Nature for Nature and Nature for Society perspectives (Robinson et al., 2018), but only partially (e.g., the role of pollination in food provision but not the soil). First, the link between biodiversity and ecological functions and ecosystem service provision is not well modelled, though attempts are being made (Weiskopf et al., 2022). Furthermore, many models represent agricultural land conversion in which crop production interacts with demand for it to drive land-use change (Lambin and Meyfroidt, 2011; Stehfest et al., 2019) and, in some cases, changes in production feedback to impact human wellbeing (Chaplin-Kramer et al., 2019). But we lack models representing how some interventions such as land-use change that optimize values of nature in different combinations (e.g., extending protected areas in indigenous land, increasing multifunctional agroforestry) result in changes in ecosystem services and good quality of life, and this may, in turn, affect societal decisions on the processes of future land-use. The Nature for Nature perspective is represented in ecological models, some of which capture ecological feedback processes such as fire dynamics (McLauchlan et al., 2020), but for instance, multiple roles and benefits of keystone species, such as beavers creating wetlands and landscape heterogeneity by felling trees and blocking water flows (Wohl, 2013; Lazar et al., 2015; Stout, Majerova and Neilson, 2017; Wilby et al., 2018), is still missing in estimating their eventual contributions to human wellbeing (Fig. 3).

Feedbacks that are important for Nature as Culture perspective are the least understood and modelled. For example, cultural keystone species, such as Western Red Cedar in Coastal British Columbia, connect a web of social-ecological feedbacks in which cultural practices are linked to spiritual traditions and a long-term outlook of the community's livelihood and heritage (Garibaldi and Turner, 2004). However, we do not have models that incorporate social-ecological feedbacks around cultural keystone species. There are initiatives that enhance a structured understanding of the social-ecological feedbacks (Lauerburg et al., 2020; Rocha et al., 2020) with participatory scenarios applied at one system's scale (Sitas et al., 2019). In general, however, coupled social-ecological modelling is still in its infancy and requires further development, particularly in representing consequential cross-scale interactions (Leadley et al., 2014; Cheung et al., 2016; Keys et al., 2019; Elsayah et al., 2020).

### 2.3. Indicators of knowledge and data as multiple evidence bases

Going from the visions and narratives of Nature Futures scenarios to policy support, indicators derived from models, data, and other knowledge systems become an integral part of the evidence bases for decision-making (Tengö et al., 2014). Indicators can describe and measure the state, trends, and magnitudes of relationships between different components of key social-ecological systems, and help identify models, variables and data required to generate evidence (Gutzler et al., 2015; Guerra et al., 2019). Methods such as mental mapping, decision tree and multi-criteria analyses can be used to select or derive key indicators. To be inclusive of and to explicit diverse value perspectives on nature, indicators are ideally co-determined and co-developed with stakeholders and users of the information (van Oudenhoven et al., 2018; Miola, 2019).

Using the IPBES conceptual framework and the Nature Futures Framework, interventions can be explored and selected on a range of direct (anthropogenic, natural) and indirect (institution, governance, anthropogenic assets) drivers for the assessment of their potential impact on goals set on nature, nature's contributions to people and quality of life. As illustrated in Table 1 and Fig. 4, interventions and goals can be cross-cutting, (e.g., supporting community learning facilities that enhance public awareness on conservation and sustainability issues, preventing species extinction and ecosystems degradation for

### Dynamics between human and natural systems and Nature Futures values perspectives

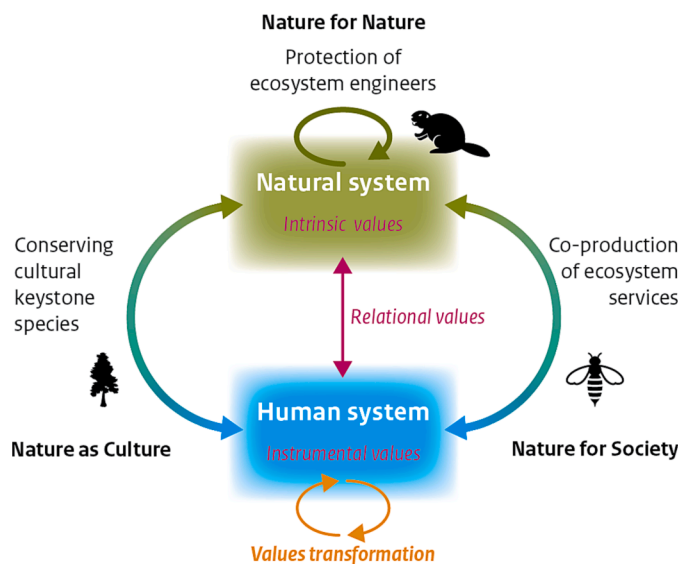


Fig. 3. A simple diagram with feedback loops represents the dynamics between human and natural systems within and between the systems that reflect Nature Futures' value perspectives.

**Table 1**

Illustrative features of the Nature Future scenarios perspectives with example indicators associated with those features. The components of the IPBES conceptual framework are used to identify the interventions and goals (rows) across the three Nature Futures value perspectives and those that can be cross-cutting (columns). Existing indicators are identified from the CBD Global Biodiversity Framework (CBD Secretariat, 2022), UN SDGs (UNDESA, 2021; UNSTATS, 2022), and Indigenous Navigator (Indigenous Navigator, 2023) and the remaining indicators are aspirational (gaps) without the global coverage in data.

Framework components	Cross-cutting	Nature for Nature (NN)	Nature for Society (NS)	Nature as Culture (NS)
<b>Interventions on indirect drivers</b> - Institutions and governance	Promoting national and international systems and cooperation on biodiversity issues (e.g., CBD Goal D. Funding on conservation and sustainable use of biodiversity and ecosystems by international and domestic public and private sources)	Giving legal rights to nature and adequate management capacity to protect nature (e.g., % of countries or municipalities that have assigned rights to nature in their constitutions)	Developing environmentally friendly infrastructure for human settlement (e.g., SDG 7.b.1 Installed renewable energy-generating capacity in developing countries (in watts per capita))	Including indigenous and local knowledge of nature in education curriculum (e.g., % education facilities that have curriculum on indigenous and local knowledge of nature)
	Implementing agro-environmental measures not perverse to nature conservation and human wellbeing (e.g., CBD Target 18. indicator/index measuring the overall impact of agro-environmental measures on nature and people)	Implementing agro-environmental measures targeting high production on most fertile lands, avoiding biodiverse areas, to spare space for nature (e.g., % agro-environmental measures allocated to fertile lands and their productivity level)	Implementing agro-environmental measures targeting maximum co-production of ecosystem services (e.g., % agro-environmental measures allocated to maximize co-production of ecosystem services)	Implementing agro-environmental measures targeting environmentally friendly smallholder production in cultural landscapes for local consumption (e.g., % agro-environmental measures allocated to smallholder production in the cultural landscape for local consumption)
- Anthropogenic assets	Community learning facilities that enhance public awareness and activities on conservation and sustainability issues (e.g., Number of public events on conservation and sustainability topics)	Creating protection, management and education facilities for wildlife watching (e.g., Number of wildlife-watching facilities by protection level, management type, and educational programs)	Engaging the private sector to deploy nature-based solutions that benefit both nature and people (e.g., Amount of investment by private firms in deploying nature-based solutions)	Establishing community associations for supporting local production and consumption and fair trade (e.g., INI Art 20. Trends in consumption of diverse locally-produced food)
<b>Interventions on direct drivers</b> - Anthropogenic and natural	Designating different types of protected areas (e.g., CBD Target 3. % area covered by protected areas by type – marine, coastal, terrestrial, inland water)	Strict protection areas and rewilding of abandoned and degraded land to improve biodiversity, e.g., introduction of large herbivores (e.g., strict protection areas, % of total land being rewilded, reforested and restored)	Sustainable use protected areas and nature-based solutions (NBS) to mitigate climate impact, e.g., afforestation, urban parks, renewable energy like solar and wind power (e.g., % contribution of NBS to climate change mitigation by type)	Cultural landscape protection and traditional management of natural resources, e.g., other effective area-based conservation measures (OECMs) where wild crop relatives grow (e.g., % of the total land with wild crop relatives by management type)
<b>Goals on nature</b> - Biodiversity and ecosystems	Preventing species from extinction (e.g., CBD Goal A. number of species prevented from extinction)	Protecting species important for biodiversity, ecological processes and ecosystem functions (e.g., Protection status of species important for ecosystems)	Protecting species and ecosystems important for material and regulating services (e.g., Protection status of species important for providing ecosystem services)	Protecting species and landscape important for local communities and cultural heritage (e.g., Protection status of species important for cultural reasons)
<b>Goals on nature's contributions to people</b> - Ecosystem services	Preventing degradation of ecosystem functions and services (e.g., CBD Goal B. water regulation) Equitable sharing of benefits from nature (e.g., Distribution, stocks and flows of ecosystem services by type across regions)	Advancing remote and longer-term benefits from conserving nature (e.g., % changes in carbon capture and sequestration from nature by type – forest, oceans, etc.)	Provision of immediate material and regulating services from nature (e.g., % population who benefited from pollination-based crop consumption, % population who benefited from water regulation/nitrogen retention)	Provision of benefits from nature that communities appreciate for their relational connections (e.g., # of cultural keystone species, % population that preserved intergenerational cultural heritage from nature)
<b>Goals on quality of life</b>	Life satisfaction from basic needs met (e.g., food, water, security) (e.g., SDG 2.1.1 Prevalence of undernourishment, SDG 6.1.1 % of population using safely managed drinking water services, % population that were protected from nature-based coastal risk reduction)	Life satisfaction from the enjoyment of experiencing nature and knowing that other species are being protected (e.g., % population with life satisfaction from experiencing nature, % population donating their time or money to environmental causes)	Life satisfaction from various types of quality goods and services from nature and knowing that they are equitably shared (e.g., % population with life satisfaction from goods and services from nature, % population that believe nature's benefits should be equally distributed)	Life satisfaction from preserving nature-based cultural heritage and intergenerational social cohesion (e.g., INI Art 26(2). Possibility to perform traditional occupations (such as pastoralism, hunting/gathering, shifting cultivation, fishing) without restriction as a proxy)

\*Sources (for existing indicators): CBD: Convention on Biological Diversity, SDG: Sustainable Development Goals, INI: Indigenous Navigator Indicator.

\*Note that the assignment of specific interventions to specific value perspectives does not mean that they cannot be used under other value perspectives. It only indicates that they are particularly relevant from that value perspective. The indicators in this table are provided only as examples to illustrate a selection of indicators for Nature Future scenarios.

intergenerational equity) or they can have a “home” in one of the value perspectives, as demonstrated in the policy space of Fig. 2b (e.g., different types of land and ocean protection and management). For life satisfaction as an illustrative example goal on quality of life, Nature for Nature can be measured by the enjoyment of experiencing nature and knowing that other species are protected, Nature for Society from using quality goods from nature and knowing that they are equitably shared or Nature as Culture from preserving nature-based cultural heritage and thereby maintaining people’s relationship with nature and social cohesion (Table 1).

As illustrated, indicators representing diverse values, roles and benefits of nature can provide richer insights and evidence for assessing and introducing changes in social-ecological systems. This can lead to more integrated and comprehensive analyses, optimization, and prioritization of conservation and sustainability strategies for multiscale policy frameworks such as the CBD GBF, Paris Agreement, and UN SDGs (O’Connor et al., 2021; Sala et al., 2021; Soto-Navarro et al., 2021; CBD Secretariat, 2022).

### 3. Modelling Nature Futures scenarios to inform policy

This section presents three application approaches to modelling Nature Futures scenarios to inform policy processes: policy review, policy screening and policy design or agenda-setting, as laid out in the IPBES methodological assessment on scenarios and models (Table 2) (IPBES, 2016).

#### 3.1. Objectives and methods for modelling application

The Nature Futures Framework can be used in exploring a much broader array of interventions, compared to previous environmental scenarios, integrating diverse values, roles and benefits of nature. Thus, it can be used to inform multiscale policy frameworks at local, national and global scales (e.g., CBD National Biodiversity Strategy and Action Plans, CBD National Reports, CBD Global Biodiversity Framework), helping to identify interventions, set targets, and monitor progress towards the goals. The NFF can be applied retrospectively to evaluate the performance of implemented policies (policy review) (Kim, 2022), assess potential consequences of a particular policy (policy screening) (O’Connor et al., 2021) or identify broader goals for policy agenda (policy design and agenda-setting) (Sala et al., 2021; Strassburg et al., 2020) (Table 2).

In policy review, evidence synthesis can use methods such as systematic review (Pullin and Stewart, 2006; Bowler et al., 2010) and meta-analyses (Konno and Pullin, 2020) or impact assessment employing

econometric and statistical techniques such as matching (Schleicher et al., 2020; Ribas, Pressey and Bini, 2021) and before-after control impact (Smokorowski et al., 2017; Ferraro, Sanchirico and Smith, 2019). Counterfactual analysis of the impact of direct drivers on biodiversity and nature’s contributions to people can inform where and how biodiversity has been changing due to implemented policies (e.g., protected areas with different priorities on nature, people and culture) compared to those areas where such measures did not take place (Jellesmark et al., 2021; Sze et al., 2021). Furthermore, impact models of direct drivers on biodiversity (Balvanera et al., 2019) can fill spatial and temporal gaps in historical data that are then key to assessing impacts on ecosystem services (Fernández et al., 2020).

In policy screening, models can predict the consequences of different policy interventions, particularly direct drivers (e.g., changes in land use or direct exploitation, such as fishing, or location and types of protected areas), reflecting different nature value perspectives on biodiversity, ecosystem services, and quality of life (Fulton et al., 2015; O’Connor et al., 2021; Sala et al., 2021). For these relatively short-term analyses (e.g., one decade), modelling a broader range of direct drivers (e.g., control of invasive species, pollution, resource exploitation) (Kettenring and Adams, 2011; Ning et al., 2021) is more important than incorporating full dynamics of indirect drivers (e.g., demographic change, GDP, institutional effectiveness), which may not be necessary or feasible (Akçakaya et al., 2016; Brotons et al., 2016).

In policy design and agenda-setting, a broader set of social-ecological feedbacks can be modelled to identify multiple societal transformation pathways to achieving long-term visions, ensuring that the impact of interventions on nature and people inform future decisions (e.g., how benefits of protected areas inform societal decisions on spatial planning, land tenure or subsidy schemes) (Sze et al., 2021; Alava et al., 2022; Pacheco and Meyer, 2022). Here, modelling the key feedbacks in social-ecological systems with interventions on indirect drivers is essential in developing scenarios with robust strategies (Akçakaya et al., 2016; Brotons et al., 2016; Keys et al., 2019; PBL, 2019b, 2019a) (Fig. 4).

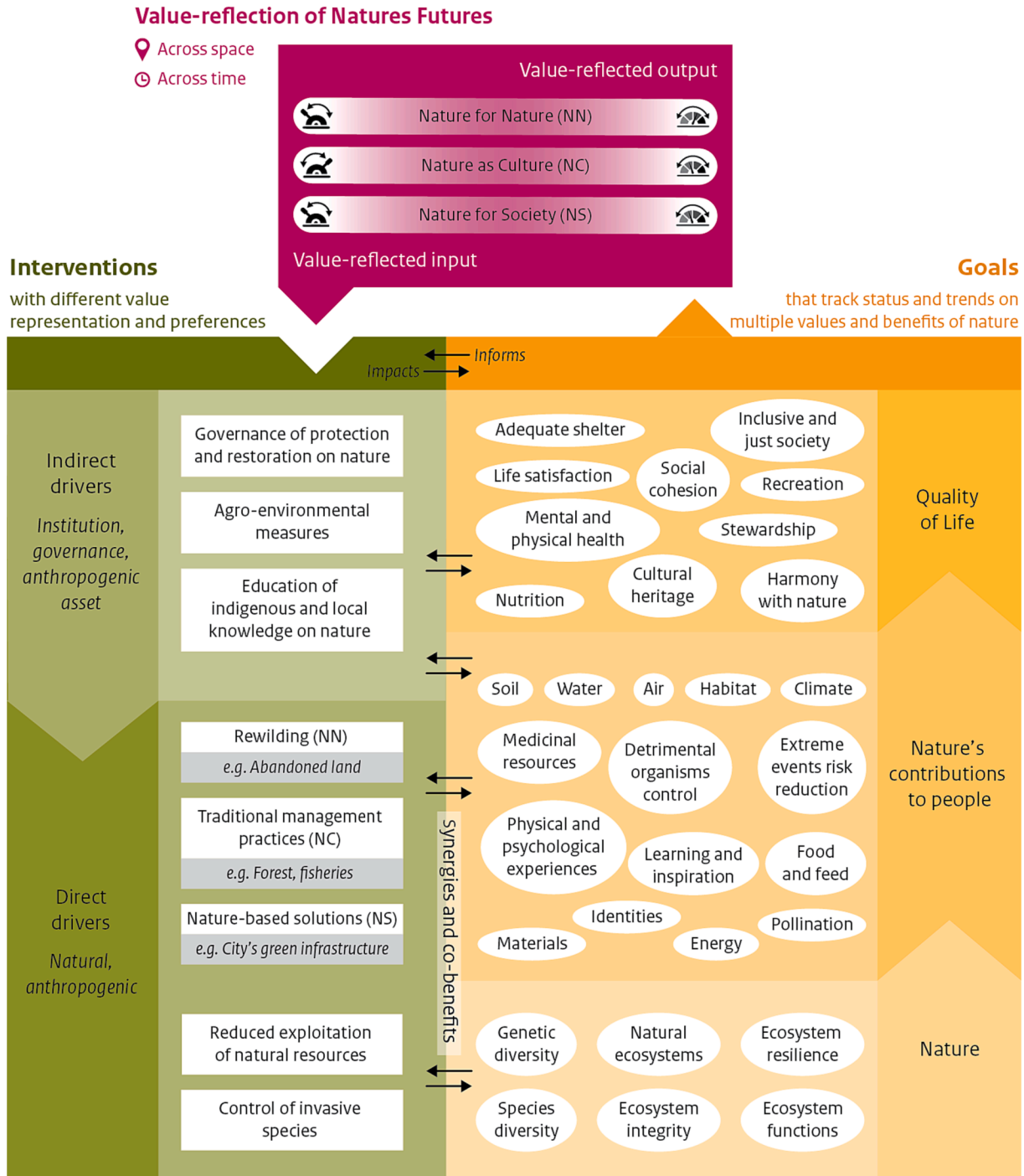
#### 3.2. Scenario analysis in state space and policy space

For scenario analyses to support policy using the NFF, a single policy can be scored and mapped in the Nature Futures policy space to assess how the system did and will evolve along the three perspectives (Fig. 2b). Another example is to look at how different management options play out over time, given the impact of climate change (Palacios-Abrantes et al., 2022; Parmesan et al., 2022) or a change in fishery regulation (Halouani et al., 2016). Although most policies will impact the system across the three value perspectives, some policies may

**Table 2**  
Modelling application of Nature Futures scenarios in policy processes.

	<b>Application 1.</b> <b>Policy review</b> ( <i>ex-post</i> )	<b>Application 2.</b> <b>Policy screening</b> ( <i>ex-ante</i> )	<b>Application 3.</b> <b>Policy design</b> <b>or agenda setting</b> ( <i>ex-ante</i> )
<b>Objectives</b>	Evaluates the effects of implemented policies retrospectively in time	Assesses particular policy and management options, often for the short term	Identifies broader goals for policy-making over longer time scales
<b>Policy question</b> (examples)	What were the trends of biodiversity and ecosystem services in the past? What happened in places where particular policies were implemented (e.g., different types of protected areas and their impact)?	What will be the consequences for biodiversity, ecosystem services and quality of life of different policy interventions affecting, particularly, direct drivers (e.g., location and types of protected areas)?	What societal transformations need to occur to achieve long-term visions for people and nature? How do changes in nature’s contributions to people affect societal decisions (e.g., how do benefits of protected areas inform societal decisions on land/sea spatial planning)?
<b>Policy tool</b> (examples)	CBD National Reports	CBD Local and National Biodiversity Strategy and Action Plans	CBD Global Biodiversity Framework
<b>Modelling approaches</b> (examples)	Emphasizes past observations. Counterfactuals can be examined with techniques such as statistical matching or before-after control impact	Models of impacts of direct drivers on biodiversity and ecosystem services models	Integrated assessment models at large scales, dynamic social-ecological models at smaller scales
<b>Key modelling challenges</b>	Integrating time series monitoring in biodiversity and ecosystem services, impact models of diverse drivers	Connecting biodiversity, ecosystem functions and services, and quality of life, incorporating a broader set of drivers in impact models	Long-term social-ecological feedbacks at large scales, and incorporation of tipping points/regime shifts

## Developing Nature Futures modelling framework on social-ecological systems dynamics



**Fig. 4.** An illustrative modelling framework on the sustainable sea and land use using components of the IPBES conceptual framework with interventions on indirect and direct drivers (left panel) and goals on nature, nature’s contributions to people and quality of life (right panel). The Nature Futures scenarios can combine different degrees of nature values through interventions (input) to assess their consequences on nature and people (output). A few illustrative interventions on direct drivers are rewilding abandoned land (primarily for Nature for Nature), traditional forest and fishery management practices (primarily for Nature as Culture) and nature-based solution such as city’s green infrastructure (primarily for Nature for Society) as value reflected interventions into modelling, further supported by indirect drivers including governance, implementation subsidy measures and education. The state of nature, nature’s contributions to people, and quality of life are ideally measured using multiple indicators that represent diverse roles, values and benefits of nature. The Nature Futures scenarios emphasize identifying synergistic interventions with co-benefits that can reinforce key social-ecological feedbacks onto the pathways to the Nature Futures Frontier.



particularly favour one perspective over the others (see Fig. 1, Table 1). When it is done well in consultation and discussion with stakeholders, assigning equitable interventions to different nature value perspectives allows us to evaluate the consequences of different preferences and priorities inherent in decision options (Pascoe et al., 2017).

Furthermore, a combination of policies can be tested through models and indicators and analyze how the key levers/interventions can progress the system along the three axes in the state space and eventually towards the Nature Futures Frontier (Fig. 2a) (Haga et al., 2023; Palacios-Abrantes et al., 2022). For example, marine protected areas (representing NN when it excludes people from conservation areas) (Brown et al., 2001; Sala et al., 2018), other effective area based management (emphasising NC with traditional management practices) (Schmidt and Peterson, 2009; Nemogá, Appasamy and Romanow, 2022) and sustainable harvest from fisheries (NS with direct instrumental benefit from sustainable management) (Asche et al., 2018; Hilborn et al., 2021) can be assessed in the policy space (Fig. 2b) or together with other sustainability and conservation interventions (e.g., banning plastics or oil drilling, restoration of coral reefs) in an integrated way in the state space (Fig. 2a, Fig. 4) (see Section 2.1). A modelling framework can be developed (as shown in Fig. 4) to assess the state and changes of the key social-ecological system in the Nature Futures scenarios (see Section 2.2). Further, a range of variables and indicators can be selected to quantify Nature Futures scenarios in the state space (as illustrated in Table 1), which can be generated from data and models (see Section 2.3).

This means that to represent the evolution of the system quantitatively in a three-dimensional state space, some projections of indicators with a single score per axis are needed on the three Nature Futures axes (NN, NS, NC) (Fig. 2a). There can be indicators commonly used across all Nature Future scenarios (so called ‘cross-cutting’ or ‘common’ indicators) and indicators that are specific to each of the value perspectives (so called ‘specific’ indicators) (see Table 1 for examples). Then the overall score for each of the three nature value perspectives can be calculated by deriving an index across all indicators associated with each scenario. To generate common or specific indicators, an individual to a suite of models is needed to assess the impacts of drivers and associated interventions on nature, nature’s contributions to people and eventually the quality of life, retrospectively or prospectively (Fig. 4).

### 3.3. Key remaining challenges to modelling Nature Futures scenarios

Most modelling approaches have not incorporated multiple values of nature or only do so in a limited fashion (Brown et al., 2019a). This is particularly true for the relational values of nature. As illustrated, integrating diverse value perspectives in modelling the Nature Futures scenarios is essential for a more comprehensive assessment of the impact of societal decisions on nature and people. (Table 1, Fig. 4).

Time-series monitoring data in impact models of direct drivers on biodiversity and ecosystem services remains a key challenge (Rosa et al., 2020). Most existing biodiversity models use space for time replacement in the calibration of models (Walters and Scholes, 2017). This is important for the retrospective policy evaluation where time-series data are prerequisites for impact evaluation or evidence synthesis (Rodrigues and Cazalis, 2020). Furthermore, historical observation data and empirical evidence are fundamental for developing rigorous models for predicting the future (Urban et al., 2022).

An increasing suite of models, variables and indicators are being made available for the assessment of biodiversity and nature’s contributions to people (Tittensor et al., 2017; Kim et al., 2018; Chaplin-Kramer et al., 2020; Willcock et al., 2020). However, a broader range of drivers and interventions, in particular of those with positive impacts on nature and people, needs to be represented in models for screening and identifying policy interventions that are critically called for in Nature Futures scenarios (Leclere et al., 2018; IPBES, 2019; PBL, 2019b; CBD Secretariat, 2022).

New models are in development that incorporate social-ecological feedbacks reflecting the impacts of biodiversity and ecosystem services provision on the economy and vice versa (Banerjee et al., 2020; Johnson et al., 2020). However, scenarios and models need to fully consider cross-scale interactions (e.g., connections between local, regional, and global dynamics and outcomes), social-ecological feedbacks, and tipping points/regime shifts if they are to inform policy effectively (Keys et al., 2019; PBL, 2019a; Rocha et al., 2020).

The SSP and RCP scenario frameworks have been used extensively in biodiversity and climate research (IPCC, 2015; IPBES, 2019). The biodiversity and ecosystem services model intercomparison carried out for the IPBES Global Assessment revealed that all three combinations of SSP/RCP scenarios simulated would result in some form of biodiversity loss and ecosystem degradation across the globe, with increasing climate impact in the coming decades (IPBES, 2019; H. M. Pereira et al., 2020). Given that the RCP/SSP scenarios have been developed for the IPCC process and thus have a strong climate change and mitigation focus, their adaptation to the NFF will be challenging.

The NFF may be only relevant as extensions of the SSP1, or the world could start from different SSPs and the NFF is used to identify diverse pathways onto positive futures (IPBES, 2021, 2022a). The 6th IPCC Assessment Reports highlight some of the new scenario approaches, including the Climate Resilience Development Pathways and Illustrative Mitigation Pathways, which, together with the Nature Futures Framework, can help co-develop new scenarios for climate and biodiversity (IPCC, 2022a; IPCC, 2022b). A continued joint effort is needed in developing and testing future scenarios that reflect diverse values of nature and the worldviews in conserving biodiversity, mitigating climate change, and ensuring human well-being, justice and intergenerational equity.

Furthermore, uncertainties need to be explored in Nature Futures scenarios, including the models and their structures, methodologies, assumptions, parameterizations, data and indicators, accounting for epistemological and ontological differences across sectors, disciplines and cultures (Regan et al., 2002; Dunford, Harrison and Rounsevell, 2015, p. 201; Rounsevell et al., 2021). Common definitions, modelling protocols, standard data format, and further guidance on the application of the NFF will support more consistent scenarios and modelling practices (Pereira et al., 2013; Wilkinson et al., 2016; Urban et al., 2022). Importantly, uncertainties associated with Nature Futures scenarios and modelling should be communicated clearly and transparently to the end users (IPBES, 2016).

## 4. Moving towards Nature Futures

To date, scenarios and models in environmental assessments have tended to focus on representing human impacts on ecosystems and lacked positive futures for nature and people (IPBES, 2016; Rosa et al., 2017; Pereira et al., 2021). Scenarios and models can integrate a broad set of the social-ecological systems and key feedbacks that are of relevance and importance to biodiversity conservation, climate mitigation and human wellbeing (L. M. Pereira et al., 2020). To achieve this, the existing models on biodiversity and ecosystem services need to be mapped and coupled with models on human systems and norms to develop comprehensive frameworks that integrate potential key feedbacks across them (Arneeth, Brown and Rounsevell, 2014), improving the representation of globally connected social-ecological systems that exhibit cross-scale interactions (Leadley et al., 2014; Keys et al., 2019). Furthermore, relational values of nature need to be reflected better in the models and indicators, notably improving the capacity to model how environmental changes alter human behaviour, institutions, and culture and vice versa (Elsawah et al., 2020; O’Neill et al., 2020).

Model algorithms developed based on observed data are crucial to projecting changes into the future (Mouquet et al., 2015; Urban et al., 2016), enhancing the rigor and credibility of models. We can use a wide range of observation data and correlation-based on observed trends in

drivers to forecast responses of biodiversity and ecosystems under different policy interventions (Petchey et al., 2015). High-resolution remote-sensing and other observational evidence (“big data”), jointly with advanced machine learning technologies and cloud-based computing (Pereira et al., 2013; Willcock et al., 2018; Fernandez, In review), can contribute significantly to increasing the predictive power of changes in biodiversity and nature’s contributions to people (Willcock et al., 2020; Urban et al., 2022). Making Nature Futures scenarios truly nature and people positive thus presents a critical challenge to broader research communities to shift the conventional impact modelling of negative anthropogenic drivers to positive drivers (e.g., biodiversity and people’s positive contributions to nature) on nature and people in a full circle.

As elaborated in this paper, the NFF aims to support transformative change towards sustainable futures by placing human-nature relationships at the centre. It bridges knowledge systems and communities of practices through continuous dialogue, creating a culture of stakeholder-driven scenario development and their co-implementation while maintaining minimum consistency and comparability (Lundquist et al., 2017; Rosa et al., 2017). In the coming years, we expect that the Nature Futures approach will enable scientific and broader stakeholder communities to identify policy and management interventions that reflect diverse ways in which people value and protect nature more into the future. To achieve this, a participatory approach is being promoted to engage stakeholders in developing narratives, engineering models and building evidence bases for solutions to conservation and sustainability issues (PBL, 2019a, 2019b; L. M. Pereira et al., 2020). This inclusive approach is meant to ensure that the information generated from Nature Future scenarios is relevant and is used by the stakeholders to initiate and amplify necessary societal transformations. Addressing interlinkages, co-benefits and trade-offs between sectors, such as biodiversity, food, water, energy, and health with so-called nexus approaches, will be vital to finding pathways towards achieving multiple societal goals (Liu et al., 2018; Singh et al., 2018). The Nature Futures is also expected to contribute to the ongoing and future assessments of IPBES, including “transformative change” and “nexus”.

The ambition of Nature Futures is to help expand the integration of nature in policy-making across sectors and better link the efforts of scientists and knowledge holders to values and associated decisions for nature and people. In an era where combined global environmental changes are at play, marine, terrestrial, and freshwater biodiversity is imperilled. The spread of COVID-19 has transformed intricately coupled nature and human systems, pressing new norms on all societies, and bringing a sense of extreme urgency to build back better and greener. The Nature Future Framework presented in this paper is expected to stimulate that development through scenarios and models that can inform the realization of multiscale policy frameworks such as the UN CBD Kunming-Montreal Global Biodiversity Framework, UNFCCC Paris Agreement, UN Sustainable Development Agenda, and the latest UN Ocean Treaty, thereby bringing the world onto the pathways towards more ecological, liveable, and just futures.

## 5. Contributions

HMP coordinated this work as co-chair of the IPBES Expert Group and HJK led writing and revision of the manuscript. HJK, HMP, WWLC, SF and GP developed the idea for the manuscript and led discussions and post-workshop synthesis. All authors participated in workshops, contributed substantially to co-developing concepts and approaches presented, and improved the manuscript with comments and corrections. HJK developed figures based on input from all authors and graphical support from Sandy van Tol at PBL. All authors gave final approval for publication.

## Declaration of Competing Interest

The authors declare that they have no known competing financial interests or personal relationships that could have appeared to influence the work reported in this paper.

## Data availability

The primary data used in this article are published as reports by IPBES and PBL agency and are cited and listed as sources and references.

## Acknowledgements

We offer our tribute to Prof. Bob Scholes, whose life and leadership dedicated to advancing conservation science and improving the quality of life for all living beings on Earth inspired us immensely in this manuscript. This manuscript resulted from synthesising two IPBES workshops, two external workshops, and additional expert consultations with the IPBES expert group on scenarios and models. We thank the participants of IPBES workshops for conceiving the ideas on applying the Nature Futures Framework in developing scenarios (Vancouver, March 2019) and in modelling (The Hague, June 2019). We gratefully acknowledge sDiv sUrBio2050 (Leipzig, September 2019) and GEO BON EBV2020 (D.C., October 2019) workshops for testing the feasibility of proposed concepts and approaches with modellers on biodiversity and ecosystem functions and services in urban systems and terrestrial, marine and freshwater systems respectively. We also thank the IPBES editorial committee and two anonymous reviewers for their thorough review and constructive comments. The authors acknowledge the PBL Netherlands Environmental Assessment Agency and support from the government of the Netherlands for the overall provision of technical support and in hosting 2019 The Hague Workshop. The authors also acknowledge the Peter Wall Institute for Advanced Studies and its funding support to the Wall Scholars program in hosting the 2019 Vancouver Workshop in Canada. HJK and HMP received the support of iDiv funded by the German Research Foundation (DFG–FZT 118, 202548816). WLC acknowledges funding support from NSERC Canada Discovery Grant. AA received support from the Helmholtz Association. JJK acknowledges support from The Swedish Research Council for Sustainable Development FORMAS Grant nr. 2019–01648. LP was supported in part by the National Research Foundation of South Africa (Grant Number 115300), the Swedish Research Council FORMAS (Project No. 2020–00670) and the CGIAR Research Program on Climate Change, Agriculture and Food Security (CCAFS). TDE and CCCW acknowledge support from the Nippon Foundation Nereus Program. CJL received support from NIWA Coasts and Oceans Programme (Project No. COME1903) and the New Zealand Sustainable Seas National Science Challenge (MBIE Contract No. CO1X1515). YJS acknowledges support by the Biodiversa and Belmont Forum project SOMBEE (BiodivScen ERA-Net COFUND programme, ANR contract n°ANR-18-EBI4-0003–01), the European Union’s Horizon 2020 research and innovation programme under grant agreement No 869,300 (FutureMARES), and the Pew marine fellows programme. FS was funded by the New Zealand Sustainable Seas National Science Challenge Phase I (Project: SUSS16203). JJA acknowledges support by the Nippon Foundation–Ocean Litter Project. ICC received funding from the European Union’s Horizon 2020 research and innovation programme under the Marie Skłodowska-Curie grant agreement: 766417. SH acknowledges support by the Asian Pacific Network for Global Change Research (CRRP2018-03MY-Hashimoto). TH received support from the German Federal Ministry of Education and Research (BMBF) and the European Research Area for Climate Services ERA4CS (project funding reference 518, grant number 01LS1711D, ISIPedia project). HO acknowledges support from the Environment Research and Technology Development Fund (JPMEERF20202002) of Japan’s Environmental Restoration and Conservation Agency. BWM acknowledges support by the U.S. Geological

Survey, North Central Climate Adaptation Science Center. Any use of trade, firm, or product names is for descriptive purposes only and does not imply endorsement by the U.S. Government. OS received support from the Environment Research and Technology Development Fund (S-15, JPMEERF16S11500) and the Japan Ministry of the Environment. URS acknowledges support by the Ocean Canada Partnership supported by the Social Sciences and Humanities Research Council of Canada.

## Appendix A. Supplementary data

Supplementary data to this article can be found online at <https://doi.org/10.1016/j.gloenvcha.2023.102681>.

## References

- Akçakaya, H.R., et al., 2016. 'Chapter 8 Improving the rigor and usefulness of scenarios and models through ongoing evaluation and refinement', in *The methodological assessment report on scenarios and models of biodiversity and ecosystem services*. IPBES, Bonn, Germany.
- Alava, J.J. et al. (2022) 'Multiple anthropogenic stressors in the Galápagos Islands' complex social-ecological system: Interactions of marine pollution, fishing pressure, and climate change with management recommendations', *Integrated Environmental Assessment and Management*, p. ieam.4661. Available at: <https://doi.org/10.1002/ieam.4661>.
- Amano, T., Székely, T., Sandel, B., Nagy, S., Mundkur, T., Langendoen, T., Blanco, D., Soykan, C.U., Sutherland, W.J., 2018. Successful conservation of global waterbird populations depends on effective governance. *Nature* 553 (7687), 199–202.
- Amel, E., Manning, C., Scott, B., Koger, S., 2017. Beyond the roots of human inaction: Fostering collective effort toward ecosystem conservation. *Science* 356 (6335), 275–279.
- Arneth, A., Brown, C., Rounsevell, M.D.A., 2014. 'Global models of human decision-making for land-based mitigation and adaptation assessment', *Nature*. *Clim. Change* 4 (7), 550–557. <https://doi.org/10.1038/nclimate2250>. Available at:
- Arneth, A. et al. (2019) 'Chapter 1: Framing and context', in *Climate Change and Land: an IPCC special report on climate change, desertification, land degradation, sustainable land management, food security, and greenhouse gas fluxes in terrestrial ecosystems* [P.R. Shukla, J. Skea, E. Calvo Buendía, V. Masson-Delmot.
- Asche, F., Garlock, T.M., Anderson, J.L., Bush, S.R., Smith, M.D., Anderson, C.M., Chu, J., Garrett, K.A., Lem, A., Lorenzen, K., Oglend, A., Tveteras, S., Vannuccini, S., 2018. Three pillars of sustainability in fisheries. *Proc. Natl. Acad. Sci.* 115 (44), 11221–11225.
- Balvanera, Patricia et al. (2019) *Chapter 2.1 Status and Trends – Drivers of Change*. Zenodo. Available at: <https://doi.org/10.5281/ZENODO.3831881>.
- Banerjee, O., Crossman, N., Vargas, R., Brander, L., Verburg, P., Cicowicz, M., Hauck, J., McKenzie, E., 2020. Global socio-economic impacts of changes in natural capital and ecosystem services: State of play and new modeling approaches. *Ecosyst. Serv.* 46, 101202.
- Blythe, J., Baird, J., Bennett, N., Dale, G., Nash, K.L., Pickering, G., Wabnitz, C.C.C., 2021. Fostering ocean empathy through future scenarios. *People Nature* 3 (6), 1284–1296.
- Bowler, D.E., Buyung-Ali, L.M., Knight, T.M., Pullin, A.S., 2010. A systematic review of evidence for the added benefits to health of exposure to natural environments. *BMC Public Health* 10 (1). <https://doi.org/10.1186/1471-2458-10-456>.
- Brotons, L., et al., 2016. 'Chapter 4 Modelling impacts of drivers on biodiversity and ecosystems', in *The methodological assessment report on scenarios and models of biodiversity and ecosystem services*. IPBES, Bonn, Germany.
- Brown, K., Adger, W.N., Tompkins, E., Bacon, P., Shim, D., Young, K., 2001. Trade-off analysis for marine protected area management. *Ecol. Econ.* 37 (3), 417–434.
- Brown, K., Adger, W.N., Devine-Wright, P., Anderies, J.M., Barr, S., Bousquet, F., Butler, C., Evans, L., Marshall, N., Quinn, T., 2019b. Empathy, place and identity interactions for sustainability. *Glob. Environ. Chang.* 56, 11–17.
- Brown, C., Seo, B., Rounsevell, M., 2019a. 'Societal breakdown as an emergent property of large-scale behavioural models of land use change', *Earth System Dynamics* 10 (4), 809–845. <https://doi.org/10.5194/esd-10-809-2019>. Available at:
- Chan, K.M.A., Balvanera, P., Benessaiah, K., Chapman, M., Díaz, S., Gómez-Baggethun, E., Gould, R., Hannahs, N., Jax, K., Klain, S., Luck, G.W., Martín-López, B., Muraca, B., Norton, B., Ott, K., Pascual, U., Satterfield, T., Tadaki, M., Taggart, J., Turner, N., 2016. Opinion: Why protect nature? Rethinking values and the environment. *Proc. Natl. Acad. Sci.* 113 (6), 1462–1465.
- Chan, K.M.A., Boyd, D.R., Gould, R.K., Jetzkowitz, J., Liu, J., Muraca, B., Naidoo, R., Olmsted, P., Satterfield, T., Selomane, O., Singh, G.G., Sumaila, R., Ngo, H.T., Boedihartono, A.K., Agard, J., de Aguiar, A.P.D., Armenteras, D., Balint, L., Barrington-Leigh, C., Cheung, W.W.L., Díaz, S., Driscoll, J., Esler, K., Eyster, H., Greg, E.J., Hashimoto, S., Hernández Pedraza, G.C., Hickler, T., Kok, M., Lazarova, T., Mohamed, A.A.A., Murray-Hudson, M., O'Farrell, P., Palomo, I., Saisel, A.K., Seppelt, R., Settele, J., Strassburg, B., Xue, D., Brondizio, E.S., Bridgewater, P., 2020. Levers and leverage points for pathways to sustainability. *People and Nature* 2 (3), 693–717.
- Chaplin-Kramer, R., Sharp, R.P., Weil, C., Bennett, E.M., Pascual, U., Arkema, K.K., Brauman, K.A., Bryant, B.P., Guerry, A.D., Haddad, N.M., Hamann, M., Hamel, P., Johnson, J.A., Mandel, L., Pereira, H.M., Polasky, S., Ruckelshaus, M., Shaw, M.R., Silver, J.M., Vogl, A.L., Daily, G.C., 2019. Global modeling of nature's contributions to people. *Science* 366 (6462), 255–258.
- Chaplin-Kramer, R. et al. (2020) *Global critical natural assets*. preprint. Ecology. Available at: <https://doi.org/10.1101/2020.11.08.361014>.
- Chaudhary, A., Kastner, T., 2016. Land use biodiversity impacts embodied in international food trade. *Glob. Environ. Chang.* 38, 195–204. <https://doi.org/10.1016/j.gloenvcha.2016.03.013>. Available at:
- Cheung, W.W.L., et al., 2016. 'Chapter 6. Linking and harmonising scenarios and models across scale and domains', in *The methodological assessment report on scenarios and models of biodiversity and ecosystem services*. IPBES, Bonn, Germany.
- Dempsey, J., Martin, T.G., Sumaila, U.R., 2020. 'Subsidizing extinction?', *Conservation Letters*, 13(1). Available at: 13 (1) <https://doi.org/10.1111/conl.12705>.
- Díaz, S., 2015. The IPBES Conceptual Framework — connecting nature and people. *Curr. Opin. Environ. Sustain.* 16.
- Dinerstein, E., Joshi, A.R., Vynne, C., Lee, A.T.L., Pharend-Deschênes, F., França, M., Fernando, S., Birch, T., Burkart, K., Asner, G.P., Olson, D., 2020. 'A "Global Safety Net" to reverse biodiversity loss and stabilize Earth's climate', *Science*. *Advances* 6 (36). <https://doi.org/10.1126/sciadv.abb2824>.
- Dunford, R., Harrison, P.A., Rounsevell, M.D.A., 2015. Exploring scenario and model uncertainty in cross-sectoral integrated assessment approaches to climate change impacts. *Clim. Change* 132 (3), 417–432. <https://doi.org/10.1007/s10584-014-1211-3>. Available at:
- Elsawah, S., Filatova, T., Jakeman, A.J., Kettner, A.J., Zellner, M.L., Athanasiadis, I.N., Hamilton, S.H., Axtell, R.L., Brown, D.G., Gilligan, J.M., Janssen, M.A., Robinson, D. T., Rozenberg, J., Ullah, I.I.T., Lade, S.J., 2020. Eight grand challenges in socio-environmental systems modeling. *Socio-Environmental Systems Modelling* 2, 16226.
- Fernández, N., Ferrier, S., Navarro, L.M., Pereira, H.M., 2020. Essential Biodiversity Variables: Integrating In-Situ Observations and Remote Sensing Through Modeling. In: Cavender-Bares, J., Gamon, J.A., Townsend, P.A. (Eds.), *Remote Sensing of Plant Biodiversity*. Springer International Publishing, Cham, pp. 485–501.
- Fernandez, N. (In review) 'A unifying framework for Essential Biodiversity Variables'.
- Ferraro, P.J., Sanchirico, J.N., Smith, M.D., 2019. Causal inference in coupled human and natural systems. *Proc. Natl. Acad. Sci.* 116 (12), 5311–5318. <https://doi.org/10.1073/pnas.1805563115>. Available at:
- Fischer, J., Riechers, M., 2019. A leverage points perspective on sustainability. *People and Nature* 1 (1), 115–120. <https://doi.org/10.1002/pan3.13>. Available at:
- Fulton, E.A., Bax, N.J., Bustamante, R.H., Dambacher, J.M., Dichmont, C., Dunstan, P.K., Hayes, K.R., Hobday, A.J., Pitcher, R., Plagányi, Éva.E., Punt, A.E., Savina-Rolland, M., Smith, A.D.M., Smith, D.C., 2015. Modelling marine protected areas: insights and hurdles. *Philos. Trans. R. Soc. B* 370 (1681), 20140278.
- Garibaldi, A., Turner, N., 2004. 'Cultural keystone species: Implications for ecological conservation and restoration', *Ecology and Society*, 9(3). Available at: <https://doi.org/10.5751/ES-00669-090301>.
- Guerra, C.A., Pendleton, L., Drakou, E.G., Proença, V., Appeltans, W., Domingos, T., Geller, G., Giamberini, S., Gill, M., Hummel, H., Imperio, S., McGeoch, M., Provenza, A., Serral, I., Striith, A., Turak, E., Vihervaara, P., Ziemba, A., Pereira, H. M., 2019. Finding the essential: Improving conservation monitoring across scales. *Global Ecol. Conserv.* 18, e00601.
- Gutzler, C., Helming, K., Balla, D., Dannowski, R., Deumlich, D., Glemnitz, M., Knierim, A., Mirschel, W., Nendel, C., Paul, C., Sieber, S., Stachow, U., Starick, A., Wieland, R., Wurbs, A., Zander, P., 2015. Agricultural land use changes — a scenario-based sustainability impact assessment for Brandenburg, Germany. *Ecol. Ind.* 48, 505–517.
- Haga, C. et al. (2023) 'Modeling desirable futures at local scale by combining the nature futures framework and multi-objective optimization', *Sustainability Science* [Preprint]. Available at: <https://doi.org/10.1007/s11625-023-01301-8>.
- Halouani, G., Abdou, K., Hattab, T., Romdhane, M.S., Ben Rais Lasram, F., Le Loc'h, F., 2016. A spatio-temporal ecosystem model to simulate fishing management plans: A case of study in the Gulf of Gabes (Tunisia). *Mar. Policy* 69, 62–72.
- Hamann, M., Berry, K., Chaigneau, T., Curry, T., Heilmayr, R., Henriksso, P.J.G., Hentati-Sundberg, J., Jina, A., Lindkvist, E., Lopez-Maldonado, Y., Nieminen, E., Piaggio, M., Qiu, J., Rocha, J.C., Schill, C., Shepon, A., Tilman, A.R., van den Bijgaart, I., Wu, T., 2018. Inequality and the Biosphere. *Annu. Rev. Env. Resour.* 43 (1), 61–83.
- Hilborn, R. et al. (2021) 'The trade-off between biodiversity and sustainable fish harvest with area-based management', *ICES Journal of Marine Science*. Edited by E. Anderson, 78(6), pp. 2271–2279. Available at: <https://doi.org/10.1093/icesjms/fsaa139>.
- Himes, A., 2018. Relational values: the key to pluralistic valuation of ecosystem services. *Curr. Opin. Environ. Sustain.* 35, 1–7.
- Hoekstra, A.Y., Wiedmann, T.O., 2014. Humanity's unsustainable environmental footprint. *Science* 344 (6188), 1114–1117. <https://doi.org/10.1126/science.1248365>. Available at:
- Ipbes, 2016. The methodological assessment report on scenarios and models of biodiversity and ecosystem services. Intergovernmental Platform on Biodiversity and Ecosystem Services.
- Ipbes, 2021. *IPBES workshop on modelling Nature Futures scenarios Task force on scenarios and models under the 2030 IPBES rolling work programme*. IPBES/TF/SCN/WSP/2021/1/6. Intergovernmental Platform on Biodiversity and Ecosystem Services, Bonn, Germany, p. 35. Available at:
- Ipbes, 2022a. *IPBES 2nd workshop on modelling Nature Futures scenarios task force on scenarios and models under the 2030 IPBES rolling work programme*. IPBES/TF/SCN/WSP/2022/1/5. Intergovernmental Platform on Biodiversity and Ecosystem Services, Bonn, Germany, p. 22. Available at:

- Ipbes, 2022b. Methodological assessment of the diverse values and valuation of nature of the Intergovernmental Science-Policy Platform on Biodiversity and Ecosystem Services. Zenodo. Available at: <https://doi.org/10.5281/ZENODO.6522522>.
- IPBES (2019) *IPBES Global Assessment on Biodiversity and Ecosystem Services*.
- Ipcc, 2015. *Climate Change 2014: Impacts, Adaptation and Vulnerability. Global and Sectoral Aspects Working Group II Contribution to the IPCC Fifth Assessment Report Volume 1*.
- IPCC, 2022a: Summary for Policymakers [H.-O. Pörtner, D.C. Roberts, E.S. Poloczanska, K. Mintenbeck, M. Tignor, A. Alegría, M. Craig, S. Langsdorf, S. Löschke, V. Möller, A. Okem (eds.)]. In: *Climate Change 2022: Impacts, Adaptation and Vulnerability. Contribution of Working Group II to the Sixth Assessment Report of the Intergovernmental Panel on Climate Change* [H.-O. Pörtner, D.C. Roberts, M. Tignor, E.S. Poloczanska, K. Mintenbeck, A. Alegría, M. Craig, S. Langsdorf, S. Löschke, V. Möller, A. Okem, B. Rama (eds.)]. Cambridge University Press, Cambridge, UK and New York, NY, USA, pp. 3–33, doi:10.1017/9781009325844.001.
- IPCC, 2022b: Summary for Policymakers. In: *Climate Change 2022: Mitigation of Climate Change. Contribution of Working Group III to the Sixth Assessment Report of the Intergovernmental Panel on Climate Change* [P.R. Shukla, J. Skea, R. Slade, A. Al Khourdajie, R. van Diemen, D. McCollum, M. Pathak, S. Some, P. Vyas, R. Fradera, M. Belkacemi, A. Hasija, G. Lisboa, S. Luz, J. Malley, (eds.)]. Cambridge University Press, Cambridge, UK and New York, NY, USA. doi: 10.1017/9781009157926.001.
- Jellesmark, S., Ausden, M., Blackburn, T.M., Gregory, R.D., Hoffmann, M., Massimino, D., McRae, L., Visconti, P., 2021. A counterfactual approach to measure the impact of wet grassland conservation on UK breeding bird populations. *Conserv. Biol.* 35 (5), 1575–1585.
- Johnson, J.A., et al., 2020. *Global Futures: modelling the global economic impacts of environmental change to support policy-making*. Technical Report, Available at: <https://www.wwf.org.uk/globalfutures>.
- Kettenring, K.M., Adams, C.R., 2011. Lessons learned from invasive plant control experiments: a systematic review and meta-analysis: Invasive plant control experiments. *J. Appl. Ecol.* 48 (4), 970–979. <https://doi.org/10.1111/j.1365-2664.2011.01979.x>. Available at:
- Keys, P.W., Galaz, V., Dyer, M., Matthews, N., Folke, C., Nyström, M., Cornell, S.E., 2019. Anthropocene risk. *Nat. Sustainability* 2 (8), 667–673.
- Kim, HyeJin, Rosa, I.M.D., Alkemade, R., Leadley, P., Hurr, G., Popp, A., van Vuuren, D. P., Anthoni, P., Armeth, A., Baiero, D., Caton, E., Chaplin-Kramer, R., Chini, L., De Palma, A., Di Fulvio, F., Di Marco, M., Espinoza, F., Ferrier, S., Fujimori, S., Gonzalez, R.E., Guéguen, M., Guerra, C., Harfoot, M., Harwood, T.D., Hasegawa, T., Haverd, V., Havlík, P., Hellweg, S., Hill, S.L.L., Hirata, A., Hoskins, A.J., Janse, J.H., Jetz, W., Johnson, J.A., Krause, A., Leclère, D., Martins, I.S., Matsui, T., Merow, C., Obersteiner, M., Ohashi, H., Poulter, B., Purvis, A., Quesada, B., Rondinini, C., Schipper, A.M., Sharp, R., Takahashi, K., Thuiller, W., Titeux, N., Visconti, P., Ware, C., Wolf, F., Pereira, H.M., 2018. A protocol for an intercomparison of biodiversity and ecosystem services models using harmonized land-use and climate scenarios. *Geosci. Model Dev.* 11 (11), 4537–4562.
- Kim, HyeJin (2022) *Enhancing the use of scenario-based biodiversity information in conservation policy and practice*. Halle (Salle): Martin Luther University Halle-Wittenberg. Available at: [https://www.google.com/url?sa=t&trct=j&q=&esrc=s&source=web&cd=&cad=rja&uact=8&ved=2ahUKewivOCMI79A9hVYgVwKHezeBucFnoECAwQAQ&url=https://3a%2F%2Fopendata.uni-halle.de%2Fbitstream%2F1981185920%2F88202%2F1%2FPromotionsarbeit\\_HyeJin%2520Kim%31May2022.pdf&usq=AOvVaw3-jREGR-jGuDOGICx9UIMx](https://www.google.com/url?sa=t&trct=j&q=&esrc=s&source=web&cd=&cad=rja&uact=8&ved=2ahUKewivOCMI79A9hVYgVwKHezeBucFnoECAwQAQ&url=https://3a%2F%2Fopendata.uni-halle.de%2Fbitstream%2F1981185920%2F88202%2F1%2FPromotionsarbeit_HyeJin%2520Kim%31May2022.pdf&usq=AOvVaw3-jREGR-jGuDOGICx9UIMx).
- Kinzig, A.P. et al. (2013) 'Social Norms and Global Environmental Challenges: The Complex Interaction of Behaviors, Values, and Policy', *BioScience*, 63(3), pp. 164–175. Available at: <https://doi.org/10.1525/bio.2013.63.3.5>.
- Knowlton, N., 2019. Earth Optimism—recapturing the positive. *Oryx* 53 (1), 1–2. <https://doi.org/10.1017/S0030605318001333>. Available at:
- Konno, K. and Pullin, A.S. (2020) 'Assessing the risk of bias in choice of search sources for environmental meta-analyses', *Research Synthesis Methods*, p. jrsm.1433. Available at: <https://doi.org/10.1002/jrsm.1433>.
- Lambin, E.F., Meyfroidt, P., 2011. Global land use change, economic globalization, and the looming land scarcity. *Proc. Natl. Acad. Sci.* 108 (9), 3465–3472. <https://doi.org/10.1073/pnas.1100480108>. Available at:
- Lauerburg, R.A.M., Diekmann, R., Blanz, B., Gee, K., Held, H., Kannen, A., Möllmann, C., Probst, W.N., Rambo, H., Cormier, R., Stelzenmüller, V., 2020. Socio-ecological vulnerability to tipping points: A review of empirical approaches and their use for marine management. *Sci. Total Environ.* 705, 135838.
- Lazar, J.G., Addy, K., Gold, A.J., Groffman, P.M., McKinney, R.A., Kellogg, D.Q., 2015. Beaver Ponds: Resurgent Nitrogen Sinks for Rural Watersheds in the Northeastern United States. *J. Environ. Qual.* 44 (5), 1684–1693.
- Leadley, P., Proença, V., Fernández-Manjarres, J., Pereira, H.M., Alkemade, R., Biggs, R., Bruley, E., Cheung, W., Cooper, D., Figueiredo, J., Gilman, E., Guénette, S., Hurr, G., Mbow, C., Oberdorff, T., Revenga, C., Scharlemann, J.P.W., Scholes, R., Smith, M.S., Sumaila, U.R., Walpole, M., 2014. Interacting Regional-Scale Regime Shifts for Biodiversity and Ecosystem Services. *Bioscience* 64 (8), 665–679.
- Leadley, P., Gonzalez, A., Obura, D., Londoño-Murcia, M.C., Millette, K.L., Radulovic, A., Rankovic, A., Shannon, L.J., Archer, E., Armah, F.A., Bax, N., Chaudhari, K., Costello, M.J., Dávalos, L.M., Roque, F.d.O., DeClerck, F., Dee, L.E., Essl, F., Ferrier, S., Genovesi, P., Guariguata, M.R., Hashimoto, S., Ifejika Speranza, C., Isbell, F., Kok, M., Lavery, S.D., Leclère, D., Loyola, R., Lwasa, S., McGeoch, M., Mori, A.S., Nicholson, E., Ochoa, J.M., Öllerer, K., Polasky, S., Rondinini, C., Schroer, S., Selomane, O., Shen, X., Strassburg, B., Sumaila, U.R., Tittensor, D.P., Turak, E., Urbina, L., Vallejos, M., Vázquez-Dominguez, E., Verburg, P.H., Visconti, P., Woodley, S., Xu, J., 2022. 'Achieving global biodiversity goals by 2050 requires urgent and integrated actions', *One Earth* 5 (6), 597–603.
- Leclère, D. et al. (2018) *Towards pathways of bending the curve of terrestrial biodiversity trends within the 21st century*. Vienne, Austria: International Institute of Applied Systems Research (IIASA). Available at: <https://doi.org/10.22022/ESM/04-2018.15241>.
- Leclère, D., Obersteiner, M., Barrett, M., Butchart, S.H.M., Chaudhary, A., De Palma, A., DeClerck, F.A.J., Di Marco, M., Doelman, J.C., Dürauer, M., Freeman, R., Harfoot, M., Hasegawa, T., Hellweg, S., Hilbers, J.P., Hill, S.L.L., Humpenöder, F., Jennings, N., Krisztin, T., Mace, G.M., Ohashi, H., Popp, A., Purvis, A., Schipper, A. M., Tabeau, A., Valin, H., van Meijl, H., van Zeist, W.-J., Visconti, P., Alkemade, R., Almond, R., Bunting, G., Burgess, N.D., Cornell, S.E., Di Fulvio, F., Ferrier, S., Fritz, S., Fujimori, S., Grooten, M., Harwood, T., Havlík, P., Herrero, M., Hoskins, A. J., Jung, M., Kram, T., Lotze-Campen, H., Matsui, T., Meyer, C., Nel, D., Newbold, T., Schmidt-Traub, G., Stehfest, E., Strassburg, B.B.N., van Vuuren, D.P., Ware, C., Watson, J.E.M., Wu, W., Young, L., 2020. 'Bending the curve of terrestrial biodiversity needs an integrated strategy', *Nature* [Preprint]. Available at: 585 (7826), 551–556.
- Liu, J., Hull, V., Godfray, H.C.J., Tilman, D., Gleick, P., Hoff, H., Pahl-Wostl, C., Xu, Z., Chung, M.G., Sun, J., Li, S., 2018. Nexus approaches to global sustainable development. *Nat. Sustainability* 1 (9), 466–476.
- Lundquist, C.J. et al. (2017) *Visions for nature and nature's contributions to people for the 21st century*, p. 123.
- Marques, A., Martins, I.S., Kastner, T., Plutzer, C., Theurl, M.C., Eisenmenger, N., Huijbregts, M.A.J., Wood, R., Stadler, K., Bruckner, M., Canelas, J., Hilbers, J.P., Tukker, A., Erb, K., Pereira, H.M., 2019. Increasing impacts of land use on biodiversity and carbon sequestration driven by population and economic growth. *Nat. Ecol. Evol.* 3 (4), 628–637.
- Martin, J., Chamaillé-Jammes, S., Waller, D.M., 2020. Deer, wolves, and people: costs, benefits and challenges of living together. *Biol. Rev.* 95 (3), 782–801. <https://doi.org/10.1111/brv.12587>. Available at:
- Martin-López, B. (2021) 'Plural valuation of nature matters for environmental sustainability and justice', *The Royal Society* [Preprint]. Available at: <https://royalsocietypublishing.org/topics-policy/projects/biodiversity/plural-valuation-of-nature-matters-for-environmental-sustainability-and-justice/> (Accessed: 5 July 2021).
- McLachlan, K.K., Higuera, P.E., Miesel, J., Rogers, B.M., Schweitzer, J., Shuman, J.K., Tepley, A.J., Varner, J.M., Veblen, T.T., Adalsteinsson, S.A., Balch, J.K., Baker, P., Battlori, E., Bigio, E., Brando, P., Cattau, M., Chipman, M.L., Coen, J., Crandall, R., Daniels, L., Enright, N., Gross, W.S., Harvey, B.J., Hatten, J.A., Hermann, S., Hewitt, R.E., Kobziar, L.N., Landesmann, J.B., Loran, M.M., Maezumi, S.Y., Mearns, L., Moritz, M., Myers, J.A., Pausas, J.G., Pellegrini, A.F.A., Platt, W.J., Roozeboom, J., Safford, H., Santos, P., Scheller, R.M., Sherriff, R.L., Smith, K.G., Smith, M.D., Watts, A.C., Durigan, G., 2020. Fire as a fundamental ecological process: Research advances and frontiers. *J. Ecol.* 108 (5), 2047–2069.
- Miller, B.W., Caplow, S.C., Leslie, P.W., 2012. Feedbacks between Conservation and Social-Ecological Systems: *Conservation and Social-Ecological Systems*. *Conserv. Biol.* 26 (2), 218–227. <https://doi.org/10.1111/j.1523-1739.2012.01823.x>. Available at:
- Miola, A., 2019. Measuring sustainable development goals performance: How to monitor policy action in the 2030 Agenda implementation? *Ecol. Econ.* 10.
- Mouquet, N., Lagadeuc, Y., Devictor, V., Doyen, L., Duputié, A., Eveillard, D., Faure, D., Garnier, E., Gimenez, O., Huneau, P., Jabot, F., Jarne, P., Joly, D., Julliard, R., Kéfi, S., Kergoat, G.J., Lavorel, S., Le Gall, L., Meslin, L., Morand, S., Morin, X., Morlon, H., Pinay, G., Pradel, R., Schurr, F.M., Thuiller, W., Loreau, M., Cadotte, M., 2015. REVIEW: Predictive ecology in a changing world. *J. Appl. Ecol.* 52 (5), 1293–1310.
- Navigator, I., 2023. INDICATORS FOR MONITORING THE UN DECLARATION ON THE RIGHTS OF INDIGENOUS PEOPLES. *Indigenous Navigator*, Available at: [https://indigenousnavigator.org/files/media/document/Navigator\\_UNDRIPIndicators.pdf](https://indigenousnavigator.org/files/media/document/Navigator_UNDRIPIndicators.pdf).
- Nemogá, G.R., Appasamy, A., Romanov, C.A., 2022. 'Protecting Indigenous and Local Knowledge Through a Biocultural Diversity Framework', *The J. Environ. Dev.* 31 (3), 223–252. <https://doi.org/10.1177/10704965221104781>. Available at:
- Ning, Z., Chen, C., Xie, T., Zhu, Z., Wang, Q., Cui, B., Bai, J., 2021. Can the native faunal communities be restored from removal of invasive plants in coastal ecosystems? A global meta-analysis. *Glob. Chang. Biol.* 27 (19), 4644–4656.
- O'Connor, L.M.J., Pollock, L.J., Renaud, J., Verhagen, W., Verburg, P.H., Lavorel, S., Maiorano, L., Thuiller, W., 2021. Balancing conservation priorities for nature and for people in Europe. *Science* 372 (6544), 856–860.
- O'Neill, B.C., Carter, T.R., Ebi, K., Harrison, P.A., Kemp-Benedict, E., Kok, K., Kriegler, E., Preston, B.L., Riahi, K., Sillmann, J., van Ruijven, B.J., van Vuuren, D., Carlisle, D., Conde, C., Fuglestedt, J., Green, C., Hasegawa, T., Leininger, J., Monteith, S., Pichs-Madruga, R., 2020. 'Achievements and needs for the climate change scenario framework', *Nature. Clim. Change* 10 (12), 1074–1084.
- Pacheco, A., Meyer, C., 2022. 'Land tenure drives Brazil's deforestation rates across socio-environmental contexts', *Nature. Communications* 13 (1), 5759. <https://doi.org/10.1038/s41467-022-33398-3>. Available at:
- Palacios-Abrantes, J. et al. (2022) 'Managing biodiversity in the Anthropocene: discussing the Nature Futures Framework as a tool for adaptive decision-making for nature under climate change', *Sustainability Science* [Preprint]. Available at: <https://doi.org/10.1007/s11625-022-01200-4>.
- Parnesan, C., et al., 2022. 'Terrestrial and Freshwater Ecosystems and Their Services', in *Climate Change 2022: Impacts, Adaptation and Vulnerability*. In: Contribution of Working Group II to the Sixth Assessment Report of the Intergovernmental Panel on Climate Change. Cambridge University Press, Cambridge, UK and New York, NY, USA, pp. 197–377.
- Pascoe, S.D., Plagányi, E.E. and Dichmont, C.M. (2017) 'Modelling multiple management objectives in fisheries: Australian experiences', *ICES Journal of Marine Science*. Edited by S. Cadrin, 74(2), pp. 464–474. Available at: <https://doi.org/10.1093/icesjms/fsw051>.

- Pascual, U., Balvanera, P., Díaz, S., Pataki, G., Roth, E., Stenseke, M., Watson, R.T., Başak Dessane, E., Islar, M., Kelemen, E., Maris, V., Quaas, M., Subramanian, S.M., Wittmer, H., Adlan, A., Ahi, SoEun, Al-Hafedh, Y.S., Amankwah, E., Asah, S.T., Berry, P., Bilgin, A., Breslow, S.J., Bullock, C., Cáceres, D., Daly-Hassen, H., Figueroa, E., Golden, C.D., Gómez-Baggethun, E., González-Jiménez, D., Houdet, J., Keune, H., Kumar, R., Ma, K., May, P.H., Mead, A., O'Farrell, P., Pandit, R., Pengue, W., Pichis-Madruga, R., Popa, F., Preston, S., Pacheco-Balanza, D., Saarikoski, H., Strassburg, B.B., van den Belt, M., Verma, M., Wickson, F., Yagi, N., 2017. Valuing nature's contributions to people: the IPBES approach. *Curr. Opin. Environ. Sustain.* 26-27, 7–16.
- Pascual, U., Adams, W.M., Díaz, S., Lele, S., Mace, G.M., Turnhout, E., 2021. 'Biodiversity and the challenge of pluralism', *Nature Sustainability* [Preprint]. Available at: 4 (7), 567–572.
- Pbl, 2019. Global modelling of biodiversity and ecosystem services. PBL Netherlands Environmental Assessment Agency, The Hague. Workshop report 3798.
- PBL (2019a) *From visions to scenarios for nature and nature's contributions to people for the 21st century*. Workshop report 3756. The Hague: PBL Netherlands Environmental Assessment Agency.
- Pereira, L.M., Davies, K.K., Belder, E., Ferrier, S., Karlsson-Vinkhuyzen, S., Kim, HyeJin, Kuiper, J.J., Okayasu, S., Palomo, M.G., Pereira, H.M., Peterson, G., Sathiyapalan, J., Schoolenberg, M., Alkemade, R., Carvalho Ribeiro, S., Greenaway, A., Hauck, J., King, N., Lazarova, T., Ravera, F., Chettri, N., Cheung, W.W.L., Hendriks, R.J.J., Kolomytsev, G., Leadley, P., Metzger, J.-P., Ninan, K.N., Pichs, R., Popp, A., Rondinini, C., Rosa, I., Vuuren, D., Lundquist, C.J., Egoh, B., 2020. Developing multiscale and integrative nature–people scenarios using the Nature Futures Framework. *People and Nature* 2 (4), 1172–1195.
- Pereira, L. *et al.* (2019) 'Building capacities for transformative change towards sustainability: Imagination in Intergovernmental Science-Policy Scenario Processes', *Elem Sci Anth*, 7(1), p. 35. Available at: <https://doi.org/10.1525/elementa.374>.
- Pereira, H.M., Ferrier, S., Walters, M., Geller, G.N., Jongman, R.H.G., Scholes, R.J., Bruford, M.W., Brummitt, N., Butchart, S.H.M., Cardoso, A.C., Coops, N.C., Dulloo, E., Faith, D.P., Freyhof, J., Gregory, R.D., Heip, C., Höft, R., Hurr, G., Jetz, W., Karp, D.S., McGeoch, M.A., Obura, D., Onoda, Y., Pettorelli, N., Reyers, B., Sayre, R., Scharlemann, J.P.W., Stuart, S.N., Turak, E., Walpole, M., Wegmann, M., 2013. Essential Biodiversity Variables. *Science* 339 (6117), 277–278.
- Pereira, L., Kuiper, J.J., Selomane, O., Aguiar, A.P.D., Asrar, G.R., Bennett, E.M., Biggs, R., Calvin, K., Hedden, S., Hsu, A., Jabbour, J., King, N., Köberle, A.C., Lucas, P., Nel, J., Norström, A.V., Peterson, G., Sitas, N., Trisos, C., van Vuuren, D.P., Vervoort, J., Ward, J., 2021. Advancing a toolkit of diverse futures approaches for global environmental assessments. *Ecosystems and People* 17 (1), 191–204.
- Pereira, H.M. *et al.* (2020) *Global trends in biodiversity and ecosystem services from 1900 to 2050*. Preprint. Ecology. Available at: <https://doi.org/10.1101/2020.04.14.031716>.
- Perino, A., Pereira, H.M., Felipe-Lucia, M., Kim, HyeJin, Kühl, H.S., Marselle, M.R., Meya, J.N., Meyer, C., Navarro, L.M., van Klink, R., Albert, G., Barratt, C.D., Bruelheide, H., Cao, Y., Chamoin, A., Darbi, M., Dornelas, M., Eisenhauer, N., Essl, F., Farwig, N., Förster, J., Freyhof, J., Geschke, J., Gottschall, F., Guerra, C., Haase, P., Hickler, T., Jacob, U., Kastner, T., Korell, L., Kühn, I., Lehmann, G.U.C., Lenzner, B., Marques, A., Motivans Svava, E., Quintero, L.C., Pacheco, A., Popp, A., Rouet-Leduc, J., Schnabel, F., Siebert, J., Staud, I.R., Troch, S., Svava, V., Svenning, J.-C., Pe'er, G., Raab, K., Rakosy, D., Vandewalle, M., Werner, A.S., Wirth, C., Xu, H., Yu, D., Zinggrey, Y., Bonn, A., 2022. 'Biodiversity post-2020: Closing the gap between global targets and national-level implementation', *Conservation Letters*, 15(2). Available at: 15 (2) <https://doi.org/10.1111/conl.12848>.
- Petchev, O.L., Pontarp, M., Massie, T.M., Kéfi, S., Ozgul, A., Weilenmann, J., Palamara, G.M., Altermatt, F., Matthews, B., Levine, J.M., Childs, D.Z., McGill, B.J., Schaeffer, M.E., Schmid, B., Spaak, P., Beckerman, A.P., Pennekamp, F., Pearce, I. S., Vasseur, D., 2015. The ecological forecast horizon, and examples of its uses and determinants. *Ecol. Lett.* 18 (7), 597–611.
- Polasky, S., Nelson, E., Camm, J., Csuti, B., Fackler, P., Lonsdorf, E., Montgomery, C., White, D., Arthur, J., Garber-Yonts, B., Haight, R., Kagan, J., Starfield, A., Tobolske, C., 2008. Where to put things? Spatial land management to sustain biodiversity and economic returns. *Biol. Conserv.* 141 (6), 1505–1524.
- Pullin, A.S., Stewart, G.B., 2006. Guidelines for Systematic Review in Conservation and Environmental Management. *Conserv. Biol.* 20 (6), 1647–1656. <https://doi.org/10.1111/j.1523-1739.2006.00485.x>. Available at:
- Regan, H.M., Colyvan, M. and Burgman, M.A. (2002) 'A taxonomy and treatment of uncertainty for ecology and conservation biology', *Ecological Applications*, 12(2), pp. 618–628. Available at: [https://doi.org/10.1890/1051-0761\(2002\)012\[0618:ATATOU\]2.0.CO;2](https://doi.org/10.1890/1051-0761(2002)012[0618:ATATOU]2.0.CO;2).
- Ribas, L.G.S., Pressey, R.L., Bini, L.M., 2021. Estimating counterfactuals for evaluation of ecological and conservation impact: an introduction to matching methods. *Biol. Rev.* 96 (4), 1186–1204.
- Robinson, D.T. *et al.* (2018) 'Modelling feedbacks between human and natural processes in the land system', *Earth System Dynamics*, 9(2), pp. 895–914. Available at: <https://doi.org/10.5194/esd-9-895-2018>.
- Rocha, J., Malmborg, K., Gordon, L., Brauman, K., DeClerck, F., 2020. Mapping social-ecological systems archetypes. *Environ. Res. Lett.* 15 (3), 034017.
- Rodrigues, A.S.L. and Cazalis, V. (2020) 'The multifaceted challenge of evaluating protected area effectiveness', *Nature Communications*, 11(1), p. 5147. Available at: <https://doi.org/10.1038/s41467-020-18989-2>.
- Rosa, I.M.D. *et al.* (2017) 'Multiscale scenarios for nature futures', *Nature Ecology & Evolution*, 1(10), pp. 1416–1419. Available at: <https://doi.org/10.1038/s41559-017-0273-9>.
- Rosa, I.M.D., Purvis, A., Alkemade, R., Chaplin-Kramer, R., Ferrier, S., Guerra, C.A., Hurr, G., Kim, HyeJin, Leadley, P., Martins, I.S., Popp, A., Schipper, A.M., van Vuuren, D., Pereira, H.M., 2020. Challenges in producing policy-relevant global scenarios of biodiversity and ecosystem services. *Global Ecol. Conserv.* 22, e00886.
- Rounsevell, M.D.A., Arnett, A., Brown, C., Cheung, W.W.L., Gimenez, O., Holman, I., Leadley, P., Luján, C., Mahevas, S., Marčević, J., Péllissier, R., Verburg, P.H., Vieilledent, G., Wintle, B.A., Shin, Y.-J., 2021. Identifying uncertainties in scenarios and models of socio-ecological systems in support of decision-making. *One Earth* 4 (7), 967–985.
- Sala, E. and Giakoumi, S. (2018) 'No-take marine reserves are the most effective protected areas in the ocean', *ICES Journal of Marine Science*. Edited by P. Linwood, 75(3), pp. 1166–1168. Available at: <https://doi.org/10.1093/icesjms/fsx059>.
- Sala, E., Mayorga, J., Bradley, D., Cabral, R.B., Atwood, T.B., Auber, A., Cheung, W., Costello, C., Ferretti, F., Friedlander, A.M., Gaines, S.D., Garilao, C., Goodell, W., Halpern, B.S., Hinson, A., Kaschner, K., Kesner-Reyes, K., Leprieux, F., McGowan, J., Morgan, L.E., Mouillot, D., Palacios-Abrantes, J., Possingham, H.P., Rechberger, K. D., Worm, B., Lubchenco, J., 2021. Protecting the global ocean for biodiversity, food and climate. *Nature* 592 (7854), 397–402.
- Schleicher, J., Eklund, J., D. Barnes, M., Geldmann, J., Oldekop, J.A., Jones, J.P.G., 2020. Statistical matching for conservation science. *Conserv. Biol.* 34 (3), 538–549.
- Schmidt, P.M. and Peterson, M.J. (2009) 'Biodiversity Conservation and Indigenous Land Management in the Era of Self-Determination', *Conservation Biology*, 23(6), pp. 1458–1466. Available at: <https://doi.org/10.1111/j.1523-1739.2009.01262.x>.
- Schmitz, O.J., Wilms, C.C., Leroux, S.J., Doughty, C.E., Atwood, T.B., Galetti, M., Davies, A.B., Goetz, S.J., 2018. Animals and the zoogeography of the carbon cycle. *Science* 362 (6419).
- Secretariat, C.B.D., 2022. 'Decision adopted by the Conference of the Parties to the Convention on Biological Diversity 15/4. Kunming-Montreal Global Biodiversity Framework', Available at: <https://www.cbd.int/doc/decisions/cop-15/cop-15-dec-04-en.pdf>.
- Singh, G.G., Cisneros-Montemayor, A.M., Swartz, W., Cheung, W., Guy, J.A., Kenny, T.-A., McOwen, C.J., Asch, R., Geffert, J.L., Wabnitz, C.C.C., Sumaila, R., Hanich, Q., Ota, Y., 2018. A rapid assessment of co-benefits and trade-offs among Sustainable Development Goals. *Mar. Policy* 93, 223–231.
- Sitas, N. *et al.* (2019) 'Exploring the usefulness of scenario archetypes in science-policy processes: experience across IPBES assessments', *Ecology and Society*, 24(3), p. art35. Available at: <https://doi.org/10.5751/ES-11039-240335>.
- Smith, R.J., Muir, R.D.J., Walpole, M.J., Balmford, A., Leader-Williams, N., 2003. Governance and the loss of biodiversity. *Nature* 426 (6962), 67–70.
- Smokorowski, K.E., Randall, R.G., Favaro, B., 2017. Cautions on using the Before-After-Control-Impact design in environmental effects monitoring programs. *FACETS* 2 (1), 212–232.
- Soto-Navarro, C.A. *et al.* (2021) 'Towards a multidimensional biodiversity index for national application', *Nature Sustainability*, pp. 1–10. Available at: <https://doi.org/10.1038/s41893-021-00753-z>.
- Stehfest, E. *et al.* (2019) 'Key determinants of global land-use projections', *Nature Communications*, 10(1), p. 2166. Available at: <https://doi.org/10.1038/s41467-019-09945-w>.
- Stout, T.L., Majerova, M., Neilson, B.T., 2017. Impacts of beaver dams on channel hydraulics and substrate characteristics in a mountain stream. *Ecohydrology* 10 (1), e1767.
- Strassburg, B.B.N., Iribarrem, A., Beyer, H.L., Cordeiro, C.L., Crouzeilles, R., Jakovac, C. C., Braga Junqueira, A., Lacerda, E., Latawiec, A.E., Balmford, A., Brooks, T.M., Butchart, S.H.M., Chazdon, R.L., Erb, K.-H., Brancalion, P., Buchanan, G., Cooper, D., Díaz, S., Donald, P.F., Kapos, V., Leclère, D., Miles, L., Obersteiner, M., Plutzer, C., de M. Scaramuzza, C.A., Scarano, F.R., Visconti, P., 2020. Global priority areas for ecosystem restoration. *Nature* 586 (7831), 724–729.
- Swartz, W., Rashid Sumaila, U., Watson, R., Pauly, D., 2010. Sourcing seafood for the three major markets: The EU, Japan and the USA. *Mar. Policy* 34 (6), 1366–1373.
- Sze, J.S., Carrasco, L.R., Childs, D., Edwards, D.P., 2021. 'Reduced deforestation and degradation in Indigenous Lands pan-tropically', *Nature Sustainability* [Preprint]. Available at: 5 (2), 123–130.
- Tengö, M., Brondizio, E.S., Elmqvist, T., Malmer, P., Spierenburg, M., 2014. Connecting Diverse Knowledge Systems for Enhanced Ecosystem Governance: The Multiple Evidence Base Approach. *Ambio* 43 (5), 579–591.
- Tittensor, D.P. *et al.* (2017) 'A protocol for the intercomparison of marine fishery and ecosystem models: Fish-MIP v1.0', *Geoscientific Model Development Discussions*, pp. 1–39. Available at: <https://doi.org/10.5194/gmd-2017-209>.
- UNDESA (2021) *United Nations Global Sustainable Development Goals Database, SDG Indicators*. Available at: <https://unstats.un.org/sdgs/indicators/database/> (Accessed: 15 September 2021).
- Unstats, 2022. Global indicator framework for the Sustainable Development Goals and targets of the 2030 Agenda for Sustainable Development. United Nations Statistical Commission. Available at: <https://unstats.un.org/sdgs/indicators/indicators-list/>.
- Urban, M.C., Bocedi, G., Hendry, A.P., Mihoub, J.-B., Pe'er, G., Singer, A., Bridle, J.R., Crozier, L.G., De Meester, L., Godsoe, W., Gonzalez, A., Hellmann, J.J., Holt, R.D., Huth, A., Johst, K., Kwilinski, C.B., Leadley, P.W., Palmer, S.C.F., Pantel, J.H., Schmitz, A., Zollner, P.A., Travis, J.M.J., 2016. Improving the forecast for biodiversity under climate change. *Science* 353 (6304).
- Urban, M.C. *et al.* (2022) 'Coding for Life: Designing a Platform for Projecting and Protecting Global Biodiversity', *BioScience*, 72(1), pp. 91–104. Available at: <https://doi.org/10.1093/biosci/biab099>.
- van Oudenhoven, A.P.E., Schröter, M., Drakou, E.G., Geijzenborffer, I.R., Jacobs, S., van Bodegom, P.M., Chazee, L., Czúcz, B., Grunewald, K., Lillebø, A.I., Mononen, L., Nogueira, A.J.A., Pacheco-Romero, M., Perennou, C., Remme, R.P., Rova, S., Syrbe, R.-U., Tratalos, J.A., Vallejos, M., Albert, C., 2018. Key criteria for developing ecosystem service indicators to inform decision making. *Ecol. Ind.* 95, 417–426.

- Waldron, A., Miller, D.C., Redding, D., Mooers, A., Kuhn, T.S., Nibbelink, N., Roberts, J. T., Tobias, J.A., Gittleman, J.L., 2017. Reductions in global biodiversity loss predicted from conservation spending. *Nature* 551 (7680), 364–367.
- Walters, M. and Scholes, R.J. (eds) (2017) *The GEO Handbook on Biodiversity Observation Networks*. Cham: Springer International Publishing. Available at: <https://doi.org/10.1007/978-3-319-27288-7>.
- Weiskopf, S.R. et al. (2022) 'A Conceptual Framework to Integrate Biodiversity, Ecosystem Function, and Ecosystem Service Models', *BioScience*, 72(11), pp. 1062–1073. Available at: <https://doi.org/10.1093/biosci/biac074>.
- Wilkinson, M.D. et al. (2016) 'The FAIR Guiding Principles for scientific data management and stewardship', *Scientific Data*, 3(1), p. 160018. Available at: <https://doi.org/10.1038/sdata.2016.18>.
- Willby, N.J., Law, A., Levanoni, O., Foster, G., Ecke, F., 2018. Rewilding wetlands: beaver as agents of within-habitat heterogeneity and the responses of contrasting biota. *Phil. Trans. R. Soc. B* 373 (1761), 20170444.
- Willcock, S., Martínez-López, J., Hooftman, D.A.P., Bagstad, K.J., Balbi, S., Marzo, A., Prato, C., Sciandrello, S., Signorello, G., Voigt, B., Villa, F., Bullock, J.M., Athanasiadis, I.N., 2018. Machine learning for ecosystem services. *Ecosyst. Serv.* 33, 165–174.
- Willcock, S., Hooftman, D.A.P., Blanchard, R., Dawson, T.P., Hickler, T., Lindeskog, M., Martínez-López, J., Reyers, B., Watts, S.M., Eigenbrod, F., Bullock, J.M., 2020. Ensembles of ecosystem service models can improve accuracy and indicate uncertainty. *Sci. Total Environ.* 747, 141006.
- Wohl, E., 2013. Landscape-scale carbon storage associated with beaver dams: CARBON STORAGE AND BEAVER DAMS. *Geophys. Res. Lett.* 40 (14), 3631–3636.

#### Further reading

- Baylis, K., Honey-Rosés, J., Börner, J., Corbera, E., Ezzine-de-Blas, D., Ferraro, P.J., Lapeyre, R., Persson, U.M., Pfaff, A., Wunder, S., 2016. Mainstreaming Impact Evaluation in Nature Conservation: Mainstreaming impact evaluation. *Conserv. Lett.* 9 (1), 58–64.