



Cleaning up and Marketing OHSU Digital Collections

Pamela Pierce

Digital Scholarship and Repository Librarian

piercepa@ohsu.edu

Overview

Brief Description of Tind

Key Lessons for Clean-up

Marketing of New Platform

[Search](#) [Browse...](#) [Get info...](#) [Get help...](#)



Digital Collections

Search

[Search Tips](#) :: [Advanced Search](#)



Tind IR/DA

Hosted solution. The beauty of this!

All of the work we did on our submission forms has paid off

Ease of searching. Edit using MARC fields

Publication date*

For works that have not been previously published, enter the creation date.

YYYY-MM-DD

Language*

Select the language of the work.

English

Keyword*

Please enter at least one free-text keyword or key phrase that describes what the work is about. Use the plus sign to add more.

Topical subject

Select the topical subject terms (using MeSH) that describe what the work is about. For help choosing subject terms, refer to our [guide](#).

Subject



Identifier

Geographical subject

Select any geographical subject terms, if appropriate.

Subject




Identifier

Publisher

The organization that published the work. For submissions of student and employee work, enter Oregon Health and Science University.


Oregon Health and Science University

Clean-Up




1. Use OpenRefine for some departments and programs
2. Some done within records by adding things like collection fields
3. Prioritizing clean-up that will help students be able to easily browse example projects

Marketing



1. [Initial blog post](#)
2. Following-up on relationships already in development
3. Students being able to browse by mentors



OHSU Digital Collections Website
<https://digitalcollections.ohsu.edu/>



Contact Me
piercepa@ohsu.edu

Thank You