



Party Halls in African Town: Case of Economic Capital of Burundi, Bujumbura.

HABARUGIRA Viateur; NKURUNZIZA Jean De Dieu; CONGERA Anaclet

Abstract

This paper proposes a classification of some halls very modern in Bujumbura economic capital of Burundi. A survey whose target population is the set of individuals regularly participating in the various festivals in Bujumbura, the economic capital of Burundi was put into action. An analysis of the data and interpretation of the results is made. These results conclude that there is a visible lack of well-developed halls on international measures in Bujumbura.

Keyword: Party halls; sound system; Table of honor; Comfort; Security; Decoration.

Published Date: 5/1/2020

Page.21-28

Vol 8 No 05 2020

DOI: <https://doi.org/10.31686/ijer.vol8.iss5.2262>

Party Halls in African Town: Case of Economic Capital of Burundi, Bujumbura.

HABARUGIRA Viateur (Corresponding author)

E-mail: viateurhaba@gmail.com

Cell Phone: +25779126390

Dept. of Natural Sciences, Ecole Normale Supérieure,
Bujumbura, Burundi.

NKURUNZIZA Jean De Dieu

Dept. of Natural Sciences, Ecole Normale Supérieure,

E-mail: jnens2020@gmail.com

Bujumbura, Burundi.

CONGERA Anaclet

Dept. of Sciences, Université du Burundi,

E-mail: anaclet.congera@ub.edu.bi

Bujumbura, Burundi.

Abstract

This paper proposes a classification of some halls very modern in Bujumbura economic capital of Burundi. A survey whose target population is the set of individuals regularly participating in the various festivals in Bujumbura, the economic capital of Burundi was put into action. An analysis of the data and interpretation of the results is made. These results conclude that there is a visible lack of well-developed halls on international measures in Bujumbura.

Keywords: Party halls; sound system; Table of honor; Comfort; Security; Decoration.

1. Introduction

A party hall is defined as a building which is similar to a multi-purpose hall with possibly the space which surrounds it, a flagship structure within a city [Gressey, 1934], [Annee-Laure, 2015]. In Africa, some party system is institutionalized [Anja, 2012]. In Burundi, parties are collective moments organized in honor of a person, important events or in commemoration of the birthday. In general, this is an occasion for rejoicing; but there are also serious or sad festivals (feast of mourning). The celebrations are periodic (annual, monthly, weekly) or accidental (to celebrate a victory, an inauguration, a birth, and a death), public and private. The working population of Bujumbura, the economic capital of Burundi, exceeds 1,155,678 inhabitants [Sibaye, 2014]. A growing part of employees work in the tertiary sector [Achikbache, 2014].

Bujumbura's attraction is explained by the presence of activities and its economic dynamism in comparison with the rest of the country. This is the fundamental reason for migration to the Burundian economic capital. Bujumbura airport and port play an essential role in the flow of economic flows [Achikbache, 1981]. Given its active population and economic dynamism, the economic capital Bujumbura-Burundi is home to several holiday celebrations which bring together several categories of people (administrative authorities, civil servants, traders ...). Despite the efforts made by individuals and the town hall, the economic capital Bujumbura is finding it difficult to have adequate, modern, multipurpose party halls. Halls that are available to residents to host all kinds of events (weddings, birthdays, meetings, concerts, dance, mourning, etc.). Halls that are arranged with everything necessary: sound system, security, comfort, head tables, stage parking, changing halls, toilet. The objective of this article is to highlight the situation of day-to-day party halls, i.e to check whether the party halls in the economic capital of Burundi are in admirable conditions by the users and then to suggest improvements necessary to make these user-friendly places. The rest of the paper is organized as follows. We give the materials and methods in Section 2. Results and discussion are showed in Section 3 and finally the conclusion and recommendations appear in Section 4.

2. Materials and methods

2.1. Study area

The city of Bujumbura, the economic capital of Burundi, is located in the west of the country in the Bujumbura province, on the shore of Lake Tanganyika. The municipality of Bujumbura is an administrative entity with legal personality and management autonomy. The economic capital of Burundi is subdivided into three urban communes: Ntahangwa, Mukaza and Muha including six zones for Ntahangwa commune namely Kamenge, Kinama, Cibitoke, Ngagara, Buterere and Gihosha. Four zones for Mukaza commune: Rohero, Nyakabiga, Bwiza and Buyenzi zones and finally for the Muha commune, we have three zones such as Musaga, Kanyosha and Kinindo zones. Each zone is subdivided into as many districts as its extent requires [Mwindulwa, 2007]. The 70% of active people in Bujumbura are employed in the tertiary sector, 16% in the secondary sector, only 14% are in the primary sector. Bujumbura is not only the seat of government but also the highest military, political and union bodies. Finally, all banks credit and savings organizations have their headquarters in Bujumbura, which is particularly dynamic for the development of commercial activities. The economic capital gathers 70% of the official traders of Burundi. In trade, Burundian wholesalers, hotels and restaurants are constantly increasing, although the foreign, Asian (Pakistanis, Indians, Arabs of the Gulf Emirates) and European (Greeks especially) presence remains significant [Holzschuch, 1994, [Xavier, 2000]. In popular neighborhoods, small shops are everywhere. The number of traders is greater the more the trade is more fragmented in order to allow the less fortunate to buy products individually or in very small quantities (for example cigarettes or sugar).

2.2. Sampling method

Our study is based on accidental sampling method. This technique is often used by journalists to paint a picture of the variety of opinions that people may have on a hot topic. The target population is the set of all individuals who participate massively in different festivals taking place in Bujumbura, the economic capital

of Burundi. We consider that an individual or statistical unit is any person who has already participated in at least one party which took place in one of the halls in the economic capital of Burundi. Here we report that the sample size $n = 51$. To allow checks that the terms are understandable, unequivocal and unambiguous, logical order of the questions, questionnaire in accordance with the objective sought; we actually tested our questionnaire on a small sample, different from the one made for the survey. Data analysis was done using statistical software called Sphinx.

2.3. Data

Each respondent chooses one of the party-halls deemed to be very accepted; and then he responds all questions of the questionnaire on the hall that he chooses. For this, the most frequented halls as indicated by the participants on the survey are the following: Youca Beach (=Youca_B), Petit seminaire (=Petit_S) : (Small seminar), Détente (Relaxation), Cristal Palace (=Cristal_P), Kadesh. Other party-halls chosen with a small proportion were indicated overall with an indicator "Others". Note that the evaluation criteria are related to the following measures: Sound system, table of honor, Comfort, Security, Decoration.

3. Results and Discussion

Here, we discuss the results that we have found from our analysis as well as the significance of our research work. These results must be presented with absolute clarity since they constitute the very essence of the paper and the idea that they convey. Above all, it is a matter of highlighting significant or positive results, possibly with tables and graphs, but it is also profitable to point out non-significant results or negative aspects.

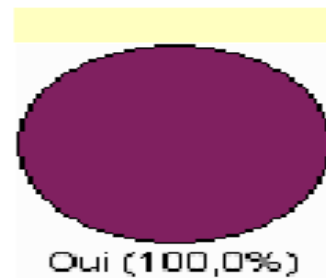
3.1 Results

The results are given in absolute frequency and in relative frequency (%). In this first part, we present the tables and graphs of the results obtained. **Nb** indicates the number of respondents (absolute frequency) and **%cit** represents the relative frequency as said above. In order to facilitate analysis and discussions, we consider two choices of answers: rather satisfied and very satisfied and we attribute to the rather satisfied a consideration of 60% and to the very satisfied a consideration of 90%. Note that the other possibilities of the answers show already that the improvement of the party halls is necessary. The results are presented in the form of tables and graphs.

Table 1: Frequencies (absolute and relative) of yes and no for participation at least in a party. Here Oui means Yes and Non means No.

Participer dans une fête

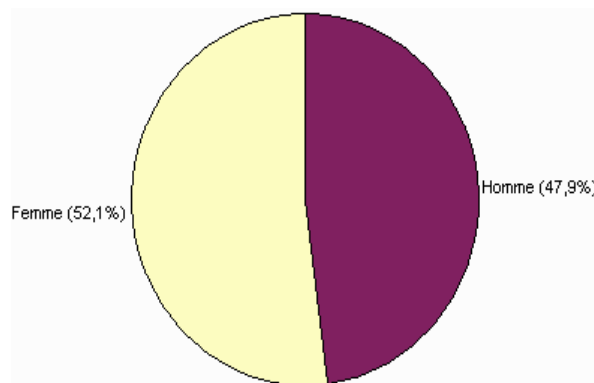
	Nb	% cit.
Oui	51	100,0%
Non	0	0,0%
Total	51	100,0%



Participation in the ceremonies has been 100% confirmed. This is explained by the Burundian culture where wedding parties are more famous and highly regarded.

Table 2: Frequencies (absolute and relative) of respondents taking into account their gender : Female (Femme) and Male (Homme).

	Nb	% cit.
Male (Homme)	23	47.9%
Female (Femme)	25	52.1%
Total	48	100.0%

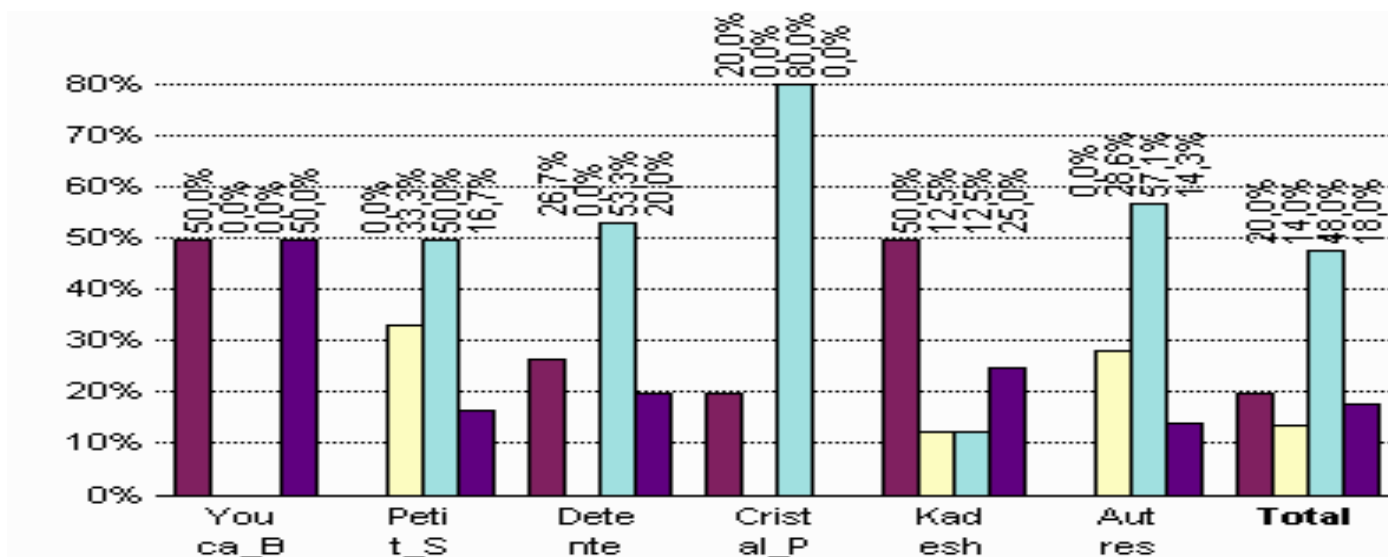


Participation was 47.9% for men and 52.1% for women. more than men in Burundi, especially in the Bujumbura.

This is very normal, since women like parties

Table 3: Relative frequencies of respondents for each room, taking sound system into account

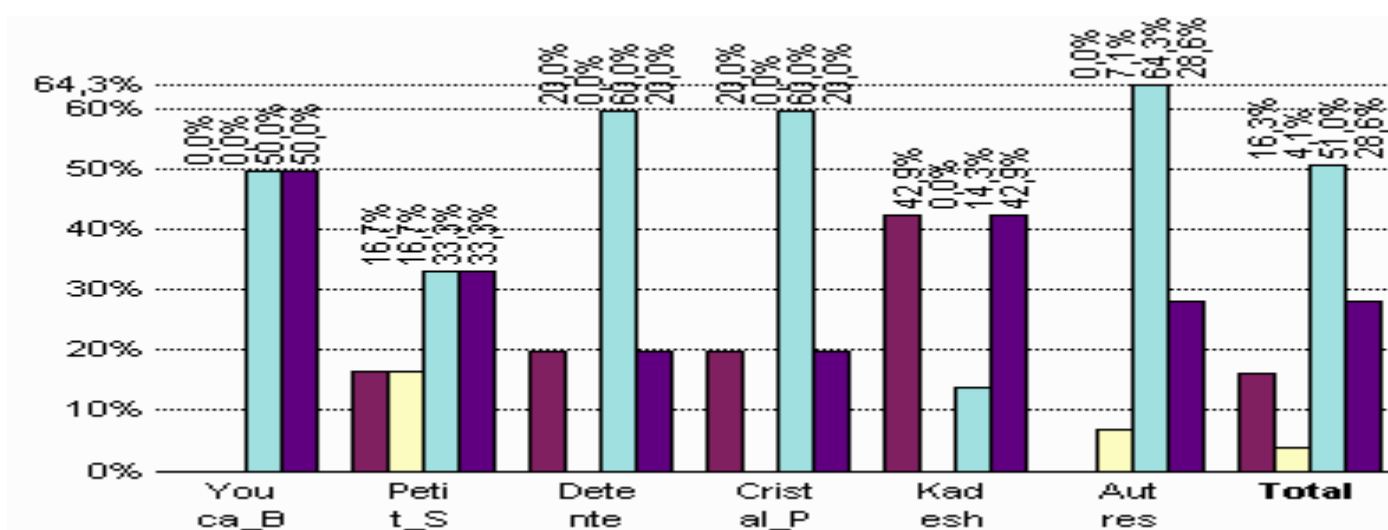
	Youca_B	Petit_S	Detente	Cristal_P	Kadesh	Autres	Total
Not at all satisfied	50.0%	0.0%	26.7%	20.0%	50.0%	0.0%	20.0%
Rather not satisfied	0.0%	33.3%	0.0%	0.0%	12.5%	28.6%	14.0%
Rather satisfied	0.0%	50.0%	53.3%	80.0%	12.5%	57.1%	48.0%
Very satisfied	50.0%	16.7%	20.0%	0.0%	25.0%	14.3%	18.0%
Total	100.0%	100.0%	100.0%	100.0%	100.0%	100.0%	100.0%



Overall, 48% of the participants on this survey are rather satisfied with the sound system and 18% are completely satisfied. Among these halls, Le Petit séminaire (Small seminar) satisfies the participants well to 50% and dominates in sound system compared to others. Cristal palace also comes in a good position with 80% on the "rather satisfied" consideration.

Table 4: Relative frequencies of respondents taking into account the head table

	Youca_B	Petit_S	Detente	Cristal_P	Kadesh	Autres	Total
Not at all satisfied	0.0%	16.7%	20.0%	20.0%	42.9%	0.0%	16.3%
Rather not satisfied	0.0%	16.7%	0.0%	0.0%	0.0%	7.1%	4.1%
Rather satisfied	50.0%	33.3%	60.0%	60.0%	14.3%	64.3%	51.0%
Very satisfied	50.0%	33.3%	20.0%	20.0%	42.9%	28.6%	28.6%
Total	100.0%	100.0%	100.0%	100.0%	100.0%	100.0%	100.0%

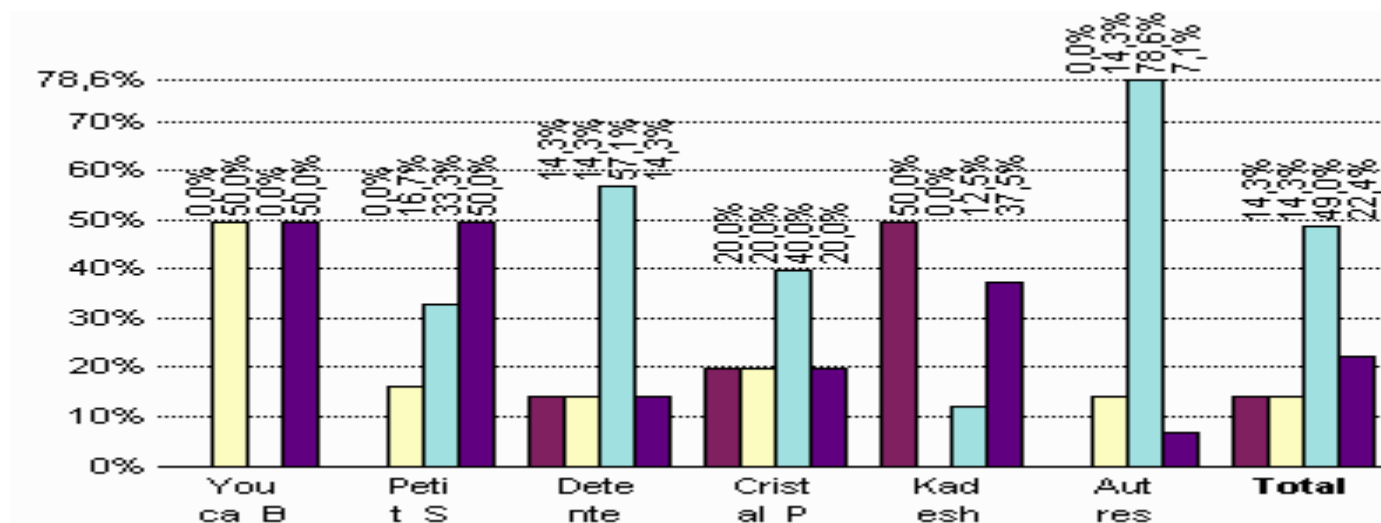


Youca beach takes the place of satisfying participants well at 50% (very satisfied). Detente and Cristal

palace occupy 60% for rather satisfied. Note that overall, only 20.6% are completely satisfied and 51% are somewhat satisfied with regard to the head table.

Table 5: Relative frequencies of respondents taking confort into account

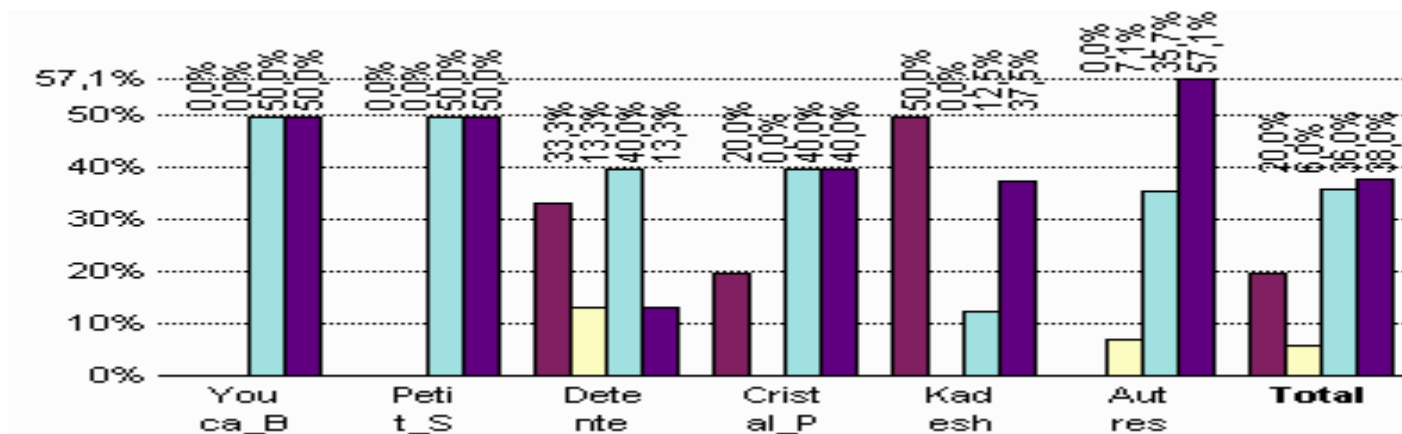
	Youca_B	Petit_S	Detente	Cristal_P	Kadesh	Autres	Total
Not at all satisfied	0.0%	0.0%	14.3%	20.0%	50.0%	0.0%	14.3%
Rather not satisfied	50.0%	16.7%	14.3%	20.0%	0.0%	14.3%	14.3%
Rather satisfied	0.0%	33.3%	57.1%	40.0%	12.5%	78.6%	49.0%
Very satisfied	50.0%	50.0%	14.3%	20.0%	37.5%	7.1%	22.4%
Total	100.0%	100.0%	100.0%	100.0%	100.0%	100.0%	100.0%



Youca beach still takes the place of satisfying participants well at 50% and Détente (Relaxation) occupies 57.1% for those who are rather satisfied. Overall, completely satisfied occupies 22.4% and most satisfied 49%.

Tableau 6 : Relative frequencies of respondents considering security

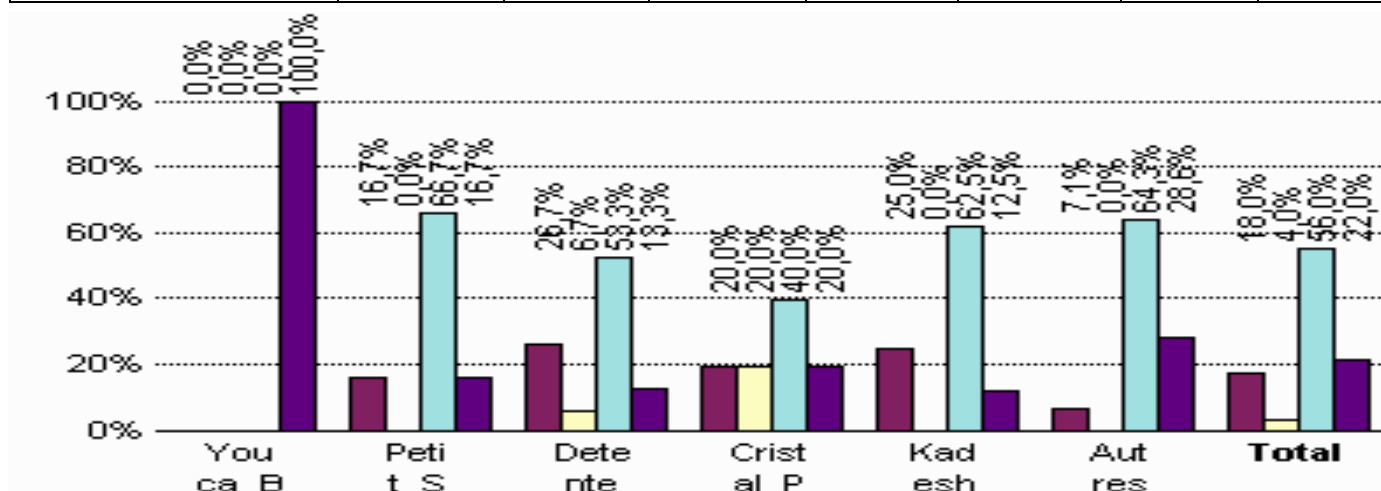
	Youca_B	Petit_S	Detente	Cristal_P	Kadesh	Autres	Total
Not at all satisfied	0.0%	0.0%	33.3%	20.0%	50.0%	0.0%	20.0%
Rather not satisfied	0.0%	0.0%	13.3%	0.0%	0.0%	7.1%	6.0%
Rather satisfied	50.0%	50.0%	40.0%	40.0%	12.5%	35.7%	36.0%
Very satisfied	50.0%	50.0%	13.3%	40.0%	37.5%	57.1%	38.0%
Total	100.0%	100.0%	100.0%	100.0%	100.0%	100.0%	100.0%



Small seminar and Youca beach completely satisfy the participants to 50% and take the first place compared to the others. We find that 38% are completely satisfied overall considering the totals and rather satisfied at 38 %.

Table 7 : Relative frequencies of respondents considering the decoration

	Youca_B	Petit_S	Detente	Cristal_P	Kadesh	Autres	Total
Not at all satisfied	0.0%	16.7%	26.7%	20.0%	25.0%	7.1%	18.0%
Rather not satisfied	0.0%	0.0%	6.7%	20.0%	0.0%	0.0%	4.0%
Rather satisfied	0.0%	66.7%	53.3%	40.0%	62.5%	64.3%	56.0%
Very satisfied	100.0%	16.7%	13.3%	20.0%	12.5%	28.6%	22.0%
Total	100.0%	100.0%	100.0%	100.0%	100.0%	100.0%	100.0%



Youca beach takes the record with 100% completely satisfied with the decor followed by the Petit Seminaire (small seminar) with 66.7% of everything satisfied. Note that it is the 22% in the totals that are completely satisfied with regard to the decoration.

3.2 Discussion

Ultimately, we find all participants in non-satisfaction by considering all the measures in different party halls. The relative frequencies linked to the indicators: rather satisfied and very satisfied on all measures

considered do not reach 50%. Note that if we consider each measure separately, some halls try to adapt to the needs of the participants. We note for example Youca beach and Petit seminaire (Small seminar).

4. Conclusion et Recommendations

This study can help who want to invest for an admirable party halls.

An improvement is urgent to be able to keep this good culture of celebration of the parties in well-appointed places. There should be halls that welcoming, technical and multipurpose. They would be available to residents to host all kinds of events (weddings, birthdays, meetings, concerts, dance, mourning, etc.). They must be arranged with everything necessary: sound system, comfort, security, decoration; etc. In addition, these party halls should have scenes, changing rooms, toilets and storage rooms. They will have to be surrounded by modern parking lots and decoration with green spaces. The interior should be equipped with tables, chairs, suitable air conditioning. Public accessibility standards for such a room would be ensured.

5. References

- [1] P. G. Cressey, "A Sociological Study in Commercialized Recreation and City Life," *American Journal of Sociology*, Vol.40, No.1, 1934, pp. 123-124.
- [2] P. Annee-Laure, "Création d'une salle des fêtes à La Roche sur Foron (74)," *Universite Francois-Rabelais Tours*, 2015.
- [3] O. Anja, "Party system institutionalization in Ghana and Senegal," *Journal of Asian and African Studies*, 48(5) 577–593,2012, DOI: 10.1177/0021909612465720.
- [4] J. T. Sibaye, "Perspectives Economiques en Afrique," *Burundi*, 2014.
- [5] C. Achikbache, P.J.J. Nyamoya, and F.Srouji, "La population musulmane de Bujumbura: ses caractéristiques démographiques et socio-économiques," *Université du Burundi, Bujumbura*, 1981.
- [6] H. L. Mwindulwa, *Impact de la decentralization territorial sur developpement en RDC*, *Universite officielle de Bukavu, Memoire Online*, 2007.
- [7] M. H. Holzschuch, "La cité sans ville: Tulear, Sud-Ouest de Madagascar," *Géographie et Culture*, No 11, 1994.
- [8] D. Xavier. *La ville aujourd'hui entre Public et Privé: Colloque, Nanterre (FRA)*, 2000/10/25-26.