

JAMES, E., BUTLER, T., NICHOLS, S., GOODALL, S. and O'DOHERTY, A.F. 2023. Provision of dietary education in UK-based cardiac rehabilitation: a cross-sectional survey conducted in conjunction with the British Association for Cardiovascular Prevention and Rehabilitation. *British journal of nutrition* [online], First View. Available from: <https://doi.org/10.1017/S0007114523002374>

Provision of dietary education in UK-based cardiac rehabilitation: a cross-sectional survey conducted in conjunction with the British Association for Cardiovascular Prevention and Rehabilitation.

JAMES, E., BUTLER, T., NICHOLS, S., GOODALL, S. and O'DOHERTY, A.F.

2023

© The Author(s), 2023. Published by Cambridge University Press on behalf of The Nutrition Society. This is an Open Access article, distributed under the terms of the Creative Commons Attribution licence (<http://creativecommons.org/licenses/by/4.0/>), which permits unrestricted re-use, distribution and reproduction, provided the original article is properly cited. Supplementary materials are appended after the main text of this document.



Provision of dietary education in UK-based cardiac rehabilitation: a cross-sectional survey conducted in conjunction with the British Association for Cardiovascular Prevention and Rehabilitation

Emily James^{1,2,3*}, Tom Butler^{4,5}, Simon Nichols^{6,7}, Stuart Goodall¹ and Alasdair F. O'Doherty¹

¹Department of Sport, Exercise and Rehabilitation, Northumbria University, Newcastle-Upon-Tyne NE1 8ST, UK

²Diabetes Research Centre, University of Leicester, Leicester, UK

³National Institute for Health Research (NIHR) Leicester Biomedical Research Centre, University Hospitals of Leicester NHS Trust and the University of Leicester, Leicester, UK

⁴Faculty of Health, Social Care and Medicine, Edge Hill University, Ormskirk, UK

⁵Cardiorespiratory Research Centre, Edge Hill University, Ormskirk, UK

⁶School of Nursing, Midwifery and Paramedic Practice, Robert Gordon University, Aberdeen, UK

⁷Advanced Wellbeing Research Centre, Sheffield Hallam University, Sheffield, UK

(Submitted 26 April 2023 – Final revision received 16 October 2023 – Accepted 18 October 2023)

Abstract

Dietary education is a core component of cardiac rehabilitation (CR). It is unknown how or what dietary education is delivered across the UK. We aimed to characterise practitioners who deliver dietary education in UK CR and determine the format and content of the education sessions. A fifty-four-item survey was approved by the British Association for Cardiovascular Prevention and Rehabilitation (BACPR) committee and circulated between July and October 2021 via two emails to the BACPR mailing list and on social media. Practitioners providing dietary education within CR programmes were eligible to respond. Survey questions encompassed: practitioner job title and qualifications, resources, and the format, content and individual tailoring of diet education. Forty-nine different centres responded. Nurses (65.1%) and dietitians (55.3%) frequently provided dietary education. Practitioners had no nutrition-related qualifications in 46.9% of services. Most services used credible resources to support their education, and 24.5% used BACPR core competencies. CR programmes were mostly community based (40.8%), lasting 8 weeks (range: 2–25) and included two (range: 1–7) diet sessions. Dietary history was assessed at the start (79.6%) and followed up (83.7%) by most centres; barriers to completing assessment were insufficient time, staffing or other priorities. Services mainly focused on the Mediterranean diet while topics such as malnutrition and protein intake were lower priority topics. Service improvement should focus on increasing qualifications of practitioners, standardisation of dietary assessment and improvement in protein and malnutrition screening and assessment.

Keywords: Cardiac rehabilitation: Dietetics: Education: Health service

A healthy diet is arguably the most controversial modifiable risk factor within cardiac rehabilitation (CR) for secondary prevention of CVD. Abundance of contradictory information on foods or specific nutrients, uncritical media coverage of some low-quality nutritional research studies and the limited quality of nutrition training of healthcare professionals, outside of dietetics, likely contribute to these controversies^(1–3).

Recent guidelines and recommendations from the American Heart Association⁽⁴⁾, British Association for Cardiovascular Prevention and Rehabilitation (BACPR)⁽⁵⁾ and European Society of Cardiology⁽⁶⁾ agree on the major components of a

cardioprotective diet: plentiful and varied fruits and vegetables, wholegrains, lean sources of protein, limited processed food and alcohol and unsaturated fats as the predominant dietary fat source. These guidelines should help standardise dietary education in CR. However, in some cases, the evidence base is inconclusive or divisive.^(7–10) Furthermore, co-existing diabetes (20–50% of people with CVD)^(11–14), obesity (40–70% of people with CVD)^(15,16), chronic kidney disease (23–28% of people with CVD)^(17,18), chronic obstructive pulmonary disease (11–35% of people with CVD)^(19,20) and sarcopenia (18–35% of people with CVD)^(21,22) add complexity to the nutritional needs

Abbreviations: BACPR, British Association for Cardiovascular Prevention and Rehabilitation; CR, cardiac rehabilitation; IQR, inter-quartile range.

* **Corresponding author:** Emily James, email ejc1@le.ac.uk



of people living with CVD. Knowledge, understanding and guidelines for nutritional support in CR are continually developing.⁽⁵⁾ Therefore, skilled and knowledgeable practitioners are needed to provide dietary education. Globally, clinicians from multiple professions, including dietitians, nurses, doctors and nurse educators, deliver nutritional education or diet-related care as part of secondary prevention of CVD⁽²³⁾, diabetes^(24,25) and non-alcoholic fatty liver disease⁽²⁶⁾. However, which practitioners deliver dietary education in CR in the UK is currently unknown.

Evidence to support implementation of dietary guidelines in practice is often derived from randomised controlled trials, such as the Lyon Diet Heart Study⁽²⁷⁾ or CORDIOPREV study⁽²⁸⁾, and prospective cohort studies, including those previously reviewed⁽²⁹⁾. It is important to understand how, and by whom, dietary education is provided in CR centres to ensure consistent, high-quality practice is being delivered across the UK. It is unknown whether guidelines are effectively implemented in clinical practice.

The aim of this cross-sectional survey was to: (1) characterise practitioners who provide dietary education in UK-based CR and (2) understand the format and content of dietary education in UK-based CR.

Methods

Study design

This voluntary, open, cross-sectional, electronic survey was uploaded to the Online Surveys platform (Jisc) and disseminated to UK-based CR providers in conjunction with the BACPR. The methods and results are reported in accordance with the Strengthening the Reporting of Observational Studies in Epidemiology – nutritional epidemiology (STROBE-nut) checklist⁽³⁰⁾.

Sample

Any practitioners responsible for providing dietary education at a UK-based CR programme, including early and long-term maintenance CR, were eligible to submit a survey response after providing informed consent. Practitioners working at CR centres outside of the UK, or without a dietary education component, were ineligible.

Survey development

The survey content was developed by the research team, comprising academics and a dietitian, and approved by members of the BACPR elected council. The first page of the online survey outlined the purpose and demands of the study, inclusion and exclusion criteria, estimated time for completion and the researchers' data management plan. Survey questions were designed to investigate: (1) the profession and qualifications of dietary education providers, (2) the resources that they use to inform the dietary advice they give to patients, (3) the content and delivery method of diet sessions and (4) and the extent to which educational content is individually tailored. The final version of the online survey can be found in online Supplementary Material 1.

Electronic information was stored on secure, password-protected Online Surveys and Northumbria University OneDrive accounts. The survey totalled seventeen pages, incorporating study information, screening and consent questions, and thirty-nine (thirty-seven mandatory) multiple choice and fifteen (nine mandatory) free-text response questions. For nineteen multiple choice questions, selection of 'other' as a response generated a mandatory free-text box. Non-response to mandatory questions prohibited progression to the next survey page. Survey progress was displayed throughout, and respondents could review and change their answers using the 'Previous' button on each page.

One response was permitted from each CR centre. To identify duplicate responses, participants confidentially provided the name and location of their CR centre. Duplicate responses were filtered using the following selection criteria: (1) dietitian responses were preferred, (2) the most complete response from each centre and (3) the earliest submission.

Survey dissemination

Before dissemination, the functionality of the online survey was tested by the authors. The survey was open between 1st July 2021 and 31st October 2021 and distributed via email and social media platforms (Twitter) belonging to the authors and the BACPR. Recruitment emails (online Supplementary Material 2) were sent to 869 BACPR members via the BACPR mailing list on two occasions: 19th July 2021 and 1st October 2021. Social media posts included a brief description of the survey aim and target demographic, and a link to the survey site. No incentives were offered for participation.

Data analysis

Responses collected via Online Survey were downloaded into commercial software (IMB SPSS Statistics, version 27.0). Most (85 %) survey questions were mandatory to avoid accumulation of partial datasets.

Categorical data are reported as frequency and percentage. Continuous data are reported as median with inter-quartile range (IQR), minimum and maximum values. Two non-mandatory tick-box questions asked practitioners to rank variables based on their inclusion in standard practice or identify them as 'not applicable'. Where ranking questions were partially completed, the missing data were grouped with 'not applicable'. Free-text responses submitted under the option 'other' for multiple choice questions were grouped with existing tick-box responses, where appropriate, or entered as their own category. Where free-text responses required a numerical value, and the respondent provided a range, the median value was taken. Uninterpretable or implausible responses were noted and removed. All other free-text responses were exported to NVivo V.12 Pro for enumerative content analysis.⁽³¹⁾ All responses were coded inductively⁽³²⁾. Initial categories were visualised using the NVivo Hierarchy Chart tool to identify emerging patterns. Overarching and sub-categories were then refined before re-coding the data into final categories⁽³²⁾. The frequency and/or percentage that each category and sub-category features in the responses received are reported.



Results

Survey responses

Sixty-one visits to the survey site were registered; 12 were ineligible/duplicate responses (Fig. 1). We analysed forty-nine survey responses. The included CR centres were located across all regions of the UK (Fig. 2) and primarily delivered early rehabilitation (n 38, 77.6%), long-term maintenance rehabilitation (n 3, 6.1%) or both equally (n 8, 16.3%).

Practitioner demographics

Survey responses were contributed by the following professionals who provided dietary education in UK CR: dietitians (n 11, 22.4%), specialist nurses (n 23, 46.9%), exercise professionals (n 8, 16.3%), physiotherapists (n 5, 10.2%), CR specialist (n 1, 2.0%) and an assistant practitioner (n 1, 2.0%). Most respondents were not solely responsible for providing dietary education at their CR centre (n 40, 81.6%). According to those health professionals from which survey responses were taken on each centres behalf, dietary education was also being provided by a dietitian (n 19, 47.5%), specialist nurse (n 14, 35.0%), healthcare assistant (n 2, 5.0%), physiotherapist (n 1, 2.5%), CR practitioner (n 1, 2.5%), paramedic (n 1, 2.5%) and assistant practitioner (n 1, 2.5%). Twenty-seven (55.1%) CR centres employed at least one dietitian to deliver dietary education at their programme. Practitioners providing dietary education were employed under NHS pay-scale bands three (n 2, 4.1%), four (n 4, 8.2%), five (n 8, 16.3%), six (n 31, 63.3%), seven (n 31, 63.3%) and eight (n 2, 4.1%), where higher bands indicate seniority. One practitioner was self-employed (2.0%) and two responded 'not applicable' (4.1%). Dietitians were employed under NHS pay-scale bands five (n 5, 18.5%), six (n 16, 59.3%) and seven (n 6, 22.2%). Three (6.1%) respondents were unsure of their dietitian colleagues' pay band. Considering their entire job scope, Fig. 3 shows the typical weekly distribution of time practitioners spent on CR and nutrition. 28.6% of practitioners spent less than half a day per week (<0.1 whole-time equivalent) on nutrition. 79.6% of practitioners spent ≤ 0.5 whole-time equivalent on nutrition.

Around half of CR centres had practitioners with no formal nutrition-related qualifications providing dietary education (n 23, 46.9%). Highest-level qualifications specifically related to nutrition were a BACPR 1-d course (n 13, 26.5%), undergraduate (n 15, 30.6%) or post-graduate (n 8, 16.3%) degree in dietetics, undergraduate degree in nutrition (n 1, 2.0%) or level three (n 5, 10.2%), four (n 2, 4.1%) or five (n 2, 4.1%) nutrition-related courses. Ten (25.0%) respondents were unsure of their colleagues' highest level of nutrition-related qualification.

Programme characteristics

CR programmes were hospital (n 5, 10.2%), community (n 20, 40.8%) or home based (n 3, 6.1%). Others were a combination of hospital and community based (n 3, 6.1%), community and home based (n 1, 2.0%) or all three modes (n 17, 34.7%). The median programme duration was 8 weeks (IQR 8, 10; range 2, 25; n 48). One response submitted 0 weeks, which was removed.

Programmes involved one (n 26, 53.1%), two (n 13, 26.5%), four (n 1, 2.0%), six (n 5, 10.2%) or seven (n 4, 8.2%) sessions per week (median: 1, IQR 1, 2).

During the CR programme, dietary education was delivered to patients twice (median; n 45; IQR 1, 3, range 1, 12), including information delivered in person, and remote or manualised information. Four responses without a numerical value were removed. The median number of group-based dietary education sessions provided was one (IQR 0, 1). No group sessions were provided in thirteen CR programmes (26.5%). Where group sessions were provided, the practitioner to patient ratio was 1:3 (n 1, 2.0%), 1:4 (n 2, 4.1%), 1:5 (n 5, 10.2%), 1:6 (n 5, 10.2%), 1:7 (n 1, 2.0%), 1:8 (n 6, 12.2%) or 1:10 (n 12, 26.5%). There were six (12.3%) invalid responses (online Supplementary Material 2). One-to-one sessions covering dietary education were provided in thirty-five (71.4%) CR centres (median 1, IQR 0, 2; range 0, 12). Provision of one-to-one dietary education sessions was reported by a similar proportion of CR centres with (n 19, 70.4%) and without (n 16, 72.7%) a dietitian.

Dietary assessment

General diet history was assessed at the start of CR at 39 centres (79.6%), using general discussion with the patient about their dietary intake (n 13, 34.2%), 24-h recall (n 12, 30.8%), Mediterranean diet score or modified Mediterranean diet tool (n 10, 25.6%), food diaries (n 7, 17.9%), an undefined in-house assessment (non-specific responses submitted, such as 'general assessment', 'diet assessment' and 'nurse assessment'; n 7, 17.9%), 7-d recall (n 3, 7.7%), FFQ (n 2, 5.1%) or standardised questionnaires (n 2, 5.1%). Presence or risk of malnutrition was not formally assessed in twenty-one programmes (49.2%). Others identified malnutrition using the Malnutrition Universal Screening Tool (MUST; n 23, 46.9%), changes to BMI or body mass (n 2, 4.1%), in-house assessment by a dietitian (n 3, 6.1%) and/or verbal discussion around eating patterns or appetite loss (n 2, 4.1%).

Ten CR centres (20.4%) did not assess diet history at the start of the CR programme. Barriers included lack of time (n 7, 70%), insufficient staff (n 2, 20%), prioritisation of other tasks (n 2, 20%) and lack of practitioner training or knowledge in dietary assessment (n 3, 30%). In four CR centres (40%), dietitian assessment occurred later in the CR programme or patients were offered a referral to dietitian or other nutrition specialist.

Dietary education content

The delivery format and resources used in dietary education are presented in Table 1. All responses indicated that at least one resource was used during CR education sessions. Free-text responses (displayed as overarching and sub-categories) to the question 'What is the main focus of your diet sessions?' from forty-eight CR centres (98.0%) are presented in Fig. 4.

Recommending macronutrient intake

Forty-one (83.7%), thirty-nine (79.6%) and thirty-seven (75.5%) free-text responses were submitted describing the sources of carbohydrate, fat and protein most recommended to patients,



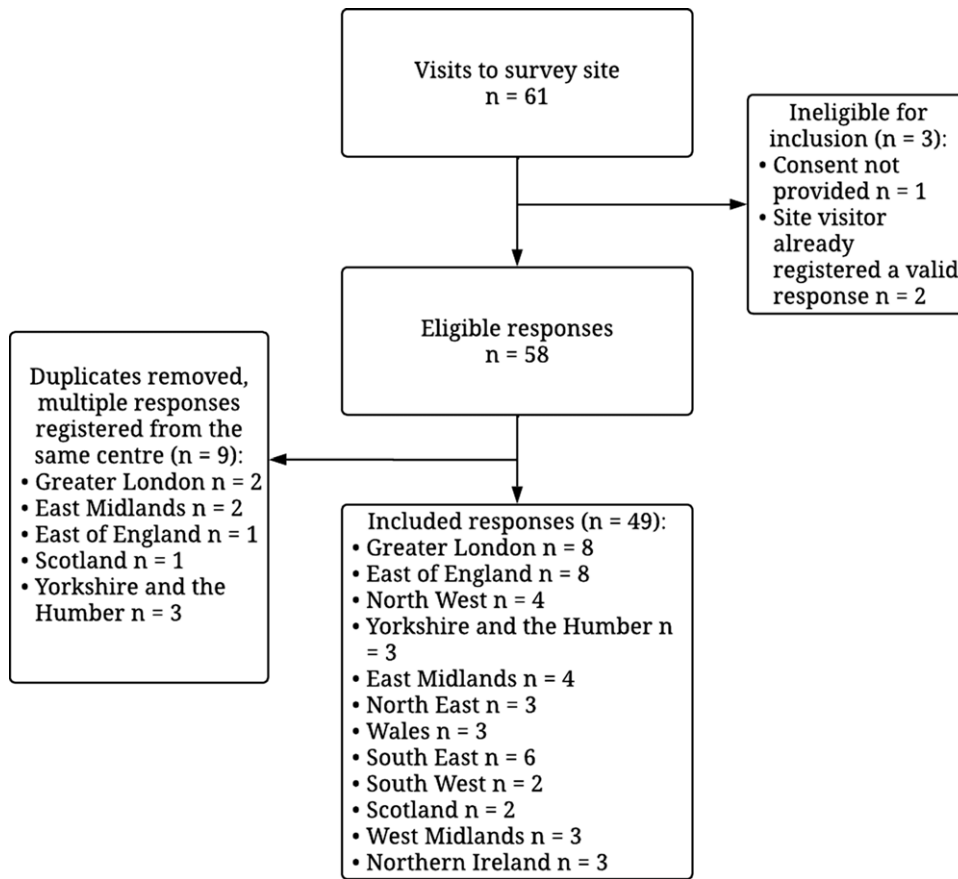


Fig. 1. Schematic diagram of survey responses.

respectively. After removal of one response to the protein sub-question, due to lack of clarity, responses were coded and quantified (Fig. 5).

Low carbohydrate diets were prescribed to patients at five CR centres (10.5%) by modifying the diet to increase protein intake only (*n* 2, 40.0%), increase fat and protein intake equally (*n* 1, 20.0%) or by only focusing on decreasing carbohydrate intake (*n* 2, 40.0%). Low-fat diets were prescribed to patients in eight CR centres (16.3%) by modifying the diet to increase carbohydrate and protein content equally (*n* 2, 25.0%) or by only focusing on decreasing fat intake (*n* 6, 75.0%). No CR centres prescribe high-protein diets to their patients.

Individualised dietary education

Figure 6 shows whether co-morbidities are identified and/or targeted for individualised dietary advice. Tables 2 and 3 show motives for dietary modification discussed with, and dietary patterns offered to, patients as part of their standard CR programme, respectively. General health, maintaining a healthy weight and lowering cholesterol were all ranked highest, as reasons given for dietary modification (median rank 2, where 1 indicates key focus of dietary advice and 9 indicates least likely to be included in dietary advice). The Mediterranean-style diet was ranked as the most common dietary pattern offered to the typical patient (median rank 1).

When promoting an energy deficit for weight loss, practitioners always (*n* 6, 12.2%), sometimes (*n* 19, 38.8%), rarely (*n* 7, 14.3%) or never (*n* 17, 34.7%) recommended maintaining high-protein intake. Dietary recommendations for patients with poor appetite are shown in Fig. 7, submitted as free-text responses by forty-seven (95.9%) CR centres. Most commonly, practitioners recommend that patients eat 'little and often' (*n* 15, 31.9%). Individualised recommendations for nutritional supplements were included as part of standard practice in twenty-two centres (44.9%). Recommended supplements were oral nutritional support products (*n* 11, 50.0%), vitamin D (*n* 3, 13.6%), Ca (*n* 1, 4.5%), Fe (*n* 1, 4.5%), Mg (*n* 1, 4.5%), antioxidants (*n* 1, 4.5%), multivitamins (*n* 1, 4.5%), protein (*n* 1, 4.5%), unspecified type (*n* 3, 13.6%) or referred elsewhere for advice (*n* 4, 18.2%).

Reviewing dietary changes

At forty-one (83.7%) CR centres, compliance with dietary advice was followed up with patients. Forty (81.6%) free-text responses specified that follow-ups were conducted via informal discussions (*n* 15, 37.5%) and formally scheduled reviews (*n* 27, 67.5%). Formal reviews occurred upon discharge of the patient (*n* 14, 35.0%), at the programme midpoint (*n* 3, 7.5%), upon progression to the next phase of CR (*n* 1, 2.5%), one to two reviews over a 12-week CR programme (*n* 1, 2.5%) and at week 6 out of 25 (*n* 1, 2.5%). Some scheduled reviews were conducted by telephone (*n* 11, 27.5%, including weekly or fortnightly



Fig. 2. Distribution of CR centres across the UK, from which we received survey responses. CR, cardiac rehabilitation.

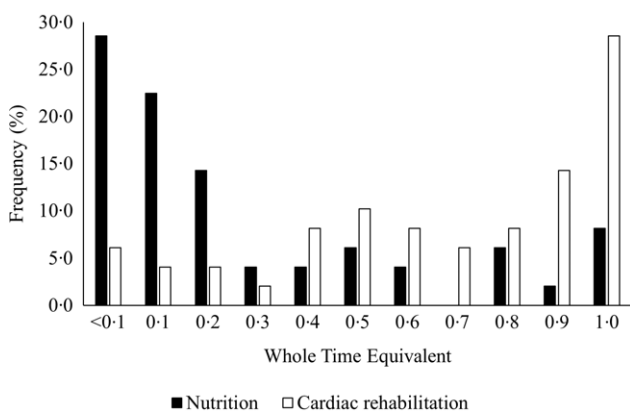


Fig. 3. Distribution of working hours spent on nutrition (black bars) and cardiac rehabilitation (white bars) by practitioners in a typical working week using whole-time equivalents (WTE), where 0.1 equals half a day. Bars represent the frequency each WTE was selected as a response.

(*n* 5, 12.5%), virtual clinic (*n* 1, 2.5%) and email (*n* 1, 2.5%). Additional methods of assessing dietary changes included reviewing achievement of previously set goals (*n* 5, 12.5%),

changes to blood lipids (*n* 3, 7.5%), anthropometric measures (*n* 3, 7.5%), the Mediterranean diet tool (*n* 1, 2.5%) or a questionnaire 3 months after CR completion (*n* 1, 2.5%). Five (12.5%) responses stated that the occurrence, timing and method of follow-up appointments were individualised to each patient. In one (2.5%) CR centre, patients were referred elsewhere for follow-up.

Discussion

This cross-sectional survey aimed to understand provision of dietary education in UK-based CR programmes. The key findings were that (1) dietary education was provided by a dietitian (completely or partly) in 55% of CR programmes but in nearly half of programmes at least one practitioner providing dietary education had no nutrition-related qualification, (2) dietary education predominantly focused around a Mediterranean-style diet, using information from the Eatwell Guide and the BHF, (3) dietary fat and carbohydrates were more commonly discussed with patients than protein and (4) dietary education

Table 1. Format and delivery of, and resources used in, dietary education in CR (Numbers and percentages)

	<i>n</i>	%
Education delivery format		
Dedicated nutrition information	31	63.3
Nutrition information alongside other risk factor management strategies	18	36.7
Individualised or group-based information		
Individualised	14	28.6
Group based	7	14.3
Both	28	57.1
Resources used		
British Heart Foundation booklets	46	93.9
Practitioner-developed presentations or leaflets	36	73.5
The Eatwell Guide	34	69.4
National Health Service (NHS) website or weight management programmes	21	42.9
Visual aids	21	42.9
Quizzes or questionnaires	13	26.5
BACPR core competencies	12	24.5
Meal plans	11	22.4
Other resources	15	30.6
Free-text responses submitted with 'Other'		
Recognised guidance, e.g., Diabetes UK, Flora, Heart UK, Change for Life and British Dietetic Association	7	14.3
Nutrition and diet resources	2	4.1
Cholesterol UK	1	2.0
Food diaries	1	2.0
Individualised plans	1	2.0
University graphics	1	2.0
Dean Ornish books	1	2.0
Public Health Collaborative	1	2.0
Diet doctor	1	2.0
How much dietary carbohydrate do you recommend to patients?		
Do not recommend a specific amount	37	75.5
~40 % of total food intake (per the Eatwell Guide)	8	16.3
Other amount	4	8.2
Free-text responses submitted with 'Other'		
Between five and eight portions daily	1	2.0
Between six and eight portions daily	1	2.0
Individualised based on HbA1c and fasting glucose levels	1	2.0
Individualised based on an unspecified variable	1	2.0
How much dietary fat do you recommend to patients?		
Do not recommend a specific amount	31	63.3
~1 % of total food intake (per the Eatwell Guide)	6	12.2
Saturated fat < 10 % of energy intake (Joint British Societies guidance)	5	10.2
Total fat intake ≤ 30 % of total energy intake, and saturated fats ≤ 7 % of total energy intake (NICE primary care guidance)	5	10.2
Other amount	2	4.1
Free-text responses submitted with 'Other'		
Low saturated fat (unspecified volume)	1	2.0
Recommendations based on BHF guidance	1	2.0
How much dietary protein do you recommend to patients?		
Do not recommend a specific amount	37	75.5
~12 % of total food intake (per the Eatwell Guide)	6	12.2
Calculated relative to body mass (ranging between 0.8 and 2.0 g/kg/d (<i>n</i> 3); one response provided no numerical value)	4	8.2
Other amount	2	4.1
Free-text responses submitted with 'Other'		
Calculated based on nitrogen content	1	2.0
Individualised based on an unspecified variable	1	2.0

was primarily aimed towards modifying weight, cholesterol levels and blood pressure but not muscle or bone health. These findings provide important insight into how UK-based CR centres deliver dietary education. This information should be used to inform future practice and potential development of new resources.

Programme characteristics

According to the National Audit of Cardiac Rehabilitation (NACR), there were 231 CR providers across England,

Northern Ireland and Wales in 2020⁽³³⁾. Others reported a further sixty-nine CR centres in Scotland⁽³⁴⁾. We received responses from forty-nine different CR centres. This is an estimated response rate of ~16 % of eligible centres, although the total number of CR programmes in the UK is now likely lower after many programmes were suspended during the coronavirus disease 2019 pandemic⁽³⁵⁾. Although our sample includes less than one-fifth of CR centres, we received responses from all regions across the UK (Fig. 2), representing a range of socio-economically diverse areas. Forty-one responses (84 %) were from England. This representation is consistent with data from

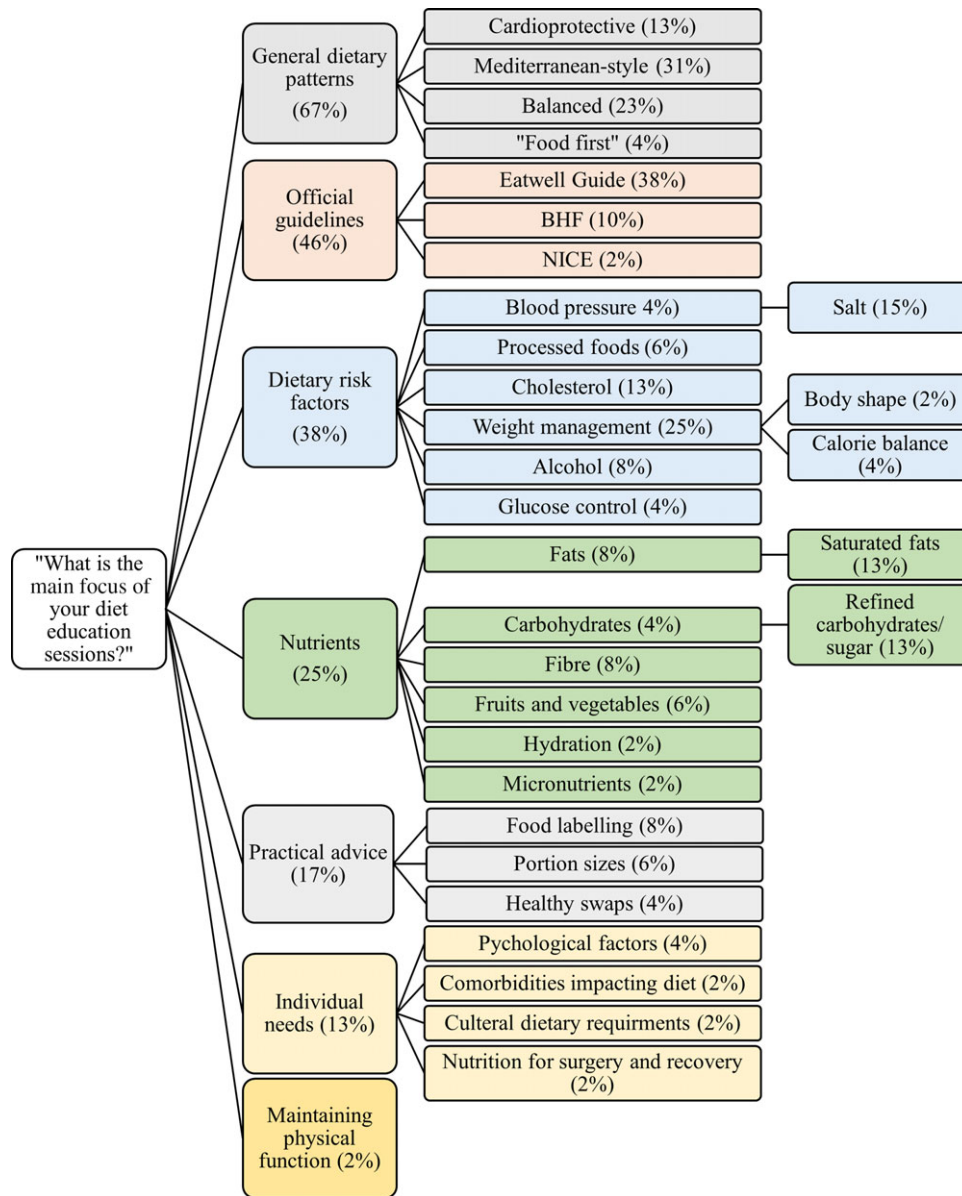


Fig. 4. The key focus of dietary education in cardiac rehabilitation. Recommendations were categorised using enumerative content analysis of free-text responses. The frequency that each category features in the responses received are reported as percentage.

the NACR⁽³³⁾. The median 8-week duration of CR programmes in our sample was also consistent with NACR data⁽³³⁾. Therefore, we are confident that key characteristics of the sample of CR programmes included in this survey are typical of CR centres across the UK.

Dietary educators

Approximately half of the CR delivery teams in our sample contained dietary educators with no formal nutrition-related qualification. This is concerning and does not meet the BACPR minimum requirement for UK CR practitioners providing dietary education⁽³⁶⁾. That is, practitioners should be appropriately qualified and skilled, with demonstrable knowledge of seven nutrition-specific competencies⁽³⁶⁾. To our knowledge, this is the

first study to report nutrition-specific qualifications of practitioners at UK-based CR programmes. Recently, European Society of Cardiology members recently cited lack of practitioner knowledge as detrimental to practise in secondary prevention of CVD⁽³⁷⁾. Furthermore, 88% of European Society of Cardiology members expected that greater patient compliance with lifestyle-related secondary prevention of CVD would be achieved with better education of the healthcare professionals advising them⁽³⁷⁾.

A cardioprotective diet is a foundation for effective cardiovascular risk reduction⁽³⁸⁾. Patients are more likely to achieve meaningful reductions in body mass and blood pressure if attending a CR programme with, compared to without, a nutrition component⁽³⁹⁾. Importantly, dietary education delivered by a dietitian can significantly improve body composition and lower blood lipids and blood pressure, compared with

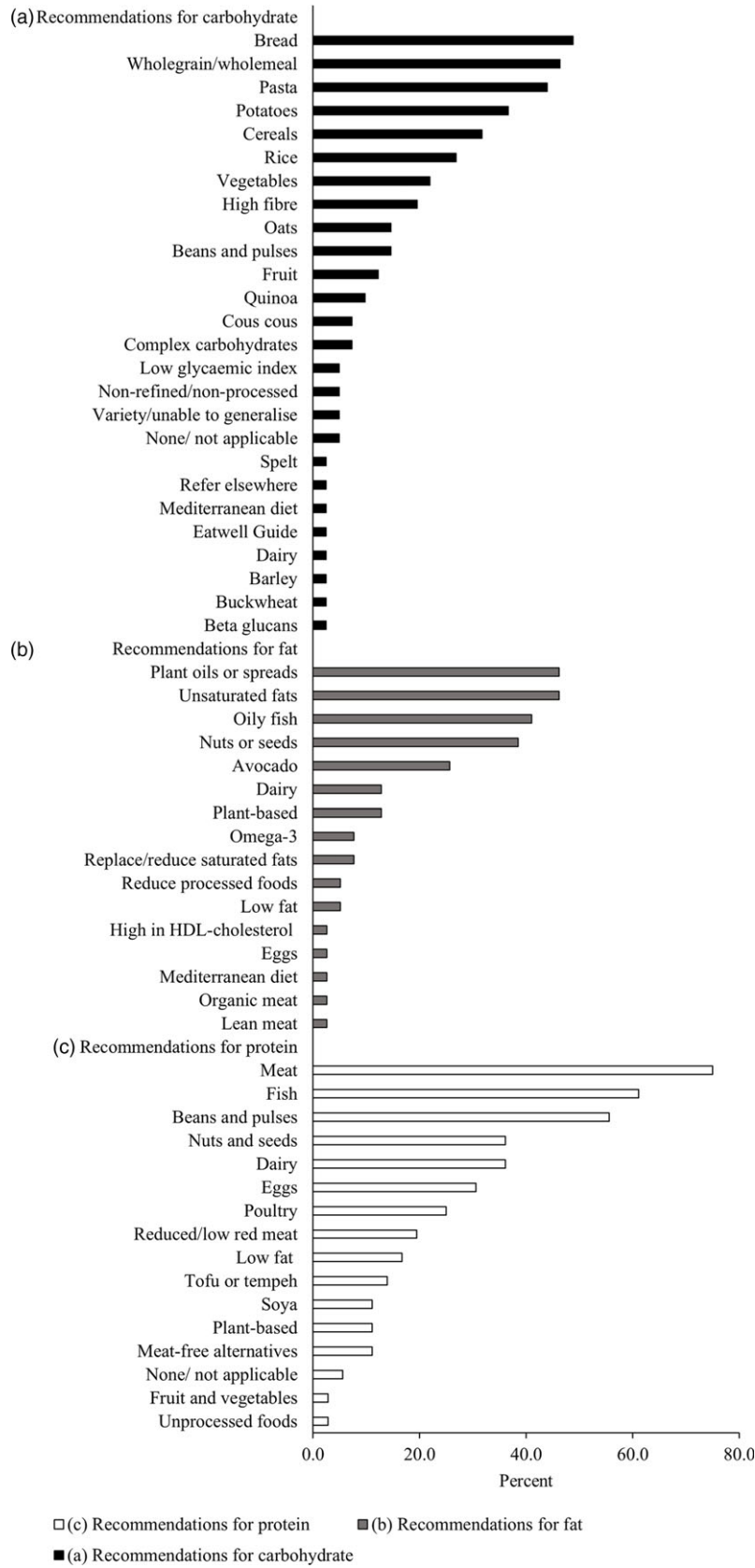


Fig. 5. Sources of (a) carbohydrate (black bars), (b) fat (grey bars) and (c) protein (white bars) recommended to cardiac rehabilitation attendees by practitioners providing dietary advice. Recommendations were categorised using enumerative content analysis of free-text responses. The frequency that each category features in the responses received are reported as percentage.

Diet education in UK cardiac rehabilitation

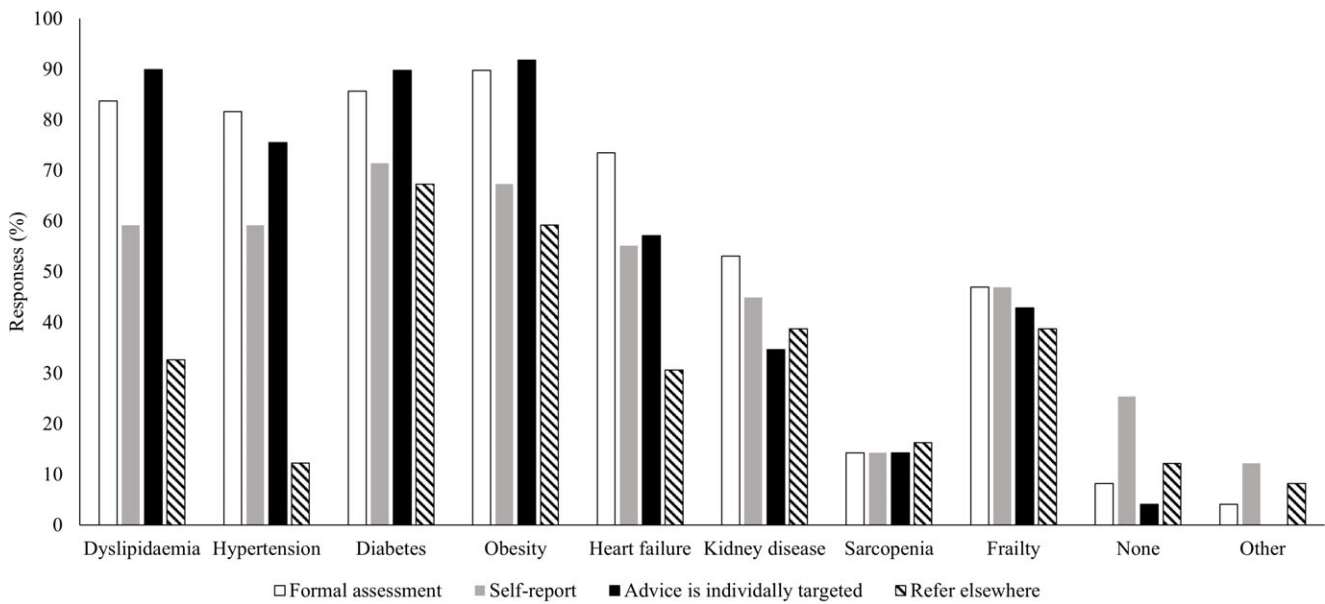


Fig. 6. Practitioners providing dietary education as part of cardiac rehabilitation were asked to select all co-morbidities that apply to the following questions: (1) do you formally assess patients for any of the following co-morbidities that might affect the dietary advice you give them (white bars), (2) do you ask patients to self-report any of the following co-morbidities that might affect the dietary advice you give them (grey bars), (3) do you target individual dietary advice for patients based on any of the following co-morbidities (black bars) and (4) would you typically refer a patient to a specialist dietician for further input on individualised dietary considerations due to any of the following co-morbidities (striped bars). Free-text responses submitted under the option 'other' are detailed in online Supplementary Material 2.

education delivered by non-dietitian practitioners^(40,41). Despite this, around half of centres did not employ a dietitian and most practitioners delivering dietary education spend less than half a day per week focusing on nutrition (Fig. 3). Therefore, nutrition appears to be awarded low priority in UK CR programmes, despite it being a cornerstone of CVD prevention^(6,42).

The value to patients of access to appropriately qualified and skilled practitioners should not be understated. Our findings suggest that the nutritional component of CR should be urgently targeted for additional investment. Moreover, minimum qualification and/or competency requirements for the provision of dietary education could be more rigorously adhered to. The number of practitioners with nutrition-specific qualifications in UK CR should be increased.

Dietary assessment

General dietary assessment was conducted with patients upon enrolment to CR in 80% of programmes, adhering to the latest BACPR core standards⁽⁴³⁾. However, dietary assessment methods varied. Practitioners who did not perform dietary assessments cited lack of time, training and knowledge in nutrition as barriers. According to current guidelines from the BACPR, dietary assessment should be undertaken with all patients⁽⁴³⁾. Some dietary assessment tools in CVD have variable utility, due to low specificity to detect some nutrients⁽⁴⁴⁾ or high time demand⁽⁴⁵⁾. However, several validated rapid diet assessment tools exist⁽⁴⁶⁾. Use of diet screening tools in practice can help standardise diet-related healthcare provision, identify patients in need of additional dietetic support and document changes to dietary habits following intervention⁽⁴⁶⁾. In the CR setting, where dietary assessment is often performed by non-dietitians,

validated scoring tools such as the Mediterranean Diet Score Tool⁽⁴⁷⁾ can facilitate quick identification of patients in need of additional dietetic support. To improve the accuracy of reporting, pictorial guides to portion sizes can also be provided. If required, patients can then be referred to a registered dietitian for comprehensive assessment of their dietary history and individualised advice.

Malnutrition was assessed in around half of CR centres with the MUST tool⁽⁴⁸⁾ being used most frequently (46.9% of centres). Recently, one-third of patients undergoing percutaneous coronary intervention were at risk for malnutrition and lower nutritional risk score predicted in-hospital mortality⁽⁴⁹⁾. Furthermore, poor nutrition status is a diagnostic domain in several definitions of frailty⁽⁵⁰⁾, an age-related syndrome common in people with CVD⁽⁴⁹⁾. Consensus and increased utilisation of malnutrition assessments are required, in addition to supported services once malnutrition is identified.

We found formally documented assessment of dietary intake of patients at the start and end of the programme was underutilised. A core component of UK CR is audit and evaluation⁽⁵¹⁾; however, this is precluded in centres who do not document dietary assessment. There is a need for standardising assessment and reassessment methods for dietary history, and appropriate training for performing these assessments, within UK CR.

Dietary education

Dietary education was delivered twice (median) during CR programmes, although the frequency was highly varied across centres (between one and twelve sessions). Encouragingly, dietary education was most often in the form of dedicated nutrition content rather than in combination with other risk factor



Table 2. Practitioners indicated which motives for dietary modification are discussed with patients, reported as frequency (%)

Reason for dietary modification	Rank										N/A	
	1	2	3	4	5	6	7	8	9			
Frequency (%)	Frequency	%	Frequency	%	Frequency	%	Frequency	%	Frequency	%	Frequency	%
General health	46	93.9	23	46.9	10	20.4	7	14.3	3	6.1	0	0
Maintaining a healthy weight	47	95.9	22	44.9	5	10.2	4	8.2	5	10.2	2	4.1
Lowering cholesterol	48	98.0	21	42.9	5	10.2	2	4.1	4	8.2	0	0
Lowering blood pressure	44	89.8	12	24.5	13	26.5*	6	12.2	4	8.2	2	4.1
Blood glucose control	46	93.9	12	24.5	9	18.4*	9	18.4	6	12.2	1	2.0
Maintaining physical function and independence	32	65.3	6	12.2	6	12.2	8	16.3*	2	4.1	3	6.1
Increasing life expectancy	25	51.0	7	14.3	2	4.1	4	8.2	5	10.2	2	4.1
Maintaining bone health	25	51.0	7	14.3	3	6.1	2	4.1	7	14.3*	4	8.2
Maintaining muscle mass	27	55.1	5	10.2	2	4.1	4	8.2	5	10.2*	1	2.0
Other†	5	10.2										

N/a, not applicable.

Taking a typical patient, practitioners ranked each motive for dietary modification in the order they feature in the advice given, where 1 = key focus and 9 = least likely to be included.

*Indicates median rank.

† Detailed in online Supplementary Material 2.

E. James *et al.*

management strategies (Table 1), which could diminish the impact of the dietary education. Lara-Breitinger and colleagues⁽⁵²⁾ suggest that ≥ 3 dietary education sessions are needed, based on a non-randomised controlled trial showing two education sessions were not better at modifying fat and carbohydrate intake compared with standard care after 6 weeks and 3 months.⁽⁵³⁾ However, both intervention and standard care groups increased carbohydrate and reduced saturated fat intake, in line with recommended targets⁽⁵³⁾. Therefore, dietary intake may be meaningfully altered with any dietary intervention. Where capacity allows, increasing the number of dietary education sessions in UK CR should be considered to optimise patient outcomes.

Figure 4 summarises the key focus of diet sessions delivered in CR. The Mediterranean-style diet was ranked as the pattern most frequently offered to patients (Table 2). Other whole-food approaches, including the DASH and Nordic diets, were offered. The basis of most healthy diet patterns, such as the DASH and Nordic diets and those advocated by the Eatwell Guide and BHF, shares key qualities with the Mediterranean diet^(54–57). Broadly, these recommendations are derived from research findings, which suggest a cardioprotective effect of eating plentiful fruits, vegetables⁽⁵⁸⁾, legumes⁽⁵⁹⁾, whole-grains⁽⁶⁰⁾, olive oil and nuts⁽⁶¹⁾ and reducing or replacing saturated fats with unsaturated fats⁽⁶²⁾. Although not widespread, there were non-evidence-based resources used in one CR programme, which is concerning. Reassuringly, dietary education appears largely evidence based. Centres should be signposted to evidence-based and alerted to non-evidence-based resources.

Recommendations for macronutrient intake

Dietary education in UK CR appears to be focused on encouraging a general healthy dietary pattern rather than on individual nutrients. Reports from large cohort studies ($n > 120\ 000$) show that modulating macronutrient intake (either by altering food quantity or quality) is associated with changes to cardiovascular risk⁽⁶³⁾. Substituting 5% intake of carbohydrates from refined starches or added sugars, with PUFA or wholegrains, or substituting 5% intake of SFA with PUFA reduced CVD risk in middle-aged and older adults⁽⁶³⁾. Accordingly, in the current sample, wholegrains and unsaturated fats were favoured over non-wholegrain carbohydrate sources and saturated fats, respectively. However, 64 and 76% of practitioners do not recommend a specific amount of dietary fat or carbohydrate to patients, respectively. This is consistent with guidelines advocating a 'whole diet' approach rather than focus on specific macronutrients^(5,42). In a UK Biobank study ($n\ 210\ 106$ adults aged 40–69 years), two-thirds exceeded recommended saturated fat intake and half did not meet the recommended carbohydrate intake⁽⁶⁴⁾. Therefore, food-based recommendations should be tailored to encourage optimised fat and carbohydrate intake, without implementing specific nutrient targets.

Higher protein intake supports recovery without complications from illness or injury⁽⁶⁵⁾ and is associated with higher muscle mass and strength in patients attending CR⁽²¹⁾. However, no responses referenced protein intake as a key focus of CR dietary

Table 3. Taking a typical patient, practitioners ranked common dietary pattern in the order they feature in the advice given, where 1 = most offered and 8 = least offered (Numbers and percentages)

Dietary patterns	Rank																	
	1		2		3		4		5		6		7		8		N/A	
	n	%	n	%	n	%	n	%	n	%	n	%	n	%	n	%	n	%
Mediterranean-style diet	36	73.5*	6	12.2	3	6.1	1	2.0	1	2.0	0	1	2.0	1	2.0	0		
Dietary approaches to Stop Hypertension (DASH)	4	8.2	11	22.4	8	16.3*	5	10.2	2	4.1	2	4.1	2	4.1	2	4.1	13	26.5
Low fat	7	14.3	8	16.3	11	22.4*	2	4.1	5	10.2	1	2.0	5	10.2	1	2.0	9	18.4
Low carbohydrate	1	2.0	5	10.2	11	22.4*	2	4.1	4	8.2	0	5	10.2	3	6.1	18	36.8	
Plant based	0		6	12.2	5	10.2	4	8.2**	6	12.2	1	2.0	4	8.2	4	8.2	19	38.7
High protein	2	4.1	1	2.0	3	6.1	5	10.2	5	10.2*	2	4.1	2	4.1	4	8.2	25	51.0
Nordic diet	0		1	2.0	0		2	4.1	2	4.1	0	3	6.1*	5	10.2	36	73.4	
Other†	2	4.1	0		0		0		0		0	1	2.0	1	2.0	45	91.8	

N/a, not applicable.

*Indicates median rank.

** Median = 4.5.

† Detailed in online Supplementary Material 2.

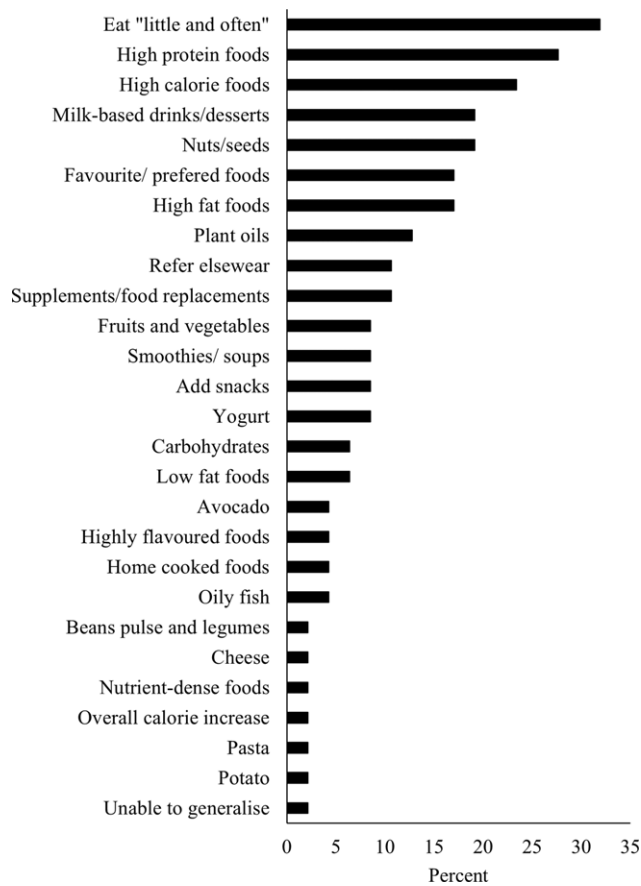


Fig. 7. Dietary recommendations made to patients with poor appetite. Recommendations were categorised using enumerative content analysis of free-text responses. The frequency that each category features in the responses received are reported as percentage.

education. When prompted, the most frequently cited examples of protein sources recommended to patients were meat products (81%). The Eatwell Guide recommends non-animal sources of protein, in addition to animal sources, due to their greater environmental sustainability⁽⁶⁶⁾. We found that beans, pulses and

legumes were recommended by 61% of practitioners, although soya products and meat-free alternatives such as mycoprotein (Quorn™) were less frequently mentioned. Additional focus on general protein intake and on non-animal sources of protein would be of benefit in CR dietary education.

Tailoring dietary education for co-morbidities

Co-morbidities frequently addressed during CR included dyslipidaemia, hypertension, diabetes and obesity. These were addressed by formal assessment, individual targeting of dietary advice or referral to a specialised dietitian (Fig. 6). Practitioners more frequently referred patients to specialist dietitians for targeted dietary advice related to diabetes and obesity, over dyslipidaemia and hypertension. Access to tailored dietary information for a range of co-morbidities is important for people with CVD; among patients accessing CR programmes in the UK, 77.0% presented with two or more co-morbidities⁽³³⁾. It is promising that dietary education is tailored towards specific conditions in CR, either in-house or via referral to specialist dietitians. In a large, multi-country cohort study in people without history of CVD, presence of dyslipidaemia, hypertension, diabetes and abdominal obesity was associated with an increased risk of myocardial infarction over 10 years⁽⁶⁷⁾. Modification of dietary intake to address these risk factors will likely improve long-term outcomes for patients following CR.

Sarcopenia and frailty were not prioritised by practitioners for assessment, targeting of individualised advice or referral to a specialised dietitian (Fig. 6). Furthermore, maintenance of muscle mass and bone health were low ranking reasons for dietary modification, as discussed with patients. This indicates that dietary modifications to support musculoskeletal health are low priority during current UK CR practice. This reflects our findings related to education on macronutrients, where protein intake was less commonly addressed than fat and carbohydrate intake. Importantly, the BACPR core standards highlight that dietary advice should support improvements in body composition, including gaining or maintaining muscle mass⁽⁴³⁾. Sarcopenia and frailty should be considered within tailored nutrition prescriptions⁽⁶⁸⁾.

Implications for practice

Based on the findings of this survey, our recommendations for practice include

- The number of practitioners with nutrition-specific qualifications in UK CR should be increased, in accordance with the BACPR minimum competency requirements for the provision of dietary education.
- Standardised assessment and reassessment of dietary history should be implemented. Provision of appropriate training for practitioners to conduct these assessments is important.
- Consensus and increased utilisation of malnutrition assessments are required.
- Where capacity allows, increasing the number of dietary education sessions within core CR programmes should be considered.
- CR centres should be directed to evidence-based, over non-evidence-based, resources.
- Emphasis on overall protein intake, particularly from non-animal sources, would be of benefit in CR dietary education.
- Sarcopenia and frailty commonly coexist with CVD and should be considered within nutrition prescriptions, where indicated.

Strengths and limitations

The study provides a novel cross-sectional overview of current dietary education in CR. We include responses representing all parts of the UK. Our findings set a platform from which dietary education within services can be targeted and improved.

The survey questions were designed by the research team, which we acknowledge as a potential source of bias. The geographical distribution and median duration of CR programmes from which we received responses were broadly aligned with national averages from the larger NACR sample. However, we acknowledge that self-selection bias will influence the findings of this voluntary survey and that a higher response rate would have improved the certainty of our findings. Survey recruitment methods predominantly targeted BACPR members, potentially limiting the representativeness of the sample. The survey was conducted during the coronavirus disease 2019 pandemic, which may have negatively affected the response rate and/or captured responses from CR programmes operating with an altered delivery method. Finally, responses were collated from one practitioner from each centre, who predominantly reported on their own experiences and practices. Clinicians who were not solely responsible for delivering dietary education at their CR centre might be unaware of the nature of dietary education being provided by their colleagues, as reported by others^(23,69).

Conclusion

Dietary education content in UK CR overall reflects the current consensus of the cardioprotective diet. Encouragingly, known cardiovascular risk factors are routinely assessed and accounted for in tailored dietary advice. These findings are positive; however, standardisation of dietary assessment methods, education frequency, malnutrition screening and assessment and practitioner training would need prioritisation to ensure that

consistent and comprehensive dietary education is being provided by appropriately skilled practitioners.

Acknowledgements

We thank the BACPR elected committee for reviewing the survey content and for circulating the approved survey to BACPR members. We are grateful to the cardiac rehabilitation providers who took the time to participate in this study.

This research received no specific grant from any funding agency, commercial or not-for-profit sectors.

E. J. – conception and study design, methods, data acquisition, interpretation of data, analysis, writing – original draft and writing – revision. T. B. – conception and study design, interpretation of data and writing – revision. S. N. – conception and study design, interpretation of data and writing – revision. S. G. – conception and study design, interpretation of data and writing – revision. A. F. O. – conception and study design, interpretation of data and writing – revision. All authors approved the final version.

There are no conflicts of interest.

This study was conducted according to the guidelines laid down in the Declaration of Helsinki, and all procedures involving human subjects were approved by the Northumbria University Health and Life Sciences ethics committee (reference 33 30333303). Written informed consent was obtained from all subjects.

Supplementary material

For supplementary materials referred to in this article, please visit <https://doi.org/10.1017/S0007114523002374>

References


1. Freeman AM, Morris PB, Barnard N, *et al.* (2017) Trending cardiovascular nutrition controversies. *J Am Coll Cardiol* **69**, 1172–1187.
2. Freeman AM, Morris PB, Aspry K, *et al.* (2018) A clinician's guide for trending cardiovascular nutrition controversies: part II. *J Am Coll Cardiol* **72**, 553–568.
3. Spector TD & Gardner CD (2020) Challenges and opportunities for better nutrition science—an essay by Tim Spector and Christopher Gardner. *BMJ* **369**, m2470.
4. Lichtenstein AH, Appel LJ, Vadiveloo M, *et al.* (2021) 2021 Dietary Guidance to Improve Cardiovascular Health: a scientific statement from the American Heart Association. *Circulation* **144**, e472–e87.
5. Butler T, Kerley CP, Altieri N, *et al.* (2020) Optimum nutritional strategies for cardiovascular disease prevention and rehabilitation (BACPR). *Heart* **106**, 724–731.
6. Visseren FLJ, Mach F, Smulders YM, *et al.* (2021) 2021 ESC Guidelines on cardiovascular disease prevention in clinical practice: developed by the Task Force for cardiovascular disease prevention in clinical practice with representatives of the European Society of Cardiology and 12 medical societies With the special contribution of the European Association of Preventive Cardiology (EAPC). *Eur Heart J* **42**, 3227–3337.



7. Schutz Y, Montani J-P & Dulloo AG (2021) Low-carbohydrate ketogenic diets in body weight control: a recurrent plauging issue of fad diets? *Obes Rev* **22**, e13195.
8. Wylie-Rosett J, Aebbersold K, Conlon B, *et al.* (2013) Health effects of low-carbohydrate diets: where should new research go? *Curr Diab Rep* **13**, 271–278.
9. Blesso CN & Fernandez ML (2018) Dietary cholesterol serum lipids, and heart disease: are eggs working for or against you? *Nutrients* **10**, 426.
10. Markey O, Vasilopoulou D, Givens D, *et al.* (2014) Dairy and cardiovascular health: friend or foe? *Nutr Bull* **39**, 161–171.
11. Eser P, Marcin T, Prescott E, *et al.* (2020) Clinical outcomes after cardiac rehabilitation in elderly patients with and without diabetes mellitus: the EU-CaRE multicenter cohort study. *Cardiovasc Diabetol* **19**, 37.
12. Soja AMB, Zwisler A-DO, Melchior T, *et al.* (2006) Prevalence and characteristics of impaired glucose metabolism in patients referred to comprehensive cardiac rehabilitation: the DANSUK study. *Eur J Cardiovasc Prev Rehabil* **13**, 784–790.
13. Lear SA, Ignaszewski A, Linden W, *et al.* (2002) A randomized controlled trial of an extensive lifestyle management intervention (ELMI) following cardiac rehabilitation: study design and baseline data. *Curr Controlled Trials Cardiovasc Medicine* **3**, 9.
14. Lenzen M, Ryden L, Öhrvik J, *et al.* (2006) Diabetes known or newly detected, but not impaired glucose regulation, has a negative influence on 1-year outcome in patients with coronary artery disease: a report from the Euro Heart Survey on diabetes and the heart. *Eur Heart J* **27**, 2969–2974.
15. Kotseva K, Wood D, De Bacquer D, *et al.* (2016) EUROASPIRE IV: a European Society of Cardiology survey on the lifestyle, risk factor and therapeutic management of coronary patients from 24 European countries. *Eur J Prev Cardiol* **23**, 636–648.
16. Mehta RH, Bhatt DL, Steg PG, *et al.* (2008) Modifiable risk factors control and its relationship with 1 year outcomes after coronary artery bypass surgery: insights from the REACH registry. *Eur Heart J* **29**, 3052–3060.
17. Cooper WA, O'Brien SM, Thourani VH, *et al.* (2006) Impact of renal dysfunction on outcomes of coronary artery bypass surgery. *Circulation* **113**, 1063–1070.
18. Reddan DN, Szczech LA, Tuttle RH, *et al.* (2003) Chronic kidney disease, mortality, and treatment strategies among patients with clinically significant coronary artery disease. *J Am Soc Nephrol* **14**, 2373–2380.
19. Leavitt BJ, Ross CS, Spence B, *et al.* (2006) Long-term survival of patients with chronic obstructive pulmonary disease undergoing coronary artery bypass surgery. *Circulation* **114**, I-430-I-4.
20. Eriksson B, Lindberg A, Müllerova H, *et al.* (2013) Association of heart diseases with COPD and restrictive lung function – Results from a population survey. *Respir Med* **107**, 98–106.
21. Harada H, Kai H, Niiyama H, *et al.* (2017) Effectiveness of cardiac rehabilitation for prevention and treatment of sarcopenia in patients with cardiovascular disease - a retrospective cross-sectional analysis. *J Nutr Health Aging* **21**, 449–456.
22. Kamiya K, Hamazaki N, Matsuzawa R, *et al.* (2017) Sarcopenia: prevalence and prognostic implications in elderly patients with cardiovascular disease. *JCSM Clin Reports* **2**, 1–13.
23. Mayr HL, Savill H, Law L, *et al.* (2023) 'We work in silos': exploring clinicians' perspectives on the dietary management of coronary heart disease and type 2 diabetes in an Australian public hospital and community health service. *Nutr Diet* **80**, 307–319.
24. Gianfrancesco C & Johnson M (2020) Exploring the provision of diabetes nutrition education by practice nurses in primary care settings. *J Hum Nutr Diet* **33**, 263–273.
25. Parry Strong A, Lyon J, Stern K, *et al.* (2014) Five-year survey of Wellington practice nurses delivering dietary advice to people with type 2 diabetes. *Nutr Diet* **71**, 22–27.
26. Mayr HL, Kelly JT, Macdonald GA, *et al.* (2022) 'Focus on diet quality': a qualitative study of clinicians' perspectives of use of the Mediterranean dietary pattern for non-alcoholic fatty liver disease. *Br J Nutr* **128**, 1220–1230.
27. De Lorgeril M, Salen P, Martin J-L, *et al.* (1999) Mediterranean diet traditional risk factors, and the rate of cardiovascular complications after myocardial infarction. *Circulation* **99**, 779–785.
28. Delgado-Lista J, Alcalá-Díaz JF, Torres-Peña JD, *et al.* (2022) Long-term secondary prevention of cardiovascular disease with a Mediterranean diet and a low-fat diet (CORDIOPREV): a randomised controlled trial. *Lancet* **399**, 1876–1885.
29. Sofi F, Abbate R, Gensini GF, *et al.* (2010) Accruing evidence on benefits of adherence to the Mediterranean diet on health: an updated systematic review and meta-analysis. *Am J Clin Nutr* **92**, 1189–1196.
30. Lachat C, Hawwash D, Ocké MC, *et al.* (2016) Strengthening the Reporting of Observational Studies in Epidemiology–nutritional epidemiology (STROBE-nut): an extension of the STROBE statement. *Nutr Bull* **41**, 240–251.
31. Grbich C (2012) *Qualitative Data Analysis: An Introduction*, 2nd ed. London, England: SAGE Publications.
32. Braun V & Clarke V (2006) Using thematic analysis in psychology. *Qual Res Psychol* **3**, 77–101.
33. National Audit of Cardiac Rehabilitation (NACR) (2020) The National Audit of Cardiac Rehabilitation Quality and Outcomes Report 2020. British Heart Foundation. https://www.bhf.org.uk/-/media/images/information-support/publications/hcp/nacr_quality_and_outcomes_report_2020.pdf?rev=b2d2789a242a452ea43b128e8f02c11d (accessed March 2023).
34. Turk-Adawi K, Supervia M, Lopez-Jimenez F, *et al.* (2019) Cardiac rehabilitation availability and density around the globe. *EclinicalMedicine* **13**, 31–45.
35. O'Doherty AF, Humphreys H, Dawkes S, *et al.* (2021) How has technology been used to deliver cardiac rehabilitation during the COVID-19 pandemic? An international cross-sectional survey of healthcare professionals conducted by the BACPR. *BMJ Open* **11**, e046051.
36. British Association for Cardiovascular Prevention and Rehabilitation (BACPR) Diet Working Group (2019) Core Competences for the Diet Component: Healthy Eating and Body Composition For Cardiovascular Disease Prevention and Rehabilitation Services 2019. https://www.bacpr.org/_data/assets/pdf_file/0023/39434/633_BACPR_Dietetic_Compentences_FINAL_2019.pdf (accessed Sept 2022).
37. Fitzsimons D, Stepińska J, Kerins M, *et al.* (2020) Secondary prevention and cardiovascular care across Europe: a survey of European Society of Cardiology members' views. *Eur J Cardiovasc Nurs* **19**, 201–211.
38. Piepoli MF, Hoes AW, Agewall S, *et al.* (2016) 2016 European guidelines on cardiovascular disease prevention in clinical practice. *Eur Heart J*, **37**(29), 2315–2381.
39. Valentino G, Galgani J, Álamos M, *et al.* (2021) Anthropometric and blood pressure changes in patients with or without nutritional counselling during cardiac rehabilitation: a retrospective study. *J Hum Nutr Diet* **34**, 402–412.
40. Holmes AL, Sanderson B, Maisiak R, *et al.* (2005) Dietitian services are associated with improved patient outcomes and the MEDFACTS dietary assessment questionnaire is a suitable outcome measure in cardiac rehabilitation. *J Am Diet Assoc* **105**, 1533–1540; quiz 49.
41. Riegel GR, Ribeiro PAB, Rodrigues MP, *et al.* (2018) Efficacy of nutritional recommendations given by registered dietitians

- compared to other healthcare providers in reducing arterial blood pressure: systematic review and meta-analysis. *Clin Nutr* **37**, 522–531.
42. National Institute for Health and Care Excellence (NICE) (2020) Recommendations | Acute Coronary Syndromes | Guidance: NICE. <https://www.nice.org.uk/guidance/ng185/chapter/Recommendations#cardiac-rehabilitation-after-an-mi> (accessed April 2023).
 43. British Association for Cardiovascular Prevention and Rehabilitation (BACPR) (2023) The BACPR Standards and Core Components for Cardiovascular Disease Prevention and Rehabilitation 2023, 4th ed. London: BACPR.
 44. Neubeck L, Lowres N, Jackson A, *et al.* (2014) A simple screening tool for assessment of nutritional status in cardiac patients. *Br J Cardiac Nurs* **9**, 508–512.
 45. Aberegg ES, Collins KK, Hinderliter JM, *et al.* (2020) Validity and reliability of a brief dietary assessment questionnaire in a cardiac rehabilitation program. *J Cardiopulmonary Rehabil Prev* **40**, 280–283.
 46. Vadiveloo M, Lichtenstein AH, Anderson C, *et al.* (2020) Rapid diet assessment screening tools for cardiovascular disease risk reduction across healthcare settings: a scientific statement from the American Heart Association. *Circ: Cardiovasc Qual Outcomes* **13**, e000094.
 47. National Audit of Cardiac Rehabilitation (NACR) (2013) Mediterranean Diet Score Tool: NHS Digital. <http://www.cardiacrehabilitation.org.uk/docs/Mediterranean-Diet-Score.pdf> (accessed August 2023).
 48. Stratton RJ, Hackston A, Longmore D, *et al.* (2004) Malnutrition in hospital outpatients and inpatients: prevalence, concurrent validity and ease of use of the 'malnutrition universal screening tool' ('MUST') for adults. *Br J Nutr* **92**, 799–808.
 49. Calvo E, Teruel L, Rosenfeld L, *et al.* (2019) Frailty in elderly patients undergoing primary percutaneous coronary intervention. *Eur J Cardiovasc Nurs* **18**, 132–139.
 50. Giallauria F, Di Lorenzo A, Venturini E, *et al.* (2021) Frailty in acute and chronic coronary syndrome patients entering cardiac rehabilitation. *J Clin Med* **10**, 1696.
 51. British Association for Cardiovascular Prevention and Rehabilitation Exercise Professionals Group (BACPR-EPG) (2019) Essential Competencies and Minimum Qualifications Required to Lead the Supervised Exercise Component in (Early) Core Cardiac Rehabilitation. Position Statement 2019, version 3rd ed. London: The British Association for Cardiovascular Prevention and Rehabilitation.
 52. Lara-Breitinger K, Lynch M & Kopecky S (2021) Nutrition intervention in cardiac rehabilitation: a review of the literature and strategies for the future. *J Cardiopulmonary Rehabil Prev* **41**, 383–388.
 53. Timin MT, Shores KV & Reicks M (2002) Behavior change outcomes in an outpatient cardiac rehabilitation program. *J Am Dietetic Assoc* **102**, 664–671.
 54. Sacks FM, Obarzanek E, Windhauser MM, *et al.* (1995) Rationale and design of the Dietary Approaches to Stop Hypertension trial (DASH): a multicenter controlled-feeding study of dietary patterns to lower blood pressure. *Ann Epidemiol* **5**, 108–118.
 55. Adamsson V, Reumark A, Cederholm T, *et al.* (2012) What is a healthy Nordic diet? Foods and nutrients in the NORDIET study. *Food Nutr Res* **56**, 18189.
 56. British Heart Foundation (BHF) (2019) Eat Better to Reduce Your Risk of Heart and Circulatory Diseases 2019. <https://www.bhf.org.uk/informationsupport/publications/healthy-eating-and-drinking/eat-better> (accessed March 2022).
 57. Scarborough P, Kaur A, Cobiac L, *et al.* (2016) Eatwell Guide: modelling the dietary and cost implications of incorporating new sugar and fibre guidelines. *BMJ Open* **6**, e013182.
 58. Aune D, Giovannucci E, Boffetta P, *et al.* (2017) Fruit and vegetable intake and the risk of cardiovascular disease, total cancer and all-cause mortality—a systematic review and dose-response meta-analysis of prospective studies. *Int J Epidemiol* **46**, 1029–1056.
 59. Ha V, Sievenpiper JL, de Souza RJ, *et al.* (2014) Effect of dietary pulse intake on established therapeutic lipid targets for cardiovascular risk reduction: a systematic review and meta-analysis of randomized controlled trials. *Cmaj* **186**, E252–62.
 60. Aune D, Keum N, Giovannucci E, *et al.* (2016) Whole grain consumption and risk of cardiovascular disease, cancer, and all cause and cause specific mortality: systematic review and dose-response meta-analysis of prospective studies. *BMJ* **353**, i2716.
 61. Estruch R, Ros E, Salas-Salvadó J, *et al.* (2018) Primary prevention of cardiovascular disease with a Mediterranean diet supplemented with extra-virgin olive oil or nuts. *N Engl J Med* **378**, e34.
 62. Jakobsen MU, O'Reilly EJ, Heitmann BL, *et al.* (2009) Major types of dietary fat and risk of coronary heart disease: a pooled analysis of 11 cohort studies. *Am J Clin Nutr* **89**, 1425–1432.
 63. Li Y, Hruby A, Bernstein AM, *et al.* (2015) Saturated fats compared with unsaturated fats and sources of carbohydrates in relation to risk of coronary heart disease: a prospective cohort study. *J Am Coll Cardiol* **66**, 1538–1548.
 64. Bennett E, Peters SAE & Woodward M (2018) Sex differences in macronutrient intake and adherence to dietary recommendations: findings from the UK Biobank. *BMJ Open* **8**, e020017.
 65. Cawood AL, Elia M & Stratton RJ (2012) Systematic review and meta-analysis of the effects of high protein oral nutritional supplements. *Ageing Res Rev* **11**, 278–296.
 66. Buttriss JL (2016) The Eatwell Guide refreshed. *Nutr Bull* **41**, 135–141.
 67. Yusuf S, Joseph P, Rangarajan S, *et al.* (2020) Modifiable risk factors, cardiovascular disease, and mortality in 155 722 individuals from 21 high-income, middle-income, and low-income countries (PURE): a prospective cohort study. *Lancet* **395**, 795–808.
 68. Abreu A, Frederix I, Dendale P, *et al.* (2021) Standardization and quality improvement of secondary prevention through cardiovascular rehabilitation programmes in Europe: the avenue towards EAPC accreditation programme: a position statement of the Secondary Prevention and Rehabilitation Section of the European Association of Preventive Cardiology (EAPC). *Eur J Prev Cardiol* **28**, 496–509.
 69. Meyer SB, Coveney J & Ward PR (2014) A qualitative study of CVD management and dietary changes: problems of 'too much' and 'contradictory' information. *BMC Fam Pract* **15**, 25.





**Northumbria
University
NEWCASTLE**

Dietary Advice in UK-based CR

Page 1

Provision of Dietary Advice in UK-based Cardiac Rehabilitation: A Cross-Sectional Survey.

INVESTIGATORS: Emily James, Dr Simon Nichols, Dr Stuart Goodall, Dr Tom Butler, Dr Alasdair O'Doherty

The purpose of this information sheet is to provide you with sufficient information so that you can make an informed decision about whether to take part in our study and give your informed consent. Please read this document carefully and raise any issues that you do not understand with the investigator.

1. What is the purpose of the project?

Our knowledge, understanding and guidelines for nutritional support in cardiac rehabilitation is continually developing. It is good practice to capture the education provided by cardiac rehabilitation centres to highlight good practice and areas for improvement. This helps to ensure that consistent high-quality practice is being delivered across the UK.

We would like to understand the current provision of dietary advice in UK-based cardiac rehabilitation. This information might inform future standardised guidelines for dietary advice in cardiac rehabilitation.

2. Why have I been selected to take part?

You have been invited to take part as you are involved in the provision of dietary advice to cardiac patients at a UK-based cardiac rehabilitation centre (Phase 3 or 4). Ideally, we would like to receive one response per cardiac rehabilitation centre in the UK. This could be from a dietitian, specialist nurse, healthcare assistant, or any other healthcare professional delivering dietary advice to patients as part of their cardiac rehabilitation.

3. Do I have to take part?

No. Participation in this survey is voluntary, and you will not experience any penalty or loss of benefit if you do not take part. If you do decide to take part, you can end your involvement in the study at any time by exiting the webpage.

4. What will I have to do?

We would like you to complete a survey which will collect information about routine dietary advice given to cardiac patients within your cardiac rehabilitation service. The survey should take no more than 15 minutes.

5. What is the exclusion criteria (i.e. are there any reasons why I should not take part)?

You should not complete this survey if you do not currently provide dietary advice to cardiac patients as part of their standard cardiac

rehabilitation.

6. What are the possible benefits of taking part?

We anticipate that the information you provide in the survey could contribute to the development of new dietary advice standards and guidelines for cardiac rehabilitation programmes. This will be of benefit to practitioners and cardiac patients across the UK.

7. What are the possible risks / disadvantages of taking part?

Other than the small amount of time required to complete this survey, there are no foreseeable risks or disadvantages to taking part.

8. Will my participation involve any psychological discomfort or embarrassment?

No questions involving personal information are included in this questionnaire. Therefore, we do not expect there to be any psychological discomfort or embarrassment associated with taking part. You may leave any questions unanswered that you are not comfortable with and can end your involvement in the study at any time, without reason or prejudice, by exiting the webpage. If you have any concerns about this survey, please contact a researcher using the email addresses provided below.

9. Will my participation be kept confidential and anonymous?

Yes, survey responses will be anonymised. We will ask you to enter the name and location of your rehabilitation service at the start of the questionnaire, so that we do not accept multiple responses from the same cardiac rehabilitation centre. This information will only be available to the research team and will not be published with the findings. The results of the survey will be analysed by region, similar to the regions used in the National Audit of Cardiac Rehabilitation, and not by your specific centre.

Personal data will be treated in accordance with university guidelines and the Data Protection Act (2018).

10. Who will have access to the information that I provide?

Any information and data gathered during this research study will only be available to the research team. Should the research be presented or published in any form, then that information will be generalised (i.e., your personal information or data will not be identifiable).

11. How will my information be stored / used in the future?

Relevant conclusions formulated from the results will be used as part of a PhD thesis. The general findings might be reported in a scientific journal, or presented at a research conference, but they will always remain anonymous. All information and data gathered during this research will be stored in line with the Data Protection Act (2018). The data may be used by members of the research team only for purposes appropriate to the research question, but at no point will your personal information or data be revealed.

Survey responses will be collected through Online Survey, an online platform that meets Northumbria University's requirements for processing personal data. Electronic information will be stored on secure, password-protected Online Surveys and Northumbria University OneDrive accounts, meeting General Data Protection Regulation requirements.

12. Has this investigation received appropriate ethical clearance?

This study received full ethical approval from Northumbria University Health and Life Sciences Ethics Committee. If you require confirmation of this, please contact the chair of ethics using the details below:

Dr Claire Thornton

Department of Sport and Exercise Sciences, Northumbria University

Claire.thornton@northumbria.ac.uk

13. Will I receive any financial rewards for taking part?

You will not receive any financial rewards for taking part

14. How can I withdraw from the project?

Initially, please speak to a researcher if you have any concerns about this study. You can withdraw from this study at any point, without reason or prejudice, by exiting the webpage. Any responses you have given up to this point will be retained and used by the research team for its original purpose. If, for any reason, you wish to withdraw your data please contact the investigator within a month

of your participation. After this date, it might not be possible to withdraw your individual data as the results might already have been published. As all data are anonymous, your individual data will not be identifiable in any way.

15. If I require further information who should I contact and how?

Researcher: Emily.j.c.james@northumbria.ac.uk

Senior academic: alasdairdoherty@northumbria.ac.uk

I have read and understood the study information. I agree to take part in this study. * *Required*

- Yes
- No

Name of your cardiac rehabilitation centre (this information will only be available to the research team to avoid accepting multiple responses from the same centre. Names will not be published with the findings). * *Required*

Have you previously completed **this** questionnaire? * *Required*

- Yes
- No

Thank you for your time. We do not believe we have your informed consent to take part in this study. If you selected No in error, you may return to the previous page and edit your answer.

Thank you for taking the time to complete this questionnaire previously. We only require one response per person. If you selected Yes in error, you may return to the previous page and edit your answer.

Please note - Questions in this survey relate to your standard cardiac rehabilitation provision. Please answer honestly. We are interested in current provision across the UK, rather than what you believe is the 'correct' or 'best practice' answer. We understand that not all questions will be relevant to all cardiac rehabilitation programmes. If you do not have an answer to some questions, we ask that you please state this or leave the box blank rather than exiting the survey, as this will still be useful information.

Where is your cardiac rehabilitation centre located?

Using whole-time equivalent (WTE), where 0.1 equals half a day, approximately how much of your job role is dedicated to:

Please don't select more than 1 answer(s) per row.

	<0.1	0.1	0.2	0.3	0.4	0.5	0.6	0.7	0.8	0.9	1.0
Nutrition	<input type="checkbox"/>	<input type="checkbox"/>	<input type="checkbox"/>	<input type="checkbox"/>	<input type="checkbox"/>	<input type="checkbox"/>	<input type="checkbox"/>	<input type="checkbox"/>	<input type="checkbox"/>	<input type="checkbox"/>	<input type="checkbox"/>
Cardiac rehabilitation	<input type="checkbox"/>	<input type="checkbox"/>	<input type="checkbox"/>	<input type="checkbox"/>	<input type="checkbox"/>	<input type="checkbox"/>	<input type="checkbox"/>	<input type="checkbox"/>	<input type="checkbox"/>	<input type="checkbox"/>	<input type="checkbox"/>

What is your job role / profession?

If you selected Other, please specify:

Which AfC band do you currently work under?

What is your highest-level qualification specifically **related to nutrition**?

If you selected Other, please specify:

Is dietary advice at your cardiac rehabilitation centre provided to cardiac patients by anyone other than yourself?

Yes
 No

What is their role / profession?

If you selected Other, please specify:

Which AfC band do they currently work under?

What is their highest-level qualification specifically **related to nutrition**?

- Post-graduate (Master or PhD) in dietetics
- Undergraduate degree in dietetics
- Undergraduate degree in nutrition
- BACPR 1-day course
- Level 3 nutrition-related course
- Level 4 nutrition-related course
- Level 5 nutrition-related course
- No formal nutrition-related qualification
- Unsure
- Other

If you selected Other, please specify:

Does your programme primarily deliver:

- Early rehabilitation (previously Phase III)
- Long-term maintenance (previously Phase IV)
- Both equally

Is your cardiac rehabilitation programme:

- Home-based
- Community-based
- Hospital-based
- A mixture of hospital- and community-based
- A mixture of hospital-, community-, and home-based
- Other

If you selected Other, please specify:

How many weeks does your cardiac rehabilitation programme last?

Please enter a whole number (integer).

How many weekly sessions are included in your standard cardiac rehabilitation programme?

Do you take patients' diet history at the start of their cardiac rehabilitation programme?

- Yes
- No

How are patients diet history assessed? Select all that apply.

- 24-hour food recall
- Food frequency questionnaire (FFQ)
- Mediterranean diet score tool
- 3-day food diary
- 7-day food diary
- Other

If you selected Other, please specify:

Please explain the barriers to undertaking dietary assessment.

Your answer should be no more than 300 characters long.

How do you identify patients with, or at risk of, malnutrition?

If you selected Other, please specify:

Do you **formally assess** patients for any of the following comorbidities that might affect the dietary advice given to them? Select all that apply.

- Dyslipidaemia
- Hypertension
- Diabetes
- Obesity

- Heart failure
- Kidney disease
- Sarcopenia
- Frailty
- None
- Other

If you selected Other, please specify:

Do you ask patients to **self-report** any of the following comorbidities that might affect the dietary advice given to them? Select all that apply.

- Dyslipidaemia
- Hypertension
- Diabetes
- Obesity
- Heart failure
- Kidney disease
- Sarcopenia
- Frailty
- None
- Other

If you selected Other, please specify:

On how many occasions is dietary advice delivered to patients during standard cardiac rehabilitation, including sessions delivered by a healthcare professional, remote, or manualised information?

On occasions where dietary advice is delivered to patients, is the information:

- Dedicated primarily to diet (for example a dedicated nutrition session led by a healthcare professional, or a booklet including only nutrition information)
- Presented alongside other risk factor management strategies

During standard duration cardiac rehabilitation, how many sessions delivered by a healthcare professional covering dietary advice are group sessions?

Please enter a whole number (integer).

What is the typical staff to patient ratio in your group diet sessions? (Staff member: patients)

If you selected Other, please specify:

During standard duration cardiac rehabilitation, how many sessions covering dietary advice are one-to-one sessions?

Please enter a whole number (integer).

Is the dietary information given to patients:

- Individualised
- Group-based
- Both

Which resources do you used to provide dietary advice to patients? Select all that apply.

- Eatwell Guide
- NHS website
- Presentations / leaflets made by staff members
- Visual aids
- Meal plans
- BACPR core competencies
- Quizzes / questionnaires
- BHF booklet
- No resources
- Other

If you selected Other, please specify:

What is the **main focus** of your diet sessions? For example, following the Eatwell Guide or other "balanced diet" guide, reducing saturated fat or calorie intake.

Your answer should be no more than 300 characters long.

Which reasons for dietary modification do you discuss with your patients? Select all that apply.

- General health
- Maintaining a healthy weight
- Lowering cholesterol
- Lowering blood pressure
- Maintaining muscle mass
- Maintaining physical function and / or independence
- Increasing life expectancy

- Maintaining bone health
- Blood glucose control
- Other

If you selected Other, please specify:

Taking a typical patient, please rank the following reasons for dietary modification in order of how much they feature in the advice you give, where 1 = key focus and 9 = least likely to be included. You do not need to select a rank for all answers if they are not applicable. For example, if you typically feature three of the following reasons for dietary modification, please rank them 1-3 and leave the rest blank.

Please don't select more than 1 answer(s) per row.

Please don't select more than 1 answer(s) in any single column.

	1	2	3	4	5	6	7	8	9
General health	<input type="checkbox"/>	<input type="checkbox"/>	<input type="checkbox"/>	<input type="checkbox"/>	<input type="checkbox"/>	<input type="checkbox"/>	<input type="checkbox"/>	<input type="checkbox"/>	<input type="checkbox"/>
Maintaining a healthy weight	<input type="checkbox"/>	<input type="checkbox"/>	<input type="checkbox"/>	<input type="checkbox"/>	<input type="checkbox"/>	<input type="checkbox"/>	<input type="checkbox"/>	<input type="checkbox"/>	<input type="checkbox"/>
Lowering cholesterol	<input type="checkbox"/>	<input type="checkbox"/>	<input type="checkbox"/>	<input type="checkbox"/>	<input type="checkbox"/>	<input type="checkbox"/>	<input type="checkbox"/>	<input type="checkbox"/>	<input type="checkbox"/>
Lowering blood pressure	<input type="checkbox"/>	<input type="checkbox"/>	<input type="checkbox"/>	<input type="checkbox"/>	<input type="checkbox"/>	<input type="checkbox"/>	<input type="checkbox"/>	<input type="checkbox"/>	<input type="checkbox"/>
Maintaining muscle mass	<input type="checkbox"/>	<input type="checkbox"/>	<input type="checkbox"/>	<input type="checkbox"/>	<input type="checkbox"/>	<input type="checkbox"/>	<input type="checkbox"/>	<input type="checkbox"/>	<input type="checkbox"/>
Maintaining physical function and / or independence	<input type="checkbox"/>	<input type="checkbox"/>	<input type="checkbox"/>	<input type="checkbox"/>	<input type="checkbox"/>	<input type="checkbox"/>	<input type="checkbox"/>	<input type="checkbox"/>	<input type="checkbox"/>
Increasing life expectancy	<input type="checkbox"/>	<input type="checkbox"/>	<input type="checkbox"/>	<input type="checkbox"/>	<input type="checkbox"/>	<input type="checkbox"/>	<input type="checkbox"/>	<input type="checkbox"/>	<input type="checkbox"/>
Maintaining bone health	<input type="checkbox"/>	<input type="checkbox"/>	<input type="checkbox"/>	<input type="checkbox"/>	<input type="checkbox"/>	<input type="checkbox"/>	<input type="checkbox"/>	<input type="checkbox"/>	<input type="checkbox"/>
Maintaining blood glucose	<input type="checkbox"/>	<input type="checkbox"/>	<input type="checkbox"/>	<input type="checkbox"/>	<input type="checkbox"/>	<input type="checkbox"/>	<input type="checkbox"/>	<input type="checkbox"/>	<input type="checkbox"/>

Which dietary patterns are most commonly offered to patients? Please rank in order, where 1 = most common and 8 = least common. You do not need to select a rank for all answers if they are not applicable. For example, if you typically offer three of the following dietary patterns, please rank them 1-3 and leave the rest blank.

Please don't select more than 1 answer(s) per row.

Please don't select more than 1 answer(s) in any single column.

	1	2	3	4	5	6	7	8
Mediterranean style	<input type="checkbox"/>	<input type="checkbox"/>	<input type="checkbox"/>	<input type="checkbox"/>	<input type="checkbox"/>	<input type="checkbox"/>	<input type="checkbox"/>	<input type="checkbox"/>
Dietary Approaches to Stop Hypertension	<input type="checkbox"/>	<input type="checkbox"/>	<input type="checkbox"/>	<input type="checkbox"/>	<input type="checkbox"/>	<input type="checkbox"/>	<input type="checkbox"/>	<input type="checkbox"/>
Nordic	<input type="checkbox"/>	<input type="checkbox"/>	<input type="checkbox"/>	<input type="checkbox"/>	<input type="checkbox"/>	<input type="checkbox"/>	<input type="checkbox"/>	<input type="checkbox"/>
Plant-based	<input type="checkbox"/>	<input type="checkbox"/>	<input type="checkbox"/>	<input type="checkbox"/>	<input type="checkbox"/>	<input type="checkbox"/>	<input type="checkbox"/>	<input type="checkbox"/>
Low carbohydrate	<input type="checkbox"/>	<input type="checkbox"/>	<input type="checkbox"/>	<input type="checkbox"/>	<input type="checkbox"/>	<input type="checkbox"/>	<input type="checkbox"/>	<input type="checkbox"/>
Low fat	<input type="checkbox"/>	<input type="checkbox"/>	<input type="checkbox"/>	<input type="checkbox"/>	<input type="checkbox"/>	<input type="checkbox"/>	<input type="checkbox"/>	<input type="checkbox"/>
High protein	<input type="checkbox"/>	<input type="checkbox"/>	<input type="checkbox"/>	<input type="checkbox"/>	<input type="checkbox"/>	<input type="checkbox"/>	<input type="checkbox"/>	<input type="checkbox"/>

Other



If you selected Other, please specify:

When promoting weight loss, do you recommend that patients maintain high protein intake whilst in calorie deficit?

- Always
- Sometimes
- Rarely
- Never

Which foods do you recommend to patients with poor appetite?

Your answer should be no more than 300 characters long.

Do you recommend nutritional supplements to patients?

- Yes
- No

Which nutritional supplements do you most commonly recommend?

Your answer should be no more than 300 characters long.

Are nutritional supplement recommendations:

- Individualised
- Group-based
- Both

Do you target **individual** dietary advice for patients based on any of the following comorbidities? Select all that apply.

- Dyslipidaemia
- Hypertension
- Diabetes
- Obesity
- Heart failure
- Kidney disease
- Sarcopenia
- Frailty
- None
- Other

If you selected Other, please specify:

Would you typically refer a patient to a specialist dietician for further input on individualised dietary considerations due to any other following comorbidities? Select all that apply.

- Dyslipidaemia
- Hypertension
- Diabetes
- Obesity
- Heart failure
- Kidney disease
- Sarcopenia
- Frailty
- None
- Other

If you selected Other, please specify:

How much dietary carbohydrate do you recommend to patients?

- Do not recommend a specific amount
- _ grams per kg body mass per day
- _ grams per day

- ~40% of total food intake (per the Eatwell Guide)
- Other

If you selected Other, please specify:

If you recommend dietary carbohydrate using **grams per kg body mass per day** or **grams per day**, please specify the amount here:

Can you briefly describe the sources of carbohydrate you most commonly recommend to patients?

Your answer should be no more than 300 characters long.

Do you prescribe low carbohydrate diets?

If yes, how?

How much dietary fat do you recommend to patients?

- Do not recommend a specific amount
- _ grams per kg body mass per day
- _ grams per day
- ~1% of total food intake (per the Eatwell Guide)
- JBS3 guidelines (saturated fat is <10% of total fat intake, replace saturated with polyunsaturated fat)
- NICE guidelines (total fat intake is $\leq 30\%$ of total energy intake, and saturated fats are $\leq 7\%$ of total energy intake)
- Other

If you selected Other, please specify:

If you recommend dietary fat using **grams per kg body mass per day** or **grams per day**, please specify the amount here:

Can you briefly describe the sources of fat you most commonly recommend to patients?

Your answer should be no more than 300 characters long.

Do you prescribe low fat diets?

If yes, how?

How much dietary protein do you recommend to patients?

- Do not recommend a specific amount
- _ grams per kg body mass per day
- _ grams per day
- ~12% of total food intake (per the Eatwell Guide)
- Other

If you selected Other, please specify:

If you recommend dietary protein using **grams per kg body mass per day** or **grams per day**, please specify the amount here:

Can you briefly describe the sources of protein you most commonly recommend to patients?

Your answer should be no more than 300 characters long.

Do you prescribe high protein diets?

If yes, how?

Do you follow-up whether dietary advice has been implemented by patients?

- Yes
- No

Can you briefly describe how and when you follow-up with patients whether dietary advice has been implemented?

Your answer should be no more than 300 characters long.

Final page

Thank you!

1. What was the purpose of the project?

The purpose of this study was to understand provision of dietary advice in cardiac rehabilitation. We want to understand whether dietary advice provision differs between geographical location, how it is affected by resource and staffing availability, and whether the dietary recommendations address comorbidities other than cardiovascular disease. This information might inform future dietary advice provision in UK-based cardiac rehabilitation.

2. How will I find out about the results?

A summary of the study findings will be sent to the BACPR for dissemination to rehabilitation services in their directory. You may also email Emily James for a copy of this summary (Emily.j.c.james@northumbria.ac.uk).

3. What will happen to the information I have provided / how will the results be disseminated?

Data will be stored securely and will remain confidential in accordance with the Data Protection Act (2018). Generalised data will form part of a PhD thesis. It may also be used for publication in a scientific journal or conference presentation in accordance with the purpose of the research, but in all cases confidentiality will be assured and personal data will not be identifiable.

4. Will I receive individual feedback?

Individual feedback is not normally provided.

5. Have I been deceived in any way during the project?

No

6. If I change my mind and wish to withdraw the information I have provided, how do I do this?

If, for any reason, you wish to withdraw your data please contact the investigator within a month of your participation stating your cardiac rehabilitation centre name and location. After this date, it might not be possible to withdraw your individual data as the results might already have been published. As all data are anonymous, your individual data will not be identifiable in any way.

If you have any concerns or worries concerning the way in which this research has been conducted please contact Dr Nick Neave (Faculty Director of Ethics and Chair of the Faculty Research Ethics Committee) via email at nick.neave@northumbria.ac.uk

Researcher contacts

Principle Investigator: Emily.j.c.james@northumbria.ac.uk

Senior Investigator: Alasdair.odoherty@northumbria.ac.uk

Key for selection options

4 - Where is your cardiac rehabilitation centre located?

- South East (England)
- Greater London
- North West (England)
- East of England
- West Midlands
- South West (England)
- Yorkshire and the Humber
- East Midlands

North East (England)
Northern Ireland
Scotland
Wales

6 - What is your job role / profession?

Dietitian
Specialist nurse
Healthcare assistant
Other

7 - Which AfC band do you currently work under?

Band 1
Band 2
Band 3
Band 4
Band 5
Band 6
Band 7
Band 8
Band 9

8 - What is your highest-level qualification specifically related to nutrition?

Post-graduate (Master or PhD) in dietetics
Undergraduate degree in dietetics
Undergraduate degree in nutrition
BACPR 1-day course
Level 3 nutrition-related course
Level 4 nutrition-related course
Level 5 nutrition-related course
No formal nutrition-related qualification
Other

9.a - What is their role / profession?

Dietitian
Specialist nurse
Healthcare assistant
Other

9.b - Which AfC band do they currently work under?

Band 1
Band 2
Band 3
Band 4
Band 5
Band 6
Band 7
Band 8
Band 9

13 - How many weekly sessions are included in your standard cardiac rehabilitation programme?

1
2
3
4

5
6
7

15 - How do you identify patients with, or at risk of, malnutrition?

Malnutrition Universal Screening Tool (MUST)
Mini Nutritional Assessment (MNA)
Mini Nutritional Assessment Short Form (MNA-SF)
Not usually formally assessed
Other

21 - What is the typical staff to patient ratio in your group diet sessions? (Staff member: patients)

1:2
1:3
1:4
1:5
1:6
1:7
1:8
1:9
1:10
Not applicable
Other

36 - Do you prescribe low carbohydrate diets?

Yes
No

39 - Do you prescribe low fat diets?

Yes
No

42 - Do you prescribe high protein diets?

Yes
No

Provision of dietary education in UK-based cardiac rehabilitation: A cross-sectional survey conducted in conjunction with the British Association for Cardiovascular Prevention and Rehabilitation

Supplementary material 2

Example study recruitment email sent to BACPR members.

Re: *Dietary advice in UK-based cardiac rehabilitation.*

Dear [name],

Our knowledge, understanding and guidelines for nutritional support in cardiac rehabilitation is continually developing. We would like to understand the current provision of dietary advice in UK-based cardiac rehabilitation. This information might inform future standardised guidelines for dietary advice in cardiac rehabilitation.

If you currently provide dietary advice to patients at a UK-based cardiac rehabilitation centre, we would be grateful if you could complete our survey using the link below. The survey will capture the content, delivery methods and resources used in your usual dietary advice provision as part of standard cardiac rehabilitation.

Full details of the survey are provided through the link below. It should take no longer than 15 minutes and can be completed on a desktop computer or a smart phone. The findings of the study will be disseminated through the BACPR, scientific publications and conferences, and will contribute to a PhD thesis at Northumbria University.

We really appreciate your time and hope that you can help support us in this study.

Please click here [insert hyperlink] to complete the survey.

Best wishes,

[name]

BACPR Scientific Officer

Example study recruitment Twitter post.

“Nutritional support is an important part of #CardiacRehab. If you deliver dietary advice to patients in a UK-based cardiac rehab centre, please help us understand current provision by completing this short survey [insert hyperlink]. RTs appreciated”

Invalid survey responses

Where cardiac rehabilitation programmes included group-based dietary education sessions, we asked providers to select the typical practitioner to patient ratio. The following six responses were not considered valid: four responses (8.2%) indicated that ≥ 1 practitioner-led dietary education session was group-based but selected “not applicable” for the staff to patient ratio. Two responses (4.1%) indicated that no sessions were group-based but selected a staff to patient ratio of 1:4 or higher for diet sessions.

Free-text responses

Figure 6 presents methods of identifying and addressing (through dietary support) common comorbidities among patients attending cardiac rehabilitation. Free-text responses submitted under the option “other” for formal assessment (blue bars; $n = 2$) were allergies and intolerances, cancer, thyroid disorders, obstructive sleep apnoea and inflammatory bowel disease. Free-text responses submitted under the option “other” for participant self-report (grey bars; $n = 6$) were allergies and intolerances, cancer, thyroid disorders, obstructive sleep apnoea and inflammatory bowel disease, mobility, functional capacity, osteoporosis, and psychosocial factors impacting food choices. Free-text responses submitted under the option “other” for referral to a specialist dietitian (yellow bars; $n = 4$) were inflammatory bowel disease, coeliac, nutritional deficiencies or any other conditions outside the practitioner’s usual practice.

Table 2 Practitioners indicated which motives for dietary modification are discussed with patients, reported as frequency (%). Free-text responses submitted under “other reasons for dietary modification” included improving mental health, bowel function, sleep, energy, and post-surgery healing.

Table 1 Taking a typical patient, practitioners ranked common dietary pattern in the order they feature in the advice given, where 1 = most offered and 8 = least offered. Free-text responses submitted under “other dietary patterns” included Keto, a diet based on whole natural food or alternatives guided by patients’ preference.