




Corrigendum to The impact of dimethylformamide on the synthesis of graphene quantum dots derived from graphene oxide

Khuong T. Truong ^{ab} , Thach H. Pham ^{ab}, Khai V. Tran ^{ab} * 

a: Faculty of Materials Technology, Ho Chi Minh City University of Technology (HCMUT), Ho Chi Minh 700000, Vietnam

b: Vietnam National University Ho Chi Minh City (VNU-HCM), Ho Chi Minh 700000, Vietnam

* Corresponding author: tvkhai1509@hcmut.edu.vn



This paper belongs to a Regular Issue.

The original article, “Khuong T. Truong, Thach H. Pham, Khai V. Tran. The impact of dimethylformamide on the synthesis of graphene quantum dots derived from graphene oxide. *Chimica Techno Acta*. 2023;10(4):202310405”, is available at: <https://doi.org/10.15826/chimtech.2023.10.4.05>

Available online: 26.10.23

© 2023, the Authors. This article is published in open access under the terms and conditions of the Creative Commons Attribution (CC BY) license (<http://creativecommons.org/licenses/by/4.0/>).

In section 2.3. Synthesis of GQDs, the sentence "In a typical procedure, a mixture of 4 mL of 30% hydrogen peroxide and 40 mL of a 0.4 mg/mL aqueous suspension of GO was prepared, followed by the addition of 20 mL of DMF (for Q1a, Q2a, Q3a, or DDW for Qo)" contains one issue. The phrase "or DDW for Qo" is redundant and should be removed as there was a second paragraph describing the reference samples. Besides, the word "and" should be added between "Q2a" and "Q3a".

In 2.4. Characterization, in the sentence "Fourier transform infrared spectroscopy (FTIR) spectra ranging from

500 to 4000cm⁻¹ were obtained by using a Platinum ATR Alpha II spectrometer (Bruker, Germany)", the word "spectroscopy" is redundant and should be removed as the sentence subject was "spectra".

In section 3.3 (the first line of the left column on page 6), the word "QD1a" (in "PL spectra of QD1a and Q3a exhibited the strongest peak at 505 and 467 nm, respectively, whereas the most intensive peak of PL spectra for Q2a was centered at 488 nm, corresponding to the 400 nm excitation wavelength") should be corrected to "Q1a". This was a typo.