

Sustainable catalytic epoxidation of biorenewable terpene feedstocks using H₂O₂ as an oxidant in flow microreactors

Tibbetts, Joshua D.; Cunningham, William B.; Vezzoli, Massimiliano; Plucinski, Pawel; Bull, Steven D.

DOI:
[10.1039/d1gc01734a](https://doi.org/10.1039/d1gc01734a)

License:
Creative Commons: Attribution (CC BY)

Document Version
Publisher's PDF, also known as Version of record

Citation for published version (Harvard):
Tibbetts, JD, Cunningham, WB, Vezzoli, M, Plucinski, P & Bull, SD 2021, 'Sustainable catalytic epoxidation of biorenewable terpene feedstocks using H₂O₂ as an oxidant in flow microreactors', *Green Chemistry*, vol. 23, no. 15, pp. 5449-5455. <https://doi.org/10.1039/d1gc01734a>

[Link to publication on Research at Birmingham portal](#)

General rights

Unless a licence is specified above, all rights (including copyright and moral rights) in this document are retained by the authors and/or the copyright holders. The express permission of the copyright holder must be obtained for any use of this material other than for purposes permitted by law.

- Users may freely distribute the URL that is used to identify this publication.
- Users may download and/or print one copy of the publication from the University of Birmingham research portal for the purpose of private study or non-commercial research.
- User may use extracts from the document in line with the concept of 'fair dealing' under the Copyright, Designs and Patents Act 1988 (?)
- Users may not further distribute the material nor use it for the purposes of commercial gain.

Where a licence is displayed above, please note the terms and conditions of the licence govern your use of this document.

When citing, please reference the published version.

Take down policy

While the University of Birmingham exercises care and attention in making items available there are rare occasions when an item has been uploaded in error or has been deemed to be commercially or otherwise sensitive.

If you believe that this is the case for this document, please contact UBIRA@lists.bham.ac.uk providing details and we will remove access to the work immediately and investigate.


 Cite this: *Green Chem.*, 2021, **23**, 5449

Received 16th May 2021

Accepted 6th July 2021

DOI: 10.1039/d1gc01734a

rsc.li/greenchem

Sustainable catalytic epoxidation of biorenewable terpene feedstocks using H₂O₂ as an oxidant in flow microreactors†

 Joshua D. Tibbetts,^{a,b} William B. Cunningham,^{a,b} Massimiliano Vezzoli,^c Pawel Plucinski^c and Steven D. Bull^a

Solvent-free continuous flow epoxidation of the alkene bonds of a range of biorenewable terpene substrates have been carried out using a recyclable tungsten-based polyoxometalate phase transfer catalyst and aqueous H₂O₂ as a benign oxidant. These sustainable flow epoxidation reactions are carried out in commercial microreactors containing static mixing channels that enable common monoterpenes (e.g. untreated crude sulfate turpentine, limonene, etc.) to be safely epoxidized in short reaction times and in good yields. These flow procedures are applicable for the flow epoxidation of trisubstituted and disubstituted alkenes for the safe production of multigram quantities of a wide range of epoxides.

Introduction

Terpenes and terpenoids are produced in large amounts as secondary metabolites from plants and microbes, which are widely used as biorenewable feedstocks for production of chemicals, flavours, fragrances, drugs and polymers.^{1–3} Several unsaturated monoterpenes are currently available in large volumes as waste by-products from the forestry (e.g. α -/ β -pinene from paper milling) and agricultural (e.g. limonene from citrus juice production) industries.⁴ The largest biorenewable monoterpene source is turpentine, with an estimated 230 000 tonnes of Crude Sulfate Turpentine (CST) produced annually as a co-product from the Kraft paper pulping process. Another 100 000 tonnes of gum turpentine are produced through distillation of resin harvested from tapping trees in forestry plantations. CST (major components: α -/ β -pinene and 3-carene; exact composition dependent on geographic origin) is currently available at low-cost (~\$220 per tonne), which is used for production of a range of value-added biorenewable

chemical products (e.g. flavours, fragrances and vitamins).⁵ Consequently, the development of new efficient catalytic protocols to transform abundant monoterpene feedstocks into synthetically versatile intermediates is important, since they would broaden the range of biorenewable products available from terpene biorefineries, thus helping improve their economic viability.^{6,7}

Epoxides are one of the most synthetically useful functional groups,^{8,9} so the availability of sustainable catalytic protocols that can be used to epoxidize the alkene bonds of monoterpene feedstocks to produce monoterpenoid epoxides is highly desirable.¹⁰ Current examples of potentially useful terpene epoxides include α -pinene oxide which is used as an intermediate to produce commercially valuable fragrance compounds,¹¹ and limonene 1,2-oxide which can be used as a monomer for the sustainable synthesis of biorenewable polymers.¹² We have recently described optimal biphasic solvent-free protocols that use a preformed tungsten based Venturolo Phase Transfer Catalyst (VPTC) and 30 mol% H₂O₂ as a benign terminal oxidant to carry out batch catalytic epoxidation of the alkene bonds of biorenewable terpene feedstocks (including untreated CST, see Fig. 1).¹³ Variations of this batch catalytic epoxidation process have been used to epoxidize the tri- and/or di-substituted alkene bonds of a wide range of terpenes, exhibiting good tolerance of common terpenoid functional groups (e.g. alcohols and esters). Catalyst recycling studies revealed that the VPTC could be recycled up to three times for the sequential production of monoterpene oxides with only minimal losses in epoxide yield or catalyst activity.¹³ Treatment of crude epoxides (no work-up) with a heterogeneous acid catalyst (Amberlyst-15) was also used to prepare their corresponding terpene-*anti*-diols in good yields.¹³

The scope and versatility of the VPTC/H₂O₂ catalytic system means that it has been widely used for batch epoxidation of the alkene bonds of a wide range of substrates.^{14–16} However, we (and others^{17,18}) have described that scale up of batch biphasic VPTC/H₂O₂ epoxidation reactions is challenging, requiring slow dropwise addition of the H₂O₂ oxidant and

^aDepartment of Chemistry, University of Bath, Bath, UK. E-mail: s.d.bull@bath.ac.uk

^bCentre for Sustainable Chemical Technologies, University of Bath, UK

^cDepartment of Chemical Engineering, University of Bath, Bath, UK

†Electronic supplementary information (ESI) available. See DOI: 10.1039/d1gc01734a



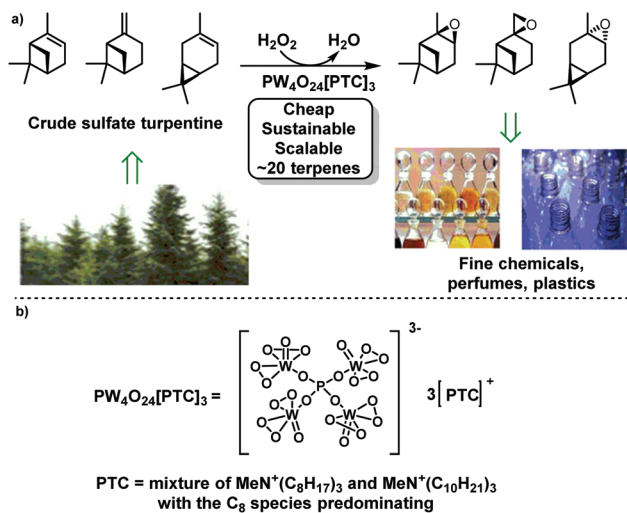


Fig. 1 (a) A recyclable tungsten-based polyoxometalate catalyst using H_2O_2 as a stoichiometric oxidant for the solvent free batch epoxidation of the alkene bonds of monoterpenes present in untreated CST. (b) Structure of Venturello Phase Transfer Catalyst (VPTC) used in H_2O_2 based epoxidation reactions.

careful control of reaction temperature to prevent dangerous delayed onset thermal runaways from occurring.¹⁹ The potential benefits of carrying out catalytic epoxidation reactions using H_2O_2 as an oxidant in flow reactors are well established (for literature examples, see Table 1, entries 1–7), including: excellent mass and heat transfer; reduced reaction times; more efficient temperature control; improved safety profiles; and the ability to telescope reactions to generate epoxide derivatives.^{20–28} Therefore, the ability to carry out continuous VPTC/ H_2O_2 mediated epoxidations of monoterpenes (and other types of alkenes) in flow reactor systems is desirable,

since it would enable this catalytic system to be used safely for large scale epoxide manufacturing. Consequently, we now describe that preformed VPTC/ H_2O_2 systems can be used for the flow epoxidation of biorenewable terpene feedstocks in inexpensive continuous flow microreactors containing static mixing units, with these simple flow protocols also applicable for epoxidation of other types of alkene substrate.²⁹

Results and discussion

Previous studies using the VPTC/ H_2O_2 system for batch epoxidation reactions had established that the overall rate of epoxidation was highly dependent on the rate of stirring of these biphasic reactions.¹³ Consequently, it was decided to use a commercial flow microreactor containing static mixing channels to carry out flow epoxidation reactions, since this would ensure efficient mass and heat transfer between organic and aqueous streams, as well as allowing for efficient control of reaction temperature. The microreactor system used contains separate channels (2.2×2.2 mm) that allow discrete preheating of organic (terpene and catalyst, solvent free) and aqueous (aq. 30 wt% H_2O_2) input streams. Both these organic and aqueous streams are then flowed into a single static mixer channel that results in efficient mass transfer between the two phases (under a positive pressure of up to 7 bar) (see Fig. S11 and S12† for details of flow reactor design). Use of this flow reactor design results in fast solvent-free catalytic epoxidation reactions under good thermal control to produce an epoxide and water as the only by-product. Sampling ports were used for reaction monitoring, with reaction data (e.g. alkene conversion rates, product ratios, etc.) acquired at different time points used to modify reaction conditions (e.g. catalyst loadings, flow

Table 1 Conditions used for the catalytic H_2O_2 -mediated epoxidation of alkene substrates (≥ 6 carbon atoms) that are liquid at room temperature

Entry	Substrate	Reactor type	Conditions	Yield	Ref.
1	Styrene	Corning advanced flow G1 reactor	15% 2,2,2-trifluoroacetophenone, 3 equiv. H_2O_2 , MeCN/ <i>t</i> -BuOH, 80 °C, 3 min	92%	22
2	Cocoa butter (<i>cis</i> -alkenes of palmitic, stearic and oleic acid side chains)	Vapourtec PTFE tubular reactor (1 mm i.d. \times 12.7 m length)	2.5% tungsten powder, 1.5% surfactant, 4% H_3PO_4 , 8 equiv. H_2O_2 , 80 °C, 80 min	77%	23
3	Soybean Oil (<i>cis</i> -alkenes of α -linoleic, linoleic and oleic acid side chains)	Microflow slit plate mixer	3% H_2SO_4 , 3% EDTA-2Na, 8 equiv. H_2O_2 , 8 equiv. HCOOH, 75 °C, 7 min	7.3 (epoxy number)	24
4	Soapstock fatty acids (<i>cis</i> -alkenes of linoleic, oleic and linolenic acid side chains)	Microchannel bioreactor (0.8 mm i.d. \times 1000 mm)	0.3 wt% <i>Candida rugosa</i> lipase, 1.6 equiv. H_2O_2 , 36 °C, 51 min	85%	25
5	Cyclohexene	Glass capillary microreactor (3 mm i.d. \times 36 mm length) packed with enzyme catalyst	100 mg Novozym® 435, 2 equiv. H_2O_2 , 2.6 min	98%	26
6	Cyclohexene	Micro-flow capillary tube	3% DCC, 8 equiv. Urea H_2O_2 , 80 °C, 12 min	96%	27
7	Cyclohexene	Vapour phase flow reactor (fluorinated ethylene propylene tubing)	Ti/Nb-SiO ₂ , 3 kPa H_2O_2 and 3 kPa cyclohexene, 120 °C, 200 min	50% selectivity (+~50% diol)	28
8	Cyclohexene	LTF microreactor (7.5 mL)	2% $\text{PW}_4\text{O}_{24}[\text{PTC}]_3$, 1.6 equiv. H_2O_2 , 50 °C, 17 min	91%	This work



rates, etc.) to enable flow epoxidation conditions of individual alkene substrates to be optimised.

Previous batch epoxidation conditions developed for mono-epoxidation of the trisubstituted alkene of limonene that produce good yields of limonene 1,2-oxides in ~ 1 h were chosen as a starting point to commence the flow epoxidation studies.¹³ Therefore, an organic flow stream containing 1 mol% $\text{PW}_4\text{O}_{24}[\text{PTC}]_3$ catalyst dissolved in limonene and an aqueous stream containing 30 wt% H_2O_2 (pH 7.0) was trialled. The organic and aqueous streams were preheated to 50 °C, with both streams then flowed into the static mixing channel (7.5 mL total volume, 50 °C) of the reactor where epoxidation occurs. Limonene consumption levels at a relatively low flow rate of 9 mL h⁻¹ proved to be sluggish, requiring >30 min to reach completion. Conversely, a higher flow rate of 54 mL h⁻¹ resulted in a faster epoxidation rate, however the total volume of the static reactor gave insufficient residence time to allow for full limonene consumption. Therefore, a flow rate of 27 mL h⁻¹ was chosen, which resulted in total consumption of limonene in ~ 17 min, with this median flow rate subsequently used to carry out all further flow optimisation studies (see Fig. S13† for flow rate studies). Incremental increases in the temperature of the flow epoxidation reaction from 25 to 50 °C resulted in a corresponding increase in the rate of limonene epoxidation, with temperatures up to 50 °C resulting in >90% selectivity for formation of limonene 1,2-oxides (55 : 45 mixture of diastereomeric epoxides **1a** and **1b**). Raising the temperature above 50 °C led to a decrease in selectivity for production of limonene 1,2-oxides **1a/1b** (<75% at 60 °C), with losses in epoxide yield caused by competing epoxidation/hydrolysis reactions producing *anti*-diols **2** and diastereomeric bis-epoxides **3** as unwanted side-products. Increasing the temperature of the static mixer further to 70 °C resulted in thermal decomposition of hydrogen peroxide (oxygen bubbles observed in reactor channels) that resulted in lower limonene consumption rates (see Fig. S14† for flow temperature studies). Use of 1 mol% VPT catalyst proved optimal for carrying out the flow epoxidation of limonene, with higher catalyst loadings leading to faster limonene consumption, however lower yields of limonene 1,2-oxides **1a/1b** were obtained due to greater amounts of unwanted diols **2** and bis-epoxides **3** being formed as by-products (see Fig. S15 and S16† for catalyst loading studies).³⁰ Increasing the amount of commercial 30 wt% H_2O_2 (pH 7.0) oxidant from 1.0 to 1.6 equiv. had a positive effect on limonene conversion rates, with only a 2% decrease in selectivity for **1a/1b** observed at higher H_2O_2 levels (see Fig. S17† for H_2O_2 concentration studies). These screening studies led to optimal conditions for flow epoxidation of limonene being established as 1 mol% VPTC and 1.6 equiv. H_2O_2 (pH 7.0) at 50 °C using a 27 mL h⁻¹ total flow rate that produced a residence time of 16.7 min in a 7.5 mL volume microreactor. These conditions gave 89% limonene conversion, producing limonene 1,2-oxides **1a/1b** with >90% selectivity in <20 min (Fig. 2).

These conditions were then used as a starting point to optimise flow epoxidation of six other monoterpenes in 92–100%

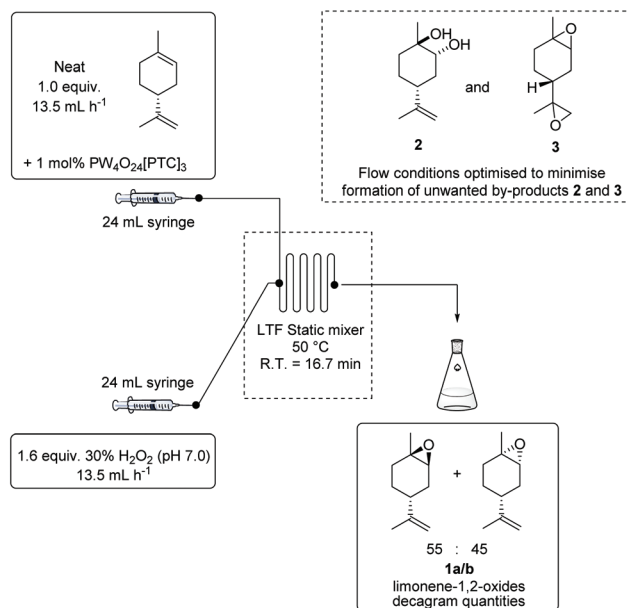


Fig. 2 Optimal conditions used for the continuous flow epoxidation of limonene using 1 mol% $\text{PW}_4\text{O}_{24}[\text{PTC}]_3$ catalyst and 30 wt% H_2O_2 (pH 7.0) as oxidant.

conversions (Fig. 3). 2 mol% VPTC was used to epoxidize the alkene bond of 3-carene to give 3-carene oxide **4** in 97% conversion and 98% selectivity in <20 min. Previous batch epoxidation studies had shown that α -pinene oxide **5** produced under VPTC/ H_2O_2 conditions underwent rapid hydrolysis to its corresponding *anti*-diol. However, this unwanted epoxide ring-opening reaction could be suppressed by inclusion of 30 mol% Na_2SO_4 as an additive, which increases the ionic strength of the aqueous H_2O_2 phase to minimise hydrolysis of the epoxide.^{13,31} Attempts to carry out additive-free flow epoxidation of α -pinene also produced α -pinene *anti*-diols as major products (<20% α -pinene oxide **5**). However, incorporation of 30 mol% Na_2SO_4 in the aqueous H_2O_2 (pH 7.0) flow stream and use of a higher 3 mol% VPTC loading resulted in excellent 95% conversion and 95% selectivity for formation of α -pinene oxide **5** (see Fig. S18 and S19†). Selective flow mono-epoxidation of the trisubstituted alkene bond of myrcene could also be achieved, producing myrcene mono-epoxide **6** in 92% conversion and 97% selectivity, with its diene fragment left intact for further functionalisation.

Bis-epoxidation of both trisubstituted alkenes bonds of γ -terpinene was achieved by increasing the amount of 30 wt% H_2O_2 used as oxidant from 1.6 to 3.2 equiv., with γ -terpinene-bis-epoxide **7** produced in >99% conversion and 60% selectivity. The other products formed were γ -terpinene-monoepoxides that could be easily separated by distillation/chromatography and resubjected to the flow epoxidation conditions to produce more bis-epoxide **7** as required. The diastereoselectivity of this bis-epoxidation reaction arises from coordination of the tungsten catalyst to the oxygen atoms of either mono-epoxide, which directs alkene epoxidation to the same face to exclusively afford the *syn*-bis-epoxide **7**. These flow



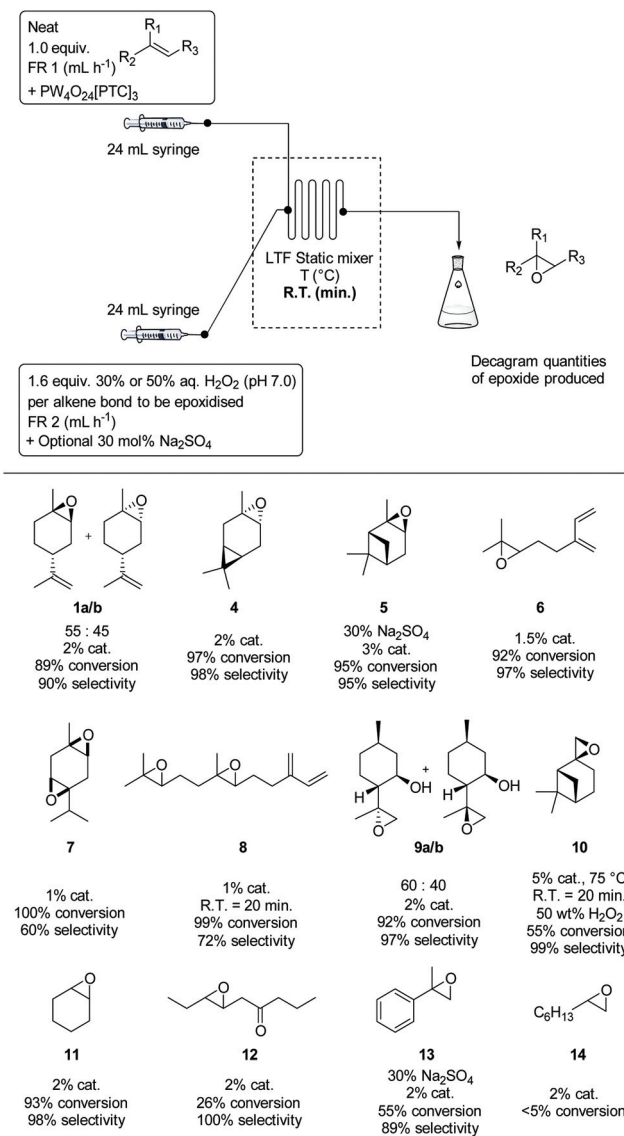


Fig. 3 Catalytic flow epoxidation reactions used for the synthesis of a range of trisubstituted and disubstituted epoxides **1a/b** and **4–13**. Standard flow epoxidation conditions (30 wt% H₂O₂ (pH 7.0), 50 °C. Residence Times (R.T.) were 16.7 min unless otherwise stated. FR1 and FR2 = Flow Rates 1 and 2. See ESI† for individual FR and R.T. values. Conversion values refer to levels of alkene consumption. Selectivity values refer to amount of epoxide product relative to substrate consumption levels.

epoxidation reaction conditions were also used to epoxidize both trisubstituted alkene bonds of acyclic farnesene (leaving the less reactive diene fragment intact), with farnesene bis-epoxide **8** generated in 99% conversion and 72% selectivity (along with ~25% mono-epoxides).

The less electron rich *gem*-disubstituted alkene bond of (–)-isopulegol was flow epoxidized using 1.6 equiv. H₂O₂ to afford isopulegol epoxides **9a/b** as a 60 : 40 mixture of diastereomers in 92% conversion and 97% selectivity. Previous batch epoxidation reactions of the exocyclic alkene bond of β-pinene using the VPTC/H₂O₂ epoxidation protocol had proven challen-

ging, primarily due to the reactive β-pinene oxide undergoing hydrolysis to its corresponding β-pinene diol. Similar problems were encountered using our standard flow epoxidation conditions which also produce large quantities of β-pinene diol. However, use of higher 5 mol% VPTC loadings, 1.6 equiv. of more concentrated aq. 50 wt% H₂O₂ (18 M, (pH 7.0)), a higher temperature of 75 °C and shorter static mixer residency times of 1.65 min enabled 55% conversion of β-pinene into β-pinene oxide **10** with excellent 99% selectivity levels (Fig. 3). These flow conditions proved optimal, with attempts to increase β-pinene conversion levels by reducing flow rates, increasing catalyst loadings/temperature, and changing static mixer residency times leading to lower yields of β-pinene oxide **10**.

The synthetic utility of the VPTC/H₂O₂ catalytic system used in this flow epoxidation study is well established, and it has been used to carry out batch epoxidation reactions of a wide range of alkene substrates.^{14–18} Consequently, we decided to carry out a brief exploration of the scope and limitation of the protocol to flow epoxidize four non-biorenewable substrates containing challenging disubstituted and monosubstituted alkene substitution patterns. Flow epoxidation of the *cis*-disubstituted alkene bond of cyclohexene (benchmark substrate used in previous flow epoxidation studies, see Table 1) gave cyclohexene oxide **11** with excellent 93% conversion and 98% selectivity. The (*E*)-alkene bond of *trans*-ethyl-3-hexenoate proved less reactive, with flow-epoxidation affording the desired *trans*-epoxide **12** in only 26% conversion, but with 100% selectivity levels. Exclusive formation of *trans*-epoxide **12** means that better yields of this epoxide should be available using longer flow reaction times in a microreactor with a larger volume. Flow epoxidation of the *gem*-disubstituted alkene functionality of α-methylstyrene required incorporation of 30 mol% Na₂SO₄ as an additive to prevent unwanted epoxide hydrolysis, which produced epoxide **13** in 55% conversion with 89% selectivity. Unfortunately, the alkene bond of 1-octene proved unreactive towards the flow epoxidation conditions, with electron poor monosubstituted alkenes also found to be unreactive in batch VPTC/H₂O₂ epoxidation systems.¹³

The flow epoxidation protocol was then applied to untreated industrial CST obtained from a Swedish paper mill, which is the largest biorenewable monoterpene feedstock available for use in a terpene biorefinery. Pleasingly, use of 5 mol% catalyst, 2.2 equiv. of 30 wt% H₂O₂ (pH 7.0), 30 mol% Na₂SO₄, 60 °C, 15 min residence time resulted in 95% consumption of its three major components [α-pinene (40%), 3-carene (39%), β-pinene (10%), other monoterpenes (11%)]. This resulted in an excellent selectivity profile for production of 3-carene oxide **4** (99%) and α-pinene oxide **5** (63%), whilst its β-pinene fraction was converted into β-pinene diol (Fig. 4 and Fig. SI10†). The major epoxide products could be separated by fractional distillation of the crude product under reduced pressure to afford 3-carene oxide **4** (bp 87 °C at 50 mm Hg) and α-pinene oxide **5** (bp 102 °C at 50 mm Hg), with small amounts of pinane diols recoverable from the distillation residue. Pleasingly these flow oxidative conditions also



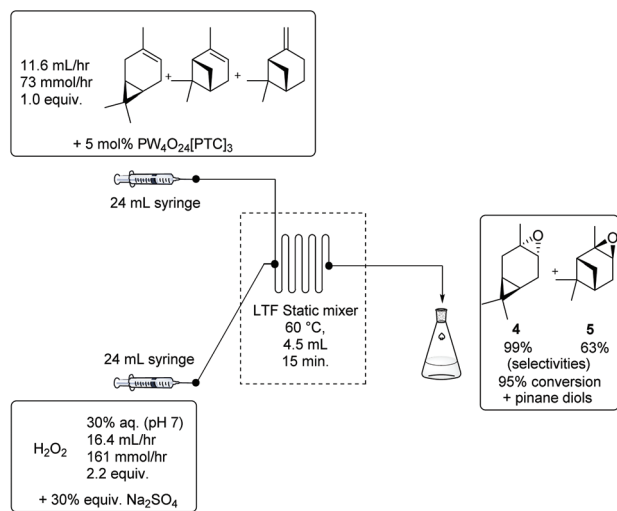


Fig. 4 Flow epoxidation of the α -pinene, β -pinene and 3-carene components of untreated CST.

eliminated the noxious sulfurous odour caused by the sulfur impurities (*e.g.* Me_2S , Me_2S_2 , *etc.*) present in the CST feedstock (*e.g.* through oxidation to DMSO).

The yields of the eight terpene epoxides **1** and **4–10** produced in these flow epoxidation protocols are similar (*cf.* 92% (batch) *vs.* 95% (flow) for 3-carene oxide **4**), or better (*cf.* 63% (batch) *vs.* 90% (flow) for isopulegol epoxides **9a/b**) than those obtained in their corresponding batch epoxidation reactions.¹³ Flow epoxidation rates for the terpene substrates were generally an order of magnitude faster than for their corresponding batch epoxidation reactions, with flow epoxidation reactions generally complete within 20 min, whilst the batch epoxidation reactions required between 1–18 h to proceed. The efficiency of these VPTC/ H_2O_2 catalytic flow-epoxidation reactions of cyclohexene (see Table 1, entry 8) also compare favourably (*e.g.* lower temperature, low recyclable catalyst loadings, fast conversion rates, lower equiv. of H_2O_2 , *etc.*) with previous reports where H_2O_2 has been used as an oxidant in catalytic flow epoxidation reactions of alkene substrates that are liquid at ambient temperatures (see Table 1, entries 1–8 for comparison).^{22–28}

The smaller reaction volumes, static mixing channels and heat exchangers present in the microreactors result in highly efficient mass transfer and excellent temperature control in these flow epoxidation reactions. This means that it should be much safer to scale-up VPTC/ H_2O_2 catalysed flow epoxidation reactions, since it should avoid dangerous thermal runaways that can be difficult to control in large-scale batch epoxidation reactions.¹³ The scale-up potential of this flow epoxidation protocol was demonstrated for continuous epoxidation of 13.5 mL of limonene over a 1 h period, which safely produced decagram quantities of limonene 1,2-oxides **1a/b**. Vacuum distillation of the resultant crude epoxidation product enabled 9.0 g of pure limonene 1,2-oxides **1a/b** to be isolated in 71% yield. The VPT catalyst recovered from this limonene flow epoxi-

ation reaction could be reused to produce a second batch of limonene 1,2-oxide in 83% conversion.¹ ^1H NMR spectroscopic analysis of the recovered catalyst revealed some degradation had occurred, however the VPTC was still present as the major component (see Fig. SI11 and SI12† for details).³² Flow reactions in microreactors can be scaled up using a numbering up principle, with multiple flow reactions run in parallel to generate large amounts of product. Based on results obtained for the flow epoxidation of limonene, it can be calculated that simultaneous use of 111 microreactors could be used to produce 1 kg of limonene 1,2-oxides **1a/b** per hour, which if operated continuously would generate around 8 tonnes of these epoxides annually.

Conclusions

Sustainable solvent free flow epoxidation of the di- and tri-substituted alkene bonds of various biorenewable terpenes to produce terpene oxides has been carried out using a recyclable tungsten-based polyoxometalate phase transfer catalyst and commercial H_2O_2 (pH 7.0) as an oxidant. Using these continuous flow epoxidation reactions in a flow reactor containing static mixing channels results in rapid mass and heat transfer between organic and aqueous streams that leads to fast epoxidation reactions and excellent temperature control. This enables epoxide products to be safely prepared in short reaction times, with the flow epoxidation protocol used to produce multigram quantities of limonene 1,2-oxide, with the recovered VPT catalyst then recycled for further epoxide production as required. The improved safety profile of these VPTC/ H_2O_2 flow epoxidation conditions means they are better suited for large-scale manufacturing of epoxides than widely used biphasic batch epoxidation conditions that suffer from potentially dangerous thermal runaways caused by inefficient mixing and poor temperature control.

Experimental

Representative flow epoxidation procedure of (*R*)-(+)-limonene

Two Little Things Factory (LTF) GmbH XXL-ST-04 microreactors were connected in series using PTFE 1/16-inch tubing to give a total reactor volume of 10 mL (see Fig. SI1 and SI2 ESI† for diagrams of microreactor setup). The reactor volume (and residence time) could be varied by allowing the reaction mixture to exit at any of the sampling ports. The $\text{PW}_4\text{O}_{24}[\text{PTC}]_3$ (2.79 g, 2259 g mol^{-1} , 1.24 mmol, 1 mol%) catalyst³³ was dissolved in (*R*)-(+)-limonene (20 mL, 16.8 g, 124 mmol, 1 equiv.) and then loaded into a 24 mL syringe connected to the first input channel of the reactor using PTFE tubing. 30 wt% aqueous H_2O_2 (20 mL, 200 mmol, 1.6 equiv.) was basified to pH 7.0 using 3 M NaOH and then loaded into a second 24 mL syringe connected to the second input channel of the reactor using PTFE tubing. 30 mol% of Na_2SO_4 (relative to terpene substrate) was added to the aqueous H_2O_2 stream when



epoxide products proved susceptible to hydrolysis. The syringes were pumped into the 50 °C heated static mixing reactor using syringe pumps at a rate of 13.5 mL h⁻¹, with port sampling carried out after a combined 7.5 mL of reaction mixture had passed into the reactor (allowing for steady state equilibration). ¹H NMR spectroscopic analysis of the organic layer allowed conversion levels and selectivities to be calculated. The organic layer of the preparative limonene epoxidation reaction was purified by distillation (or column chromatography) to give 9.0 g of (+)-limonene 1,2-oxide as a pale-yellow oil. The solid catalyst residue from this reaction was dissolved in a fresh batch of limonene and the flow epoxidation reaction repeated under identical conditions to give a second batch of limonene oxide in 83% conversion.

Conflicts of interest

There are no conflicts to declare.

Acknowledgements

We would like to thank EPSRC for funding through “Terpene-based Manufacturing for Sustainable Chemical Feedstocks” EP/K014889 and the Centre for Doctoral Training in Sustainable Chemical Technologies (EP/L016354/1). Södra Forestry Cooperative are thanked for supplying an authentic industrial sample of CST.

Notes and references

- N. Tsolakis, W. Barn, J. S. Srai and M. Kumar, *J. Cleaner Prod.*, 2019, **222**, 802–822.
- W. Schwab, C. Fuchs and F. C. Huang, *Eur. J. Lipid Sci. Technol.*, 2013, **115**, 3–8.
- M. Golets, S. Ajaikumar and J. P. Mikkola, *Chem. Rev.*, 2015, **115**, 3141–3169.
- A. J. D. Silvestre and A. Gandini, in *Terpenes: Major Sources, Properties and Applications in Monomers, Polymers and Composites from Renewable Resources*, ed. M. N. Belgacem and A. Gandini, Elsevier, Amsterdam, 2008, ch. 2, pp. 17–38.
- M. GScheidmeier and H. Fleig, Turpentine, in *Ullman's Encyclopaedia of Industrial Chemistry*, Wiley, 2012, pp. 537–550.
- J. D. Tibbetts and S. D. Bull, *Green Chem.*, 2021, **21**, 597.
- J. D. Tibbetts and S. D. Bull, *Adv. Sustainable Syst.*, 2021, **5**, 2000292.
- G. Siemel, R. Rieth and K. T. Rowbottom, Epoxides, in *Ullmann's Encyclopedia of Industrial Chemistry*, 2012, pp. 139–154.
- R. Reeves and M. Lawrence, *Epoxides, Synthesis, Reactions and Uses*, Nova Science, 2017.
- N. Ravasio, F. Zaccheria, M. Guidotti and R. Psaro, *Top. Catal.*, 2004, **27**, 157–168.
- E. Breitmaier, *Terpenes: Flavours, Fragrances, Pharmaca, Pheromones*, John Wiley & Sons, 2006.
- T. Stößer, C. Li, J. Unruangsri, P. K. Saini, R. J. Sablong, M. A. R. Meier, C. K. Williams and C. Koning, *Polym. Chem.*, 2017, **8**, 6099–6105.
- W. B. Cunningham, J. D. Tibbetts, M. Hutchby, K. A. Maltby, M. G. Davidson, U. Hintermair, P. Plucinski and S. D. Bull, *Green Chem.*, 2020, **22**, 513–524.
- A. Mouret, L. Leclercq, A. Muhlbauer and V. Nardello-Rataj, *Green Chem.*, 2014, **16**, 269–278.
- C. Venturello, E. Alneri and M. Ricci, *J. Org. Chem.*, 1983, **48**, 3831–3833.
- A. L. Villa, B. F. Sels, D. E. De Vos and P. A. Jacobs, *J. Org. Chem.*, 1999, **64**, 7267–7270.
- K. Sato, M. Aoki, M. Ogawa, T. Hashimoto, D. Panyella and R. Noyori, *Bull. Chem. Soc. Jpn.*, 1997, **70**, 905–915.
- K. Sato, M. Aoki, M. Ogawa, T. Hashimoto and R. Noyori, *J. Org. Chem.*, 1996, **61**, 8310–8311.
- Large scale batch epoxidation of limonene requires careful cooling to keep reaction temperatures below 30 °C and slow dropwise addition of H₂O₂ to prevent potentially explosive thermal runaway reactions from occurring, see: ref. 13 for details.
- J. C. Pastre, D. L. Browne and S. V. Ley, *Chem. Soc. Rev.*, 2013, **42**, 8849–8869.
- L. de C. Alves, A. L. Desiderá, K. T. De Oliveira, S. Newton, S. V. Ley and T. J. Brocksom, *Org. Biomol. Chem.*, 2015, **13**, 7633–7642.
- W. Yuan, S. Zhou, Y. Jiang, H. Li and H. Zheng, *J. Flow Chem.*, 2020, **10**, 227–234.
- D. D. Plaza, V. Strobel, P. K. K. Heer, A. B. Sellars, S. Hoong, A. J. Clark and A. A. Lapkin, *J. Chem. Technol. Biotechnol.*, 2017, **92**, 2254–2266.
- W. He, Z. Fang, D. Ji, K. Chen, Z. Wan, X. Li, H. Gan, S. Tang, K. Zhang and K. Guo, *Org. Process Res. Dev.*, 2013, **17**, 1137–1141.
- F. Mashhadi, A. Habibi and K. Varmira, *Ind. Crops Prod.*, 2018, **113**, 324–334.
- C. Wiles, M. J. Hammond and P. Watts, *Beilstein J. Org. Chem.*, 2009, **5**, 27.
- Y. Zhou, W. He, Z. Fang and K. Guo, *ChemistrySelect*, 2018, **3**, 13530–13533.
- S. Ahn, S. L. Nauert, K. E. Hicks, M. A. Ardagh, N. M. Schweitzer, O. K. Farha and J. M. Notestein, *ACS Catal.*, 2020, **10**, 2817–2825.
- For previous flow epoxidation reactions of monoterpene substrates under different conditions, see: (a) Epoxidation of α - β -pinene, camphene and limonene using an *N*-hydroxyphthalimide catalyst, molecular oxygen and 3 equiv. acetaldehyde in an oscillating disc reactor under Minisci radical conditions, ref: R. Spaccini, L. Liguori, C. Punta and H. R. Bjørsvik, *ChemSusChem*, 2012, **5**, 261–265; (b) Mono-epoxidation of limonene using a polybenzimidazole/molybdenum catalyst and 4 equiv. of ^tBuOOH in a flow reactor, ref: K. Ambroziak, R. Mbeleck, B. Saha and D. C. Sherrington, WO2011/012869A2, 2011.



- 30 Different catalyst precursors can be used for VPTC preparation, however varying the tungsten source and the quaternary ammonium counterion did not affect the conversion/selectivity in these flow epoxidations reactions. See: D. C. Duncan, R. C. Chambers, E. Hecht and C. L. Hill, *J. Am. Chem. Soc.*, 1995, **117**, 681–691.
- 31 K. Sato, Y. Kon, H. Hachiya, Y. Ono, K. Takumi, N. Sasagawa and Y. Ezaki, *Synthesis*, 2012, 1672–1678.
- 32 Previous batch epoxidation catalyst recycling studies revealed that the VPTC could be recycled three times to produce consecutive batches of 3-carene oxide in 75–66% yields, with small losses in catalytic activity occurring between each consecutive epoxidation reaction. ^1H and ^{31}P NMR spectroscopic analysis of catalyst recovered after the third recycle indicated the presence of significant amounts of high boiling/oligomeric/polymeric terpene species and losses in POM counter-anion that are likely to be responsible for catalyst deactivation. See ref. 13 and 30.
- 33 For a procedure describing the decagram scale synthesis of the VPTC used in this flow epoxidation study, see ref. 13.

