


Please cite the Published Version

Choy, Mun-Kit , Javierre, Biola M, Williams, Simon G, Baross, Stephanie L, Liu, Yingjuan, Wingett, Steven W, Akbarov, Artur, Wallace, Chris, Freire-Pritchett, Paula, Rugg-Gunn, Peter J, Spivakov, Mikhail, Fraser, Peter and Keavney, Bernard D (2018) Author Correction: Promoter interactome of human embryonic stem cell-derived cardiomyocytes connects GWAS regions to cardiac gene networks (Nature Communications, (2018), 9, 1, (2526), 10.1038/s41467-018-04931-0). Nature Communications, 9 (1). ISSN 2041-1723

DOI: <https://doi.org/10.1038/s41467-018-07399-0>

Publisher: Nature Portfolio

Version: Published Version

Downloaded from: <https://e-space.mmu.ac.uk/632954/>

Usage rights:  [Creative Commons: Attribution 4.0](https://creativecommons.org/licenses/by/4.0/)

Additional Information: This is an Author Correction article.







Enquiries:

If you have questions about this document, contact rsl@mmu.ac.uk. Please include the URL of the record in e-space. If you believe that your, or a third party's rights have been compromised through this document please see our Take Down policy (available from <https://www.mmu.ac.uk/library/using-the-library/policies-and-guidelines>)

DOI: 10.1038/s41467-018-07399-0

OPEN

Author Correction: Promoter interactome of human embryonic stem cell-derived cardiomyocytes connects GWAS regions to cardiac gene networks

Mun-Kit Choy ¹, Biola M. Javierre^{2,3}, Simon G. Williams¹, Stephanie L. Baross¹, Yingjuan Liu¹, Steven W. Wingett², Artur Akbarov¹, Chris Wallace ^{4,5}, Paula Freire-Pritchett^{2,6}, Peter J. Rugg-Gunn ⁷, Mikhail Spivakov ², Peter Fraser ^{2,8} & Bernard D. Keavney ¹

Correction to: *Nature Communications* <https://doi.org/10.1038/s41467-018-04931-0>; published online 28 June 2018

In the original version of the Article, the gene symbol for tissue factor pathway inhibitor was inadvertently given as ‘*TFPI*’ instead of ‘*TFPI*’. This has now been corrected in both the PDF and HTML versions of the Article.

Published online: 12 November 2018



Open Access This article is licensed under a Creative Commons Attribution 4.0 International License, which permits use, sharing, adaptation, distribution and reproduction in any medium or format, as long as you give appropriate credit to the original author(s) and the source, provide a link to the Creative Commons license, and indicate if changes were made. The images or other third party material in this article are included in the article's Creative Commons license, unless indicated otherwise in a credit line to the material. If material is not included in the article's Creative Commons license and your intended use is not permitted by statutory regulation or exceeds the permitted use, you will need to obtain permission directly from the copyright holder. To view a copy of this license, visit <http://creativecommons.org/licenses/by/4.0/>.

© The Author(s) 2018

¹Division of Cardiovascular Sciences, The University of Manchester, Manchester M13 9PT, UK. ²Nuclear Dynamics Programme, The Babraham Institute, Cambridge CB22 3AT, UK. ³Josep Carreras Leukaemia Research Institute, Campus ICO-Germans Trias I Pujol, Badalona, 08916 Barcelona, Spain. ⁴MRC Biostatistics Unit, University of Cambridge, Cambridge CB2 0SR, UK. ⁵Department of Medicine, University of Cambridge, Cambridge CB2 0QQ, UK. ⁶Division of Cell Biology, Medical Research Council Laboratory of Molecular Biology, Cambridge CB2 0QH, UK. ⁷Epigenetics Programme, The Babraham Institute, Cambridge CB22 3AT, UK. ⁸Department of Biological Science, Florida State University, Tallahassee 32306 FL, USA. Correspondence and requests for materials should be addressed to M.-K.C. (email: munkit.choy@manchester.ac.uk) or to P.F. (email: pfraser@bio.fsu.edu) or to B.D.K. (email: bernard.keavney@manchester.ac.uk)