

# Invertebrates and herptiles for livelihoods—ethnozoological use among different ethnic communities in Jammu and Kashmir (Indian Himalayas)

Hassan, Musheerul; Haq, Shiekh Marifatul; Amjad, Muhammad Shoaib; Ahmad, Riyaz; Bussmann, Rainer W.; Pérez de la Lastra, José Manuel

DOI:

[10.3389/fphar.2022.1043155](https://doi.org/10.3389/fphar.2022.1043155)

License:

Creative Commons: Attribution (CC BY)

*Document Version*

Publisher's PDF, also known as Version of record

*Citation for published version (Harvard):*

Hassan, M, Haq, SM, Amjad, MS, Ahmad, R, Bussmann, RW & Pérez de la Lastra, JM 2023, 'Invertebrates and herptiles for livelihoods—ethnozoological use among different ethnic communities in Jammu and Kashmir (Indian Himalayas)', *Frontiers in Pharmacology*, vol. 13, 1043155. <https://doi.org/10.3389/fphar.2022.1043155>

[Link to publication on Research at Birmingham portal](#)

## General rights

Unless a licence is specified above, all rights (including copyright and moral rights) in this document are retained by the authors and/or the copyright holders. The express permission of the copyright holder must be obtained for any use of this material other than for purposes permitted by law.

- Users may freely distribute the URL that is used to identify this publication.
- Users may download and/or print one copy of the publication from the University of Birmingham research portal for the purpose of private study or non-commercial research.
- User may use extracts from the document in line with the concept of 'fair dealing' under the Copyright, Designs and Patents Act 1988 (?)
- Users may not further distribute the material nor use it for the purposes of commercial gain.

Where a licence is displayed above, please note the terms and conditions of the licence govern your use of this document.

When citing, please reference the published version.

## Take down policy

While the University of Birmingham exercises care and attention in making items available there are rare occasions when an item has been uploaded in error or has been deemed to be commercially or otherwise sensitive.

If you believe that this is the case for this document, please contact [UBIRA@lists.bham.ac.uk](mailto:UBIRA@lists.bham.ac.uk) providing details and we will remove access to the work immediately and investigate.



## OPEN ACCESS

EDITED BY  
Lukasz Luczaj,  
University of Rzeszow, Poland

REVIEWED BY  
Viktor Ulicsni,  
Research Centre for the Humanities,  
Hungary  
Ibon Tobes,  
Universidad Tecnológica Indoamérica,  
Ecuador

\*CORRESPONDENCE  
Muhammad Shoaib Amjad,  
✉ malikshoaib1165@yahoo.com.com  
José Manuel Pérez de la Lastra,  
✉ jm.perezdelalastra@csic.es

SPECIALTY SECTION  
This article was submitted to  
Ethnopharmacology,  
a section of the journal  
Frontiers in Pharmacology

RECEIVED 13 September 2022  
ACCEPTED 22 December 2022  
PUBLISHED 12 January 2023

CITATION  
Hassan M, Haq SM, Amjad MS, Ahmad R,  
Bussmann RW and Pérez de la Lastra JM  
(2023), Invertebrates and herptiles for  
livelihoods—ethnozoological use among  
different ethnic communities in Jammu  
and Kashmir (Indian Himalayas).  
*Front. Pharmacol.* 13:1043155.  
doi: 10.3389/fphar.2022.1043155

COPYRIGHT  
© 2023 Hassan, Haq, Amjad, Ahmad,  
Bussmann and Pérez de la Lastra. This is an  
open-access article distributed under the  
terms of the [Creative Commons  
Attribution License \(CC BY\)](https://creativecommons.org/licenses/by/4.0/). The use,  
distribution or reproduction in other  
forums is permitted, provided the original  
author(s) and the copyright owner(s) are  
credited and that the original publication in  
this journal is cited, in accordance with  
accepted academic practice. No use,  
distribution or reproduction is permitted  
which does not comply with these terms.

# Invertebrates and herptiles for livelihoods—ethnozoological use among different ethnic communities in Jammu and Kashmir (Indian Himalayas)

Musheerul Hassan<sup>1,2</sup>, Shiekh Marifatul Haq<sup>1,2</sup>,  
Muhammad Shoaib Amjad<sup>3,4\*</sup>, Riyaz Ahmad<sup>5</sup>,  
Rainer W. Bussmann<sup>2,6</sup> and José Manuel Pérez de la Lastra<sup>7\*</sup>

<sup>1</sup>Clybay Research Private Limited, Bangalore, India, <sup>2</sup>Department of Ethnobotany, Institute of Botany, Ilia State University, Tbilisi, Georgia, <sup>3</sup>Department of Botany, Women University of Azad Jammu & Kashmir, Bagh, Pakistan, <sup>4</sup>Birmingham Institute of Forest Research, University of Birmingham, Birmingham, United Kingdom, <sup>5</sup>National Center for Wildlife, Riyadh, Saudi Arabia, <sup>6</sup>State Museum for Natural History, Karlsruhe, Germany, <sup>7</sup>Biotechnology of Macromolecules Research Group, Instituto de Productos Naturales y Agrobiología (IPNA-CSIC), San Cristóbal de la Laguna, Spain

**Background:** Ethnic communities have relied on animals and their derived products for ages, and their use is often intricately related to many cultural features. In remote regions across the globe, indigenous peoples have been using invertebrates and herptiles for a variety of purposes (medicine, food, culture, and spiritual importance); however, related scientific research is sparse, particularly in the western Himalayas. In this respect, we collected useful information on invertebrates and herpetofauna from Jammu and Kashmir, India, across different ethnic groups, i.e., Gujjar, Bakarwal, Dogra, Kashmiri, and Pahari.

**Methodology:** The data were gathered using semi-structured interviews followed by group discussions. The information gathered was analyzed using ordination techniques (principal component analysis). The Venn diagram was used to investigate cross-cultural similarities and differences between ethnic groups.

**Results:** We documented 30 species belonging to five classes and 20 families used for different ethnozoological practices (medicinal, magico-religious, food, costume, omen, poultry, and agricultural purposes). The use of fauna resources varied across ethnic groups, and cross-cultural examination revealed that Kashmiri and Pahari populations were more similar in their species utilization. The maximum number of species (27%) was uniquely used by Kashmiri, followed by Pahari (17%), and the least by Dogra and Gujjar (3% each). The ethnozoological use of all documented species is unprecedented. In addition to ethnozoological usage, various documented species (*Apis cerana*, *Apis mellifera*, *Hirudinaria granulosa*, and *Bombyx mori*) were also important for the local population's livelihoods.

**Conclusion:** Our findings can be considered the baseline for understanding the relationship of invertebrates and herptiles with specific ethnic groups and will aid in the development of future research projects that can assess the interaction between local fauna and the diverse ethnic groups.

## KEYWORDS

cross-culture, ethnozoology, medicinal animals, livelihood, Kashmir

# 1 Introduction

Merging ethnic knowledge with scientific approaches can help implement tenable use of natural resources to the benefit of communities (Roux et al., 2006). Despite the fact that conventional therapeutics are mostly centered on plant resources and their derived materials, fauna are also a vital part of traditional medicine in different cultures (Loko et al., 2019; Haq et al., 2020). Both invertebrates and herptiles are used in treating health problems and are also employed in religious ceremonies and magic (Costa-NetoEntomotherapy, 2005; Altaf et al., 2020). In a variety of ethnic communities, people use different species of herptiles and invertebrates in unique ways (Chellappandian et al., 2014). Traditional knowledge as such is a vital aspect of cultural heritage that can present the association between ethnic communities and nature (Alves et al., 2013). Such traditional endemic knowledge encompasses ethnozoology (Anderson et al., 2012). Ethnozoological knowledge collected from local people can help in identifying new bioresources with commercial value, especially in food and medicine (Malmfors et al., 2002). The use of fauna species to treat health problems (zootherapy) has long been practiced across the globe. In China, it has been reported that earthworms were used to treat diseases almost 4,000 years ago (Chee and Mao, 2021). According to Alves and Rosa (2005), over 5,000 animal species are part of traditional Chinese medicine (TCM). Similarly, 15–20% of Ayurvedic medicine includes animals and their products (Smruti, 2021) with at least 500 species of invertebrates used

to treat a variety of health disorders (Prakash and Verma, 2021). Many insect species are used alive, cooked, ground, and made into infusions, plasters, and ointments for curative and preventive medicine (Costa-NetoEntomotherapy, 2005; Aziz et al., 2018). Currently, it is estimated that 8.7% of the important compounds used in modern medicine are obtained from animals or based on their derivatives (Altaf et al., 2020). In developing countries such as India, Pakistan, and Bangladesh, traditional medicine is commonly seen as another source for primary healthcare, while in the developed world, we observe a continuously growing tendency toward the usage of traditional medicine. Meanwhile, the documentation of indigenous traditional knowledge has become imperative due to profound changes in the culture and socioeconomic profile of local communities around the globe (Alves et al., 2010; Vijayakumar et al., 2015; Hamid et al., 2021).

India possesses a highly diverse fauna, and it is estimated that 10% of global reptile species (including Squamata and Testudines), amphibians, and insects are found here (Dar and Khuroo, 2020). Despite this enormous diversity, studies on the ethnousage of fauna species are limited, particularly in the Himalayas and Jammu and Kashmir (J&K) (Alves et al., 2010). J&K is a union territory in the northern Himalayan region of India. The region has a rich cultural ethnicity; communities like Kashmiri, Gujjar, Pahari, Dogra, and Bakarwal have been inhabitants for centuries (Hamid et al., 2021). Due to its unique location and climatic conditions, J&K harbors 16% of India’s reptiles, mammals, and invertebrates (Dar and Khuroo, 2020). The present study aimed to understand and document the local

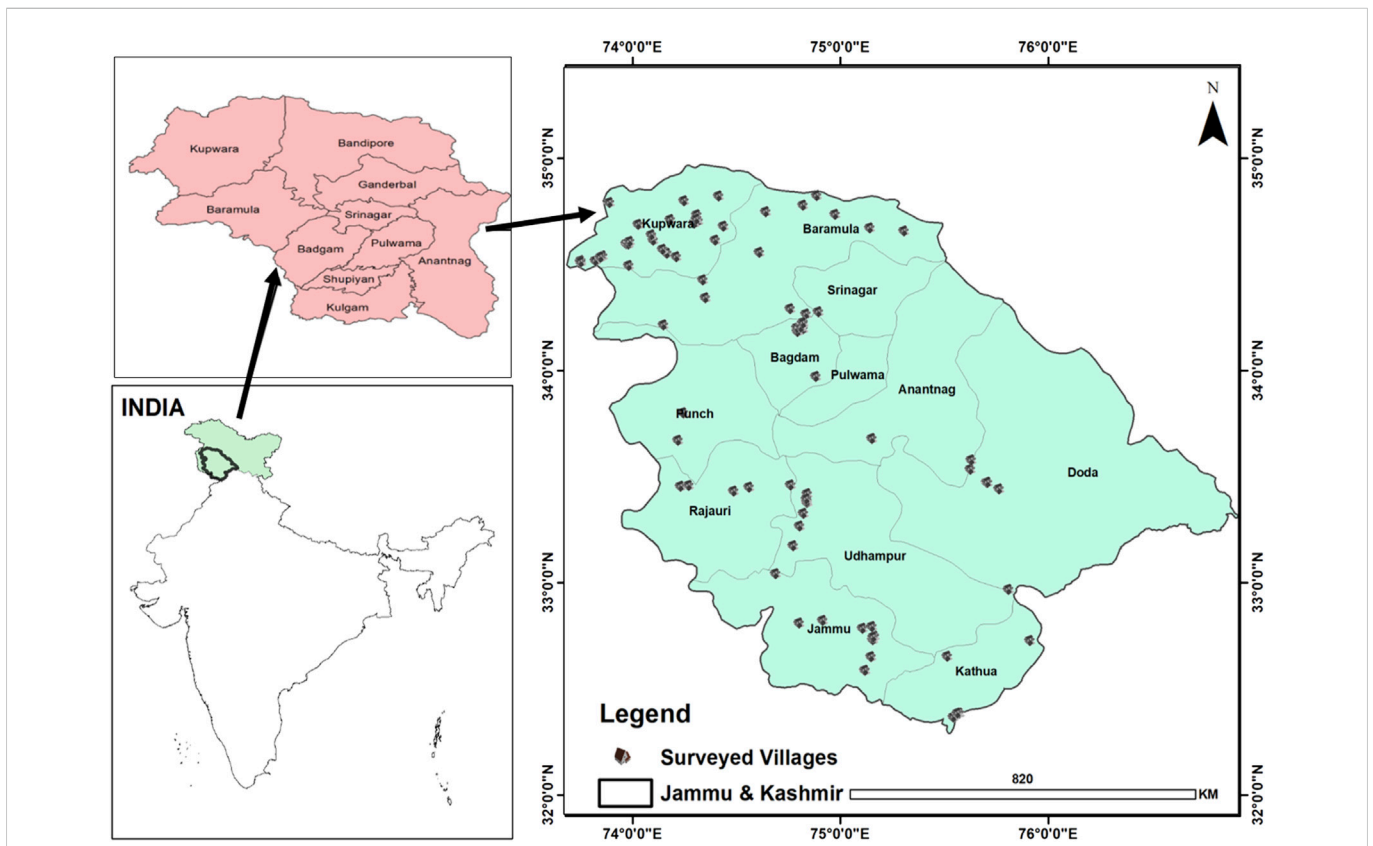
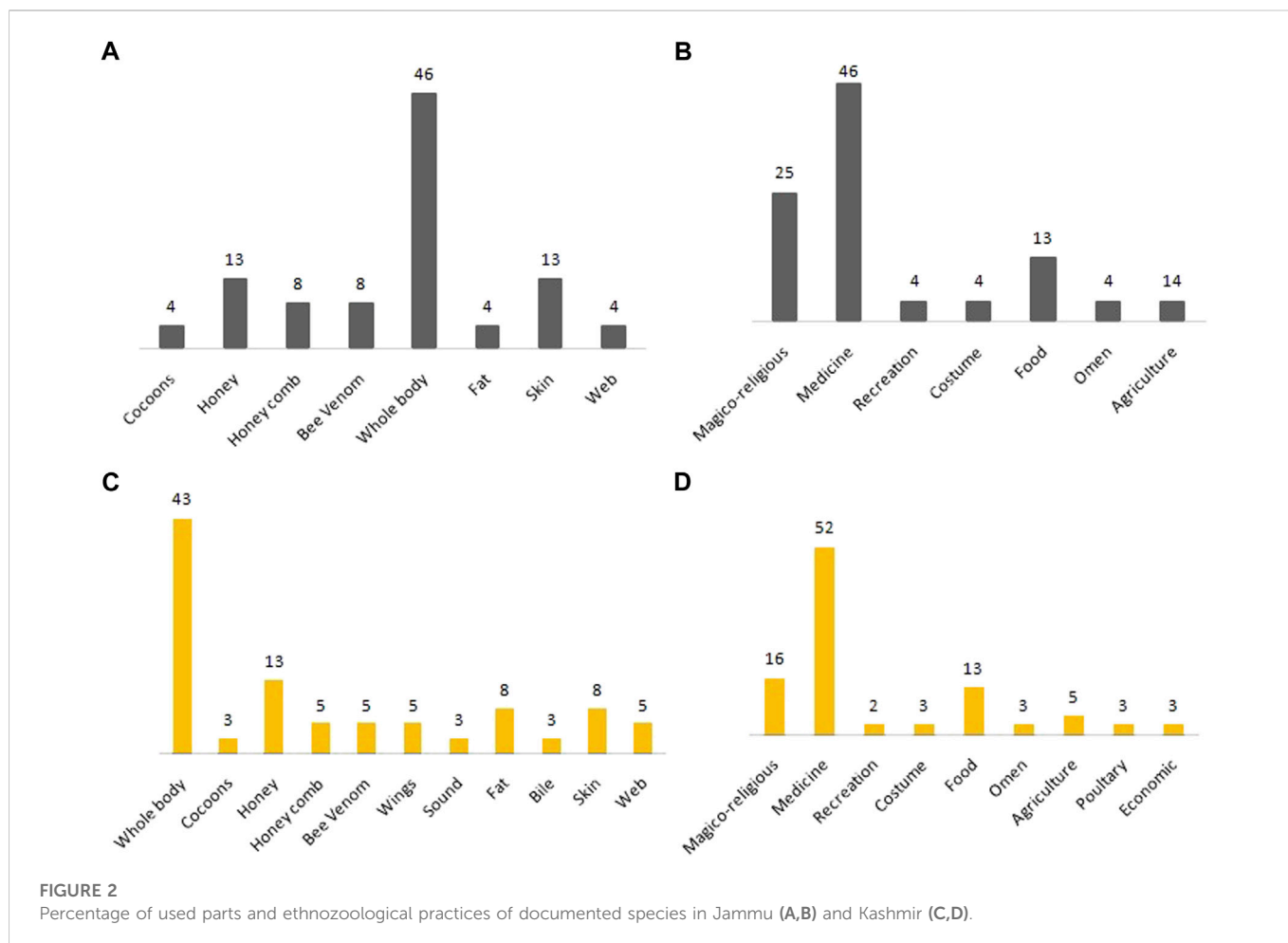


FIGURE 1 Map of Jammu and Kashmir, India; points show survey sites.



knowledge of fauna species across different ethnic groups in Jammu and Kashmir which in turn can help protect this tremendous knowledge from getting lost due to a lack of transmission to the next generation. In this regard, authors have been working for many years and have published many studies (Hutt et al., 1994; Downie et al., 2016; Haq et al., 2019; Hassan et al., 2021), strengthening the gray literature; hence, the said knowledge can be used for future prospects.

Our study will not only assist in understanding the cross-cultural usage of the fauna in the region but can also help to formulate strong incentives for local people to acknowledge and nurture their traditional knowledge and to receive benefits from its continued sustainable use, for example, through targeted development programs. The present study focused on the following objectives: 1) to document ethnozoological uses of invertebrates and herptiles across different ethnic groups in J&K and 2) to analyze (cross-cultural analysis) the use of documented species across the different cultures.

## 2 Materials and methods

### 2.1. Ethnography and socioeconomic potential

The union territory of Jammu and Kashmir (J&K) (Figure 1) is a north-western Himalayan region in India. The region includes

two divisions (Jammu and Kashmir), where Jammu is more diverse, ranging from subtropical plains with hot summers (42°C) and cool winters (13°C) with a monsoonal climate to a more temperate climate in the uplands (1,000 ft), and on the other hand, Kashmir generally has a temperate climate with a maximum of 34°C in summer and a minimum of -9°C in winters. J&K harbors a unique forest system (subtropical dry evergreen, subtropical broad-leaved, subtropical pine, Himalayan moist temperate, Himalayan dry temperate, and subalpine) and vegetation pattern (coniferous and deciduous) with variegated microclimates (Haq et al., 2019; Haq et al., 2022). J&K is an important part of the Himalayas, rich in biodiversity, and rightly recognized as a global biodiversity hotspot (Dar and Khuroo, 2020). Different ethnic communities such as Dogra, Kashmiri, Gujjar, Pahari, and Bakarwal have been living here for centuries, representing a rich cultural diversity (Hassan et al., 2021). Languages spoken by these communities include Dogri, Kashmiri, Phari, and Gujjari. Gujjari is spoken by both the Gujjar and Bakarwal communities (Hassan et al., 2021). Apart from the native languages, Urdu is a common language spoken by all ethnic groups. It is believed that Kashmiri trace their origin from the Indo-European ethnolinguistic group (Downie et al., 2016), Pahari are decedents of the Kash Empire (Hutt et al., 1994), the Ikshvaku (Solar) dynasty of northern India are believed to be the ancestors of the Dogra (Kaur, 2020), and the Gujjar and Bakarwal have

TABLE 1 Demographic status of the respondents from Jammu and Kashmir, the western Himalayas, India.

Demographic features	Total	Biogeographic region		Ethnic (linguistic) groups				
		Jammu	Kashmir	Kashmiri	Pahari	Bakarwal	Gujjar	Dogra
<b>Respondents</b>	153	63 (41.17%)	90 (58.82%)	32	31	33	34	23
<b>Gender</b>								
Male	87 (56.86%)	29	58	21	16	21	19	10
Female	66 (43.13%)	34	32	11	15	12	15	13
<b>Original language</b>	-	-	-	Kashmiri	Pahari	Gujjari	Gujjari	Dogri
<b>Age Range</b>	-	-	-	27–75	27–75	27–75	27–75	27–75
<b>Religion</b>	-	Islam Hinduism Sikhism	Islam Hinduism	Islam Sikhism	Islam Hinduism	Islam	Islam Hinduism	Hinduism
<b>Profession</b>	-	-	-	Farmers Shepherd Street vendors Housewives Craftsmen Shopkeepers	Farmers Shepherd Housewives Craftsmen Shopkeepers	Shepherd Housewives	Shepherd Housewives Craftsmen Shopkeepers	Farmers Shepherd Street vendors Housewives Craftsmen Shopkeepers
<b>Livelihood source</b>	-	-	-	Agriculture Horticulture	Agriculture	Pastoralism	Agriculture	Horticulture Agriculture

migrated from another state (Rajasthan) of India (Tufail, 2014). As per the latest census (2011), the total human population is about 13.6 million, among whom Muslims are the dominant religious group (67%), followed by Hindus (30%), Sikhs (2%), and Buddhists (1%) (<http://ecostatjk.nic.in/Digest1314/1%20area%20and%20papulation.pdf>). In J&K, the economy of the people is associated with agriculture. Most inhabitants are professional farmers, some are government employees, and many are daily-wage laborers. Bakarwal and Gujjar are especially dependent on livestock, whereas Dogra, Pahari, and Kashmiri rely on agriculture. Traditional medicine is often practiced by specialists, locally called *Hakeems*.

## 2.2. Informant selection and ethnozoological data collection

To document the ethnozoological knowledge, regular field surveys were conducted during 2021. The first author of the study visited different sites with local volunteers (24 times). The whole team interacted with the local people and briefed them about the purpose of the study. Before data collection, we ensured that every informant gave written prior informed consent and that the ISE Code of Ethics was closely followed (Sorensen, 1948; Greig-Smith, 1983; Laird and S.A., 2010). To gather data at all selected sites (Figure 1), we applied a snowball technique, which used semi-structured interviews, meetings, and group discussions (Haq et al., 2020). We selected 153 respondents, of which 87 were men and 66 were women of different age groups (Table 1). The selected respondents

were categorized into different professional groups: farmers, shepherds, street vendors, housewives, craftsmen, and shopkeepers following different religions (Islam, Hinduism, and Sikhism). The livelihood sources include agriculture, horticulture, and pastoralism. Young and unmarried women were, however, not allowed to participate in the study due to cultural limitations. Local languages were used for the interview to ensure proper communication. To remove errors and omissions from the obtained data, those data were redisplayed to the respective participants.

The selected respondents were asked about the local usage and names of invertebrates and herpetofauna. The corresponding photographs for each species (N = 30) were then identified using field guides and secondary sources (Greig-Smith, 1983; Phillips, 1994; Kakati et al., 2006; Oksanen et al., 2013; Team, 2013; Altaf et al., 2018; Mozhui et al., 2021; Mussarat et al., 2021; Haq et al., 2022) with the help of a local taxonomist from the zoology department at Baba Ghulam Shah Badshah University in Rajouri, J&K, India. Taxonomic verification was also carried out by using the online databases “Integrated Taxonomic Information System” (<https://www.itis.gov>) and IUCN’s Red List of Threatened Species (<https://www.iucnredlist.org>).

In order to confirm the species identification for the taxa mentioned with specific ethnousage and vernacular names, the respondents were again shown the collected images. The respondents immediately identified the same taxa each time with ethnousage and vernacular names. The traditional healers (Hakeems) were also shown the verified images in order to avoid any bias and were provided with final verification.

TABLE 2 Ethnozoological inventory of documented species from Jammu and Kashmir.

S. No	Scientific name (family) abbreviation	Local name	Parts used	Biogeographic regions		Local usage	Zootherapy (ethnomedicinal profile)	Ethnic groups	Use value	Use reports	
				Jam	Kas						
<b>Insecta</b>											
1	<i>Prionopelta kraepelini</i> (Forel, 1905) (Formicidae) Pri.kra	Chentee (P)	Whole body	Y	N	Ants are kept in a pot placed in front of patients suffering from spiritual disease and then both are enchanted for some time (P)	Ants are dried, powdered, and mixed with powdered eggshells ( <i>Anser anser domesticus</i> ) and given in small quantities with milk to overcome infertility issues in males (P)	Pahari	0.13	21	
2	<i>Tapinoma melanocephalum</i> (Fabricius, 1793) (Formicidae) Tap.mel	Chentee (P) Dav Rai (K)	Whole body	Y	Y	-----	Ants are ground to make paste, mixed with honey, and applied on sun-burned skin for an hour then washed with turmeric water (P)	Pahari Kashmiri	0.11	18	
							Ants are also used to treat erectile dysfunction by mixing the dried, powdered ants with walnuts, almond, and black seeds (*)				
3	<i>Stenamamma kashmirensis</i> (Baroni Urbani, 1977) (Formicidae) Ste.kas	Kash Rai (K)	Whole body	N	Y	-----	Dried ants are powdered and given with milk to treat impotence (K)	Kashmiri	0.11	17	
4	<i>Junonia orithya</i> (Linnaeus, 1758) (Nymphalidae) Jun.ori	Panpompree (G, P) Poompar (K)	Whole body	Y	Y	Children used to play with them in fields. (*) People also have the belief that if large blue butterflies come often in the home garden, it is a sign of something good happening (K)	-----	Pahari Gujar Kashmiri	0.12	19	
5	<i>Bombyx mori</i> (Linnaeus, 1758) (Bombycidae) Bom.mor	Guachkum (K) Raishm (P)	Cocoons	Y	Y	Silk is obtained and used for costume making, providing livelihood to different people (*)	Dried silkworms are powdered and taken orally to treat flatulence (P)	Kashmiri Pahari	0.33	51	
6	<i>Plecoptera reflexa</i> (Guenée, 1852) (Noctuidae) Ple.ref	Neelii (D)	Whole body	Y	Y	Different magicians believe that it is a virtual form of demons (D)	-----	•Dogra	•0.1	•16	
7	<i>Apis cerana</i> (Fabricius, 1793) (Apidae) (Api.cer)	Manchar (K)	Honey	Y	Y	Honey is used as food. (*) In Islam, honey is treated like an elixir as it has been described as a source of healing in the holy book of Quran (*)	Honey is taken orally with lukewarm water to treat cough, cold, and fatigue (*)	Pahari	0.4	62	
		Madoo (G)	Honeycomb				Honeycomb is taken orally to treat intestinal infections and to glow face skin (K)				Gujjar
		Maduu (P)	Bee venom				Bee venom is applied topically to treat neuropathic pain and arthritis (K)				Kashmir
		Madokmi (D)									Dogra
8	<i>Apis mellifera</i> (Linnaeus, 1758) (Apidae) Api.mel	Manchar (*)	Honey	Y	Y	Honey is used as food (*)	Honey is taken orally with lukewarm water and lemon to treat cough, cold, fatigue, and skin issues; lose belly fat; treat indigestion and blood pressure issues; and enhance immunity (*)	Pahari	0.35	55	
		Madoo (G)	Honeycomb				Honeycomb is taken orally to treat intestinal infections and to glow face skin (K)				Gujjar

(Continued on following page)

TABLE 2 (Continued) Ethnozoological inventory of documented species from Jammu and Kashmir.

S. No	Scientific name (family) abbreviation	Local name	Parts used	Biogeographic regions		Local usage	Zootherapy (ethnomedicinal profile)	Ethnic groups	Use value	Use reports
				Jam	Kas					
		Maduu (P)	Bee venom				Bee venom is applied topically to treat neuropathic pain and arthritis (K)	Bakarwal		
		Madomaki (D,B)						Kashmiri Dogra		
9	<i>Bombus cornutus</i> (Frison 1933) (Apidae) Bom.cor	Madoo (G)	Honey	N	Y	Honey is used as food (G)	Honey is mixed with milk, and this cream is applied on skin to overcome skin problems like sun burns and wrinkles. (G)	Gujjar	0.2	32
10	<i>Apis dorsata</i> (Fabricius, 1793) (Apidae) Api.dor	Manchar (K)	Honey	Y	Y	Honey is used as food (*)	Honey is used as such or with milk or lukewarm water to treat cough, cold, and aging (*)	Pahari	0.26	41
		Madoo (G)						Gujjar		
		Maduu (P)						Bakarwal		
		Madomaki (D, B)						Kashmiri Dogra		
11	<i>Apis florea</i> (Fabricius, 1787) (Apidae) Api.flo	Maanchar (K)	Honey	N	Y	Honey is used as food (K)	Honey is consumed with duck eggs and walnuts to treat impotence (K)	Kashmiri	0.28	44
12	<i>Oxya japonica</i> (Thunberg, 1815) (Acrididae) Oxy.jap	Haalov (K)	Whole body	N	Y	People collect the species and feed them to poultry (K)	-----	Kashmiri	0.11	18
13	<i>Aeshna mixta</i> (Latreille, 1805) (Aeshnidae) Aes.mix	Harma zain zain (K)	Wings	N	Y	-----	Wings are dried, powdered, and mixed with honey and nuts to treat sexual problems (*)	Pahari	0.15	23
		Jahaj (B)						Bakarwal		
		Har (P)						Kashmiri		
14	<i>Pantala flavescens</i> (Fabricius, 1798) (Libellulidae) Pan.fla	Zainain (P)	Wings	N	Y	-----	Wings are dried, powdered, and mixed with honey and nuts to treat sexual problems (P)	Pahari	0.12	19
15	<i>Pediculus humanus capitis</i> (De Geer, 1778) (Pediculidae) Ped.hum.cap	Joon (P)	Whole body	Y	Y	-----	It is believed that the louse sucks blood from the head which in turn treats brain tumors (*)	Gujjar	0.18	28
		Joovaan (G)						Pahari		
		Zovaan (B)						Bakarwal		
		Zoon (D)						Dogra		
16	<i>Cicadatra acberi</i> (Distant, 1888) (Cicadidae) Neo.can	Cheen (K)	Sound	N	Y	-----	To overcome anxiety, it is advised to go into the lands in the evening and focus on the sound (K)	Kashmiri	0.13	21
17	<i>Anopheles lindesayi</i> (Giles, 1900) (Culicidae) Ano.lin	Mooh (K)	Whole body	Y	Y	It is believed that mosquitoes help in paddy ripening (K)	-----	Kashmiri	0.12	19

(Continued on following page)

TABLE 2 (Continued) Ethnozoological inventory of documented species from Jammu and Kashmir.

S. No	Scientific name (family) abbreviation	Local name	Parts used	Biogeographic regions		Local usage	Zootherapy (ethnomedicinal profile)	Ethnic groups	Use value	Use reports
				Jam	Kas					
<b>Arachnida</b>										
1	<i>Neoscona theisi</i> (Walckenaer, 1841) (Araneidae) Neo.the	Zorul (B)	Web Whole body	N	Y	Webs woven inside homes are treated as a sign of upcoming misfortune. (*) The spider is treated sacred in Islam, and it is believed that it has protected the prophet Mohammad from enemies by covering the mouth of cave (*)	Webs are placed on the minor cuts to stop bleeding. (*)	Gujjar	0.26	40
		Zalur (*)						Pahari		
		Makdi (G)						Bakarwal		
		Garala (P)						Kashmiri		
2	<i>Araneus trifolium</i> (Hentz, 1847) (Araneidae) Ara.tri	Makdi (B)	Web Whole body	Y	Y	Webs woven inside homes are treated as a sign of upcoming misfortune (B)	-----	Bakarwal	0.18	28
<b>Clitellata</b>										
1	<i>Hirudinaria granulosa</i> (Linnaeus, 1758) (Hirudinidae) Hir.gra	Draik (*)	Whole body	Y	Y	-----	Used for bloodletting to treat swelling, bruises, and pain. (*)	Bakarwal	0.25	●39
								Pahari		
								Kashmiri		
2	<i>Aporrectodea caliginosa</i> (Savigny, 1826) (Lumbricidae) Apo.cal	Bumsum (K)	●Whole body	●Y	●Y	A large pile of dung by adding some fertilizers is covered with cloth and kept undisturbed for months, resulting in the development of earthworms. These worms along with dung are added to the soil to help in the soil enrichment and aeration (P)	-----	Pahari	0.22	35
		Boosam (P)								
3	<i>Drawida japonica</i> (Michaelsen, 1892) (Moniligastridae) Dra.jap	Boosim (P)	Whole body	N	Y	A large pile of dung with some added fertilizers is covered with cloth and kept undisturbed for months, resulting in the development of earthworms. These worms along with dung are added to the soil to help in the soil enrichment and aeration (P)	-----	Pahari	0.11	17
<b>Amphibia</b>										
1	<i>Euphlyctis cyanophlyctis</i> (Schneider, 1799) (Dicroglossidae) Eup.cya	Meingood (K)	Skin Whole body	Y	Y	Magicians use whole body in their magical practices (K)	Skin is powdered and mixed with seven different spring waters and applied topically to treat skin allergy (*)	Gujjar	0.22	35
		Maindak (P)						Pahari		
		Maingad (G)						Kashmiri		
2	<i>Hoplobatrachus tigerinus</i> (Daudin, 1803) (Dicroglossidae) Hop.tig	Maindak (P)	Fat Whole body	Y	N	Magicians use whole body in their magical practices (P)	Fat is applied topically to treat headache, muscular pain, and joint pain (P)	Pahari	0.24	38
3	<i>Fejervarya limnocharis</i> (Gravenhorst, 1829) (Dicroglossidae) Fej.lim	Khren Mein (K)	Fat	N	Y	-----	Fat is applied topically to treat back pain in new mothers (K)	Kashmiri	0.18	29

(Continued on following page)



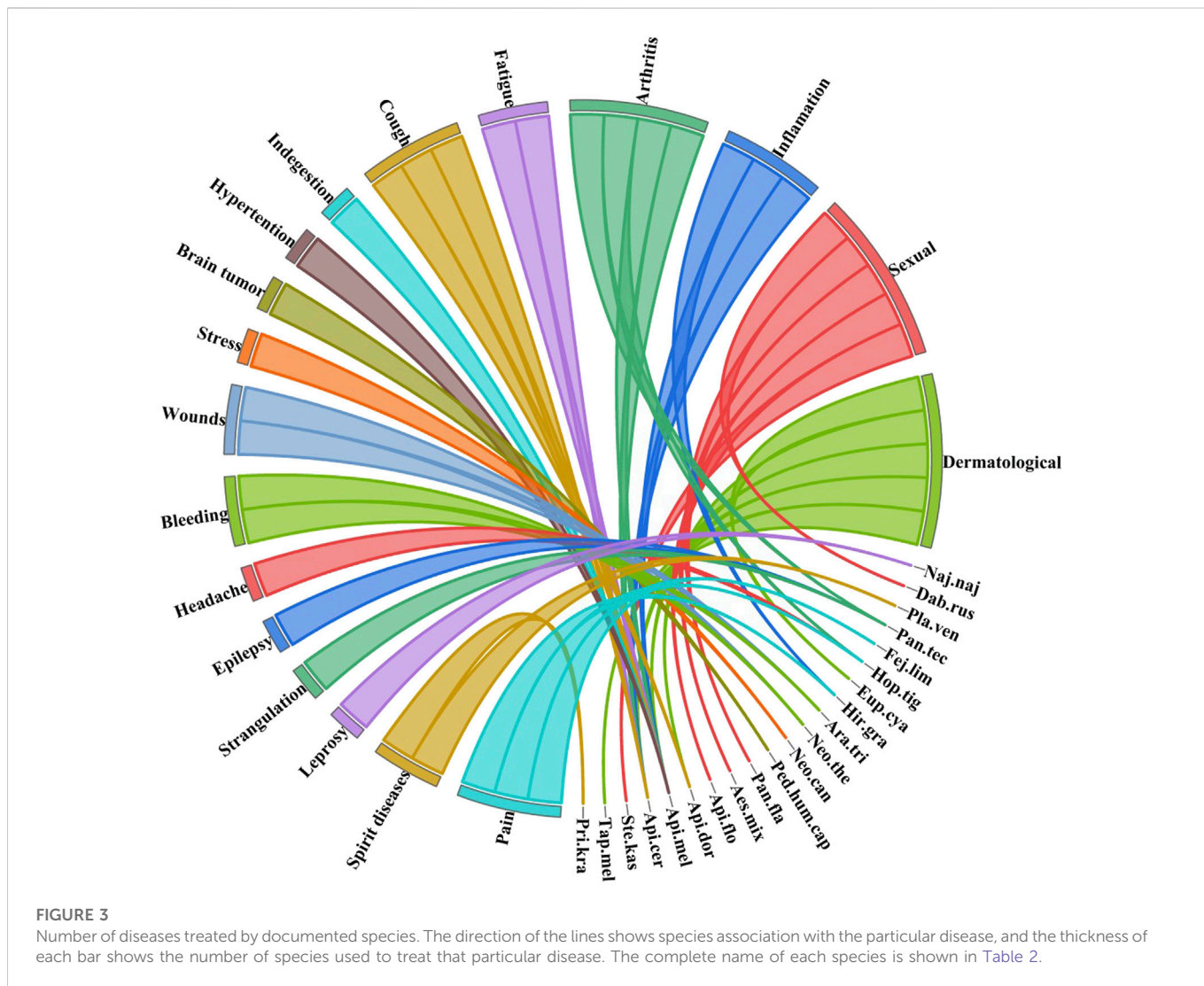
TABLE 2 (Continued) Ethnozoological inventory of documented species from Jammu and Kashmir.

S. No	Scientific name (family) abbreviation	Local name	Parts used	Biogeographic regions		Local usage	Zootherapy (ethnomedicinal profile)	Ethnic groups	Use value	Use reports
				Jam	Kas					
<b>Reptilia</b>										
1	<i>Pangshura tecta</i> (Gray, 1830) (Geoemydidae) <i>Pan.tec</i>	Qachve (K)	Shell Fat Bile	N	Y	The shell is kept inside the home to increase wealth. (K) In Hinduism, it is believed to be the vehicle of Lord Vishnu (sustainer of the world) (K)	Fat is applied topically to treat arthritis, epilepsy, and leprosy, and bile is used to treat strangulation (K)	Kashmiri	0.11	18
2	<i>Platyceps ventromaculatus</i> (Gray, 1834) (Colubridae) <i>Pla.ven</i>	Sap (G)	Whole body Skin	Y	Y	Skin is used by spiritual healers instead of paper (G)	The snake is beaten to death and kept under a wooden basket above which children (who cannot stand or cannot speak properly) are bathed to overcome the health issue (G)	Gujjar	0.16	25
3	<i>Daboia russelii</i> (Shaw & Nodder, 1797) (Viperidae) <i>Dab.rus</i>	Motiguns (P)	Whole body Fat	N	Y	Magicians use whole body in their magical practices (P). The skin is used instead of paper for making amulets to get rid of the demonic possessions (P)	Fat obtained is applied on external male genitalia to increase libido (P)	Pahari	0.18	28
4	<i>Naja naja</i> (Linnaeus, 1758) (Elapidae) <i>Naj.naj</i>	Lamba sap (G) Ankvalsanp (P) Naag (D)	Whole body Skin	Y	Y	The snake is treated as sacred in Hinduism and is believed to be present around the neck of Lord Shiva (*)	Skin is powdered and applied topically to treat leprosy (*)	Gujjar Pahari	0.24	37
5	<i>Macrovipera lebetinus</i> (Linnaeus, 1758) (Viperidae) <i>Mac.leb</i>	Khutgunus (K)	Whole body	N	Y	The snake is killed, enchanted, and eaten for 40 days to gain magical powers (K)	-----	Kashmiri	0.13	21

\*depicts local names and local uses by all ethnic groups presented in the column (ethnic group).

G: (Gujjar), Ba: (Bakarwal), P: (Pahari), K: (Kashmiri), and D: (Dogra)—these letters represent the ethnic groups in the respective columns.

Jam (Jammu), Kas (Kashmir), Y: (presence of species in the region), and N: (absence of species in the region).



### 2.3. Data analysis

To determine the significance of a particular species in contrast to other species, we employed the use value (Haq et al., 2020) using the formula:

$$UV = \sum U/N,$$

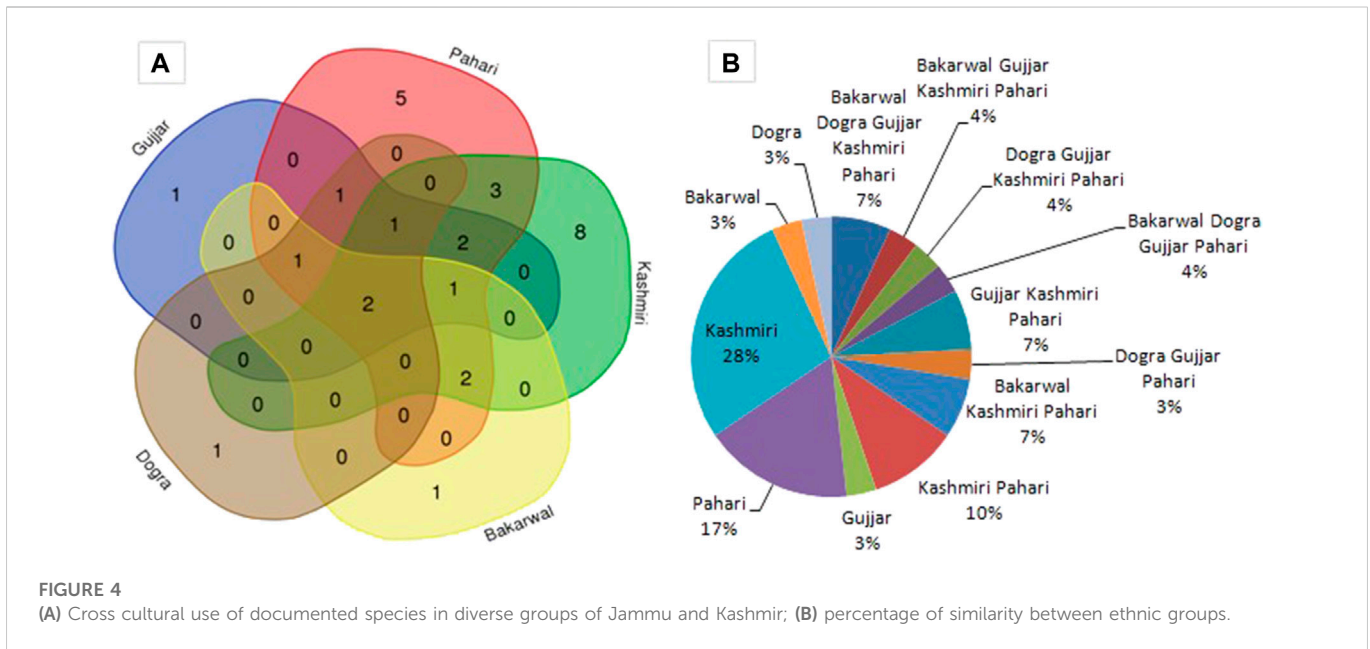
where “U” is the number of use reports for a particular species and “N” is the total number of respondents.

To analyze the clustering of faunal species among ethnic groups, principal component analysis (PCA) was used by employing the package vegan (Oksanen et al., 2013) in software R ver. 4.0.0 (Team, 2013). A Venn diagram was used to investigate cross-cultural similarities and differences between ethnic groups using Bioinformatics & Evolutionary Genomics software—Venn diagram ([http://bioinformatics.psb.ugent.be/cgi-bin/listeVenncalculate\\_venn.html](http://bioinformatics.psb.ugent.be/cgi-bin/listeVenncalculate_venn.html)) (Phillips, 1994).

## 3 Results and discussions

### 3.1. Ethnozoological inventory

The current study identified 30 species of herptiles and invertebrates used by local people in two biogeographic regions (Jammu and Kashmir), broadly classified into five classes, namely, Insecta (N = 17), Arachnida (N = 2), Clitellata (N = 3), Amphibia (N = 3), and Reptilia (N = 5) (Table 2). Our sample size was larger than those of earlier fragmented ethnozoological studies from the nearby Himalayan region. For example, Altaf et al. (2018) reported two species of invertebrates, five species of reptiles, and two species of amphibians from Punjab, Pakistan; Mussarat et al. (2021) reported eight invertebrates and two reptiles from Khyber Pakhtunkhwa, Pakistan, implying that people in J&K in the western Himalaya region use more fauna resources for ethnozoological purposes. The high use of insects can be ascribed to the beliefs in the local traditional medical system that prioritizes insects over other classes. The species were further classified



into 20 families: Apidae (N = 5) was the dominant family, followed by Formicidae (N = 3), Dicroglossidae (N = 3), Araneidae (N = 2), and Viperidae (N = 2). The detailed inventory including zoological name, local name, family, ethnic groups, part used, and ethnozoological and ethnomedicinal uses is provided in Table 2.

Our results displayed considerable disparities in the proportional use of fauna species among the two biogeographic regions. Among all documented species (N = 30), only 17 were recorded in the Jammu region, out of which 10 belonged to Insecta, two to Amphibians, two to Clitellata, two to Reptilia, and one to Arachnida (Table 2). The different body parts used for different ethnozoological usage included the whole body (46%), skin (13%), and honey (13%) (Figure 2A). Kakati et al. (2006) reported the ethnousage of different body parts such as skin, fat, flesh, and bile from India. Similarly, Mozhui et al. (2021) also reported the usage of different body parts for traditional usage. In the present study, the most important ethnozoological uses were medicinal (46%), followed by magico-religious (25%), food (13%), and costume (12%) (Figure 2B). Our findings were consistent with the results of Altaf et al. (2020), who reported the ascendancy of medicinal and magico-religious usage of different amphibians, reptiles, and invertebrates from the Pakistan Himalayas.

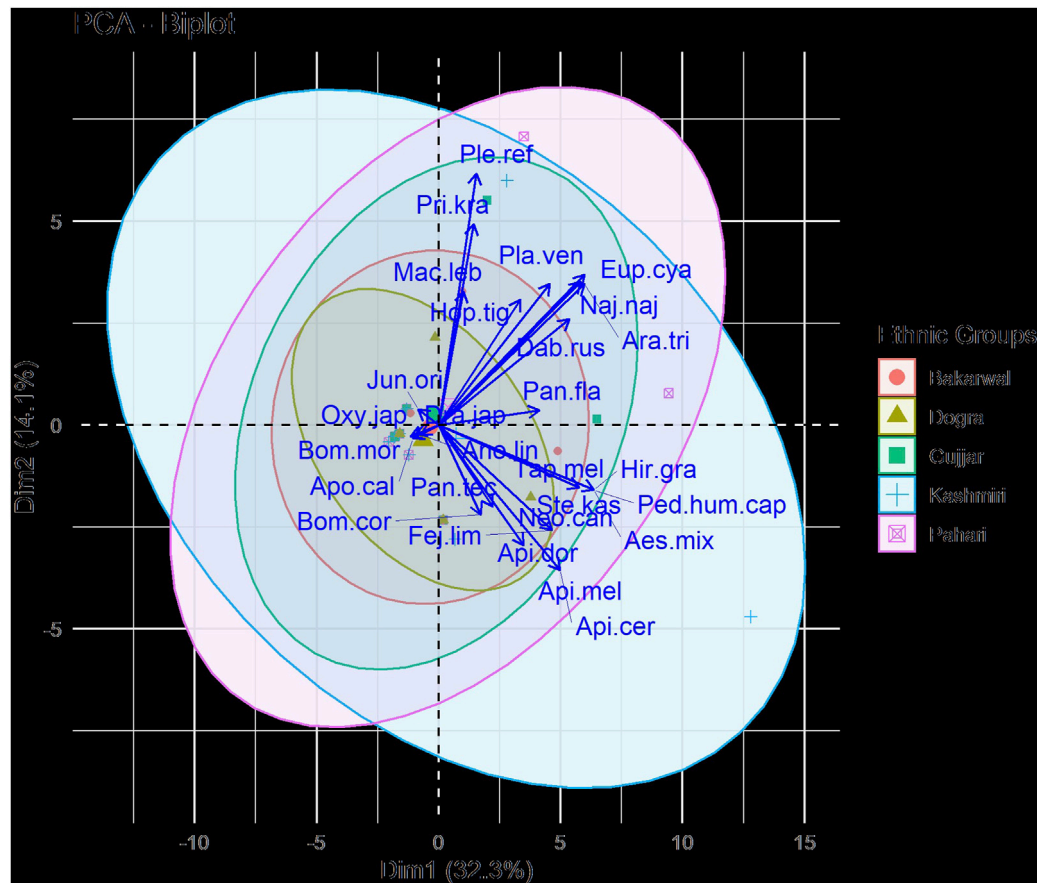
In contrast to Jammu, across Kashmir, we recorded 28 species of which 16 were Insecta, five were Reptilia, three were Clitellata, three were Arachnida, and two were Amphibians (Table 2). The different body parts used included the whole body (43%), honey (13%), and skin (8%) (Figure 2C). The recorded ethnozoological uses included medicinal (52%), magico-religious (16%), and food (13%) (Figure 2D). Gogoi and Bora (2020) reported the ethnozoological usage of different body parts from Assam, India. Similarly, Vijayakumar et al. (2015) reported a variety of body parts used for medicinal, magico-religious, and food usage from Kerala, India. The common use of species in the Kashmir region for ethnozoological practices can be ascribed to social, economic, cultural, and religious factors; also, people in the region have a strong faith in traditional medicine.

### 3.2. Ethnomedicinal profile

In the present study, we documented a total of 18 diseases (dermatological issues, sexual issues, inflammation, arthritis, fatigue, cough, indigestion, hypertension, brain tumors, stress, wounds, bleeding, headache, epilepsy, strangulation, leprosy, spirit diseases, and pain) treated with the documented fauna. Among these, dermatological issues were treated with the highest number of species (N = 5) (*Euphlyctis cyanophlyctis*, *Apis dorsata*, *Apis mellifera*, *Apis cerana*, and *Tapinoma melanocephalum*). Similarly, sexual issues were also treated using five species (*Stenamamma kashmirensis*, *Apis florea*, *Aeshna mixta*, *Pantala flavescens*, and *Daboia russelii*). A complete inventory can be found in Table 2; Figure 3. The use of these species for the aforementioned diseases can be attributed to the traditional knowledge of the local people and their faith in the traditional medicinal system. Bagde (2014) reported the use of *Apis dorsata*, *Apis mellifera*, *Apis cerana* for conjunctivitis, *Hirudinari granulosa* for ulcers, *Aporrectodea caliginosa* for defecation, the cocoon of *Bombyx mori* for pneumonia, and the web of *Neoscona theisi* for bleeding from Madhya Pradesh, India. Jamir and Lal (2005) reported the use of the skin and fat of *Euphlyctis cyanophlyctis* for dermatological and rheumatic pains, respectively. Das (2015) reported the use of different invertebrates for the treatment of cough and asthma from northeast India.

### 3.3. Hirudotherapy and maintenance of leeches

In medieval medicine, the medicinal leech was used to extract blood from patients as a part of a process to balance the humors (Wells et al., 1993). In modern medicine, leech therapy has been used for microsurgery to stimulate circulation to salvage skin grafts (Sig, Guney, Guclu, Ozmen). A national survey (Grau et al., 2018) disclosed that about 70% of French hospitals use leech therapy, clearly revealing the medicinal potential of leeches in the modern world. In this study, we found that ethnic people used leech therapy for the treatment of inflammation, bruises, and pain. Only few



**FIGURE 5**  
PCA diagram representing clustering of species among ethical groups.

people, locally called “drikvale,” have performed hirudotherapy (drikeileaj) for generations. Apart from the medicinal value, the local people have a respectful attitude toward the leeches due to their curative attribution. It is important to mention that the medicinal leech (*Hirudo medicinalis*) (photo plate 1a) is not found in Kashmir, and people associated with hirudotherapy purchase it from other parts of the country (India). Leeches are properly maintained and monitored to avoid any infection or disease. A clean clay pot, locally called *Nooat* or *Matka* (photo plate 1b), half filled with clean mountain or spring water, is used to keep the leeches. A change of water is carried out once a week, the temperature is maintained between +4°C and +20°C, and a dark place is chosen as the storage place. These are all requirements that in fact meet RICARIMPEX recommendations (RICARIMPEX SAS-Eysines, an exclusive supplier of leeches in France and international leader, FDA approved, recommends conditions of storage of leeches) (Grau et al., 2018).

### 3.4. Cross-cultural use of species

The Venn diagram (Figure 4) shows that eight species (*Anopheles lindesayi*, *Macrovipera lebetinus*, *Neotibicen canicularis*, *Oxya japonica*, *Pangshura tecta*, *Stenamma kashmirensis*, *Fejervarya limnocharis*, and *Apis florea*) were idiosyncratic to Kashmiri, followed by five idiosyncratic

species (*Hoplobatrachus tigerinus*, *Pantala flavescens*, *Drawida japonica*, *Prionopelta kraepelini*, and *Daboia russelii*) to Pahari. *Platyceps ventromaculatus*, *Araneus trifolium*, and *Plecoptera reflexa* were unique to Gujjar, Bakarwal, and Dogra, respectively. The common usage of species (idiosyncratic) by the Kashmiri population is due to the socio-cultural dominance which can also be observed by the fact that other ethnic communities (Gujjar, Pahari, Dogra, and Bakarwal) sometimes call various documented species by Kashmiri local names; for instance, Kashmiri call *Neoscona theisi* as Zalur, and other communities like Gujjar, Bakarwal, and Paharia also use the same common name. Similarly, *Apis mellifera* is known as *Manchar* in Kashmiri, and all other selected ethnic groups use the same common name.

A cross-cultural comparison of the documented fauna showed that only two species (*Apis dorsata* and *Apis mellifera*) overlapped between the five ethnic communities (Figure 4). This can be explained by the fact that *Apis mellifera* is kept for producing honey by all ethnic groups and that *Apis dorsata* is a wild bee, mostly found in forests, believed to be more effective in treating health disorders than any other species. All local ethnic groups also believe that the honey from *Apis dorsata* has the potential to increase life span. The variations in the uses of the reported species could be referred to the wide array of socio-cultural differences among the studied ethnic groups which are located at different geographical locations in the study area. The use of the reported species was also shaped by the religious affiliations; for instance, we found that the Dogra were reluctant to use animals due to their religion



FIGURE 6

Different bees and bee related objects sited during field study in J&K, India (c) *Apis cerana* (d) *Apis mellifera* (a) traditional bee hives (b) Apiary.

(Hinduism) which does not allow them to kill animals. Only six species (*Plecoptera reflexa*, *Apis cerana*, *Apis mellifera*, *Apis dorsata*, *Pediculus humanus capitis*, and *Naja*) were listed by them, none of which were killed for ethnouseage (Table 2). Hassan et al. (1994) also reported the influence of religious affiliation in Dogra while investigating the traditional usage of mammals (wild and domestic) across different ethnic groups in J&K.

PCA showed considerable variation in the selected ethnic groups, and specific species were more closely related to a particular ethnic group (Figures 5, 6). For example, PC1 (36.9%) and PC2 (16.4%) of species distribution in the biplot included species belonging to Kashmir and Pahari which grouped on two separate sides of the PCA, while species belonging to Gujjar, Bakarwal, and Dogra formed a separate cluster based on the presence or absence of species (Figure 5). Our findings are in accordance with Sajem and Gosai (2006), who reported the diversity of use patterns of fauna across different ethnic tribes in Assam, India. Similarly, García del Valle et al. (2015) reported on the use of fauna across two different ethnic communities in Mexico. Hassan et al. (2021) documented the use of animal fauna by different ethnic groups in Jammu and Kashmir, India.

To understand the relation between species and their uses, use value (UV) was used. A complete list of the UV of the documented species

across selected ethnic groups inhabiting the different parts of J&K is provided in Table 2. The highest UV was calculated for *Apis cerana* (0.40), followed by *Apis mellifera* (0.35), *Bombyx mori* (0.33), *Apis florea* (0.28), *Apis dorsata* (0.26), *Naja* (0.24), *Hoplobatrachus tigerinus* (UV = 0.24), and *Euphlyctis cyanophlyctis* (0.22). The high UV of the documented fauna can be attributed to livelihood generation and ethnomedicinal and magico-religious usage. Other studies (from other parts of the Himalayas) that are in accordance with our results are Altaf et al. (Kakati et al., 2006) Mussarat et al. (Das, 2015); Kakati et al. (Wells et al., 1993).

### 3.5. Religious and ritual usage

Different animal species are often important to different communities with respect to religion (Albuquerque et al., 2020). In the present study, we documented that a variety of species were linked to religious identity. Among Muslims, spiders are treated as sacred and believed to have protected the prophet Mohammad from enemies by covering the cave he inhabited with a web. Bees are described as a source of healing in the Quran. Similarly, in Hinduism, the goddess Bhramari is regarded as the goddess of bees, so people treat honey as

TABLE 3 Anthroponyms and societal nomenclature in Jammu and Kashmir, India.

S.No	Local name	Meaning attached to the local species name in selected ethnic groups				
		Kashmiri	Gujjar	Bakarwal	Pahari	Dogra
1	Qachve	The name (Qachve) is taken from the <i>Pangshura tecta</i> and represents a sluggish walker by denoting poor pace	-----	-----	-----	-----
2	Sap	-----	The term Sap, which comes from the <i>Platyceps ventromaculatus</i> , represents someone who will hurt you even after you have taken care of him	-----	-----	-----
3	Naag	-----	-----	-----	-----	From the species " <i>Naja naja</i> ," the word "Naag" is derived. Having envy is referred to as "naag"
4	Draik	The name (Draik) is derived from <i>Hirudinaria granulosa</i> , given to the person who is acting as a parasite, using other people's resources. "Draik" means one who sucks blood	-----	-----	The name (Draik) is derived from <i>Hirudinaria granulosa</i> , which is used to describe someone who uses the resources of others in a parasitic manner. "Draik" refers to a bloodsucker. "Draik" means one who sucks blood	-----
5	Khut Gunas	The term (Khut Gunas) comes from <i>Macrovipera lebetinus</i> , which is given to those who frequently act violently. "Khut" denotes quick action, while "Gunus" denotes a long, cylindrical body	-----	-----	-----	-----
6	Dav Rai	The name (Dav Rai) is derived from <i>Tapinoma melanocephalum</i> , given to the person who harms silently. "Dav" means giant, and "Rai" means who walks silently	-----	-----	-----	-----
7	Maduu	The name (Maduu) is derived from <i>Apis dorsata</i> , given to the person who cares and gets angry for small things. "Maduu" means showing both love and anger	-----	-----	-----	-----
8	Cheen	The name (Cheen) is derived from <i>Cicadatra acberi</i> , given to those newborn babies who often throw tantrums. "Cheen" means someone who makes a loud prickly noise	-----	-----	-----	-----
9	Zovaan	-----	-----	Name for divorced daughters who live with their parents. Zovaan is derived from <i>Pediculus humanus capitis</i>	-----	-----

an elixir. *Naja* (Indian cobra) is also treated as sacred in Hinduism as it is believed to be present around the neck of Lord Shiva who, according to Hindu mythology, is the destroyer (Vanashak) of the world.

In Kashmir, species such as *Macrovipera lebetinus* (blunt-nosed viper) and *Daboia russelii* (Doboia), and in Jammu,

*Prionopelta kraepelini* (ant) and *Hoplobatrachus tigerinus* (Indus valley bullfrog), were used for supernatural purposes (magic). People who had knowledge of "supernatural" were very famous and generally known as "Pirs" in Kashmir and "Babas" in Jammu.



FIGURE 7

(A) *Hirudinaria medicinalis* (B) Traditionally pot used to keep medicinal leeches in J&K, India.

### 3.6. Myths across communities about invertebrates and herptiles

Across the region (J&K), during field surveys, various common myths were transcribed, and locals believe in them very strongly. Altaf et al. (Jamir and Lal, 2005) reported the variety of mythological perspectives about fauna species from Punjab, Pakistan.

The highest number of myths was recorded from the Kashmiri population, followed by Dogra.

- It is a common assumption of the Gujjar, Pahari, and Dogra that *Naja* (Indian cobra) can change into human shape after 100 years.
- A majority of the elderly people in Dogra believe that a stone called *mandi* found on the head of the Indian cobra has the potential to cure snake bites and fulfill any wish.
- In Pahari and Dogra, seeing snake biting in dreams is believed to be a sign that an enemy will win against you.
- Among the Kashmiri, if *Junonia orithya* (blue pansy) is found inside the home, it is believed to bring good fortune and wealth.
- Among the Kashmiri, *Anopheles lindesayi* (mosquito) is believed to help in paddy ripening.
- As per Kashmiri tradition, webs of spiders kept for a long time in homes are believed to bring misfortune.
- The Kashmiri believe that if *Pediculus humanus capitis* (head louse) is found in large numbers inside the bedroom, it indicates the arrival of misfortune.
- Among the Dogra, *Plecoptera reflexa* is believed to be a virtual form of a demon.

### 3.7. Anthroponyms and societal nomenclature

Across different parts of the world, anthroponyms and toponyms are common in many cultures (Chiwanga and Mkiramweni, 2019). This study tried to establish the relation between the existing meaning and use of the names of species across the selected ethnic groups

(Table 3) which are in line with the study carried out by Chiwanga and Mkiramweni (2019) from Tanzania, who reported the avian fauna anthroponyms across different ethnic groups.

### 3.8. Use of documented fauna for livelihood

In J&K, the livelihood of the majority of the population revolves around agriculture and allied sectors (Table 1). However, some ethnozoological practices are part of the local system for livelihood generation. For instance, *Apis cerana* and *Apis mellifera* (photo plates Figures 6C,D) are used by locals to produce honey locally, called *Maanch/Shahed* for commercial purposes. The traditional hives called *dadoor* (photo plate Figure 6B) are made from deodar wood (*Cedrus deodara*). Respondents believed that deodar wood has the potential to protect the hive from a variety of diseases. All ethnic groups use this traditional hive, and ethnic groups such as Kashmiri and Pahari also use white mulberry wood (*Morus alba*) due to the belief that honey produced in mulberry wood hives would be richer in medicinal value. Some younger people also used to develop apiaries (photo plate Figure 6A) as their primary source of income but following modern methods and techniques. *Hirudinaria granulosa* locally called *Draik* was used for bloodletting by different people to generate income (Figures 7A,B). *Bombyx mori* was reared to obtain silk which is an effective livelihood source of income in the region. Olana and Demrew (2018) reported that *Apis* species were very important with respect to livelihood generation and the improvement of the local communities. Bhatia et al. (2011) reported on improving the livelihood of tribal people by adopting silkworm rearing in Chhattisgarh, India. Tulu et al. (2018) reported the usage of *Hirudinaria granulosa* as an alternative source of income in southwestern Ethiopia.

## 4 Conclusion

The present study is the first of its kind in the region (J&K) to evaluate the ethnozoological and cross-cultural usage of invertebrates and herpetofauna species. In pharmacological research, invertebrates and herptiles might be an interesting resource; however, the said

medicinal fauna has received little attention so far, especially in the western Himalayas. In this regard, bio profiling of the species used in ethnomedicine might pave the way for drug development. The usage of faunal resources for ethnomedicinal uses also possesses a vital cultural dimension, as local people depend on the documented species (invertebrates and herptiles) for a variety of uses; further detailed research is needed to elucidate the multicultural association with the fauna species in the region, which in turn can help the stakeholders draft the policies for the development of local ethnic people. Traditional knowledge is mainly held by the elderly, which can be attributed to their lifelong observation and inheritance of traditional knowledge from their forefathers. The study can help by providing a baseline to draft future research projects and will make a further assessment to understand the interaction between local fauna and the ethnic groups.

## Data availability statement

The original contributions presented in the study are included in the article/Supplementary Material; further inquiries can be directed to the corresponding authors.

## Ethics statement

This research is purely based on field surveys instead of animal or human trials. Neither local regulations nor local institutional requirements stipulated an ethical review and approval of the study's informants. However, written informed consent regarding data collection and publication was taken from informants. In addition, the ethical code of the International Society of Ethnobiology (<https://www.ethnobiology.net/what-we-do/core-programs/ise-ethics-program/code-of-ethics/>) and the Consensus Statement on Ethnopharmacological Field Studies (ConSEFS) (<https://www.journals.elsevier.com/journal-of-ethnopharmacology/>) were strictly followed.

## Author contributions

Conceptualization & Study design: MH, SH, MA, and JP; Data collection: MH; Data analysis: SH, MA, MH, and JP; Supervision: MA

## References

- Albuquerque, U. P., Brito, A. L., Nascimento, A. L. B., Oliveira, A. F. M., Quixabeira, C. M. T., Dias, D., et al. (2020). Medicinal plants and animals of an important seasonal dry forest in Brazil. *Ethnobiol. Conservation* 9, 1–53. doi:10.15451/ec2020-03-9.08-1-53
- Altaf, M., Abbasi, A. M., Umair, M., Amjad, M. S., Irshad, K., and Khan, A. M. (2020). The use of fish and herptiles in traditional folk therapies in three districts of Chenab riverine area in Punjab, Pakistan. *J. Ethnobiol. ethnomedicine* 16, 38–21. doi:10.1186/s13002-020-00379-z
- Altaf, M., Umair, M., Abbasi, A. R., Muhammad, N., and Abbasi, A. M. (2018). Ethnomedicinal applications of animal species by the local communities of Punjab, Pakistan. *J. Ethnobiol. ethnomedicine* 14, 55–25. doi:10.1186/s13002-018-0253-4
- Alves, R. R. N., das Graças Gerônimo Oliveira, M., Barboza, R. R. D., and Lopez, L. C. S. (2010). An ethnozoological survey of medicinal animals commercialized in the markets of Campina Grande, NE Brazil. *Hum. Ecol. Rev.* 17 (1), 11–17.
- Alves, R. R. N., Pinto, L. C. L., Barboza, R. R. D., Souto, W. M. S., Oliveira, R. E. M. C. C., and Vieira, W. L. S. (2013). A global overview of carnivores used in traditional medicines. *Animals in traditional folk medicine*, 171–206. doi:10.1007/978-3-642-29026-8\_9
- Alves, R., and Rosa, I. L. (2005). Why study the use of animal products in traditional medicines?. *J. Ethnobiol. ethnomedicine* 1, 5. doi:10.1186/1746-4269-1-5
- Anderson, E. N., Pearsall, D., Hunn, E., and Turner, N. (2012). *Ethnobiology*. Hoboken, NJ, USA: John Wiley & Sons.
- Aziz, M. A., Adnan, M., Khan, A. H., Shahat, A. A., Al-Said, M. S., and Ullah, R. (2018). Traditional uses of medicinal plants practiced by the indigenous communities at Mohmand Agency, FATA, Pakistan. *J. Ethnobiol. ethnomedicine* 14, 2–16. doi:10.1186/s13002-017-0204-5
- Bagde, N. (2014). Indigenous knowledge of zootherapeutic use of invertebrate by the mawasi tribes of chhindwara district of Madhya Pradesh India. *Int. J. Life Sci.* 2, 244–248.
- Bhatia, N., Bhat, M., and Khan, M. (2011). Improving livelihood of tribals in Chhattisgarh: Adopted silkworm seed rearing of tropical tasar *Antheraea mylitta* drury. *Indian For.* 137, 225–235.
- Chee, L. P., and Mao's, B. (2021). *Medicinal animals and modern China*. North Carolina, USA: Duke University Press.
- Chellappandian, M., Pandikumar, P., Mutheeswaran, S., Paulraj, M. G., Prabakaran, S., Duraipandian, V., et al. (2014). Documentation and quantitative analysis of local

and JP; Initial draft: MH and SH; Project administration: MA; Funding: MA and JP; writing, reviewing, and editing RB, MA, SH, MH, RA, and JP. All authors read and approved the final manuscript.

## Funding

This research was funded by project APOGEO (Cooperation Program INTERREG-MAC 2014–2020), with European Funds for Regional Development-FEDER. “Agencia Canaria de Investigación, Innovación y Sociedad de la Información (ACIISI) del Gobierno de Canarias”, project ProID2020010134 and Fundación Caja Canarias, project 2019SP43.

## Acknowledgments

The authors are grateful to all people across the selected ethnic groups from J&K for sharing ethnozoological information and cooperating during the surveys and interviews. The authors are thankful to Prof. Sajad Ahmad Parey (an entomologist) who helped with identification and nomenclature.

## Conflict of interest

Authors MH and SH were employed by the Clybay Research Private Limited.

The remaining authors declare that the research was conducted in the absence of any commercial or financial relationships that could be construed as a potential conflict of interest.

## Publisher's note

All claims expressed in this article are solely those of the authors and do not necessarily represent those of their affiliated organizations, or those of the publisher, the editors, and the reviewers. Any product that may be evaluated in this article, or claim that may be made by its manufacturer, is not guaranteed or endorsed by the publisher.



- ethnozoological knowledge among traditional healers of Theni district, Tamil Nadu, India. *J. Ethnopharmacol.* 154, 116–130. doi:10.1016/j.jep.2014.03.028
- Chiwanga, F. E., and Mkiramweni, N. P. (2019). Ethnoornithology and onomastics in the Natta community, Serengeti district, Tanzania. *Heliyon* 5, 02525. doi:10.1016/j.heliyon.2019.e02525
- Costa-Neto Entomotherapy, E. M. (2005). Entomotherapy, or the medicinal use of insects. *J. Ethnobiol.* 25, 93–114. doi:10.2993/0278-0771(2005)25[93:eotmuo]2.0.co;2
- Dar, G. H., and Khuroo, A. A. (2020). *Biodiversity of the Himalaya: Jammu and Kashmir state*, 18. Heidelberg, Germany: Springer.
- Das, D. (2015). Ethnozoological practices among tribal inhabitants in Khowai district of Tripura, north-east India. *J. Glob. Biosci.* 4, 3364–3372.
- Downie, J. M., Tashi, T., Lorenzo, F. R., Feusier, J. E., Mir, H., Prchal, J. T., et al. (2016). A genome-wide search for Greek and Jewish admixture in the Kashmiri population. *PLoS one* 11, 0160614. doi:10.1371/journal.pone.0160614
- García del Valle, Y., Naranjo, E. J., Caballero, J., Martorell, C., Ruan-Soto, F., and Enriquez, P. L. (2015). Cultural significance of wild mammals in mayan and mestizo communities of the Lacandon Rainforest, Chiapas, Mexico. *J. Ethnobiol. ethnomedicine* 11, 36–14. doi:10.1186/s13002-015-0021-7
- Gogoi, C., and Bora, M. (2020). Zoo-therapeutic practices among the deori tribes of Dhemajai district, Assam, India. *Int. J. Fauna Biol. Stud.* 7, 196–198.
- Grau, D., Masson, R., Villiet, M., and Lamy, B. (2018). Leech management before application on patient: A nationwide survey of practices in French university hospitals. *Antimicrob. Resist. Infect. Control* 7, 1–7. doi:10.1186/s13756-018-0311-7
- Greig-Smith, P. (1983). *Quantitative plant ecology*. 3rd edn. Oxford, NY, USA: Blackwell Scientific Publications.
- Haq, S. M., Malik, Z. A., and Rahman, I. U. (2019). Quantification and characterization of vegetation and functional trait diversity of the riparian zones in protected forest of Kashmir Himalaya, India. *Nordic J. Bot.* 37, 02438. doi:10.1111/njb.02438
- Hamid, S., Altaf, M., Bussmann, R. W., and Altaf, M. (2021). The ethnic diversities in animal-human interactions in former Jammu and Kashmir State-India. *Ethnobot. Res. Appl.* 22, 22. doi:10.32859/era.22.05.1-18
- Haq, S. M., Calixto, E. S., Rashid, I., Srivastava, G., and Khuroo, A. A. (2022). Tree diversity, distribution and regeneration in major forest types along an extensive elevational gradient in Indian Himalaya: Implications for sustainable forest management. *For. Ecol. Manag.* 506, 119968. doi:10.1016/j.foreco.2021.119968
- Haq, S. M., Calixto, E. S., Yaqoob, U., Ahmed, R., Mahmoud, A. H., Bussmann, R. W., et al. (2020). Traditional usage of wild fauna among the local inhabitants of Ladakh, Trans-Himalayan Region. *Animals* 10, 2317. doi:10.3390/ani10122317
- Hassan, M., Yaqoob, U., Haq, M., Lone, F. A., Habib, H., Hamid, S., et al. (2021). Food and culture: Cultural patterns related to food by indigenous communities in Kashmir A Western Himalayan region. *Ethnobot. Res. Appl.* 22, 1–20. doi:10.32859/era.22.44.1-20
- Hutt, M. Nepal, and Bhutan (1994). “Federal research division, library of congress, 1993,” in *Area handbook series 550–35*. Editor Andrea Matles Savada (Washington DC, USA: J. R. Asiatic Soc), 4, 427–429.
- Jamir, N., and Lal, P. (2005). Ethnozoological practices among Naga tribes. *Indian Journal of Traditional Knowledge* 4 (1).
- Kakati, L., Ao, B., and Doulo, V. (2006). Indigenous knowledge of zootherapeutic use of vertebrate origin by the Ao tribe of Nagaland. *J. Hum. Ecol.* 19, 163–167. doi:10.1080/09709274.2006.11905874
- Kaur, N. (2020). Role of Sikh memory in farmers’ protest in India 2020-21: A study. Available at: <https://sites.lsa.umich.edu/sikh-formations-podcast/2022/04/18/role-of-sikh-memory-in-farmers-protest-in-india-2020-21-a-study/>.
- Laird, S.A. (2010). “International society of Ethnobiology (ISE),” in *Biodiversity and traditional knowledge* (England, UK: Routledge), 64–65.
- Loko, L. E. Y., Medegan Fagla, S., Orobiyi, A., Glinma, B., Toffa, J., Koukoui, O., et al. (2019). Traditional knowledge of invertebrates used for medicine and magical-religious purposes by traditional healers and indigenous populations in the Plateau Department, Republic of Benin. *J. Ethnobiol. ethnomedicine* 15, 66–21. doi:10.1186/s13002-019-0344-x
- Malmfors, B., Smalley, M., Philipsson, J., Ibrahim, H., Andersson-Eklund, L., Okeyo Mwai, A., et al. (2022). Capacity building for sustainable use of animal genetic resources in developing countries-A new approach. Available at: <https://cgspage.cgiar.org/handle/10568/50248>.
- Mozhui, L., Kakati, L., and Meyer-Rochow, V. B. (2021). Entomotherapy: A study of medicinal insects of seven ethnic groups in Nagaland, north-east India. *J. Ethnobiol. ethnomedicine* 17, 17–22. doi:10.1186/s13002-021-00444-1
- Mussarat, S., Ali, R., Ali, S., Mothana, R. A., Ullah, R., and Adnan, M. (2021). Medicinal animals and plants as alternative and complementary medicine in southern regions of khyber Pakhtunkhwa Pakistan. *Front. Pharmacol.* 2021, 649046. doi:10.3389/fphar.2021.649046
- Oksanen, J., Blanchet, F. G., Kindt, R., Legendre, P., Minchin, P. R., O’hara, R., et al. (2013). Package ‘vegan. *Community Ecol. package, version 2*, 1–295.
- Olana, T., and Demrew, Z. (2018). The role of women in beekeeping activities and the contribution of bee-wax and honey production for livelihood improvement. *Livest. Res. Rural Dev.* 30, 118.
- Phillips, J. M. (1994). Farmer education and farmer efficiency: A meta-analysis. *Econ. Dev. Cult. change* 43, 149–165. doi:10.1086/452139
- Prakash, S., and Verma, A. (2021). Relevance of ethnomedicines of invertebrate origin used by tribals at Indo-Nepal border. *Int. Res. J. Biol. Sci.* 10.
- Roux, D. J., Rogers, K. H., Biggs, H. C., Ashton, P. J., and Sergeant, A. (2006). Bridging the Science&#8211;Management divide: Moving from unidirectional knowledge transfer to knowledge interfacing and sharing. *Ecol. Soc.* 11, art4. doi:10.5751/es-01643-110104
- Sajem, A. L., and Gosai, K. (2006). Traditional use of medicinal plants by the Jaintia tribes in North Cachar Hills district of Assam, northeast India. *J. Ethnobiol. ethnomedicine* 2, 33–37. doi:10.1186/1746-4269-2-33
- Sig, A. K., Guney, M., Guclu, A. U., and Ozmen, E. (2017). Medicinal leech therapy—An overall perspective. *Integr. Med. Res.* 6, 337–343. doi:10.1016/j.imr.2017.08.001
- Smruti, P. (2021). A review on natural remedies used for the treatment of respiratory disorders. *Int. J. Pharm.* 8, 104–111.
- Sorensen, T. A. (1948). A method of establishing groups of equal amplitude in plant sociology based on similarity of species content and its application to analyses of the vegetation on Danish commons. *Biol. Skar.* 5, 1–34.
- Team, R. C. R. *A language and environment for statistical computing*. Vienna, Austria: R Foundation for Statistical Computing. Available at: <http://www.R-project.org/2013>.
- Tufail, M. (2014). Demography, social and cultural characteristics of the Gujjars and Bakarwals, a case study of Jammu and Kashmir. *IOSR J. Hum. Soc. Sci.* 19, 24–36. doi:10.9790/0837-19132436
- Tulu, D., Mengistu, G., Yadessa, E., Bogale, A., and Aleme, M. (2018). Study on major health problem of cattle development in Mezhenger, Sheka and Benchi-Maji Zones of southwestern Ethiopia. *Acad. Res. J. Agric. Sci. Res.* 6, 222–232.
- Vijayakumar, S., Yabesh, J. M., Prabhu, S., Ayyanar, M., and Damodaran, R. (2015). Ethnozoological study of animals used by traditional healers in Silent Valley of Kerala, India. *J. Ethnopharmacol.* 162, 296–305. doi:10.1016/j.jep.2014.12.055
- Wells, M. D., Manktelow, R. T., Brian Boyd, J., and Bowen, V. (1993). The medical leech: An old treatment revisited. *Microsurgery* 14, 183–186. doi:10.1002/micr.1920140309