

Review Article

Neutrinoless Double-Beta Decay

Andrea Giuliani¹ and Alfredo Poves²

¹ CNRS, Centre de Spectroscopie Nucléaire et de Spectroscopie de Masse, Bâtiment 108, Campus d'Orsay, 91405 Orsay, France

² Departamento de Física Teórica, IFT-UAM/CSIC, Universidad Autónoma de Madrid, Cantoblanco, 28049 Madrid, Spain

Correspondence should be addressed to Andrea Giuliani, andrea.giuliani@mib.infn.it

Received 2 August 2012; Accepted 9 October 2012

Academic Editor: Arthur B. McDonald

Copyright © 2012 A. Giuliani and A. Poves. This is an open access article distributed under the Creative Commons Attribution License, which permits unrestricted use, distribution, and reproduction in any medium, provided the original work is properly cited.

This paper introduces the neutrinoless double-beta decay (the rarest nuclear weak process) and describes the status of the research for this transition, both from the point of view of theoretical nuclear physics and in terms of the present and future experimental scenarios. Implications of this phenomenon on crucial aspects of particle physics are briefly discussed. The calculations of the nuclear matrix elements in case of mass mechanisms are reviewed, and a range for these quantities is proposed for the most appealing candidates. After introducing general experimental concepts—such as the choice of the best candidates, the different proposed technological approaches, and the sensitivity—we make the point on the experimental situation. Searches running or in preparation are described, providing an organic presentation which picks up similarities and differences. A critical comparison of the adopted technologies and of their physics reach (in terms of sensitivity to the effective Majorana neutrino mass) is performed. As a conclusion, we try to envisage what we expect round the corner and at a longer time scale.

1. Introduction

The double-beta decay is the rarest nuclear weak process. It takes place between two even-even isobars, when the decay to the intermediate nucleus is energetically forbidden due to the pairing interaction, which shifts the even-even and the odd-odd mass parabolas in a given isobaric chain; therefore, only due to the pairing interaction can the double-beta decay be observed. This is seen clearly in Figure 1. The two-neutrino decay conserves the lepton number and was originally proposed by Goeppert-Mayer in 1935 [1]. It is a second-order weak process, this is the reason of its low rate, and the first direct laboratory detection was only achieved as recently as 1987 [2]. Since then, it has been measured for a dozen of

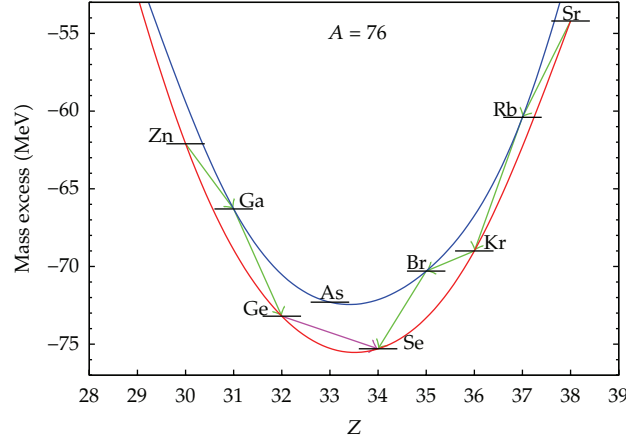


Figure 1: Representation of the energies of the $A = 76$ isobars. The single-beta decay (β)—green arrows—between ^{76}Ge and ^{76}Se is energetically forbidden, hence leaving double beta ($\beta\beta$)—pink arrow—as the only decay channel. The two mass parabolas exist because of the pairing interaction that lowers the energy of even Z —even N nuclei with respect to odd Z —odd N nuclei. For odd A nuclei there is a single mass parabola, and all single-beta transitions are energetically allowed (taken from J. Menendez’s PhD thesis).

nuclei [3], with lifetimes in the range 10^{18} – 10^{22} y. The alternative is the neutrinoless double-beta decay ($0\nu\beta\beta$), proposed by Furry [4] after the Majorana theory of the neutrino [5]. The neutrinoless decay $0\nu\beta\beta$ can only take place if the neutrino is a massive Majorana particle and demands an extension of the standard model of the electroweak interactions, because it violates the lepton number conservation. Therefore, the observation of the double-beta decay without emission of neutrinos will sign the Majorana character of the neutrino. The corresponding nuclear reactions are the following:

$$\begin{aligned} {}^A_Z X_N &\longrightarrow {}^A_{Z+2} X_{N-2} + 2e^- + 2\bar{\nu}_e, \\ {}^A_Z X_N &\longrightarrow {}^A_{Z+2} X_{N-2} + 2e^-. \end{aligned} \quad (1.1)$$

Currently, there is a number of experiments either taking place or expected for the near future—see, for example, [6, 7] and Section 7.3.—devoted to detect this process and to set up firmly the nature of neutrinos. Most stringent limits on the lifetime are of the order of 10^{25} y. A discussed claim for the existence of $0\nu\beta\beta$ decay in the isotope ^{76}Ge (see Section 7.1) declares that the half-life is about 2.2×10^{25} y [8]. Furthermore, the $0\nu\beta\beta$ decay is also sensitive to the absolute scale of the neutrino masses (if the process is mediated by the so-called mass mechanism), and hence to the mass hierarchy (see Section 2). Since the half-life of the decay is determined, together with the effective Majorana neutrino mass (defined later in Section 2), by the nuclear matrix elements for the process NME, its knowledge is essential to predict the most favorable decays and, once detection is achieved, to settle the neutrino mass scale and hierarchy.

Another process of interest is the resonant double-electron capture which could have lifetimes competitive with the neutrinoless double-beta decay ones only if there is a degeneracy of the atomic mass of the initial and final states at the eV level [9]. For the moment, high-precision mass measurements have discarded all the proposed candidates (see [10] for a recent update of the subject). As in the neutrinoless double-beta decay,

the decay rate depends on the effective Majorana neutrino mass and the NME defined in Section 3.

2. Neutrinoless Double-Beta Decay and New Physics

The main feature of $0\nu\beta\beta$ decay is just the violation of the lepton number. In the modern (standard model) perspective, this is as important as the violation of the baryon number. In a very general context, we can imagine this process as a mechanism capable to *create* electrons in a nuclear transition. It is pretty evident and well known that this transition is not necessarily due the exchange of Majorana neutrinos (mass mechanism) as a leading contribution, although its observation would prove that neutrinos are self-conjugate particles [11]. Many extensions of the standard model generate Majorana neutrino masses and offer a plethora of $0\nu\beta\beta$ decay mechanisms, like the exchange of right-handed W -bosons, SUSY superpartners with R -parity violating, leptoquarks, or Kaluza-Klein excitations, among others, which have been discussed in the literature. Possibilities to disentangle at least some of the possible mechanisms (e.g., that related to the existence of right-handed currents) rely on the analysis of angular correlations between the emitted electrons (possible only in one of the future proposed searches), the study of the branching ratios of $0\nu\beta\beta$ decays to ground and excited states, a comparative study of the $0\nu\beta\beta$ decay and neutrinoless electron capture with the emission of a positron, and analysis of possible links with other lepton-flavor violating processes.

However, after the discovery of neutrino flavor oscillations (which prove that neutrinos are massive particles), the mass mechanism occupies a special place. It relates neatly the $0\nu\beta\beta$ decay to important parameters of the neutrino physics, fixes clear experimental targets, and provides a clue to compare on equal footing experiments which present considerable differences from the methodological and technological points of view. In fact, as extensively discussed in Section 3, the lifetime of the $0\nu\beta\beta$ decay is related to the so-called effective Majorana neutrino mass, defined by the following equation:

$$\langle m_\nu \rangle = \left| \sum_k U_{ek}^2 m_k \right| = \left| \sum_k |U_{ek}|^2 m_k e^{i\alpha_k} \right|. \quad (2.1)$$

This crucial parameter contains the three neutrino masses m_k , the elements of the first row of the neutrino mixing matrix U_{ek} , and the unknown CP-violating Majorana phases α_k (only two of them have a physical meaning), which make cancellation of terms possible: $\langle m_\nu \rangle$ could be smaller than any of the m_k . Thanks to the information we have from oscillations, it is useful to express $\langle m_\nu \rangle$ in terms of three unknown quantities: the mass scale, represented by the mass of the lightest neutrino m_{\min} , and the two Majorana phases. It is then common to distinguish three mass patterns: normal hierarchy, where $m_1 < m_2 < m_3$, inverted hierarchy, where $m_3 < m_1 < m_2$, and the quasidegenerate spectrum, where the differences between the masses are small with respect to their absolute values. We ignore Nature's choice about the neutrino mass ordering at the moment, and the $0\nu\beta\beta$ decay has the potential to provide this essential information. In fact, if it can be experimentally established that $\langle m_\nu \rangle \geq 50$ meV, one can conclude that the quasidegenerate pattern is the correct one and extract an allowed range of m_{\min} values. On the other hand, if $\langle m_\nu \rangle$ lies in the range 20–50 meV, the pattern is likely inverted hierarchy, although the normal hierarchy cannot be excluded if the lightest neutrino mass sits on the far right of the allowed band. Eventually, if one could determine that

$\langle m_\nu \rangle < 20$ meV but nonvanishing, the conclusion would be that the normal-hierarchy pattern holds. It turns out therefore that $0\nu\beta\beta$ is important over two fronts: the comprehension of fundamental aspects of elementary particle physics and the contribution to the solution of hot astroparticle and cosmological problems, related to the neutrino mass scale and nature.

3. Formalism

The starting point for the description of the $0\nu\beta\beta$ decay in the mass mode is the weak Hamiltonian:

$$H_W = \frac{G}{\sqrt{2}} \left(j_{L\mu} J_L^{\mu\dagger} \right) + \text{h.c.}, \quad (3.1)$$

where $j_{L\mu}$ is the leptonic current, and the hadronic—nuclear—counterpart is given in the impulse approximation by

$$J_L^{\mu\dagger} = \bar{\Psi} \tau^+ \left(g_V(q^2) \gamma^\mu - i g_M(q^2) \frac{\sigma^{\mu\nu}}{2M_p} - g_A(q^2) \gamma^\mu \gamma_5 + g_P(q^2) q^\mu \gamma_5 \right) \Psi, \quad (3.2)$$

with q^μ the momentum transferred from hadrons to leptons, this is, $q^\mu = p_{\text{neutron}}^\mu - p_{\text{proton}}^\mu$.

In the nonrelativistic case, and discarding energy transfers between nucleons, we have

$$J_L^{\mu\dagger}(\mathbf{x}) = \sum_{n=1}^A \tau_n^- \left(g^{\mu 0} J^0(q^2) + g^{\mu k} J_n^k(q^2) \right) \delta(\mathbf{x} - \mathbf{r}_n), \quad (3.3)$$

where

$$\begin{aligned} J^0(q^2) &= g_V(q^2), \\ J_n(q^2) &= i g_M(q^2) \frac{\sigma_n \times \mathbf{q}}{2M_p} + g_A(q^2) \sigma_n - g_P(q^2) \frac{\mathbf{q}(\mathbf{q} \cdot \sigma_n)}{2M_p}. \end{aligned} \quad (3.4)$$

The parameterization of the couplings by the standard dipole form factor—to take into account the finite nuclear size (FNS)—and the use of the CVC and PCAC hypotheses—for the magnetic and pseudoscalar couplings g_M and g_P —are those described in [12]. We take as values of the bare couplings $g_V(0) = 1$ and $g_A(0) = 1.25$.

Due to the high momentum of the virtual neutrino in the nucleus— ≈ 100 MeV—we can replace the intermediate state energy by an average value and then use the closure relation to sum over all the intermediate states. This approximation is correct to better than 90% [13]. We also limit our study to transitions to 0^+ final states and assume electrons to be emitted in s wave. Corrections to these approximations are of the order of 1% at most, due to the fact that in the other cases effective nuclear operators of higher orders are needed to couple the initial

and final states. With these considerations, the expression for the half-life of the $0\nu\beta\beta$ decay can be written as [14, 15]

$$\left(T_{1/2}^{0\nu\beta\beta}(0^+ \rightarrow 0^+)\right)^{-1} = G_{01} \left| M^{0\nu\beta\beta} \right|^2 \left(\frac{\langle m_\nu \rangle}{m_e} \right)^2, \quad (3.5)$$

where $\langle m_\nu \rangle$, the effective Majorana neutrino mass, was introduced in (2.1), and G_{01} is a kinematic factor (known also as phase-space factor)—dependent on the charge, mass, and available energy of the process, in the following denoted also as Q -value or simply Q . $M^{0\nu\beta\beta}$ is the NME object of study in this section. As already discussed, the neutrino mass scale is directly related to the decay rate. The kinematic factor G_{01} depends on the value of the coupling constant g_A . Therefore, the NMEs obtained with different g_A values cannot be directly compared. If we redefine the NME as:

$$M'^{0\nu\beta\beta} = \left(\frac{g_A}{1.25} \right)^2 M^{0\nu\beta\beta}, \quad (3.6)$$

the new NMEs $M'^{0\nu\beta\beta}$'s are directly comparable no matter which was the value of g_A employed in their calculation, since they share a common G_{01} factor—the one calculated with $g_A = 1.25$. In this sense, the translation of $M'^{0\nu\beta\beta}$'s into half-lives is transparent.

The NME is obtained from the effective transition operator resulting of the product of the nuclear currents:

$$\Omega(q) = -h^F(q) + h^{GT}(q)\sigma_n\sigma_m - h^T(q)\mathbf{S}_{nm}^q, \quad (3.7)$$

where $\mathbf{S}_{nm}^q = 3(\hat{\mathbf{q}}\sigma_n\hat{\mathbf{q}}\sigma_m) - \sigma_n\sigma_m$ is the tensor operator. The functions $h(q)$ can be labeled according to the current terms from which they come:

$$\begin{aligned} h^F(q) &= h_{\nu\nu}^F(q), \\ h^{GT}(q) &= h_{aa}^{GT}(q) + h_{ap}^{GT}(q) + h_{pp}^{GT}(q) + h_{mm}^{GT}(q), \\ h^T(q) &= h_{ap}^T(q) + h_{pp}^T(q) + h_{mm}^T(q), \end{aligned} \quad (3.8)$$

whose explicit form can be found in [12].

Till recently, only h_{aa} and $h_{\nu\nu}$ terms were considered. However, rough estimates of the value of these terms taking $q \approx 100$ MeV give $h_{aa} \approx h_{\nu\nu} \approx 1$, $h_{ap} \approx 0.20$, $h_{pp} \approx 0.04$, and $h_{mm} \approx 0.02$. Therefore, according to the figures, certainly h_{ap} cannot be neglected. Since the Gamow-Teller contribution will be the dominant one, and both the h_{pp} and h_{mm} have the same sign and opposite to h_{ap} , it seems sensible to keep all these terms in the calculation.

Integrating over \mathbf{q} , we get the corresponding operators in position space, which are called the neutrino potentials. Before radial integration, they look like

$$\begin{aligned} V_x^{F/\text{GT}}(r) &= \frac{2}{\pi} \frac{R}{g_A^2(0)} \int_0^\infty j_0(qr) \frac{h_x^{F/\text{GT}}(q)}{(q+\mu)} q dq, \\ V_x^T(r) &= \frac{2}{\pi} \frac{R}{g_A^2(0)} \int_0^\infty -j_2(qr) \frac{h_x^T(q)}{(q+\mu)} q dq, \end{aligned} \quad (3.9)$$

where $j_n(x)$ are the spherical Bessel functions, r is the distance between nucleons, and R , which makes the result dimensionless, is taken as $R = r_0 A^{1/3}$, with $r_0 = 1.2$ fm.

Finally, the NME reads

$$\begin{aligned} M^{0\nu\beta\beta} &= - \left(\frac{g_V(0)}{g_A(0)} \right)^2 M^F + M^{\text{GT}} - M^T \\ &= \left\langle 0_f^+ \left| \sum_{n,m} \tau_n^- \tau_m^- \left(-V^F(r) + V^{\text{GT}}(r) \sigma_n \sigma_m - V^T(r) \mathbf{S}_{nm}^T \right) \right| 0_i^+ \right\rangle. \end{aligned} \quad (3.10)$$

Until very recently, the short-range correlations were taken into account in the calculation of the NME using the Jastrow prescription of [16, 17] as follows:

$$\begin{aligned} \langle 0_f^+ | V(r) | 0_i^+ \rangle_{\text{src}} &= \langle 0_f^+ f(r) | V(r) | f(r) 0_i^+ \rangle \\ &= \left\langle 0_f^+ \left| f(r)^2 V(r) \right| 0_i^+ \right\rangle, \end{aligned} \quad (3.11)$$

with $f(r) = 1 - e^{-ar^2}(1 - br^2)$, where $a = 1.1 \text{ fm}^{-2}$ and $b = 0.68 \text{ fm}^{-2}$.

However, there has been recent proposals [18] suggesting to use a more microscopic method—namely, the unitary correlation operator method (UCOM) [19]—to estimate the SRC, which leads to a much softer correction. A fully consistent calculation of the short-range effects made in [20], which regularizes the $0\nu\beta\beta$ operator using the same prescription as that for the bare interaction, concludes that the effect of the short-range correlations is negligible if the nucleon dipole form factors are taken into account properly.

In summary, there is a broad consensus in the community about the form of the transition operator in the mass mode, which must include the higher-order terms in the nuclear current that we have discussed, and the proper nucleon form factors. The consensus extends to the validity of the closure approximation for the calculation of the NMEs and to the use of soft (or no) short-range corrections. The situation is less clear concerning the use of bare or quenched values of g_A , and we will discuss this specific point later on.

4. The Nuclear Part of the NMEs

Once the main issues related to the transition operator are settled, we are left with the purely nuclear ingredient of the neutrinoless double-beta decay NMEs, the wave functions of the initial and final states of the process. Two different methods were traditionally used

to calculate the NMEs for $0\nu\beta\beta$ decays, the quasiparticle random-phase approximation, and the shell model in large valence spaces (ISM). The QRPA has produced results for most of the possible emitters since long [21–23]. In this method, the pairing correlations are treated in the BCS approximation and the multipole ones at the RPA level. This is an important aspect because as we will show in what follows the pairing structure of the nuclear wave functions plays a prominent role in the size of the NMEs. The ISM, that was applied only to a few cases till recently, can nowadays describe (or will do it shortly) all the experimentally relevant decays but one, the decay of ^{150}Nd [24]. Other approaches sharing a common prescription for the transition operator (including higher order corrections to the nuclear current), for the treatment of the short-range correlations (SRCs) and the finite size effects, are the Interacting Boson Model [25], the Generator Coordinate Method with the Gogny force [26], and the Projected Hartree-Fock-Bogoliubov method [27].

The ISM calculations are performed in different valence spaces and utilize well-tuned effective interactions which make it possible to describe with great accuracy many different observables in many different nuclei. All the details of the modern ISM approach can be found in the review of [28]. For instance, in the decay of ^{48}Ca , we employ the KB3 interaction in the pf major shell. For the case of ^{76}Ge and ^{82}Se , the valence space consists of the $1p_{3/2}$, $0f_{5/2}$, $1p_{1/2}$, and $0g_{9/2}$ orbits, and the interaction is the GCN28.50. Finally the $0g_{7/2}$, $1d_{3/2}$, $1d_{5/2}$, $2s_{1/2}$, and $0h_{11/2}$ valence space and the GCN50.82 interaction are used in the decays of ^{124}Sn , ^{128}Te , ^{130}Te , and ^{136}Xe . Notice that in these calculations, all the possible states of the valence particles in the valence states are taken into account, which leads to basis containing up to $O(10^{10})$ $M = 0$ Slater determinants. QRPA valence spaces comprise typically two major oscillator shells. But only a minor fraction of the possible configurations are taken into account. The effect of the orbits excluded in the ISM calculations in comparison with the QRPA spaces was evaluated in [29], in the particular cases of $A = 82$ and $A = 136$, and the effect was to increase the NMEs by less than 25%.

Figure 2 shows the most recent results of the different methods. We can see that in most cases the results of the ISM calculations are the smallest ones, while the largest ones may come from the IBM, QRPA, or GCM.

The difficulty is to decide upon the merit of the different approaches because of our limited understanding of the physical content of the two-body transition operator (and, indeed, the absence of any experimental anchorage). The situation is very different in the 2ν mode; the decay proceeds via the sum of virtual Gamow-Teller transitions from the initial nucleus to the 1^+ states of the intermediate odd-odd nucleus followed by another one to the final one. The matrix element is the sum over all the intermediate states of the products of the two Gamow-Teller amplitudes with an energy denominator (see (4.1) below):

$$M^{2\nu} = \sum_m \frac{\langle 0_f^+ | \vec{\sigma} t^- | m \rangle \langle m | \vec{\sigma} t^+ | 0_i^- \rangle}{E_m - (M_i + M_f)/2}. \quad (4.1)$$

Even without any experimental result, one could judge the validity of the predictions of the different nuclear models comparing their predictions for the $\beta^{-/+}$ strength functions as measured in charge exchange reactions [32], the excitation energies of the 1^+ states of the intermediate nucleus, and so forth. Indeed, the ISM predictions of these observables are quite successful (see [33]) and we will come back to this issue later. In the 0ν decay, we lack of direct referents of this sort and the evaluation of the adequacy of the different methods is inevitably more ambiguous. A key point is therefore to understand better the peculiarities of

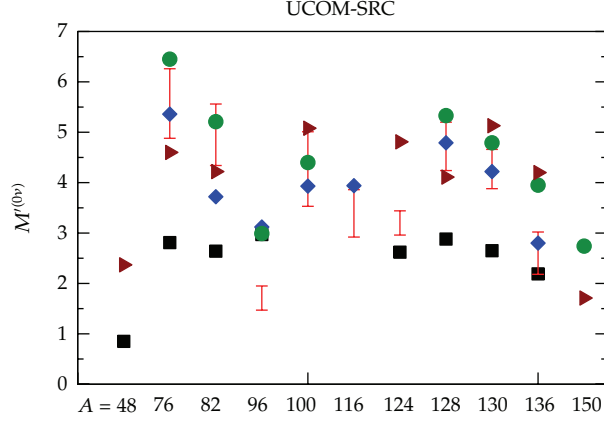


Figure 2: The neutrinoless double-beta decay; “state-of-the-art” NMEs: QRPA [30] (red bars) and [21, 22] (diamonds), ISM [31] (squares), IBM [25] (circles), and GCM [26] (triangles).

the 0ν operator to learn which are the properties of the initial and final nuclei to which it is more sensitive.

4.1. The Role of the Pair Structure of Wave Functions in the NMEs

The two-body decay operator can be written in the Fock space representation as follows:

$$\widehat{M}^{(0\nu)} = \sum_J \left(\sum_{i,j,k,l} M_{i,j,k,l}^J \left((a_i^\dagger a_j^\dagger)^J (a_k a_l)^J \right)^0 \right), \quad (4.2)$$

where the indices i, j, k , and l run over the single-particle orbits of the spherical nuclear mean field. Applying the techniques of [34], we can factorize the operators as follows:

$$\widehat{M}^{(0\nu)} = \sum_{J^\pi} \widehat{P}_{J^\pi}^\dagger \widehat{P}_{J^\pi}. \quad (4.3)$$

The operators \widehat{P}_{J^π} annihilate pairs of neutrons coupled to J^π in the parent nucleus, and the operators $\widehat{P}_{J^\pi}^\dagger$ substitute them by pairs of protons coupled to the same J^π . The overlap of the resulting state with the ground state of the grand daughter nucleus gives the J^π -contribution to the NME. The—a priori complicated—internal structure of these exchanged pairs is dictated by the double-beta decay operators.

In order to explore the structure of the $0\nu\beta\beta$ two-body transition operators, we have plotted in Figure 3 the contributions to the 0ν GT matrix element as a function of the J^π of the decaying pair in the $A = 82$ and $A = 130$ cases. The results are very suggestive, because the dominant contribution corresponds to the decay of $J = 0$ pairs, whereas the contributions of the pairs with $J > 0$ are either negligible or have opposite sign to the leading one. This behavior is common to all the cases that we have studied and is also present in the QRPA calculations, in whose context they had been discussed in [23, 35]. To grasp better this mechanism, we shall work in a basis of generalized seniority s (s counts the number of

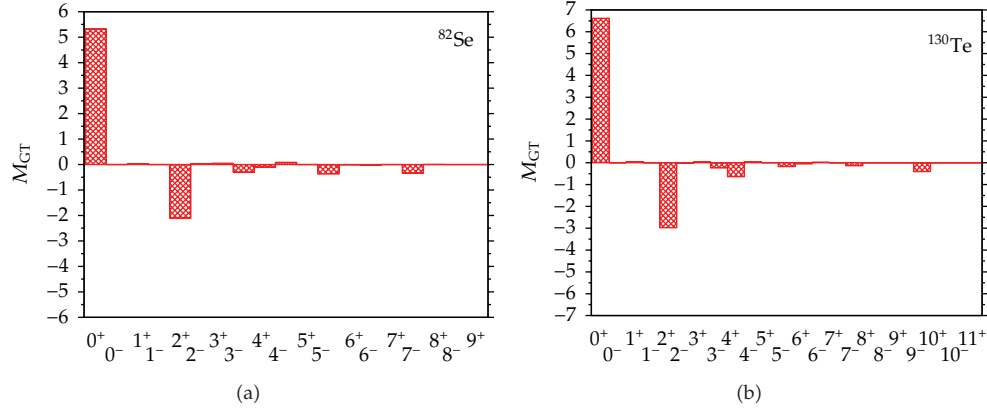


Figure 3: (Color online) Contributions to the Gamow-Teller matrix element of the $^{82}\text{Se} \rightarrow ^{82}\text{Kr}$ and $^{130}\text{Te} \rightarrow ^{130}\text{Xe}$ decays as a function of the J^π of the transformed pair.

Table 1: Decomposition of the wave function of the ground state of ^{66}Ge according to its seniority components, in percentage, for different values of the deformation β .

β	$s = 0$	$s = 4$	$s = 6$	$s = 8$	$s = 10$
0.15	78	20	1	1	0
0.20	39	43	7	10	1
0.25	20	43	14	20	3
0.30	6	32	21	31	10

unpaired nucleons in the nucleus). If the two nuclei in the process had generalized seniority zero, only the $J = 0$ pairs would contribute to the NME, which therefore would have a large value. This is better seen in Figure 4 where we plot the evolution of the values of the NMEs as a function of the maximum seniority which we allow in the wave functions of the decaying and stable nuclei.

It is clearly seen that truncations in seniority tend to overestimate the value of the NMEs. And this can give us a handle to evaluate the different descriptions in terms of their ability to describe properly the correlations which tend to break the nuclear Cooper pairs. High-seniority components are strongly connected to quadrupole correlations and indeed to nuclear deformation. As an example, we show in Table 1 the decomposition of the wave function of the nucleus ^{66}Ge —that would exhibit a fictitious $0\nu\beta\beta$ decay to its mirror ^{66}Se —for different deformations, obtained by adding a variable extra quadrupole-quadrupole term to the interaction. It so happens that as the nucleus becomes more deformed, the high-seniority components become more important.

The next finding of this exercise is even more interesting because it gives us another clue on what is relevant in the nuclear wave functions from the NMEs point of view. We have plotted in Figure 5 the value of the NME as a function of the difference in deformation that we induce by adding the extra quadrupole-quadrupole term to the interaction only for the final nucleus ^{66}Se . Notice in the first place that with the initial interaction both nuclei are mildly deformed (and their wave functions are identical after the exchange of neutrons and protons) with $\beta \sim 0.2$. In spite of that, the NME is a factor of two larger than the values obtained for the $A = 76$ and $A = 82$ decays in the same valence space and with the same

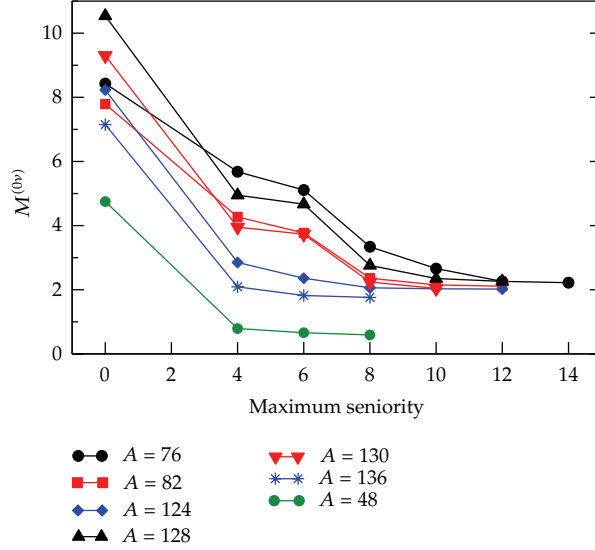


Figure 4: (Color online) The neutrinoless double-beta decay NMEs as a function of the maximum seniority allowed in the wave functions.

interaction. Hence, even if the two $A = 66$ partners are deformed, the fact that their wave functions are identical enhances the decay (the fact that they are mirror nuclei also contributes to this enhancement mainly because of the Fermi contribution, which is enhanced due to the isospin selection rules). Nevertheless, the NME is still far from its expected value in the superfluid limit (NME \sim 7). The figure shows that the reduction of the NME as the difference in deformation increases is very pronounced, and for $\Delta\beta = 0.1$, the NME is one-third of the initial one. If we increase the deformation of the two mirror nuclei by the same amount, the NME decreases as well, but less rapidly, for instance, if we deform both nuclei till $\beta = 0.3$, the value of the NME is reduced just by 25%.

This behavior of the NMEs with respect to the difference of deformation between parent and grand daughter is common to all the transitions between mirror nuclei that we have studied ($A = 50$, $A = 110$) and to more realistic cases like the $A = 82$ decay that we have examined in detail in [36]. Therefore, we can submit that this is a robust result, that can be of importance for the only case which is for the moment out of reach of the ISM description; the decay of ^{150}Nd that SNO+ will try to measure soon, because ^{150}Sm is much more deformed than ^{150}Nd . We have also shown in [36] that the reason for this quenching of the NME is the mismatch in seniority between the initial and final nuclei. Therefore, all the models which tend to smooth these differences and/or to overestimate the low-seniority components of the wave functions are bound to predict too large NMEs.

In Figure 6, the QRPA NMEs are compared with the ISM ones without truncation and truncated at seniority $s = 4$. The comparison is very telling, because the agreement of the truncated ISM results with the QRPA is surprisingly good. Hence, it is apparent that the QRPA results (and the IBM and GCM ones) fall short in capturing in full the multipole correlations in the cases where they are important, and because of this, they produce NMEs which are larger than the ISM ones.

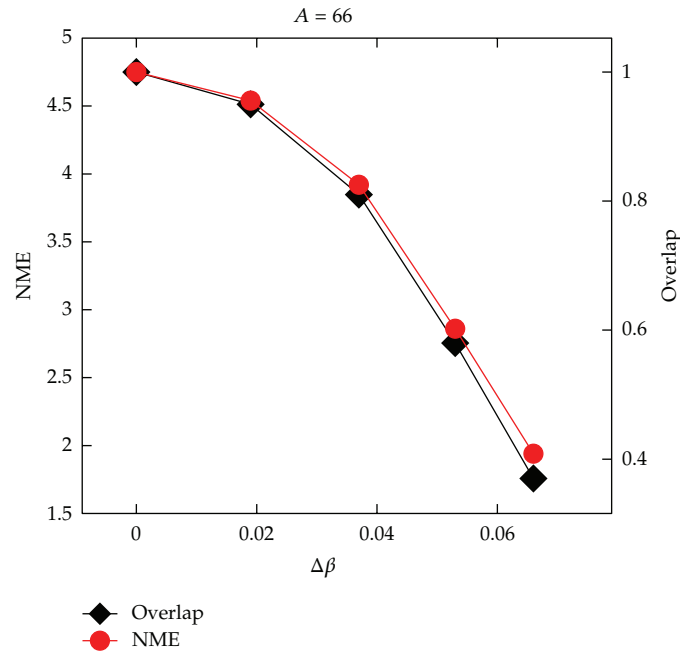


Figure 5: $^{66}\text{Ge} \rightarrow ^{66}\text{Se}$ NME, $M^{0\nu}$, as a function of the difference in deformation induced by an extra quadrupole interaction added to ^{66}Se .

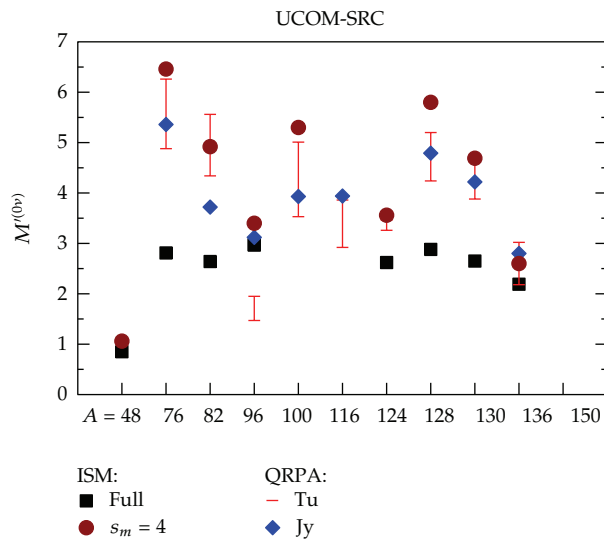


Figure 6: The QRPA results of Figure 2 compared with the ISM ones truncated at seniority $s = 4$

4.2. Other Benchmarks of the Nuclear Wave Functions

Even if we do not have access to observables that are unambiguously related to the neutrinoless NME, there is a plethora of experimental data which can be used to benchmark the wave functions of the participant nuclei, produced by the different nuclear models. We

Table 2: The GT NMEs of the $A = 48$ decay in the generalized seniority basis.

^{48}Ti	$s = 0$ (59%)	$s = 4$ (36%)	$s = 6$ (4%)	$s = 8$ (1%)
$^{48}\text{Ca } s = 0$ (97%)	3.95	-3.68	—	—
$^{48}\text{Ca } s = 4$ (3%)	0.00	-0.26	0.08	-0.02

shall discuss the single β decays (and charge exchange data) together with the 2ν results in the context of the value of g_A which should be used in the calculations in the next section. We are aware of the fact that the different benchmarks are not independent.

(i) Shell and subshell closures: these are very prominent properties in the nuclear dynamics which should manifest in the NMEs. Indeed they do, because in this case the variations in the seniority structure between the initial and final nuclei are very abrupt, leading to very large cancellations of their NME. This is particularly acute in the decay of ^{48}Ca , which is the only doubly magic nucleus candidate to neutrinoless double-beta decay and the one which has the smallest NME.

In Table 2, we show the seniority structures of ^{48}Ca and ^{48}Ti , and we can see that they are very different. We then compute the matrix elements $\langle \nu_f(\beta) | O_{\text{GT}} | \nu_i(\alpha) \rangle$, and we find the values listed in the same table. There are only two large matrix elements; one diagonal and another off-diagonal ($\Delta s = 4$) of the same size and opposite sign. If the two nuclei were dominated by the seniority zero components, one should obtain $M_{\text{GT}} \sim 4$. If ^{48}Ti were a bit more deformed, M_{GT} will be essentially zero. The value produced by the KB3 interaction is 0.75, which represents more than a factor five reduction with respect to the seniority zero limit. Earlier work on double-beta decays in a basis of generalized seniority (limited to $s = 0$ and $s = 4$ components) showing also this kind of cancellations can be found in [35].

Among the favored potential emitters, we have also a few cases of semimagic nuclei in which these effects are less dramatic; however, one should be aware of the fact that if a calculation overemphasizes a subshell closure, its NMEs are bound to be too small. This is possibly the situation in some calculations of the decay of ^{96}Zr . Thus, all these spectroscopic issues should be verified with extreme care before trusting a NME.

(ii) Occupation numbers: another piece of information which is very relevant is provided by the analysis of the experimental spectroscopic factors of stripping and pick-up reactions that lead to the extraction of the occupation numbers of the orbits close to the Fermi level. This has been recently done for neutrons and protons in ^{76}Ge and ^{76}Se in a series of very careful experiments in [37, 38]. Its impact on the different calculations has been uneven; the experimental occupancies were in reasonable agreement with the ISM ones [39], while completely at odds with the QRPA ones [40, 41]. When the QRPA calculations were modified to reproduce these data, their NMEs came closer to the ISM one. There are experiments in progress for ^{130}Te and ^{130}Xe , but for the moment the information is limited to the neutron occupancies [42] (which by the way are not very different from the ISM ones).

(iii) Pair transfer amplitudes: in view of the important cancellations between the contributions to the NMEs coming from the transmutation of pairs of neutrons with $J = 0^+$ and $J \neq 0^+$, the knowledge of the pair transfer amplitudes from and to the neighboring nuclei can be a very strict test of the nuclear wave functions. Reference [42] contains a review of the subject and a list of planned experiments.

(iv) Energy spectra and electromagnetic transitions: these are data which are traditionally the labels of the nuclear shapes and reflect the degree of multipole collectivity, superfluidity, shell closures, and so forth. We have seen that the difference in structure

between the initial and final nuclei is the major reason for the depletion of the NMEs and thus the importance of describing these properties accurately.

4.3. The Gamow-Teller Operator: To Quench or Not to Quench

It is a well-known fact that in order to explain the experimental transition probabilities of the Gamow-Teller decays, the predictions of any model which does not take into account explicitly the short-range correlations must be affected by a reduction factor. Quenching factors of 0.77 in the *sd*-shell, [43] and 0.74 in the *pf*-shell [44] have been extracted from fits to the experimental data in the ISM framework. The value tends asymptotically to 0.7. These results are consistent with those of a large series of charge exchange reactions, in which only about one half of the strength predicted by the Ikeda sum rule $S_-(GT) - S_+(GT) = 3(N - Z)$ [45] was actually measured. The quenching factor can be interpreted as a kind of effective charge for the Gamow-Teller operator $\vec{\sigma}t^{\pm}$ due to the highly repulsive core of the nucleon-nucleon bare interaction [46]. In principle, "ab initio" calculations should be free of these limitations, but the results of the first attempts are not conclusive yet [47]. All the nuclear models that we are discussing in this paper share the need of using an effective Gamow-Teller operator for the description of the single β decays. And, once taken into account, they should be able to reproduce the experimental data, which so provide another important benchmark. Indeed, the ISM calculations perform quite well in this respect.

The main QRPA practitioners have had their Scylla and Charybdis with this issue, because when adjusting one of the key parameters in their calculations, the strength of the interaction in the particle-particle channel, g_{pp} , they had to sacrifice either the reproduction of the single-beta decays or the two neutrino double-beta decay transition probabilities. Finally, they have given up the single-beta decays and fixed their g_{pp} 's to the experimental half-lives of the 2ν decays. In some cases, the calculations were made both with quenched and with bare operators. In our opinion, the only consistent way of doing it is with the effective operator. In any case, as they fix the interaction case by case to the experimental data of the 2ν decays, we cannot judge on the merit of their approach in this respect.

The ISM description of the two neutrino double-beta mode started with the ^{48}Ca decay in the full *pf*-shell, several years in advance of the experimental measure [48]. The prediction turned out to be quite accurate. For the other decays the situation is less favorable, because the ISM valence spaces are not complete in the sense of comprising all the spin orbit partners. In these spaces, we have made local fits to the single-beta decays, extracted the local quenching factors, and used them in the calculation of the 2ν decays, with rather satisfactory results. We have gathered all our results recently in [33].

The important question is what to do in the neutrinoless case. Contrary to the 2ν , all the multipoles contribute now to the NME, and, in fact, the channel with the Gamow-Teller quantum numbers is never dominant and quite often has opposite sign to the others. It is therefore not guaranteed that the right choice would be to affect all the channels of the quenching derived in the pure Gamow-Teller decays in the long wavelength limit. A very interesting effort to disentangle this problem was made by Hagen and Engel who went on renormalizing the two-body transition operator of the neutrinoless double-beta decay in the closure approximation in parallel to the renormalization of the bare nucleon nucleon interaction [49]. Their preliminary conclusion was that no renormalization was necessary. Another attempt along similar lines using chiral perturbation theory [47] has neither given a definite answer to this question, which is probably the major remaining source of uncertainty of the NMEs of the neutrinoless double-beta decays.

5. A Modest Proposal for the Ranges of Values of the NMEs

The question often posed to theorists working in this field is, what are the error bars of your NMEs? Obviously the error bar cannot be of statistical origin because we do not produce models at random. And if we could control the systematic errors, we should have done it already, hence improving our descriptions. That is why we speak of range of values in a very very loose sense. What would be nonsensical is to average the results of the different approaches blindly, without analyzing their respective merits or trends. Each one of the major methods has some advantages and drawbacks, whose effect in the values of the NME can be sometimes explored. The clear advantage of the ISM calculations is their full treatment of the nuclear correlations, while their drawback is that they may underestimate the NMEs due to the limited number of orbits in the affordable valence spaces. It has been estimated [29] that the effect can be of the order of 25%. On the contrary, the QRPA variants, the GCM in its present form, and the IBM are bound to underestimate the multipole correlations in one or another way. As it is well established that the action of the correlations is to diminish the NMEs, these methods should tend to overestimate their value. With these considerations in mind, we propose here an educated range of NME values which somehow take into account the limitations of the different approaches, very much in the mood of [50]. In what follows, we select the results of the major nuclear structure approaches which share the following common ingredients: (a) nucleon form factors of dipole shape; (b) soft short-range correlations computed with the UCOM method; (c) unquenched axial coupling constant g_A ; (d) higher-order corrections to the nuclear current; (e) nuclear radius $R = r_0 A^{1/3}$, with $r_0 = 1.2$ fm. The IBM results are multiplied by 1.18 to account for the difference between Jastrow and UCOM, and the RQRPA ones are multiplied by 1.1/1.2 so as to line them up with the others in their choice of $r_0 = 1.2$ fm. Therefore, the remaining discrepancies between the diverse approaches are solely due to the different nuclear wave functions which they employ.

Lets start with the ^{150}Nd case, for which no ISM value is available. The GCM calculation [26] is clearly the most sophisticated in the market from the point of view of the nuclear structure, and gives the smallest NME. The two other approaches, QRPA [51] and IBM [25], give larger and similar results; therefore, we weight more the GCM value to propose a range [2.03–2.63] even if, in view of the precedent discussion on the effect of the missing correlations in these approaches, we could somehow overestimate it. For ^{136}Xe , we have the ISM value which defines the lower end of the range, but we shall increase it by 25% to account for the limitations in the valence space (we shall apply this correction to all the ISM NMEs except the ^{48}Ca one in which the ISM calculation include a full harmonic oscillator major shell). For the upper one, we average the NMEs from the RQRPA calculation of the Tubingen group [30], the GCM, the IBM, and the more recent pnQRPA result from the Jyvaskyla La Plata collaboration [40]. The resulting interval is [2.74–3.45]. With the same ingredients, we obtain a range [3.31–4.61] for ^{130}Te and [3.60–4.69] for ^{128}Te . For ^{100}Mo , the ISM results are still preliminary, and we do not dare to offer an interval, so we propose only an upper bound of 4.23. In the ^{96}Zr case, the NME depends critically on the degree of subshell neutron closure given by the calculation. The anomalously low value proposed by the QRPA calculation of the Tubingen group is surely due to this overclosure (we have checked this effect in our ISM calculation). Discarding this value, the range is [3.06–3.71] (but this time the ISM value is larger than the average of the QRPA and IBM). For ^{82}Se , the interval is [3.30–4.54] using the latest SRQRPA [41]. In the case of the NME of the ^{76}Ge decay, we can use an extra filter, namely, to demand that the calculations be consistent with the occupation numbers

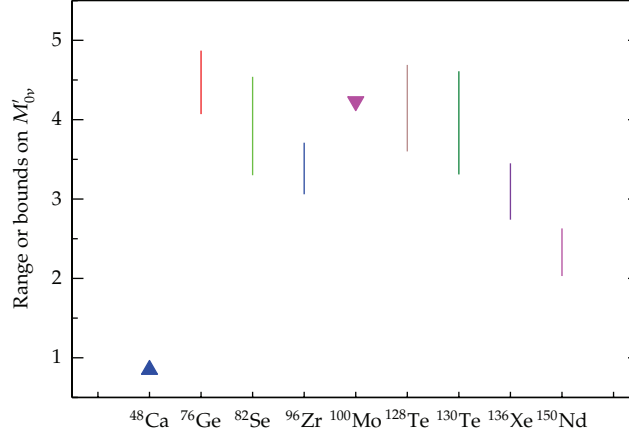


Figure 7: Proposed ranges of the NME values for some selected decays (see text).

measured by Schiffer and collaborators [37, 38]. This leaves us with the ISM [39], SRQRPA, and the pnQRPA. Averaging again the two QRPA values, we obtain the interval [4.07–4.87]. Finally, for the decay of ^{48}Ca , we trust fully the ISM value. The GCM description of double magic nuclei is known to have serious drawbacks. Therefore, we keep the ISM value, 0.85, which can be taken as a lower bound not far from the exact value. We have gathered all these values in Figure 7. It is evident that there are two cases where the NMEs are clearly smaller than the average, ^{48}Ca and ^{150}Nd . For the rest of the decays, the differences in NMEs are within the uncertainty of the calculated values.

6. Experimental Challenge and Strategies

In the standard interpretation of neutrinoless double-beta decay in terms of mass mechanism, experimentalists designing a neutrinoless double-beta decay experiment have three hurdles to leap over in front of them. The first consists in scrutinizing the much debated ^{76}Ge claim [8]: recent experimental results and present developments are very close to accomplish this task. The second one consists in approaching and then covering the inverted hierarchy region of the neutrino mass pattern. The third and ultimate goal is to explore the direct hierarchy region. In this section, we discuss the main guidelines to achieve these targets.

6.1. Size of the Challenge

First, we have to quantify in terms of signal and background rates the challenges that the experimentalists have to cope with. Since we do not want to be precise here, but just to assess orders of magnitude, we will make crude approximations in the formula of (3.5) which gives the rate. We will take $M_{0\nu} \approx 3.5$ for the nuclear matrix elements (this choice is motivated by the results discussed in Section 5 and shown in Figure 7). We observe then that for most of the experimentally relevant isotopes the phase space term G_{01} (including the factor g_A^4 with the axial coupling constant g_A set equal to 1.25) is in the range $2 \times 10^{-13} - 5 \times 10^{-14} \text{ y}^{-1}$ (with significant exceptions discussed in Section 6.2). We will consider therefore a sort of “average” candidate isotope with $M_{0\nu} = 3.5$ and $G_{01} = 4 \times 10^{-14} \text{ y}^{-1}$. In Table 3, we report the rates for

Table 3: Signal rates for an “average” double-beta decay candidate.

$\langle m_\nu \rangle$ (meV)	Signal rate (counts/(y kmol))	Significance of $\langle m_\nu \rangle$ value
300	~ 70	^{76}Ge claim in the Heidelberg-Moscow experiment
50	~ 2	Higher bound of the inverted hierarchy region
20	~ 0.2	Lower bound of the inverted hierarchy region
3	$\sim 7 \times 10^{-3}$	Center of the direct hierarchy region

1 kmol of isotope for this standard candidate in correspondence with the reference values of $\langle m_\nu \rangle$.

Considering that 1 kmol corresponds typically to several tens—one hundred kilograms of isotope mass, and that it is meaningful to operate a well designed $0\nu\beta\beta$ experiment for ~ 5 y, we immediately see that while scrutinizing the ^{76}Ge claim may be done in principle with only ~ 10 kg isotope, we need typically 1 ton of isotope mass in order to explore the inverted hierarchy region, just to accumulate a few signal counts. The direct hierarchy region seems for the moment out of the reach of the present technologies, since one would need sources of the order of 1 Mmol (typically 100 tons).

In addition, in order to appreciate such tiny signal rates, the background needs to be extremely low. The experimentalists are obliged to operate in conditions of almost zero background, given the constraints imposed by the size of the source. Acceptable background rates are of the order of 1–10 counts/(y kmol) if the goal is just to approach or touch the inverted hierarchy region, whereas one needs at least one order of magnitude lower values to explore it fully, around or even less than 1 count/(y ton).

6.2. Choice of the Double-Beta Decay Isotope

Which are the best isotopes to search for neutrinoless double-beta decay? Experimental practice shows that the following three factors weight the most in the design of an experiment:

- (i) the Q -value,
- (ii) the isotopic abundance together with the ease of enrichment,
- (iii) the compatibility with an appropriate detection technique.

The Q -value is probably the most important criterion. It influences both the phase space and the background. It is essentially a Q -value-based selection which determines the fact that at the moment there are only 9 experimentally relevant isotopes (listed in Table 4, which reports also other parameters and notes relevant for the discussion in the present section). The Q -values of all these isotopes are larger than 2.4 MeV, with the important exception of ^{76}Ge (Q -value = 2.039 MeV) which remains in the elite mainly thanks to factor (iii). One can get a grasp of the Q -value situation in Figure 8, where all the 35 double-beta unstable nuclei are reported with their energy transition. The “magnificent nine” are highlighted. Two markers indicate two important energy limits in terms of background: the 2615 keV line represents the end-point of the natural gamma radioactivity; the 3270 keV line represents the Q -value of the ^{214}Bi beta decay, which, among the ^{222}Rn daughters, is the one releasing the highest-energy betas and gammas. The 9 candidates are divided by these two markers in three groups of three isotopes. The first group (^{76}Ge , ^{130}Te , and ^{136}Xe) has to cope

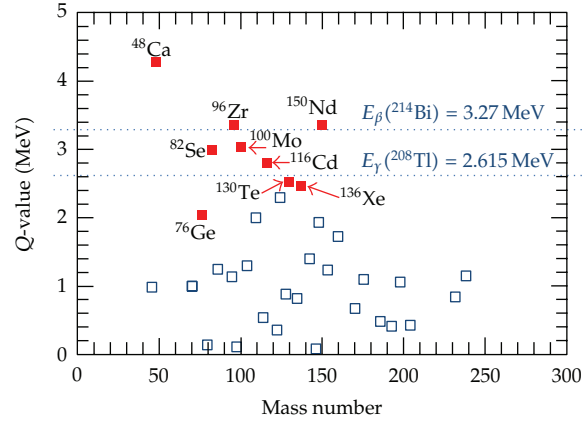


Figure 8: Double-beta decay candidates and their Q -values (adapted from [52]). The “magnificent nine” are highlighted and two background-relevant energy markers are indicated (see text).

Table 4: Relevant parameters and features of the “magnificent nine” double-beta decay candidates.

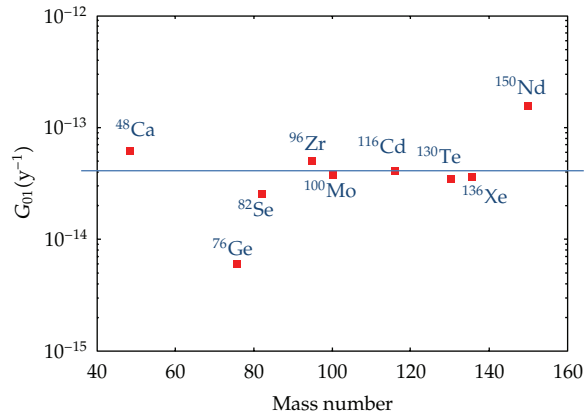
Double-beta candidate	Q -value (MeV)	Phase space $G_{01}(y^{-1})$	Isotopic abundance (%)	Enrichable by centrifugation	Indicative cost normalized to Ge
^{48}Ca	4.27226 (404)	6.05×10^{-14}	0.187	No	—
^{76}Ge	2.03904 (16)	5.77×10^{-15}	7.8	Yes	1
^{82}Se	2.99512 (201)	2.48×10^{-14}	9.2	Yes	1
^{96}Zr	3.35037 (289)	5.02×10^{-14}	2.8	No	—
^{100}Mo	3.03440 (17)	3.89×10^{-14}	9.6	Yes	1
^{116}Cd	2.81350 (13)	4.08×10^{-14}	7.5	Yes	3
^{130}Te	2.52697 (23)	3.47×10^{-14}	33.8	Yes	0.2
^{136}Xe	2.45783 (37)	3.56×10^{-14}	8.9	Yes	0.1
^{150}Nd	3.37138 (20)	1.54×10^{-13}	5.6	No	—

with some gamma background and with the Radon-induced one; the second group (^{82}Se , ^{100}Mo , and ^{116}Cd) is out of the reach of the bulk of the gamma environmental background but Radon may be a problem; the candidates of the third group (^{48}Ca , ^{96}Zr , and ^{150}Nd) are in the best position to realize a background-free experiment. As for the phase space, the situation is depicted in Figure 9. No great differences are observable among the various candidates, with the significant exceptions of ^{76}Ge , which presents a small value of only $\sim 6 \times 10^{-15} y^{-1}$ due to its low Q and, on the other side of ^{150}Nd , characterized by a particularly high value of $\sim 1.5 \times 10^{-13} y^{-1}$.

As for the second criterion, natural isotopic abundances are reported in Table 4. Most of the abundances are in the few % range, with two significant exceptions: the positive case of ^{130}Te that with its 33.8% value can be studied with high sensitivities even with natural samples; the negative case of ^{48}Ca , well below 1%. Given the considerations exposed in Section 6.1, an ambitious experiment (aiming at exploring the inverted hierarchy region of the neutrino mass pattern) needs at least 100 kg of isotope mass. In order to keep the detector size reasonable (and recalling that the background scales roughly as the total *source*, and not *isotope*, mass), it is clear that isotopic enrichment is a necessary task for almost all high-sensitivity searches. The generally available enrichment techniques are reported in Table 5.

Table 5: Existing methods for isotope separation. The technologies relevant for neutrinoless double-beta decay are indicated in the fourth and in the three last lines.

Method of separation	Energy (eV/atom)	Status	Production capacity	Scale of price	Special requirements
Electromagnetic	10^6 – 10^7	Commercial	~100 g/y	High	—
Gas diffusion	3×10^6	Industrial	>tons/y	Medium	Gas compound
Gas nozzle	10^6	Industrial	>tons/y	Medium	Gas compound
Gas centrifuge	3×10^5	Industrial	>tons/y	Low	Gas compound
Rectification	10^2	Industrial	>tons/y	Low	Light elements
Isotope exchange	10^2	Industrial	>tons/y	Low	Light elements
Ion cyclotron resonance	10^3	R&D	~100 kg/y	Medium	—
Atomic vapor laser I.S.	10^2	R&D	>100 kg/y	Medium	—
Molecular laser I.S.	10^2	R&D	>100 kg/y	Medium	—

**Figure 9:** Phase space of the nine more favourable double-beta decay isotopes (values taken from [53] and multiplied by g_A^4 with the axial coupling constant g_A set at 1.25). The line refers to the “average” candidate considered in Section 6.1.

For cost, element-mass, and production-capacity reasons, the only technique extensively used so far for double-beta decay experiments is the gas-centrifuge one. Unfortunately, it can be applied only to gases. Therefore, only those elements which admit a stable gas compound can be enriched in this way. This is the case for ^{76}Ge , ^{130}Te , ^{82}Se , ^{100}Mo , and ^{116}Cd (normally the gas compound is a fluoride). Of course, ^{136}Xe is a gas by itself. The enrichment cost is of the order of 50–100\$/g for germanium. For the other nuclides, the approximate scaling factor is reported in Table 4. For a sort of conspiracy of Nature, the three golden-plated isotopes ^{48}Ca , ^{96}Zr , and ^{150}Nd are not on this list. For these nuclides, other technologies have to be used, such as ion cyclotron resonance (ICR), molecular laser isotope separation (MLIS), and atomic vapor laser isotope separation (AVLIS), that, unlike gas centrifugation, are not exploited at the industrial level. Since several years, the last one is at the center of a project in France aiming at the reconversion of a facility designed to enrich uranium to the production of

~ 100 kg of ^{150}Nd . Recently [54], a possibility showed up to enrich Nd with centrifugation. This requires however to design special centrifuges operating at high temperatures at which a gaseous compound of neodymium is available.

The role of the third criterion will become more clear in the following sections, where specific detection technologies will be described. We would like however to discuss here three special emblematic cases in which the detector principle matches favorably with the isotope to study.

- (i) ^{76}Ge large volume, high-purity, and high-energy resolution Ge-diodes are currently employed in gamma spectroscopy. A detector of this type containing germanium enriched in ^{76}Ge is almost ideal for double-beta decay search. This explains why past (Heidelberg-Moscow and IGEX) and present (GERDA and Majorana) experiments were and are at the forefront in the field, in spite of the relatively low Q of this isotope.
- (ii) ^{130}Te large crystals (up to 1 kg) of the compound TeO_2 can be grown with high radiopurity. They can be used for the realization of bolometers with excellent performance. Given also the high natural isotopic abundance of ^{130}Te , it is understandable why a past experiment like Cuoricino has been leading the field for several years, and why CUORE is one of the most promising future searches (both are based on arrays of TeO_2 bolometers).
- (iii) ^{136}Xe liquid and gaseous xenon is an ideal medium for particle detection. It can be used to equip TPCs with tracking/topology capability. Scintillation and ionization can provide reasonable energy resolution. This approach is exploited in experiments like EXO (now leading the field) and NEXT. In addition, xenon can be easily dissolved in organic liquid scintillators, allowing to reach very large masses exploiting existing facilities (this is the case of KamLAND-Zen). Last but not least, xenon is the element that can be isotopically enriched at the lowest prices and with the highest production capacity.

For the usual conspiracy of Nature, the three mentioned isotopes are the less favorable among the “magnificent nine” in terms of Q -value, but nevertheless they provide at the moment the most stringent limits on neutrinoless double-beta decay. This fact explains better than any digression how the detection technique remains a crucial factor for a highly sensitive search.

6.3. Experimental Approaches and Methods

From the experimental point of view, the shape of the two-electron sum energy spectrum enables to distinguish among the two discussed decay modes. In case of $2\nu\beta\beta$, this spectrum is expected to be a continuum between 0 and Q with a maximum around $1/3 \cdot Q$. For $0\nu\beta\beta$, the spectrum is just a peak at the energy Q , enlarged only by the finite energy resolution of the detector. The two distinctive energy distributions are shown in Figure 10(a). Additional signatures for the various processes are the single-electron energy distribution and the angular correlation between the two emitted electrons. As we have previously discussed, Q ranges from 2 to 3 MeV for the most promising candidates.

The experimental strategy pursued to investigate the $0\nu\beta\beta$ decay consists of the development of a proper nuclear detector, with the purpose to reveal the two emitted electrons in real time and to collect their sum energy spectrum as a minimal information. Additional pieces of information can be provided in some cases, like single-electron energy

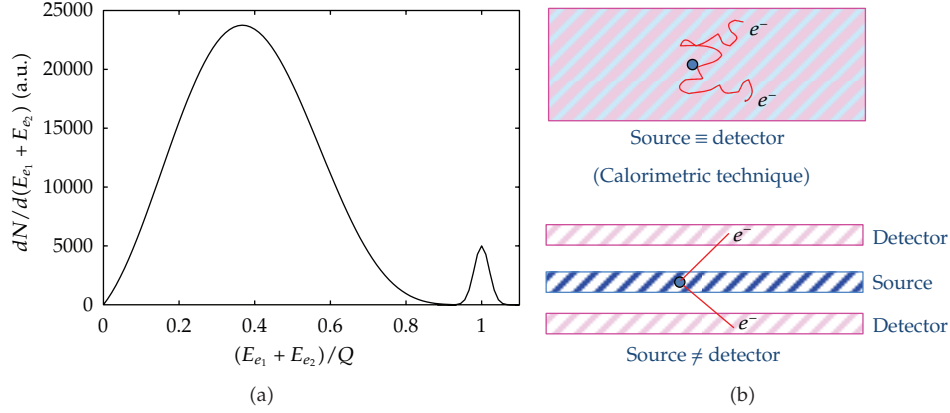


Figure 10: (a) Distribution of the sum of the two electron energies for $0\nu\beta\beta$ and $2\nu\beta\beta$, obtained assuming that the $2\nu\beta\beta$ rate is 100 times faster than the $0\nu\beta\beta$, and the FWHM detector energy resolution is 5%. (b) Schematic representation of the calorimetric technique and of the external source approach.

and initial momentum, or, in one proposed approach, the species of the daughter nucleus. The desirable features of this nuclear detector are as follows.

- (i) High-energy resolution, since a peak must be identified over an almost flat background in case of $0\nu\beta\beta$. In particular, this feature is very useful to keep under control the background induced by the tail of the $2\nu\beta\beta$ spectrum. It can be shown that the ratio $R_{0\nu/2\nu}$ of counts due to $0\nu\beta\beta$ decay over those due to $2\nu\beta\beta$ in a narrow window around the Q -value (of the order of the detector energy resolution) is given by the following expression [55]:

$$R_{0\nu/2\nu} = \frac{m_e}{7Q\delta^6} \frac{T_{1/2}^{2\nu\beta\beta}}{T_{1/2}^{0\nu\beta\beta}}, \quad (6.1)$$

where $\delta = \Delta E_{\text{FWHM}}/Q$ is the fractional energy resolution at the Q -value. It is worth to note the strong dependence on the energy resolution of this expression. Candidates with a slow $2\nu\beta\beta$ decay rate (like ^{136}Xe , for which $T_{1/2}^{2\nu\beta\beta} = 2.2 \times 10^{21}$ y) are of course more favorable than those with a fast 2ν process (like ^{100}Mo , for which $T_{1/2}^{2\nu\beta\beta} = 7.1 \times 10^{18}$ y). For the latter ones, an excellent energy resolution ($<1\%$) is mandatory.

- (ii) Low background, which requires underground detector operation (to shield cosmic rays), very radiopure materials (the competing natural radioactivity decays have typical lifetimes of the order of 10^9 , 10^{10} years versus lifetimes longer than 10^{25} years for $0\nu\beta\beta$), and well-designed passive and/or active shielding against local environmental radioactivity.
- (iii) Large source, in order to monitor many candidate nuclides. Present sources are of the order of 10–100 kg in the most sensitive detectors, while experiments capable to cover the inverted hierarchy region need sources in the 100–1000 kg scale.

- (iv) Tracking and topology capability for the nuclear events, useful to reject background and to provide additional kinematical information on the emitted electrons.

Normally, the listed features cannot be met simultaneously in a single detection method. It is up to the experimentalist to choose the philosophy of the experiment and to select consequently the detector characteristics, privileging some properties with respect to others, having in mind of course the final sensitivity of the setup to half-life and to $\langle m_\nu \rangle$.

The searches for $0\nu\beta\beta$ can be further classified into two main categories: the so-called calorimetric technique, in which the source is embedded in the detector itself, and the external-source approach, in which source and detector are two separate systems.

The calorimetric technique has been proposed and implemented with various types of detectors, such as scintillators, bolometers [56], solid-state devices [57], and gaseous chambers. There are advantages and limitations in this technique, which are here summarized:

- (i) due to the intrinsically high efficiency of the method, large source masses are possible: ~ 100 kg has been demonstrated; ~ 1000 kg is possible;
- (ii) with a proper choice of the detector type, a very high energy resolution (of the order of 0.1%) is achievable, as in Ge-diodes or in bolometers;
- (iii) there are severe constraints on detector material and therefore on the nuclides that can be investigated;
- (iv) it is difficult to reconstruct event topology, with the exception of liquid or gaseous Xe TPC, but at the price of a lower energy resolution.

For the external-source approach, many different detection techniques have been experimented as well: scintillation, gaseous TPCs, gaseous drift chambers, magnetic field for momentum and charge sign measurement, and time of flight. These are the main features, with positive and negative valence:

- (i) A neat event reconstruction is possible, making easier the achievement of a virtual zero background: however, $0\nu\beta\beta$ cannot be distinguished by $2\nu\beta\beta$ event by event if the total electron energy is around Q ; therefore, because of the low energy resolution, $2\nu\beta\beta$ constitutes a severe background source for $0\nu\beta\beta$.
- (ii) Large source masses are not easy to achieve because of self-absorption in the source, so that the present limit is around 10 kg; 100 kg is possible with an extraordinary effort, while 1000 kg looks out of the reach of this approach.
- (iii) Normally the energy resolution is low (of the order of 10%), intrinsically limited by the fluctuations of the energy that the electrons deposit in the source itself.
- (iv) Efficiency is also low (in prospect of the order of 30%).

6.4. The Experimental Sensitivity

In order to compare different experiments, it is useful to give an expression providing the sensitivity of an experimental setup to the $0\nu\beta\beta$ lifetime of the investigated candidate, and hence to determine the sensitivity to $\langle m_\nu \rangle$ in case of mass mechanism. The first step involves only detector and setup parameters, while for the second step one needs reliable calculations of the NMEs, extensively discussed in Section 4. The sensitivity to lifetime F can be defined as the lifetime corresponding to the minimum detectable number of events over background

at a 1σ confidence level. For the case of a source embedded in the detector and nonzero background, it holds

$$F = \frac{N_A \cdot \varepsilon \cdot \eta}{A} \cdot \left(\frac{M \cdot T}{b \cdot \Delta E} \right)^{1/2}, \quad (6.2)$$

where N_A is the Avogadro number, M is the detector mass (or source mass, in case of external-source approach), ε is the detector efficiency, η is the ratio between the total mass of the candidate nuclides and the detector (source) mass, ΔE is the energy resolution, and b is the specific background, for example, the number of spurious counts per mass, time, and energy unit.

From this formula, one can see that in order to improve the performance of a given set-up, one can use either brute force (e.g., increasing the exposition $M \cdot T$) or better technology, improving detector performance (ΔE) and background control (b). Next-generation experiments require to work on both fronts.

In order to derive the sensitivity to $\langle m_\nu \rangle$, indicated as $F_{\langle m_\nu \rangle}$, one must combine (6.2) with (3.5), obtaining

$$F_{\langle m_\nu \rangle} \propto \frac{1}{(G_{01}(Q, Z))^{1/2} |M^{0\nu}|} \cdot \left(\frac{b \cdot \Delta E}{M \cdot T} \right)^{1/4}, \quad (6.3)$$

which shows how the nuclide choice is more relevant than the set-up parameters, on which the sensitivity depends quite weakly. The weak dependence on the exposure $M \cdot T$ causes a rather fast saturation of the sensitivity. If an experiment has been run for 5 years and has established a given limit on $\langle m_\nu \rangle$, it must be run for further 75 years in order to improve it by a factor 2.

The formula reported in (6.2) assumes a Gaussian approximation for the distribution of the number of observed background counts. For small number of counts (<24), the sensitivity should be computed by assuming a Poisson distribution of the background counts. However, (6.2) is extremely useful in evaluating the expected performances of prospective experiments, as it analytically links the experimental sensitivity with the detector parameters. It is a sort of “factor of merit” extensively used within the $\beta\beta$ decay experimental community.

Nowadays, several experimental techniques promise to realize zero background investigations in the close future. In this circumstance, (6.2) and (6.3) do not hold anymore. The observation of 0 counts excludes N_b counts at a given confidence level. For instance, $N_b = 3$ is excluded at the 95% c.l. in a Poisson statistics. Therefore, the sensitivity F_0 for a 0 background experiment is given by

$$F_0 = \frac{N_A \cdot \varepsilon \cdot \eta}{A} \cdot \frac{M \cdot T}{N_b}, \quad (6.4)$$

and (6.3) modifies accordingly.

Uncertainties coming from NMEs prevent from determining precise $\langle m_\nu \rangle$ values in correspondence to a given lifetime: normally a range is indicated, which takes into account the different models for the calculation of the NMEs.

7. Experimental Situation

We are now (July 2012) at a turning point in the experimental search for $0\nu\beta\beta$ decay. In the last decade, two experiments (Cuoricino and NEMO3), now stopped, have reached an $\langle m_\nu \rangle$ sensitivity close to the value claimed by a part of the Heidelberg-Moscow collaboration, in the range 0.2–1 eV. However, they were not able to confirm or disprove this claim, in part as a consequence of the uncertainties related to NMEs. In the meantime, several groups were preparing more ambitious searches capable to go well beyond the Heidelberg-Moscow sensitivity. In the last year, some of these searches (EXO-200, KamLAND-Zen, and GERDA) have started to take data and have released the first results, while others are in an advanced construction phase. In this section, we will review the past experiments and will describe the present experimental scenario, which is exciting and fast moving.

7.1. Past Experiments

In the nineties of the last century, the double-beta decay scene was dominated by the Heidelberg-Moscow (HM) experiment [58]. This search was based on a set of five Ge-diodes, enriched in the candidate isotope ^{76}Ge at 86%, and operated underground with high energy resolution (typically, 4 keV FWHM) in the Laboratori Nazionali del Gran Sasso (LNGS), Italy. This search can be considered, even from the historical point of view, as the paradigm of the calorimetric approach discussed in Section 6.3. The total mass of the detectors was 10.9 kg, corresponding to a source strength of 7.6×10^{25} ^{76}Ge nuclei. The raw background, impressively low, is 0.17 counts/(keV kg y) around Q (2039 keV). It can be reduced by a further factor 5 using pulse shape analysis to reject multisite events. The limits on half-life and $\langle m_\nu \rangle$ are, respectively, 1.9×10^{25} y and 0.3–0.6 eV (depending on the NMEs chosen for the analysis). A subset of the HM collaboration has however claimed the discovery of $0\nu 2\beta$ decay in 2001, with a half-life best value of 1.5×10^{25} y ($(0.8 - 18.3) \times 10^{25}$ y at 95% c.l.), corresponding to a best value for $\langle m_\nu \rangle$ of 0.39 eV (0.05 – 0.84 eV at 95% c.l. including nuclear matrix element uncertainty) [59]. This claim is based on the identification of tiny peaks in the region of the $0\nu 2\beta$ decay, one of which occurs at the ^{76}Ge Q -value. However, this announcement raised skepticism in the double-beta decay community [60], including a part of the HM collaboration itself [61], due to the fact that not all the claimed peaks could be identified and that the statistical significance of the peak looked weaker than the claimed 2.2σ and dependent on the spectral window chosen for the analysis [62, 63]. However, new papers [8, 64] published later gave more convincing supports to the claim. The quality of the data treatment improved, and the exposure increased to 71.7 kg·y. In addition, a detailed analysis based on pulse shape analysis suggests that the peak at the ^{76}Ge Q -value is mainly formed by single-site events, as expected in case of double-beta decay, while the nearby recognized γ peaks are compatible with multisite events, as expected from γ interaction in that energy region and for detectors of that volume. A 4.2σ effect is claimed. The half-life value claimed in the last paper is 2.3×10^{25} y [8]. The HM experiment is now over, and the final word on this crucial result will be given by other searches.

The top level of the external-source technique was reached nowadays by the NEMO3 experiment [65]. The NEMO3 detector, installed underground in the Laboratoire Souterrain de Modane (LSM), in France, is based on well-established technologies in experimental particle physics: the electrons emitted by the sources cross a magnetized tracking volume instrumented with Geiger cells and deliver their energy to a calorimeter based on plastic scintillators. Thanks to the division in 20 sectors of the set-up, many

nuclides can be studied simultaneously, such as ^{100}Mo , ^{82}Se , ^{150}Nd , ^{116}Cd , ^{130}Te , ^{96}Zr , and ^{48}Ca . The strongest source was ^{100}Mo with 4.1×10^{25} nuclei. The energy resolution ranged from 11% to 14.5%. Results achieved with ^{100}Mo fix the half-life limit to 1×10^{24} y, corresponding to limits of 0.8–1.3 eV on $\langle m_\nu \rangle$. In NEMO3 experiment, all the bonuses and all the limits of the external-source approach show off. From one side, the NEMO3 detector produces beautiful reconstruction of the sum and single-electron energy spectrum, and precious information about the angular distribution. Double-beta decay events can be neatly reconstructed with excellent background rejection. Thanks to the multisource approach, $2\nu 2\beta$ decay has been detected in all the seven candidates under observation, a superb physical and technical achievement which makes the NEMO3 set-up a real “double-beta factory.” On the other hand, the low energy resolution and the unavoidable “bidimensional” structure of the sources make a further improvement of the sensitivity to $0\nu 2\beta$ quite difficult, because of the background from $2\nu 2\beta$ and the intrinsic limits in the source strength.

Bolometric detection of particles [66] is a technique particularly suitable to $0\nu 2\beta$ search, providing high energy resolution and large flexibility in the choice of the sensitive material [56]. It can be considered the most advanced and promising application of the calorimetric technique in its high-energy resolution approach. In bolometers, the energy deposited in the detector by a nuclear event is measured by recording the temperature increase of the detector as a whole. In order to make this tiny heating appreciable and to reduce all the intrinsic noise sources, the detector must be operated at very low temperatures, of the order of 10 mK for large masses. Several interesting bolometric candidates were proposed and tested. The choice has fallen on natural TeO_2 (tellurite) that has reasonable mechanical and thermal properties together with a very large (27% in mass) content of the 2β -candidate ^{130}Te . A large international collaboration has been running an experiment for five years, named Cuoricino (which means “small CUORE—heart—” in Italian), now stopped, which was based on this approach and was installed underground in the Laboratori Nazionali del Gran Sasso [67]. Cuoricino consisted of a tower of 13 modules, containing 62 TeO_2 crystals for a total mass of ~ 41 kg, corresponding to a source strength of 5.0×10^{25} ^{130}Te nuclei. Cuoricino results are at the level of the HM experiment in terms of sensitivity to $\langle m_\nu \rangle$, covering a range of limits of 0.2–0.7 eV, depending on the choice of the nuclear matrix elements. A very low background (of the order of 0.18 counts/(keV kg y)) was obtained in the $0\nu 2\beta$ decay region, similar to the one achieved in the HM set-up. The energy resolution is about 8 keV FWHM, quite reproducible in all the crystals. Unfortunately, Cuoricino, despite a sensitivity comparable to that of the HM experiment, cannot disprove the ^{76}Ge claim due to the discrepancies in the nuclear matrix element calculations.

7.2. Features of the Present Generation Searches

In Section 6.1, we have seen that the background target for highly sensitive searches is around or even less than 1 count/(y ton), with the purpose to scrutinize without ambiguity the ^{76}Ge claim and then to attack the inverted hierarchy region. In a high energy resolution experiment (with $\Delta E_{\text{FWHM}} \sim 1$ keV), this request translates into a specific background coefficient b of the order of 1 count/(keV y ton), while the target is even more ambitious for low energy-resolution search, where however the most critical role is played by $2\nu 2\beta$ decay. When designing a modern double-beta decay experiment and selecting a detector technology for it, the experimentalist should therefore ask himself or herself

three basic questions, the answer to which must be “yes” if that technology is viable and timely:

- (1) is the selected technology able to deal with 100 kg or better 1 ton of isotope, at least in prospect?
- (2) is the choice of the detector and of the related materials compatible with a background of the order of at most 1 count/(y ton) in the region of interest?
- (3) can the experiment be designed and constructed in a few years, and can the chosen technique provide at least 80% live time for several years?

The first question needs to be considered also from the economical point of view. As Table 4 shows, practically all the nuclei of interest, with the significant exception of ^{130}Te , require isotopic enrichment. The cost of this process, when technically feasible, is in the range 10–300 \$/g. Therefore, a next-generation $0\nu 2\beta$ experiment has a cost in the range of several tens of millions of dollars, just to get the basic material. Let us see now which solutions are under test worldwide to get a positive answer to the three questions listed above.

7.3. Classification and Overview of the Experiments

As already discussed in Section 6.3, two approaches are normally followed in $0\nu 2\beta$ decay experiments (calorimetric technique and external source), and two classes of searches can be singled out depending on which experimental parameter is mostly emphasized: high energy resolution or tracking/topology capability. We will schematically review ten projects, grouped in five categories in relation with the approaches and the performance mentioned above (see Figure 11). For the half-life sensitivity, we will use the values declared by the authors, and we will translate this in a range of limits on $\langle m_\nu \rangle$ using the results exposed in Section 5 and exposed in Figure 7. For the phase space factor, we have used the values reported in Table 4. The limits on the effective Majorana neutrino mass may therefore differ from those reported by the various collaborations, since we tried to estimate an educated guess of the NME range rather than taking indiscriminately the available calculations.

This list of ten projects do not cover the full range of existing $0\nu\beta\beta$ searches but, according to our judgment, include the experiments with the highest chances to give important contributions to the field under discussion. Among these projects, more space will be given to those searches and techniques which have a special relevance, either for the results that they are providing at the moment or for the excellent prospects offered by the related technology.

The first category is characterized by a calorimetric approach with high energy resolution, with four planned projects.

GERDA [68] is an array of enriched Ge diodes immersed in liquid argon (rather than cooled down in a conventional cryostat) and investigating the isotope ^{76}Ge . The experiment is located in LNGS, Italy. The proved energy resolution is 0.25% FWHM. The first phase (data taken from November 2011) consists of 14.6 kg of isotope mass. The second phase foresees 35 kg. As for the first phase, the predicted 1 y sensitivity to the $0\nu\beta\beta$ half-life is 3×10^{25} y at 95% C.L., corresponding to a limit range on $\langle m_\nu \rangle$ of 252–302 meV. The first phase will allow therefore to scrutinize the ^{76}Ge claim. The second-phase sensitivity is 2×10^{26} after an exposure of 100 kg y, which gives 98–117 meV when translated in limits on the Majorana mass. The target background for the first phase was 10^{-1} counts/(keV kg y). The experimental results showed a background higher by a factor two with respect to the expectations. The

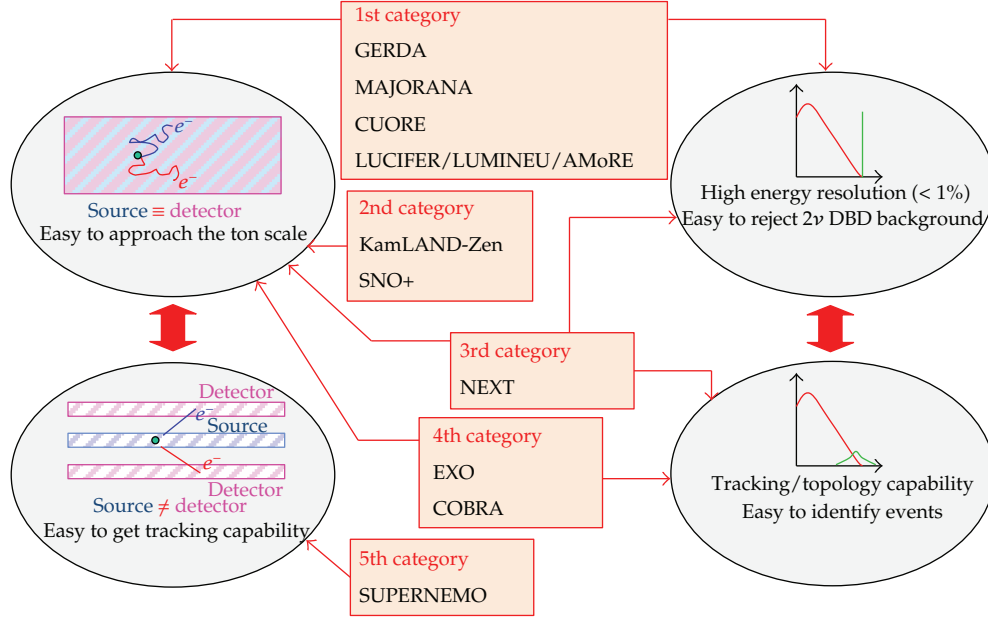


Figure 11: Experiments reviewed in the text are divided into five categories, according to the experimental approach and the main features of the detector performance. Running experiments are written in boldface fonts.

philosophy of the experiment is to work always in the zero background regime. Therefore, the background goal for the second phase is 10^{-2} counts/(keV kg y), one order of magnitude lower than in the first phase given that the exposure will be higher by the same factor.

MAJORANA [69] is an array of enriched Ge diodes operated in conventional Cu cryostats and investigating the isotope ^{76}Ge . Located in the SURF underground facility in the US, it has a modular structure, and the first step envisages the construction of a demonstrator containing 40 kg of germanium: up to 30 kg will be enriched at 86%. The proved energy resolution is 0.16% FWHM. The scope of the demonstrator is to show that a specific background level better than 10^{-3} counts/(keV kg y) can be reached in 1 ton experiment. Merging with GERDA is foreseen in view of a 1 ton set-up. This corresponds to the so-called third phase of GERDA.

CUORE [70], a natural expansion of Cuoricino, will be an array of 988 natural TeO_2 bolometers arranged in 19 towers and operated at 10 mK in a specially designed dilution cryostat. The total sensitive mass will be 741 kg, while the source will correspond to 200 kg of the isotope ^{130}Te . CUORE will take advantage of the Cuoricino experience and will be located in LNGS, Italy. The proved energy resolution is 0.25% FWHM. The 90% C.L. 5 y sensitivity to the $0\nu\beta\beta$ half-life is 9.7×10^{25} y, corresponding to a limit range on $\langle m_\nu \rangle$ of 60–84 meV. CUORE is in the construction phase, and data taking is foreseen to start in 2014. A general test of the CUORE detector, comprising a single tower and named CUORE-0, will take data in fall 2012.

LUCIFER [71] will consist of an array of ZnSe scintillating bolometers operated at 20 mK, for the study of the isotope ^{82}Se . The proof of principle with ~ 10 kg enriched Se is foreseen in 2014. The proved energy resolution is better than 1% FWHM. LUCIFER is in the R&D phase, but it has however a considerable sensitivity by itself (of the order of ~ 100 meV

for the effective Majorana mass). Given the high potential of the scintillating bolometers, capable to reject the harmful alpha background, other searches following this approach have recently started. In France, a project named LUMINEU will operate scintillating bolometers of the compound ZnMoO_4 , for the study of the isotope ^{100}Mo . In preliminary tests on this compound, resolutions better than 0.5% FWHM look feasible, and an excellent alpha discrimination power was demonstrated [72–74]. The first step of the project, that has the purpose to test the concept and measure the ultimate background, will consist of a pilot experiment consisting of an array of four crystals and containing 0.6 kg of ^{100}Mo . Thanks to the foreseen zero background, this small set-up has however a remarkable sensitivity of 5.3×10^{24} y at 90% C.L. on the half-life of ^{100}Mo [72]. It was also shown that the relatively short lifetime of $2\nu\beta\beta$ decay of ^{100}Mo does not produce dangerous background in this context [75]. In Korea, an experiment named AMoRE is developing scintillating bolometers of CaMoO_4 , investigating once again the isotope ^{100}Mo [76]. The AMoRE collaboration will employ crystals depleted in ^{48}Ca (a source of background in this case), and enriched in ^{100}Mo .

Even though these experiments do not have tracking capability, some spatial information and other tools help in reducing the background. An important asset is granularity, which is a major point for CUORE (array of 988 closely packed individual bolometers), MAJORANA (in prospect a set of modules with 57 closely packed individual Ge diodes per module), and the lower energy resolution experiment COBRA [77], discussed later (in the final design, 64000 individual semiconductor detectors). Closed packed arrays are foreseen also in the final stage of experiments based on scintillating bolometers. Granularity provides a substantial background suppression thanks to the rejection of simultaneous events in different detector elements, which cannot be ascribed to a $0\nu\beta\beta$ process.

Another tool which can improve the sensitivity of Ge-based calorimetric searches is pulse shape analysis, already used in the HM experiment with remarkable results. It is well known that in ionization detectors one can achieve spatial information looking at the pulse shape of the current pulse. In particular, this fact will be exploited in GERDA using the so-called BEGe detectors [78], consisting of p -type HPGe devices with an $n+$ contact covering the whole outer surface and a small $p+$ contact located on the bottom. These detectors exhibit enhanced pulse shape discrimination properties, which can be exploited for background reduction purposes.

Other techniques to suppress background in calorimetric detectors are sophisticated forms of active shielding. For instance, the operation of the GERDA Ge diodes in liquid argon opens the way, in the second phase of the experiment, to the use of the cryogenic liquid as a scintillating active shield. In bolometers, it was clearly shown that additional bolometric elements thermally connected to the main detector in the form of thin slabs can identify events due to surface contamination [79, 80]. This is a particularly dangerous background source, presently the most limiting factor in the CUORE-predicted performance, since surface α 's, degraded in energy, populate the spectral region of interest for $0\nu\beta\beta$ decay. This shows that several refinements are possible in the high energy resolution calorimetric experiments, and that an important R&D activity is mandatory to improve the sensitivity of next-generation experiments.

A very promising development of the calorimetric approach realized by means of low-temperature detectors consists in the realization of scintillating bolometers [81], at the basis of the LUCIFER, LUMINEU, and AMoRE projects. The simultaneous detection of heat and scintillation light for the same event allows to reject α particles with efficiency close to 100%, since the ratio between the photon and phonon yield is different for α and for γ/β

interactions. In addition, rejection by pulse shape analysis looks possible in some cases both in the heat and light channel. The α rejection capability becomes formidably promising when applied to candidates with a Q -value higher than 2.6 MeV, that is, outside the natural γ radioactivity range, since in this case α 's are the only really disturbing background source. This is the case for ^{82}Se and ^{100}Mo , which are the isotopes investigated in the present searches. A complete elimination of α 's for these candidates could lead to specific background levels of the order of 10^{-4} counts/keV/kg/y [72]. A research program in this field, partially already accomplished, has identified promising scintillating compounds of ^{48}Ca , ^{100}Mo , ^{116}Cd , and ^{82}Se , such as PbMoO_4 , CdWO_4 , CaMoO_4 , SrMoO_4 , ZnMoO_4 , CaF_2 , and ZnSe . The choice of LUCIFER has fallen on ZnSe , because of the favorable mass fraction of the candidate, the availability of large radio-pure crystals, and the well-established enrichment/purification technology for Se. The compounds ZnMoO_4 and CaMoO_4 are equally promising, and this explains their use in the LUMINEU and AMoRE experiments. In nonscintillating materials like ^{130}Te employed in CUORE, the α rejection can be achieved exploiting the much weaker Cerenkov light (the two electrons emitted in the $0\nu\beta\beta$ are above threshold and produce a flash of light with a total energy of approximately 140 eV). On the contrary, α particles are by far below threshold and give rise to dark events. The detection of the Cerenkov light would improve dramatically the sensitivity of CUORE, providing the possibility to bring the specific background from the present 10^{-2} counts/(keV kg y) to 10^{-3} counts/(keV kg y). The detection of the Cerenkov light in a bolometric context, with a sensitivity allowing to fully reject α events, requires exceptionally sensitive light detectors, which however look like being within the reach of recently developed technologies.

The second category of future experiments (calorimetric search with low energy resolution and no tracking capability) is represented by two samples which exploit different techniques and solve the low-energy-resolution problem with diverse measures.

KamLAND-Zen [82] is a followup of the KamLAND experiment, used for the detection of reactor neutrinos and located in the Kamioka mine in Japan. It was converted into an apparatus capable to study $0\nu\beta\beta$ decay by dissolving Xe gas in an organic liquid scintillator contained in a nylon balloon, which, being immersed in the KamLAND set-up, is surrounded by 1 kton of liquid scintillator. The mass of the Xe-loaded scintillator is 13 tons, and the Xe weight fraction is about 2.5%, resulting in 300 kg of enriched ^{136}Xe . The external scintillator works as a powerful active shield. A reasonable space resolution for interaction vertices allows to define a fiducial volume in the Xe-loaded scintillator, corresponding to 129 kg of ^{136}Xe . The energy resolution at the Q -value is 10% FWHM. The purpose of the experiment was to scrutinize the ^{76}Ge claim. After an exposure of 10^4 kg day, the experimental data showed an unexpected bump in the background structure rather close to the region of interest of $0\nu\beta\beta$ that prevented to achieve the primary goal of the experiment. The background level was of the order of 10 counts/(50 keV) in 77.6 days, about 30 times worse than what was initially expected. Some interpretations were proposed for this peak. The most accredited one refers to a contamination of the isotope ^{110m}Ag , whose decay releases a total energy of about 200 keV higher than the Q -value of ^{136}Xe . This isotope could be of cosmogenic origin and could be present either in the balloon walls or in the Xe itself. In the latter case, Xe purification should reduce this background contribution, restoring the initially foreseen sensitivity of the experiment that was 9.8×10^{25} y at 90% C.L. in 5 y of data taking. The ^{110m}Ag affair is a good example of the limitation of the low energy resolution experiments. In spite of this unexpected background source, the collaboration was able to set a significant limit on the half-life of the $0\nu\beta\beta$ process, equal to 5.7×10^{24} y at 90% C.L. (corresponding to 329–414 meV for the effective Majorana mass). This result

however is obtained through a fit of the background spectrum without a really convincing background model. KamLAND-Zen has provided a superb measurement of the $2\nu\beta\beta$ half-life of ^{136}Xe , set at $2.38 \pm 0.02(\text{stat}) \pm 0.14(\text{syst}) \times 10^{21}$ y [82]. This was before the only missing $2\nu\beta\beta$ measurement among the “magnificent nine.” The measured value is about 5 times shorter than a previous experimental limit on this process [83] and has confirmed a fully compatible result obtained by the EXO-200 experiment several months before [84] (see below).

SNO+ [85] is an upgrade of the solar neutrino experiment SNO, located at SNOLAB in Canada. The basic idea consists in filling the SNO detector (which contained heavy water in the solar-neutrino mode) with Nd-loaded liquid scintillator to investigate the isotope ^{150}Nd . A crucial point is of course the possibility to enrich neodymium, discussed in Section 6.2. The SNO+ plan is to use 780 tons of liquid scintillator loaded with natural neodymium. If the Nd fraction is 0.1% w/w, as quoted in [85], the 2β source results in 43.7 kg of ^{150}Nd . The expected energy resolution in this configuration is 6.4% FWHM at the Q -value of ^{150}Nd . There are however recent plans to increase the Nd concentration [86] up to 0.3% w/w, which gives slightly poorer energy resolution but better sensitivity. For the background rate, about 100 background events per kton of liquid scintillator and per year are expected via simulations in a 200 keV energy window around Q . The foreseen 3 y sensitivity on the half-life is 1.3×10^{25} y C.L. [87], corresponding to a limit of 137–178 meV on the effective Majorana mass. Data taking with Nd-loaded scintillator is foreseen in 2014.

The third category includes an ambitious calorimetric experiment aiming at joining high energy resolution with tracking/topology capability.

NEXT [88] is a proposed 10 bar gaseous-xenon TPC, to be located in the Canfranc, Spain, and containing 89 kg of the isotope ^{136}Xe . Clear two-track signature is achievable, thanks to the use of gaseous rather than liquid Xe. The estimated energy resolution is of the order of 1% FWHM, achieved thanks to the electroluminescence signal associated to the ionization electrons produced by the $0\nu\beta\beta$ events. This is the only calorimetric experiment which is in principle capable to get reasonably high energy resolution in addition to topology capability. The experiment is in the R&D phase. Recent results on small prototypes have shown that the high-resolution target is indeed possible. The expected sensitivity, based on a simulation which foresees a specific background at the order of 8×10^{-4} counts/(keV kg y), is of 5.9×10^{25} y at 90% C.L., corresponding to the range 102–129 meV for the limits on $\langle m_\nu \rangle$.

The fourth category comprises calorimetric experiments based on detectors which compensate the low energy resolution with tracking or some form of event-topology capability. There are two samples in this group.

EXO [89] is a Xe TPC experiment which envisages a first phase known as EXO-200, which is now taking data. The second phase foresees a much higher isotope mass, in the 1–10 ton range. There is a unique case in direct-detection $0\nu\beta\beta$ experiments; the second phase considers the possibility of tagging the Barium single ion—the $\beta\beta$ decay daughter—by means of optical spectroscopy methods, in particular through laser fluorescence. The final state of the decay would be totally identified. If successful, this approach would eliminate any form of background, with the exception of that due to the $2\nu\beta\beta$ decay. The EXO-200 TPC contains 200 kg of enriched liquid xenon and is located in the WIPP facility in the USA. The detector measures both the scintillation light (which provides the start signal for the TPC) and the ionization. The apparatus is capable to get topology information and to distinguish between single-site events (potential signal) and multisite events (certain background). The simultaneous exploitation of the correlated scintillation and charge signal allows to improve the energy resolution, which is 3.9% FWHM in the region of interest.

No signal was observed after an exposure of 32.5 kg yr, with a background of 1.5×10^{-3} counts/(keV kg yr) in the region of interest. This sets a lower limit on the half-life of the $0\nu\beta\beta$ decay of ^{136}Xe of 1.6×10^{25} y at 90% C.L. [90], corresponding to effective Majorana masses of less than 196–247 meV, depending on the matrix element calculation. Even if obtained with another isotope, this limit is so stringent to be in considerable tension with the ^{76}Ge claim. EXO-200 has provided also the first remarkable measurement of the $2\nu\beta\beta$ half-life of ^{136}Xe [84], which resulted to be $2.11 \pm 0.04(\text{stat}) \pm 0.21(\text{syst}) \times 10^{21}$ y, in excellent agreement with the result of KamLAND-Zen [82]. Possible improvements in the radon-induced background and in the data analysis could lead the EXO-200 sensitivity up to $\sim 5 \times 10^{25}$ y at 90% C.L. in 4 y live time. A practical realization of the second phase, which is under study, consists in scaling up the successful EXO-200 set-up, with a sensitive mass of 4 tons of enriched xenon. This project is called nEXO [91], which could reach in a few years a sensitivity of the order of 10^{27} y, allowing to explore deeply the inverted hierarchy region.

COBRA [77] is a proposed array of ^{116}Cd -enriched CdZnTe semiconductor detectors at room temperature. Nine $\beta\beta$ isotopes are under test in principle, but ^{116}Cd is the only competing candidate. The final aim of the project is to deploy 117 kg of ^{116}Cd with high granularity. Small-scale prototypes have been realized at LNGS, Italy. The proved energy resolution is 1.9% FWHM. The project is in R&D phase. Recent results on pixelization show that the COBRA approach may allow an excellent tracking capability, making possible, for example, a quite effective α/β rejection.

The fifth category is represented by setups with external source (which necessarily leads to low energy resolution) and sophisticated tracking capability, allowing to reach virtually zero background in the relevant energy region (with the exception of the contribution from the $2\nu\beta\beta$ tail). We will discuss one project belonging to this class.

SuperNEMO [92] is a proposed set-up composed by several modules containing source foils, tracking (drift chamber in Geiger mode), and calorimetric (low Z scintillator) sections. A magnetic field is present for charge sign identification. SuperNEMO will take advantage of the NEMO3 experience and will investigate ^{82}Se , but the use of the golden-plated isotopes ^{150}Nd , ^{96}Zr , and ^{48}Ca is not excluded, if enrichment is technically feasible. As for NEMO3, SuperNEMO is the only experiment of the next generation having access to the energy distribution of the single electron and to the two-electron angular distribution. This information can lead to the identification of the leading $0\nu\beta\beta$ mechanism (see Section 2), if the process is observed with high enough statistic. Important improvements are foreseen with respect to NEMO3, among which we mention the much larger source, the better energy resolution (from 10.5% to 7.5% FWHM), the higher efficiency (from 18% to 30%), and the much better radiopurity of the source (^{208}Tl and ^{214}Bi contaminations to be improved by a factor 10 and a factor 30, resp.). The use of ^{82}Se , whose $2\nu\beta\beta$ half-life is a factor 10 slower than in ^{100}Mo , reduces proportionally the contribution to the background. The radiopurity of the source is chosen so as to keep the background due to $2\nu\beta\beta$ equal to that coming from the residual radioactive contamination: both are anticipated to be of the order of 1 counts/(100 kg y). A possible configuration foresees 20 modules with 5 kg source for each module, providing 100 kg of isotope mass. The predicted 5 y sensitivity at 90% C.L. is 10^{26} y for ^{82}Se , corresponding to a limit range of 71–98 meV on $\langle m_\nu \rangle$. The project is in an advanced R&D phase: the first module, operating as a demonstrator containing 7 kg of ^{82}Se , will take data in 2013.

7.4. The Technology and the Physics Race

As it is clear from the above discussion and from the experiment description, the three essential ingredients for a sensitive $0\nu\beta\beta$ experiment are (i) a low background level in the region of interest, (ii) a corresponding high number of nuclides under observation, and (iii) the use of an intrinsically favorable candidate. We will focus now on the first point, referring in particular to (6.2), in which the expression $b \cdot \Delta E$ appears. This combination is also crucial to define a zero-background experiment (for which $b \cdot \Delta E \cdot T \cdot M \ll 1$, being T the experiment duration and M the detector/source mass), whose sensitivity is given by (6.4). The two parameters b and ΔE never appear separated, and their product is a sensible figure of merit for a given technology in terms of total background. However, if we want to use this figure of merit to compare coherently different experiments, we should express the specific background in terms of unit of number of candidate nuclides (or equivalently of a multiple of the number of moles) rather than of detector mass. We will redefine then the specific background as $b' = N_{\text{back}} / [(E_{\text{max}} - E_{\text{min}}) \cdot T_{\text{back}} \cdot N_{\text{mol}}]$ (measured for instance in counts/(keV kmol y)), where $[E_{\text{min}}, E_{\text{max}}]$ is the energy interval, containing the region of interest, over which a constant background can be assumed, T_{back} is the duration of the experiment aiming at fixing the background level, and N_{mol} is the number of moles of the candidate isotope which can potentially give a signal in the observed spectrum.

Figure 12 shows the plot of ΔE (FWHM) versus b' . The diagonal lines correspond to constant values of this product. The technologies exploited by the experiments examined in Section 7.3 are represented as points on this plot, and the position of these points with respect to the diagonal lines allows a direct comparison between the various figures of merit. We have to stress that there are two types of experiments in this comparison: on one hand, past and running experiments, for which the background has already been measured; on the other hand, future searches, for which only projections and simulations are available. When possible, we have used the evaluation of the background provided by the collaborations themselves. We have to notice however that an experiment named CUORE-2 with a well-defined structure does not exist officially yet. We have hypothesized here that the background level for CUORE-2 is 10^{-3} counts/(keV kg y), possible if the R&D activities ongoing to suppress the alpha background are successful. We have also assumed that CUORE-2 will be enriched. As for LUCIFER, since a precise quantitative evaluation of the background does not exist in the literature for the moment, we have used the results of simulations made for the very similar scintillating bolometers of ZnMoO_4 , where a background level of 3×10^{-4} counts/(keV kg y) looks within the reach of this technology. For KamLAND-Zen, we have used the observed background level rather than that anticipated before running the experiment.

The points in Figure 12 are distributed in two clusters: we have a group of experiments with energy resolutions below 10 keV FWHM and another one with resolutions in the 100–300 keV range. The experiment NEXT is in between. The lowest background level was achieved by NEMO3, although EXO-200 is now challenging this primacy. Recalling the considerations made in Section 6.1, one immediately sees that many experiments use technologies capable to attain the background level (10–100 counts/(y kmol) required to scrutinize the ^{76}Ge claim (in fact, this task has been almost accomplished by EXO-200, and it will be accomplished soon by GERDA-1). In order to fully cover the quasidegenerate pattern of the neutrino mass and start to attack the inverted hierarchy region, we see that evolved forms of the calorimetric approach seem to be in the best position, even though NEXT and SuperNEMO are in the game.

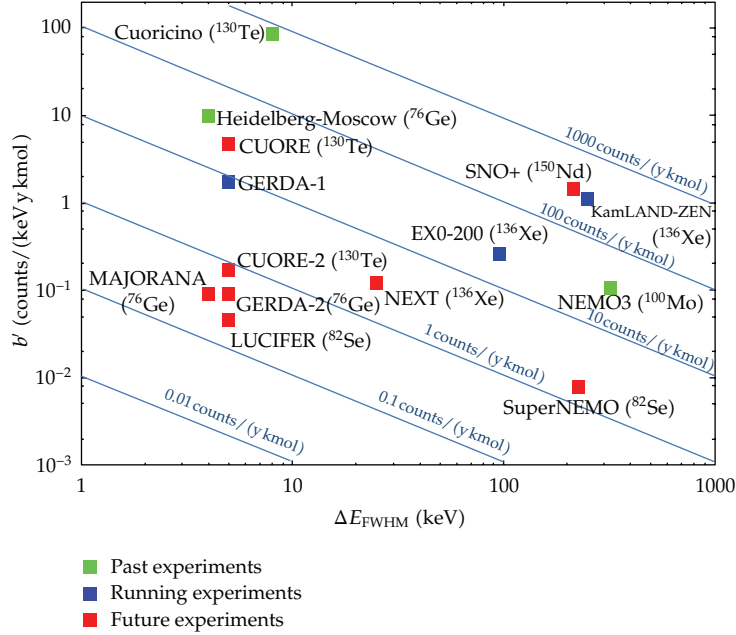


Figure 12: Comparison of technologies/experiments on the basis of the absolute background level they have achieved (green and blue points) or promise to achieve (red points), disentangling the role of the energy resolution ΔE_{FWHM} from that of the specific background b' (related to the number of candidate nuclei rather than to the detector (or source) mass).

Of course, referring only to the specific background, the plot in Figure 12, while instructive, misses crucial aspects. The role played by the phase space of a given isotope does not appear. That is why, for example, ^{76}Ge -based are not at all better than ^{130}Te -based experiments in terms of sensitivity. Another crucial point that does not emerge is the scalability of the technique. Lower energy resolution approaches, like the ones pursued by the Xe-based experiments or searches making use of hundreds of tons of liquid scintillators as isotope solvent (KamLAND-Zen and SNO+), are much more suitable for ton or even multiton experiments.

Every approach has its good reasons, as one can see in Figure 13. Here, one can clearly see that the sensitivity reached by presently running experiments (in blue) is in the range 200–400 meV, barely at the level to scrutinize the ^{76}Ge claim. Some important margins of improvement are expected for EXO-200, which is continuing data taking, and KamLAND-Zen, if the purification of Xe is successful and if other unexpected background sources do not appear. Several future searches, using a variety of technologies, should be able to cover fully the range of the claim and to approach the inverted hierarchy region.

8. Looking into the Crystal Ball

We discuss here the future prospects for $0\nu\beta\beta$ search, concentrating on the very few projects that seem to be now in the position to impact substantially in the fields: GERDA (and MAJORANA), CUORE (and scintillating bolometers), EXO-200, SNO+, KamLAND-Zen, SuperNEMO, and possibly NEXT, if the achievements of the R&D phase will be confirmed also for the final detector. However, it is not possible to exclude rapid developments of the

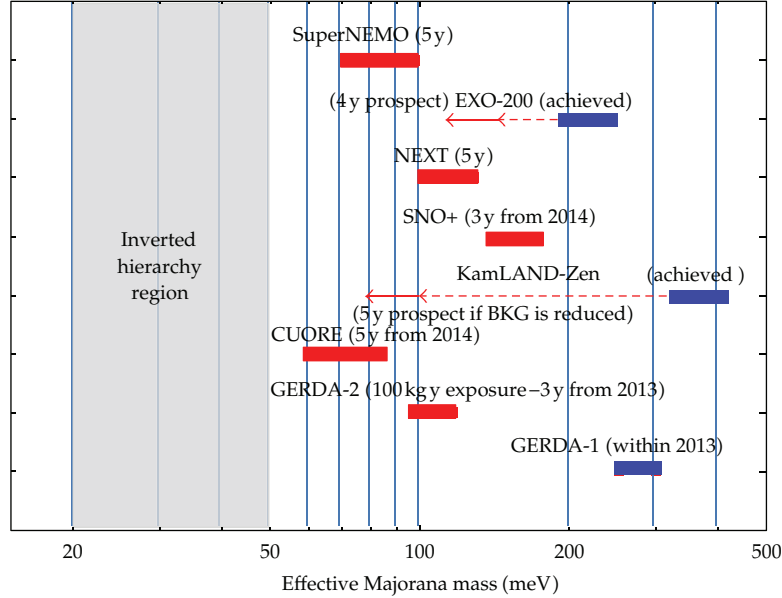


Figure 13: Sensitivity range to the effective Majorana neutrino mass for a set of relevant $0\nu\beta\beta$ experiments. In blue, running experiments; in red, experiments in construction or requiring upgrades. We have used the NMEs proposed in Section 5.

present R&D programs towards real experiments. The continuation of the R&D activity is crucial, since the future of the search depends critically on the richness and variety of the technologies under development, which can lead to further increases of the sensitivities and to the possibility to study many isotopes with different approaches, essential elements in the medium long-term prospects for $0\nu\beta\beta$ decay.

The future scenario of $0\nu\beta\beta$ decay depends on the choice made by Nature on the neutrino mass pattern. In case of quasidegenerate pattern, that is, $\langle m_\nu \rangle$ in the range 100–500 meV (this would be in agreement with the ^{76}Ge claim), we expect the following developments.

- (i) GERDA will detect $0\nu\beta\beta$ decay in ^{76}Ge , marginally in the first phase and with high statistics in the second one.
- (ii) EXO-200 will detect $0\nu 2\beta$ decay in ^{136}Xe and so would do KamLAND-Zen, if the background problems are solved. NEXT has also the chance to see it in the same isotope. These three ^{136}Xe experiments could cross-check each other.
- (iii) CUORE will detect $0\nu\beta\beta$ in ^{130}Te .
- (iv) SNO+ will detect $0\nu 2\beta$ decay in ^{150}Nd .
- (v) LUCIFER could detect $0\nu 2\beta$ decay in ^{82}Se if the present R&D phase leads to a significant pilot experiment, and a major role could be played also by ^{100}Mo -based scintillating bolometers.
- (vi) SuperNEMO may investigate the mechanism looking at the single-electron energy spectrum and at the electron angular distribution in ^{82}Se or in ^{150}Nd .

The redundancy of the candidates with positive observation will help in reducing the uncertainties coming from nuclear matrix element calculation: we would enter the precision

measurement era for $0\nu 2\beta$ decay! We have however to stress that this optimistic scenario is already in tension with the present EXO-200 results.

In case of inverted hierarchy pattern, that is, $\langle m_\nu \rangle$ in the range 20–50 meV, detection is still possible in the middle term, under the condition that the projects under development achieve the planned sensitivity in their “aggressive” version or with substantial upgrades.

- (i) CUORE could detect $0\nu\beta\beta$ decay, more likely if enriched in ^{130}Te and equipped with some method to get rid of the alpha background, or if upgraded in scintillating-bolometer mode.
- (ii) nEXO, the extension of EXO-200 under discussion, could detect $0\nu\beta\beta$ decay in ^{136}Xe .
- (iii) Extensions of KamLAND-Zen, of course after the solution of the present background problems, and of NEXT, if the first phase is successful, can also have the chance to observe $0\nu\beta\beta$ decay in ^{136}Xe .
- (iv) GERDA phase III, after merging with MAJORANA, could detect it in ^{76}Ge .
- (v) SuperNEMO could marginally detect it if ^{150}Nd mode will result at the end possible.
- (vi) SNO+ could detect it in ^{150}Nd if Nd enrichment is viable.

The discovery in 3 or 4 isotopes is necessary for a convincing evidence, and it would be still possible thanks to the variety of projects and techniques under development. A nonobservation could be very important for neutrino physics as well. In fact, if $0\nu\beta\beta$ experiments were able to exclude completely the inverted hierarchy region (putting say a limit on the effective Majorana mass at a level of 10–15 meV), and in the meantime future long baseline neutrino oscillation experiments discovered that the hierarchy is indeed inverted; this would be a strong indication towards a Dirac nature of neutrino.

In case of direct hierarchy pattern, that is, $\langle m_\nu \rangle$ in the range 2–5 meV, new strategies have to be developed. At the moment, no viable solution is conceivable. However, given the importance of the subject, educated speculations on experiments with such a sensitivity are useful, and the running searches along with the R&D activities are very important to stimulate new ideas in view of this extreme challenge.

Acknowledgments

This work was partially supported by the MICINN (Spain) (FPA2011-29854); by the Comunidad de Madrid (Spain) (HEPHACOS S2009-ESP-1473); by the Spanish Consolider-Ingenio 2010 Program, CPAN (CSD2007-00042).

References

- [1] M. Goeppert-Mayer, “Double beta-disintegration,” *Physical Review*, vol. 48, no. 6, pp. 512–516, 1935.
- [2] S. R. Elliott, A. A. Hahn, and M. K. Moe, “Direct evidence for two-neutrino double-beta decay in ^{82}Se ,” *Physical Review Letters*, vol. 59, no. 18, pp. 2020–2023, 1987.
- [3] A. S. Barabash, “Precise half-life values for two-neutrino double- β decay,” *Physical Review C*, vol. 81, no. 3, Article ID 035501, 2010.
- [4] W. H. Furry, “On transition probabilities in double beta-disintegration,” *Physical Review*, vol. 56, no. 12, pp. 1184–1193, 1939.
- [5] E. Majorana, “Teoria simmetrica dell’elettrone e del positrone,” *Il Nuovo Cimento*, vol. 14, no. 4, pp. 171–184, 1937.
- [6] F. T. Avignone III, S. R. Elliott, and J. Engel, “Double beta decay, Majorana neutrinos, and neutrino mass,” *Reviews of Modern Physics*, vol. 80, no. 2, pp. 481–516, 2008.

- [7] J. J. Gómez-Cadenas, J. Martín-Albo, M. Mezzetto, F. Monrabal, and M. Sorel, "The search for neutrinoless double beta decay," *Rivista del Nuovo Cimento*, vol. 35, pp. 29–98, 2012.
- [8] H. V. Klapdor-Kleingrothaus and I. V. Krivosheina, "The evidence for the observation of $0\nu\beta\beta$ decay: the identification of $0\nu\beta\beta$ events from the full spectra," *Modern Physics Letters A*, vol. 21, no. 20, pp. 1547–1566, 2006.
- [9] J. Bernabeu, A. De Rujula, and C. Jarlskog, "Neutrinoless double electron capture as a tool to measure the electron neutrino mass," *Nuclear Physics, Section B*, vol. 223, no. 1, pp. 15–28, 1983.
- [10] M. I. Krivoruchenko, F. Šimkovic, D. Frekers, and A. Faessler, "Resonance enhancement of neutrinoless double electron capture," *Nuclear Physics A*, vol. 859, no. 1, pp. 140–171, 2011.
- [11] J. Schechter and J. W. F. Valle, "Neutrinoless double-decay in $SU(2)\times U(1)$ theories," *Physical Review D*, vol. 25, no. 11, pp. 2951–2954, 1982.
- [12] F. Šimkovic, G. Pantis, J. D. Vergados, and A. Faessler, "Additional nucleon current contributions to neutrinoless double β decay," *Physical Review C*, vol. 60, no. 5, Article ID 055502, 1999.
- [13] K. Muto, "Neutrinoless double beta decay beyond closure approximation," *Nuclear Physics Section A*, vol. 577, no. 1-2, pp. 415–420, 1994.
- [14] M. Doi, T. Totani, H. Nishiura, K. Okuda, and E. Takasugi, "Neutrino masses and the double β decay," *Physics Letters B*, vol. 103, pp. 219–224, 1981.
- [15] M. Doi, T. Kotani, and E. Takasugi, "Double β decay and Majorana neutrino," *Progress of Theoretical Physics*, vol. 83, p. 1, 1985.
- [16] H. F. Wu, H. Q. Song, T. T. S. Kuo, W. K. Cheng, and D. Strottman, "Majorana neutrino and Lepton-Number non-conservation in ^{48}Ca nuclear double beta decay," *Physics Letters B*, vol. 162, no. 4–6, pp. 227–232, 1985.
- [17] G. A. Miller and J. E. Spencer, "A survey of pion charge-exchange reactions with nuclei," *Annals of Physics*, vol. 100, no. 1-2, pp. 562–606, 1976.
- [18] M. Kortelainen, O. Civitarese, J. Suhonen, and J. Toivanen, "Short-range correlations and neutrinoless double beta decay," *Physics Letters Section B*, vol. 647, no. 2-3, pp. 128–132, 2007.
- [19] H. Feldmeier, T. Neff, R. Roth, and J. Schnack, "A unitary correlation operator method," *Nuclear Physics A*, vol. 632, no. 1, pp. 61–95, 1998.
- [20] F. Šimkovic, A. Faessler, H. Muther, V. Rodin, and M. Stauf, "The neutrinoless double beta decay matrix elements with selfconsistent short range correlations," *Physical Review C*, vol. 79, Article ID 055501, 2009.
- [21] M. Kortelainen and J. Suhonen, "Improved short-range correlations and the $0\nu\beta\beta$ nuclear matrix elements of ^{76}Ge and ^{82}Se ," *Physical Review C*, vol. 75, Article ID 051303, 2007.
- [22] M. Kortelainen and J. Suhonen, "Nuclear matrix elements of neutrinoless double beta decay with improved short-range correlations," *Physical Review C*, vol. 76, Article ID 024315, 2007.
- [23] V. A. Rodin, A. Faessler, F. Šimkovic, and P. Vogel, "Assessment of uncertainties in QRPA $0\nu\beta\beta$ -decay nuclear matrix elements," *Nuclear Physics A*, vol. 793, p. 213, 2007.
- [24] E. Caurier, J. Menéndez, F. Nowacki, and A. Poves, "Influence of pairing on the nuclear matrix elements of the neutrinoless $\beta\beta$ decays," *Physical Review Letters*, vol. 100, no. 5, Article ID 052503, 2008.
- [25] J. Barea and F. Iachello, "Neutrinoless double- β decay in the microscopic interacting boson model," *Physical Review C*, vol. 79, no. 4, Article ID 044301, 2009.
- [26] T. R. Rodríguez and G. Martínez-Pinedo, "Energy density functional study of nuclear matrix elements for neutrinoless $\beta\beta$ decay," *Physical Review Letters*, vol. 105, Article ID 252503, 2010.
- [27] R. Chandra, K. Chaturvedi, P. K. Rath, P. K. Raina, and J. G. Hirsch, "Multipolar correlations and deformation effect on nuclear transition matrix elements of double- β decay," *Europhysics Letters*, vol. 86, no. 3, Article ID 32001, 2009.
- [28] E. Caurier, G. Martínez-Pinedo, A. Poves, and A. P. Zuker, "The shell model as unified view of the nuclear structure," *Reviews of Modern Physics*, vol. 77, p. 425, 2005.
- [29] E. Caurier, F. Nowacki, and A. Poves, "Nuclear-structure aspects of the neutrinoless $\beta\beta$ -decays," *European Physical Journal A*, vol. 36, no. 2, pp. 195–200, 2008.
- [30] F. Šimkovic, A. Faessler, V. Rodin, P. Vogel, and J. Engel, "Anatomy of the nuclear matrix elements of the neutrinoless $\beta\beta$ decay," *Physical Review C*, vol. 77, Article ID 045503, 2008.
- [31] J. Menéndez, A. Poves, E. Caurier, and F. Nowacki, "Disassembling the nuclear matrix elements of the neutrinoless $\beta\beta$ decay," *Nuclear Physics A*, vol. 818, no. 3-4, pp. 139–151, 2009.
- [32] P. Puppe, "High-resolution ($^3\text{He,t}$) reaction on the double- β decaying nucleus ^{136}Xe ," *Physical Review C*, vol. 84, Article ID 051305, 2011.

- [33] E. Caurier, F. Nowacki, A. Poves, and J. Retamosa, "Shell model studies of the double beta decays of ^{136}Xe ," *Physics Letters B*, vol. 711, p. 62, 2012.
- [34] M. Dufour and A. P. Zuker, "Realistic collective nuclear Hamiltonian," *Physical Review C*, vol. 54, no. 4, pp. 1641–1660, 1996.
- [35] J. Engel, P. Vogel, X. Ji, and S. Pittel, "Double beta decay in the generalized-seniority scheme," *Physics Letters B*, vol. 225, no. 1-2, pp. 5–9, 1989.
- [36] J. Menéndez, "Deformation and the nuclear matrix elements of the neutrinoless $\beta\beta$ decay," in *Proceedings of the International School Enrico Fermi, Course 170*, F. Ferroni, F. Vissani, and C. Brofferio, Eds., p. 163, IOS press, 2009.
- [37] J. P. Schiffer, S. J. Freeman, J. A. Clark et al., "Nuclear structure relevant to neutrinoless double β decay: ^{76}Ge and ^{76}Se ," *Physical Review Letters*, vol. 100, no. 11, Article ID 112501, 2008.
- [38] B. P. Kay, J. P. Schiffer, S. J. Freeman et al., "Nuclear structure relevant to neutrinoless double β decay: the valence protons in ^{76}Ge and ^{76}Se ," *Physical Review C*, vol. 79, no. 2, Article ID 021301, 2009.
- [39] J. Menéndez, A. Poves, E. Caurier, and F. Nowacki, "Occupancies of individual orbits, and the nuclear matrix element of the ^{76}Ge neutrinoless $\beta\beta$ decay," *Physical Review C*, vol. 80, no. 4, Article ID 048501, 2009.
- [40] J. Suhonen and O. Civitarese, "Effects of orbital occupancies on the neutrinoless $\beta\beta$ matrix element of ^{76}Ge ," *Physics Letters Section B*, vol. 668, no. 4, pp. 277–281, 2008.
- [41] F. Simkovic, A. Faessler, and P. Vogel, "The neutrinoless $\beta\beta$ nuclear matrix elements and the occupancies of the individual orbits," *Physical Review C*, vol. 79, Article ID 015502, 2009.
- [42] S. J. Freeman and J. P. Schiffer, "Constraining the $0\nu 2\beta$ matrix elements by nuclear structure observables," *Journal of Physics G*, vol. 39, Article ID 124004, 2012.
- [43] B. H. Wildenthal, M. S. Curtin, and B. A. Brown, "Predicted features of the beta decay of neutron-rich sd-shell nuclei," *Physical Review C*, vol. 28, no. 3, pp. 1343–1366, 1983.
- [44] G. Martinez-Pinedo, A. Poves, E. Caurier, and A. P. Zuker, "The effective g_A in the pf shell," *Physical Review C*, vol. 53, Article ID R2602, 1996.
- [45] K. Ikeda, S. Fujii, and J. I. Fujita, "The (p,n) reactions and beta decays," *Physics Letters*, vol. 3, no. 6, pp. 271–272, 1963.
- [46] V. R. Pandharipande, I. Sick, and P. K. A. DeWitt Huberts, "Independent particle motion and correlations in fermion systems," *Reviews of Modern Physics*, vol. 69, no. 3, pp. 981–992, 1997.
- [47] J. Menéndez, D. Gazit, and A. Schwenk, "Chiral two-body currents in nuclei: Gamow-Teller transitions and neutrinoless double-beta decay," *Physical Review Letters*, vol. 107, no. 6, Article ID 062501, 2011.
- [48] E. Caurier, A. Poves, and A. P. Zuker, "A full $0\hbar\omega$ description of the $2\nu\beta\beta$ decay of ^{48}Ca ," *Physics Letters*, vol. 252, p. 13, 1990.
- [49] J. Engel and G. Hagen, "Corrections to the neutrinoless double- β -decay operator in the shell model," *Physical Review C*, vol. 79, no. 6, Article ID 064317, 2009.
- [50] J. J. Gomez-Cadenas, "Sense and sensitivity of double beta decay experiments," *Journal of Cosmology and Astroparticle Physics*, vol. 06, article 007, 2011.
- [51] D. -L. Fang, A. Faessler, V. Rodin, and F. Simkovic, "The neutrinoless $\beta\beta$ decay of ^{150}Nd with account for deformation," *Physical Review C*, vol. 82, Article ID 051301, 2010.
- [52] F. Šimkovic, "Double beta decay: a problem of particle, nuclear and atomic physics," *Progress in Particle and Nuclear Physics*, vol. 64, no. 2, pp. 219–227, 2010.
- [53] J. Kotila and F. Iachello, "Phase-space factors for double- β decay," *Physical Review C*, vol. 85, Article ID 034316, 2012.
- [54] F. Piquemal, Private communication.
- [55] S. R. Elliot and P. Vogel, "Double Beta decay," *Annual Review of Nuclear and Particle Science*, vol. 52, pp. 115–151, 2002.
- [56] E. Fiorini and T. O. Niinikoski, "Low temperature calorimetry for rare decays," *Nuclear Instruments and Methods in Physics Research A*, vol. 224, p. 83, 1984.
- [57] G. F. Dell'Antonio and E. Fiorini, "Experimental and theoretical remarks on the double β -decay," *Il Nuovo Cimento*, vol. 17, no. 1, pp. 132–193, 1960.
- [58] H. V. Klapdor-Kleingrothaus, A. Dietz, L. Baudis et al., "Latest results from the HEIDELBERG-MOSCOW double beta decay experiment," *European Physical Journal A*, vol. 12, no. 2, pp. 147–154, 2001.
- [59] H. V. Klapdor-Kleingrothaus, A. Dietz, H. L. Harney, and I. V. Krivosheina, "Evidence for neutrinoless double beta decay," *Modern Physics Letters A*, vol. 16, no. 37, pp. 2409–2420, 2001.

- [60] C. E. Aalseth, A. S. Barabash, F. Böhm et al., “Comments on “Evidence for Neutrinoless Double Beta Decay”,” *Modern Physics Letters A*, vol. 17, p. 1475, 2002.
- [61] A. M. Bakalyarov, A. Y. Balysh, S. T. Belyaev, V. I. Lebedev, and S. V. Zhukov, “Results of the experiment on investigation of Germanium-76 double beta decay,” in *Proceedings of the NANP*, Dubna, Russia, 2003.
- [62] F. Feruglio, A. Strumia, and F. Vissani, “Neutrino oscillations and signals in β and $0\nu 2\beta$ experiments,” *Nuclear Physics B*, vol. 637, no. 1–3, pp. 345–377, 2002.
- [63] Y. G. Zdesenko, F. A. Danevich, and V. I. Tretyak, “Has neutrinoless double β decay of ^{76}Ge been really observed?” *Physics Letters Section B*, vol. 546, no. 3–4, pp. 206–215, 2002.
- [64] H. V. Klapdor-Kleingrothaus, I. V. Krivosheina, A. Dietz, and O. Chkvorets, “Search for neutrinoless double beta decay with enriched ^{76}Ge in Gran Sasso 1990–2003,” *Physics Letters Section B*, vol. 586, no. 3–4, pp. 198–212, 2004.
- [65] A. S. Barabash and The Nemo Collaboration, “NEMO 3 double beta decay experiment: latest results,” *Journal of Physics*, vol. 173, Article ID 012008, 2009.
- [66] A. Giuliani, “Particle and radiation detection with low-temperature devices,” *Physica B*, vol. 280, no. 1–4, pp. 501–508, 2000.
- [67] C. Arnaboldi, “Results from a search for the $0\nu\beta\beta$ -decay of ^{130}Te ,” *Physical Review C*, vol. 78, Article ID 035502, 2008.
- [68] S. Schönert, I. Abt, M. Altmann et al., “The GERmanium DETECTOR ARRAY (GERDA) for the search of neutrinoless $\beta\beta$ decays of Ge-76 at LNGS,” *Nuclear Physics B*, vol. 145, p. 242, 2005.
- [69] V. Giuseppe and (Majorana Collaboration), “The Majorana experiment,” *Nuclear Physics B*, vol. 217, p. 44, 2011.
- [70] C. Arnaboldi, F. T. Avignone, J. Beeman et al., “Physics potential and prospects for the Cuoricino and CUORE experiments,” *Astroparticle Physics*, vol. 20, p. 91, 2003.
- [71] A. Giuliani, I. Dafinei, F. Ferroni et al., “LUCIFER: an experimental breakthrough in the search for neutrinoless double beta decay,” in *Proceedings of the BEYOND*, Cape Town, South Africa, 2010.
- [72] J. W. Beeman, F.A. Danevich, V.Y. Degoda et al., “A next-generation neutrinoless double beta decay experiment based on ZnMoO_4 scintillating bolometers,” *Physics Letters B*, vol. 710, p. 318, 2012.
- [73] J. W. Beeman, F. Bellini, S. Capelli et al., “ ZnMoO_4 : a promising bolometer for neutrinoless double beta decay searches,” *Astroparticle Physics*, vol. 35, p. 813, 2012.
- [74] J. W. Beeman, F. Bellini, C. Brofferio et al., “Performances of a large mass ZnMoO_4 scintillating bolometer for a next generation neutrinoless double beta decay experiment,” *European Physical Journal C*, vol. 72, no. 9, p. 2142, 2012.
- [75] D. M. Chernyak, F. A. Danevich, A. Giuliani, E. Olivieri, M. Tenconi, and V. I. Tretyak, “Random coincidence of $2\nu 2\beta$ decay events as a background source in bolometric $0\nu 2\beta$ decay experiments,” *The European Physical Journal C*, vol. 72, article 1989, 2012.
- [76] S. J. Lee, J. H. Choi, F. A. Danevich et al., “The development of a cryogenic detector with CaMoO_4 crystals for neutrinoless double beta decay search,” *Astroparticle Physics*, vol. 34, pp. 732–737, 2011.
- [77] K. Zuber, “COBRA—double beta decay searches using CdTe detectors,” *Physics Letters Section B*, vol. 519, no. 1–2, pp. 1–7, 2001.
- [78] M. Agostini, E. Bellotti, R. Brugnera et al., “Characterization of a broad energy germanium detector and application to neutrinoless double beta decay search in ^{76}Ge ,” *Journal of Instrumentation*, vol. 6, no. 4, Article ID P04005, 2011.
- [79] L. Foggetta, A. Giuliani, C. Nones, M. Pedretti, and S. Sangiorgio, “Surface-sensitive macrobolometers for the identification of external charged particles,” *Applied Physics Letters*, vol. 86, no. 13, Article ID 134106, pp. 1–3, 2005.
- [80] L. Foggetta, A. Giuliani, C. Nones, M. Pedretti, C. Salvioni, and S. Sangiorgio, “Composite macro-bolometers for the rejection of surface radioactive background in rare-event experiments,” *Astroparticle Physics*, vol. 34, no. 11, pp. 809–821, 2011.
- [81] S. Pirro, J. W. Beeman, S. Capelli, M. Pavan, E. Previtali, and P. Gorla, “Scintillating double-beta-decay bolometers,” *Physics of Atomic Nuclei*, vol. 69, no. 12, pp. 2109–2116, 2006.
- [82] A. Gando and KamLAND-Zen Collaboration, “Measurement of the double- β decay half-life of ^{136}Xe with the KamLAND-Zen experiment,” *Physical Review C*, vol. 85, 2012.
- [83] R. Bernabei, P. Belli, F. Cappella et al., “Investigation of $\beta\beta$ decay modes in ^{134}Xe and ^{136}Xe ,” *Physics Letters Section B*, vol. 546, no. 1–2, pp. 23–28, 2002.
- [84] N. Ackermanm and EXO Collaboration, “Observation of two-neutrino double-beta decay in ^{136}Xe with the EXO-200 detector,” *Physical Review Letters*, vol. 107, Article ID 212501, 2011.

- [85] C. Kraus and S. J. M. Peeters, "The rich neutrino programme of the SNO+ experiment," *Progress in Particle and Nuclear Physics*, vol. 64, no. 2, pp. 273–277, 2010.
- [86] B. V. Krosigk and SNO+ Collaboration, "Status of the SNO+ experiment," in *Proceedings of The 11th International Conference on Heavy Quarks and Leptons*, Prague, Czech Republic, 2012.
- [87] N. Fatemi-Ghomi and SNO+ Collaboration, private communication, 2012.
- [88] V. Alvarez and NEXT Collaboration, "The NEXT-100 experiment for neutrinoless double beta decay searches (Conceptual Design Report)," <http://arxiv.org/abs/1106.3630>.
- [89] M. Danilov, R. DeVoe, A. Dolgolenko et al., "Detection of very small neutrino masses in double-beta decay using laser tagging," *Physics Letters Section B*, vol. 480, no. 1-2, pp. 12–18, 2000.
- [90] M. Auger, D. J. Auty, P. S. Barbeau et al., "Search for neutrinoless double-beta decay in ^{136}Xe with EXO-200," *Physica Scripta Review Letters*, vol. 109, no. 3, Article ID 032505, 2012.
- [91] A. Piepke and E. X. O. collaboration, "Double beta decay: EXO-200 and beyond," in *Fundamental Symmetries and Neutrinos Meeting*, Chicago, Ill, USA, 2012.
- [92] Y. Shitov and SuperNEMO Collaboration, "A search for neutrinoless double beta decay: from NEMO-3 to SuperNEMO," <http://arxiv.org/abs/1006.4775>.