

CDF Trigger Final Balance: Offline Resolution at Low Level Selections to Fight Against Tevatron Increasing Luminosity

S. Amerio^a

^aUniversity of Padova and INFN, via Marzolo 8 - 35131 Padova, Italy

Abstract

The CDF detector at Tevatron collider is at present the most long-lasting high energy physics experiment. Since its first data taking in 1992 it has produced many results of primary importance, such as the discovery of top quark and, more recently, the observations of Bs oscillations and single-top production. None of them would have been possible without a fast and efficient trigger system. Based on a three level architecture, the CDF trigger takes decisions on simple calorimetric and tracking objects and assures both high efficiency on signal events and low dead time. It reduces the data flow rate from 2.53 MHz, the collision rate, to 150 Hz, the current limit on tape writing and is flexible enough to be easily adapted to the continuously growing instantaneous luminosity. In the last years the Tevatron instantaneous luminosity has rapidly increased and is now reaching $4 \times 10^{32} \text{ cm}^{-2} \text{ s}^{-1}$. The CDF trigger system has been widely upgraded to cope with increasing trigger rates. The upgrade result is online reconstruction of missing transverse energy, jets and tracks with a quality comparable to the offline one. Jet energy and direction can be precisely determined and tracks can be subjected to 3-D reconstruction with good resolution. These upgrades reduce high trigger rates to acceptable levels and have provided invaluable tools to increase the purity of the collected samples. They also represent a helpful experience for LHC experiments where background rates will be much more demanding.

Key words: trigger, CDF, Tevatron

PACS: 29.40.Cs, 29.40.Gx

1. Introduction

Experiments at hadronic colliders look for very rare events. As an example, at Tevatron accelerator, where p and \bar{p} beams are made colliding at the center-of-mass energy of 1.96 GeV, the cross section for Higgs boson production is $\sim 1 \text{ fb}$, 10^{10} times lower than $p\bar{p}$ inelastic cross section ($\sim 60 \text{ mb}$). To increase the probability to produce interesting physics events the instantaneous luminosity of the accelerator has to be maximized. The drawback is an increase in the number of multiple interactions per beam crossing with high occupancy of the detectors and an exponential increase in trigger rates. Tighter selections at trigger level can free trigger bandwidth but also decrease the acceptance for signal events. Rate reduction has to be coupled with the ability to simultaneously perform a first selection of the most interesting events.

Since the beginning of Tevatron Run II in 2001, CDF trigger system has undergone many upgrades in order to cope with Tevatron improving performances. Currently the average peak instantaneous luminosity is greater than $3.0 \times 10^{32} \text{ cm}^{-2} \text{ s}^{-1}$ with ~ 10 multiple interactions per beam crossing. Both the online tracking system and the calorimetric trigger have been recently upgraded [1]. The new system keeps trigger rates under control and provides new tools to be used to design innovative trigger algorithms to increase the acceptance for signal events.

The upgrades are based on the Pulsar board [2], a general purpose VME board developed at CDF and widely used to upgrade the trigger system [3] [4], thanks to its modularity and flexibility.

In the following, we will first review the CDF detector and its trigger system. We will then illustrate the recent upgrades emphasizing their impact on the physics potential of the experiment.

2. CDF detector

CDF is a general-purpose, azimuthally and forward-backward symmetric detector located at the Tevatron $p\bar{p}$ collider at Fermilab. It consists of a charged-particle tracking system immersed in a 1.4 T magnetic field followed by calorimeters which are surrounded by muon detectors. A detailed description can be found in [5]. Charged particle trajectories are detected by a 8-layers silicon microstrip detector and a drift chamber which provide $|\eta|$ coverage up to 2.0 and 1.0 respectively. The drift chamber consists of cells divided into 8 superlayers, each containing 12 layers of sense wires. The odd superlayers have wires parallel to the beam axis (*axial* layers) while the even ones have wires tilted by 2° (*stereo* layers) in order to provide stereo information. The calorimeters are used to measure electromagnetic showers and jets from quark fragmentation and consist of projective towers with electromagnetic and hadronic sections covering the region up to $|\eta| < 3.6$. Surrounding the calorimeters are layers of steel instrumented with planar

Email addresses: silvia.amerio@pd.infn.it (S. Amerio)

drift chambers and scintillators used for muons identification up to $|\eta| < 1.5$.

The CDF coordinate system uses θ and ϕ as the polar and azimuthal angles respectively, defined with respect to the proton beam axis direction, z . The pseudo-rapidity η is defined as $\eta \equiv -\ln[\tan(\theta/2)]$. The transverse momentum of a particle is $p_T = p \sin \theta$ and the transverse energy is defined as $E_T = E \sin \theta$.

2.1. CDF trigger system

The CDF trigger system has a three level architecture designed to reduce the amount of data from 2.53 MHz, the bunch crossing rate, to approximately 150 Hz to be written on tape. At Level-1 (L1) raw muons, tracks and calorimeter information are processed to produce a L1 decision. L1 is a synchronous 40 stages pipeline based on custom-designed hardware which can provide a trigger decision in $5.5 \mu\text{s}$ with a rate typically below 30 kHz. When an event is accepted at L1, subsets of detector information are sent to the Level-2 (L2) system, where some limited event reconstruction is performed and a decision is taken. The L2 is an asynchronous pipeline and it is based on a combination of custom-designed hardware and commodity processors. Its average latency is $20 \mu\text{s}$ and its maximum output rate is 1 kHz. Upon L2 accept, the full detector data is readout and sent to Level-3 (L3) processors farm for further processing. Events accepted at L3 are sent to mass storage.

3. Online tracking processors upgrades

Tracks are reconstructed at trigger level by the eXtremely Fast Tracker (XFT) at L1 and by the Silicon Vertex Trigger (SVT) at L2. Many of the most important CDF physics results would have not been possible without the ability to online select tracks. SVT, for example, allowed to trigger on displaced tracks increasing by several orders of magnitude the efficiency for the hadronic B decay modes. Moreover, high p_T lepton triggers are widely used for Higgs boson searches both in the low and high mass region. Recently CDF, in conjunction with D0 experiment, has excluded the Standard Model Higgs boson at 95% C.L. in the mass interval $160 \div 170 \text{ GeV}$ [6].

3.1. XFT upgrade

XFT [7] [8] has been developed to reconstruct tracks in the plane of the drift chamber transverse to the beam axis in time for L1 decision. Track identification is performed searching and combining track segments in the 4 axial superlayers of the drift chamber. XFT measures transverse momentum p_T and azimuthal angle ϕ of all the tracks with $p_T > 1.5 \text{ GeV}/c$ with an efficiency greater than 96% and a resolution $\sigma_{p_T}/p_T^2 \sim 2\%$ (GeV^{-1}) and $\sigma_\phi \sim 6 \text{ mrad}$.

In the upgraded system track segments are also found in the outer stereo layers of the chamber. This feature allows to reject at L1 fake axial tracks by requiring the association with *stereo* segments. Stereo segments are also sent to L2 and matched to the axial tracks for 3D-track reconstruction which provides a good resolution on $\cot\theta$ ($\sigma_{\cot\theta} = 0.11$) and z ($\sigma_z = 11 \text{ cm}$). At

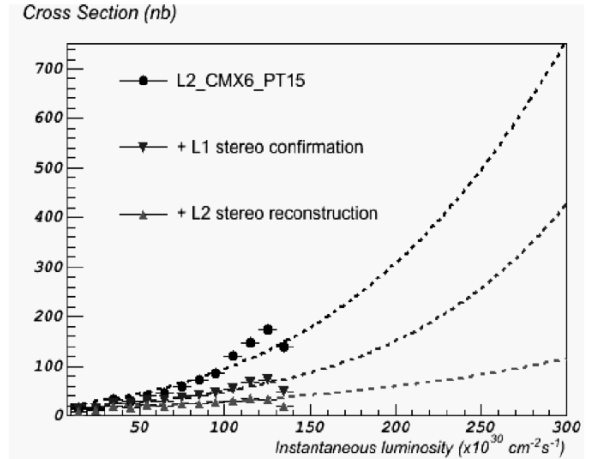


Figure 1: L2 cross section as a function of the instantaneous luminosity for a trigger requiring a central muon with $p_T > 15 \text{ GeV}$. The cross section is represented before any upgrade, after the L1 stereo upgrade and after the L2 stereo reconstruction upgrade.

L2 tracks can be matched to muon detectors or calorimeters for a better fake track rejection.

In Fig. 1 we show the effect of L1 and L2 upgrades on the cross section of a trigger requiring a central muon with $p_T > 15 \text{ GeV}$. The track is first stereo confirmed at L1 and then matched to the muon chambers at L2 with an overall reduction factor of about 10 at high luminosity.

3.2. SVT upgrade

SVT [9] [10] is a L2 trigger processor dedicated to the reconstruction of charged particle trajectories in the plane transverse to the beam line. SVT combines hits from silicon detectors with tracks reconstructed by XFT. The association is performed by an *associative memory*, a massive parallel mechanism based on the search of low resolution tracks (*roads*) as coincidences between hits in silicon detectors and XFT tracks. When such an association is found, a track fitter (TF) performs quality cuts and estimates track parameters using the full available spatial resolution in a linearized fit. Overall SVT tracking efficiency is about 80%. SVT provides precise measurement of track impact parameter (d_0), curvature and azimuthal angle. Impact parameter is measured with a resolution of $35 \mu\text{m}$ for $2 \text{ GeV}/c$ tracks, which is comparable to the resolution obtained for offline reconstruction.

The GigaFitter (GF) [11] is a next generation track fitter designed as a possible upgrade for SVT system, in order to enhance its performances in a very high luminosity environment. The GF is based on a modern Xilinx Virtex-5 FPGA chip, rich of powerful DSP arrays and features high speed, modularity, flexibility and reduced size with respect to the current system. It can store a larger number of possible roads thanks to a greater available memory. This will allow an extension of SVT acceptance on track p_T down to $1.5 \text{ GeV}/c$ instead of $2 \text{ GeV}/c$, with a significant improvement in the b-tagging capability. The SVT acceptance on impact parameter can also be increased: currently SVT reconstructs only tracks with impact parameter

smaller than 1.5 mm but the upgraded system could be sensitive for impact parameter up to 2-3 mm, improving the lifetime measurements.

4. Calorimetric trigger upgrade

The L1 and L2 CALorimeter triggers (L1CAL and L2CAL) make selections on electrons, photons, jets, total event transverse energy (SumEt) and missing transverse energy (MET). Both systems have been upgraded to make use of the full calorimeter resolution and to allow more sophisticated jet reconstruction algorithms to be implemented at L2.

4.1. L2CAL upgrade

The old L2CAL system was hardware based and reconstructed clusters simply combining contiguous regions of calorimetric towers with an energy deposition above a given threshold. Moreover, due to intrinsic hardware limitation, it used only 8-bit energy resolution even if 10-bit tower information was available. At high luminosity, when multiple proton-antiproton interactions occur in the same bunch crossing, clusters produced by different particles were often merged together, yielding a high L2 accept rate due to fake clusters above threshold.

The upgraded system [12][13] uses a *fixed cone* cluster finding algorithm which prevents fake cluster formation and exploits the full trigger tower energy information. A jet is formed starting from a *seed* tower above a threshold (3 GeV) and adding all the towers inside a fixed cone centered at the seed tower and having a radius $\Delta R = \sqrt{\Delta\phi^2 + \Delta\eta^2}$ in the azimuth-pseudorapidity space. The jet position is calculated weighting each tower inside the cone according to its transverse energy.

A set of 18 Pulsar boards receives and preprocesses the full-resolution data coming from the calorimeters. Five additional Pulsar boards merge the 18 data streams into 4 and send them to the L2 decision CPU where the clustering algorithm is implemented.

This upgrade has reduced L2 trigger rate and has provided at L2 jets with quality nearly equivalent to offline ones as shown in Figs. 2 and 3. This opens the possibility to effectively make selections on the invariant mass of a di-jet system, on the angular separation between jets and, in conjunction with the XFT 3-D track reconstruction, to perform precise 3-D matching between jets and tracks.

4.2. L1CAL Upgrade

A natural consequence of the L2CAL upgrade is moving the L2 MET resolution to L1. An additional Pulsar board receives the 10-bit calorimetric energy information from the 18 L2CAL Pulsar boards and completes the calculation of MET within the L1 timing constraints [14]. This upgrade makes available at L1 the same MET capability of the L2. The better resolution translates in sharper efficiency turn-on curves for L1 MET based triggers (Fig. 4) and in the possibility to increase signal acceptance lowering the cut on MET.

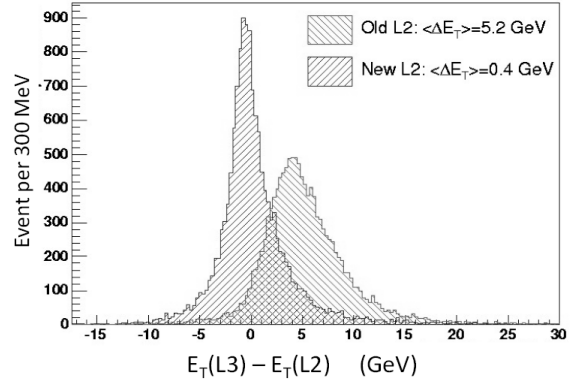


Figure 2: Difference between L3 and L2 E_T before and after L2CAL upgrade.

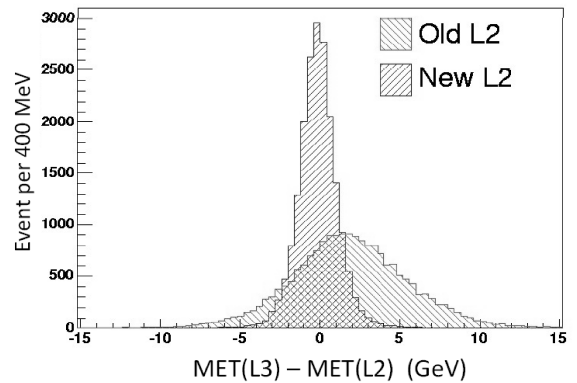


Figure 3: Difference between L3 and L2 MET before and after L2CAL upgrade.

5. Applications

The trigger upgrades described so far have helped to reduce trigger rates at the highest Tevatron luminosities and also provided new tools to design innovative algorithms for online event selections.

The *Met-Jet* trigger [15], for example, exploits both the L1 and L2 calorimetric trigger upgrades to select events with $MET > 28 \text{ GeV}$ and 2 jets with $E_T > 3 \text{ GeV}$. This trigger plays an important role in Higgs searches in the low mass region, where the Higgs is searched for in association to a Z or W boson. It is highly efficient (see table 1) for both $WH \rightarrow l\nu b\bar{b}$ and $ZH \rightarrow llb\bar{b}$ or $ZH \rightarrow \nu\nu b\bar{b}$, where $l = e, \mu$ or τ . In these channels the *Met-Jet* trigger is an excellent complement to the leptonic triggers: recently, the addition of events collected by this trigger has increased by 25% the acceptance on $WH \rightarrow l\nu b\bar{b}$ when the non-triggered lepton is reconstructed offline as an isolated track [16].

The *Dijet-Btag* trigger [17] exploits both the L2CAL and the XFT upgrade to select $b\bar{b}$ final state events. Its main requirement is a 3-D match between two tracks displaced with respect to the primary vertex and a central energetic jet. The algorithm is optimized for Standard Model inclusive $H \rightarrow b\bar{b}$ searches but is efficient also for $Z \rightarrow b\bar{b}$ and Minimal Super Symmetric neutral Higgs $\phi \rightarrow b\bar{b}$. The selection efficiencies are 13%, 5% and 11% respectively. The 3-D match highly reduces the back-

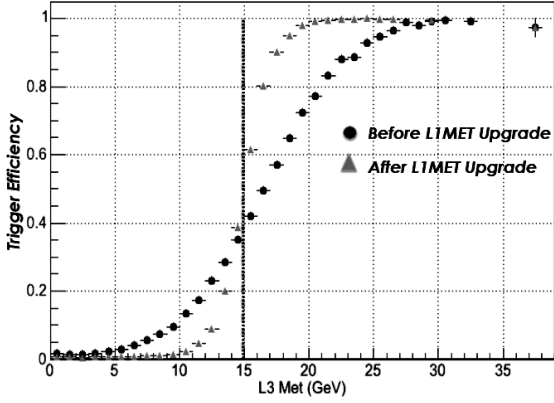


Figure 4: Efficiency turn-on curve for a trigger requiring MET > 15 GeV at L1 before (points) and after (triangles) the L1CAL upgrade.

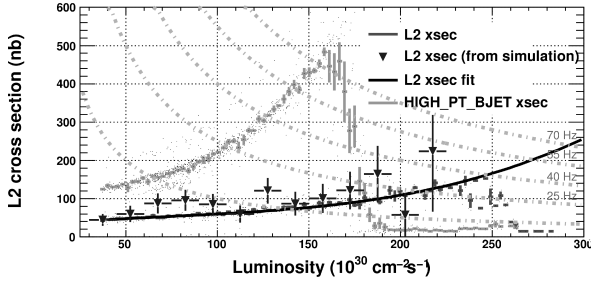


Figure 5: L2 cross section for *Dijet-Tag* trigger as a function of instantaneous luminosity.

ground and allows the trigger to run up to the highest Tevatron luminosity without being prescaled. At L2, where the maximum accept rate must remain below 1 kHz, the extrapolated cross section, at the highest luminosity, is ~ 240 nb corresponding to ~ 70 Hz (Fig. 5). With respect to the *HighPtBJET* trigger, used before the completion of the CDF trigger upgrade to select $b\bar{b}$ final states, the new trigger algorithm provides an overall gain of 30% on $H \rightarrow b\bar{b}$ acceptance and can be a good complement to MET based triggers for Standard Model Higgs searches in the low mass region.

	WH			ZH	
	$e\nu_e b\bar{b}$	$\mu\nu_\mu b\bar{b}$	$\tau\nu_\tau b\bar{b}$	$\nu\bar{\nu} b\bar{b}$	$\mu\bar{\mu} b\bar{b}$
L3 Eff (%)	66.3	65.7	59.5	68.3	66.2

Table 1: *Met - Jet* trigger efficiencies

6. Conclusions

An efficient and flexible trigger system is fundamental for any high energy physics experiment. Since 2001, CDF trigger system has undergone many upgrades in order to cope with Tevatron increasing luminosity. Based on a very flexible tool, the Pulsar board, the upgrades have provided lower trigger rates

and the possibility to make online selections on offline-like variables. The online tracking system is now capable to reconstruct 3-D tracks for efficient leptonic or b -jet final state event selection. Jets are reconstructed at trigger level with a fixed cone clustering algorithm very similar to the offline one and full resolution is used for the measurement of E_T related quantities. Innovative algorithms exploiting the upgrades have been designed: in conjunction with existing triggers, they will help improve the physic potential of CDF experiment during the final period of data taking.

References

- [1] F. Crescioli, Trigger Upgrades at CDF, Nuovo Cimento B, Vol. 123, Issue 06-07, pp.997-999
- [2] The Pulsar Board Project, <http://hep.uchicago.edu/thliu/projects/Pulsar>
- [3] K. Anikeev, et al., CDF Level 2 Trigger Upgrade, IEEE Trans. Nucl. Sci., Vol.53, No 2, 2006 pp.653-658.
- [4] J. Adelman, et al., First step in the Silicon Vertex Trigger upgrade at CDF, Nuclear Science Symposium Conference Record, 2005 IEEE Vol.1, October 23-29, 2005, pp.603-607
- [5] CDF II Collaboration, Technical Design Report, FERMILAB-PUB-96-390-E (1996)
- [6] The TEVNP Working Group, Combined CFD and D0 Upper Limits on Standard Model Higgs-Boson Production with up to 4.2 fb^{-1} of Data, FERMILAB-PUB-09-060-E
- [7] A. Abulencia, et al., The CDF II extremely fast tracker upgrade, FERMILAB-CONF-06-280-E, 2006
- [8] D. Cox, CDF L2 Track Trigger Upgrade, Proc. 19th Hadron Collider Physics Symposium, Galena, May 27-31 2008
- [9] W. Ashmanskas, et al., The CDF Silicon Vertex Tracker, Nucl. Instrum. Meth. A, vol. 518, pp.532-536, Feb. 2004.
- [10] A. Annovi, et al., A VLSI Processor for Fast Track Finding Based on Content Addressable Memories, IEEE Transactions on Nuclear Science, vol. 53, issue 4, part. 2, pp. 2428-2433, Aug. 2006
- [11] M. Bucciantonio, GigaFitter: the last SVT upgrade at CDF, in these Proceedings
- [12] A. Canepa, et al., The CDF Level 2 calorimetric trigger, Proc 10th Intern. Conf. Instr. Coll. Beam Physics, Novosibirsk, February 28 - March 5 2008
- [13] G. Cortiana, An Offline Quality Calorimetric Selection for the CDF trigger, Proc. 10th ICATPP, Como, 8-12 October 2007
- [14] A. Canepa, et al., Level-3 Calorimetric Resolution available for the Level-1 and Level-2 CDF Triggers, Proc. 34th ICHEP, Philadelphia, 2008, arXiv:0810.3738v1
- [15] M. Casarsa, et al., A high quality trigger selection for the HW discovery channel at CDF, Nuclear Science Symposium Conference Record, 2007. NSS '07. IEEE
- [16] The CDF Collaboration, Search for a Higgs Boson Produced in Association with a W Boson in $p\bar{p}$ Collisions at $\sqrt{s} = 1.96$ TeV, submitted to Phys. Rev. Lett.
- [17] S. Amerio, et al., Triggering on B-jets at CDF II, IEEE Transaction on Nuclear Science, Vol.56, No.3, June 2009