

EVIDENCE FOR THE EXISTENCE OF A NEW VECTOR MESON OF MASS 1.82 GeV OBSERVED IN e^+e^- ANNIHILATIONS AT ADONE

B. ESPOSITO, F. FELICETTI, A. MARINI, F. RONGA, B. SECHI-ZORN¹, G.T. ZORN¹
INFN, Laboratori Nazionali di Frascati, Frascati, Italy

A. NIGRO

*Istituto di Fisica Sperimentale dell'Università di Napoli, and
INFN, Sezione di Napoli, Napoli, Italy*

M. NIGRO, L. PESCARA

*Istituto di Fisica dell'Università di Padova, and
INFN, Sezione di Padova, Padova, Italy*

and

R. BERNABEI, S. D'ANGELO, P. MONACELLI, M. MORICCA, L. PAOLUZI,
G. PIANO-MORTARI, A. SCIUBBA and F. SEBASTIANI

*Istituto di Fisica dell'Università di Roma, and
INFN, Sezione di Roma, Rome, Italy*

Received 16 May 1977

Evidence is presented for the occurrence in e^+e^- annihilation of a new vector meson of mass 1821 ± 16 MeV and $\Gamma = 31 \pm 15$ MeV.

Experimental results are reported on an enhancement in the total cross section in e^+e^- collisions:

$$e^+e^- \rightarrow n \text{ hadrons} \quad (n > 2) \quad (1)$$

at a total energy $W = 1.82$ GeV. These results were obtained at the e^+e^- colliding beam machine Adone with the magnetic detector MEA. This research is part of a general program of study of the reaction (1) in the total energy range $W = 1.5 - 3.1$ GeV.

A sectional view of the MEA detector is shown in fig. 1. It has been described in detail in refs. [1, 2]. Briefly it consists of a system of narrow-gap and cylindrical wide-gap optical spark chambers (C_1, C'_1, C_2, C'_2) operated in a solenoidal magnetic field trasverse to the e^+e^- beams. Cylindrical spark chambers external to the magnetic coil (C_3, C'_3) were interleaved

with lead and iron plates for particle identification and photon conversion. This system is triggered by scintillation counters (S_1, S_2, S_3, S_4) and multiwire proportional chambers (MWPC). The trigger requires the coincidence of two charged particles in opposite halves of the apparatus. Penetration out to S_4 and S'_4 also is required, thus setting the minimum trigger energy for pions of ~ 130 MeV and for kaons of ~ 190 MeV.

Large-angle Bhabha scattering events, collected simultaneously during the runs, were used to measure the luminosity and to monitor the efficiency of the apparatus. Machine luminosity also was determined with small-angle Bhabha scattering ($3^\circ < \theta < 6^\circ$) but at a different intersection region of the ring. The two determinations agree to within 10%.

In the analysis of the multihadron processes reported here, we have restricted our event selection to those with at least three charged tracks with or with-

¹ Permanent address: Department of Physics and Astronomy, University of Maryland, College Park, Md. 20742 (USA).

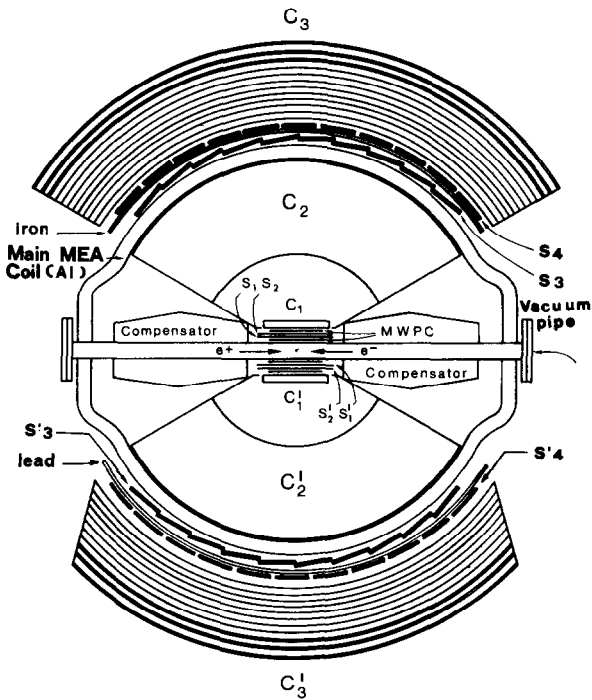


Fig. 1. Vertical section of the experimental apparatus, MEA. C_1, C_1' are narrow-gap spark chambers; C_2, C_2' are wide-gap cylindrical spark chambers for momentum analysis; C_3, C_3' are thick-plate spark chambers for particle identification. MWPC are multiwire proportional chambers; S_1, \dots, S_4 are scintillation counters.

out photons, i.e. $3c + n\gamma, 4c + n\gamma, \dots$, where $n \geq 0$. The tracks of selected events also were required to come from the direction of the e^+e^- interaction region within ~ 1 cm as measured by the MWPC's. In this sample, background contamination from cosmic rays and from beam-gas interaction was found to be negligible.

A summary of data between 1.6 and 2.1 GeV is shown in fig. 2. Here the numbers of events with at least three charged tracks ($N_{\geq 3c+n\gamma}$), normalized to the same luminosity at each energy, are plotted. In this plot the data from two runs at Adone (Sept.-Oct. 1976 and Feb.-April 1977) are shown separately. Within statistical errors, the results are seen to agree. Both runs show a clear resonant structure centered at $W \sim 1.82$ GeV. The events of these runs were combined and the overall results are summarized in table 1 as a function of total energy. Also presented are the associated luminosities, and the number of events per

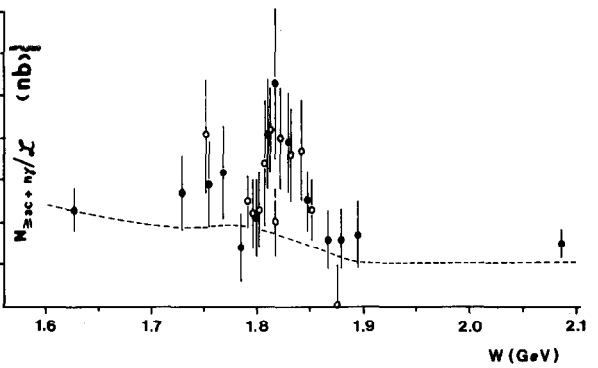


Fig. 2. Number of events with at least 3 charged tracks ($N_{\geq 3c+n\gamma}$) divided by the integrated luminosity, L , plotted as a function of total e^+e^- energy, W ; Sept.-Oct. 1976 data — \bullet , Feb.-April 1977 data — \circ . Curve is Monte Carlo prediction of rate (see text).

Table 1

Summary of number of events observed at various energies and associated luminosities.

W (GeV)	L (nb ⁻¹)	Multihadron events			$N_{\geq 3c+n\gamma}/L$ (nb)
		$N_{3c+n\gamma}$	$N_{\geq 4c+n\gamma}$	$N_{\geq 3c+n\gamma}$	
1	2	3	4	5	6
1.625	9.13	17	4	21	2.3 ± 0.5
1.728	3.30	8	1	9	2.7 ± 0.9
1.750	5.25	16	2	18	3.4 ± 0.8
1.767	2.81	8	1	9	3.2 ± 1.1
1.783	2.11	2	1	3	1.4 ± 0.8
1.790	6.03	11	4	15	2.5 ± 0.6
1.795	3.57	8	0	8	2.2 ± 0.8
1.799	5.47	12	0	12	2.2 ± 0.6
1.806	3.90	13	2	15	3.8 ± 1.0
1.810	3.77	12	4	16	4.2 ± 1.0
1.815	4.65	10	5	15	3.2 ± 0.8
1.820	2.97	10	2	12	4.0 ± 1.2
1.829	5.66	15	6	21	3.7 ± 0.8
1.840	4.76	8	5	13	2.7 ± 0.8
1.850	7.58	14	6	20	2.6 ± 0.6
1.865	3.19	4	1	5	1.6 ± 0.7
1.877	5.05	3	3	6	1.2 ± 0.5
1.893	2.85	4	1	5	1.7 ± 0.8
2.085	19.04	21	8	29	1.5 ± 0.3
Totals:	101.09	196	56	252	

Table 2
Monte Carlo detection efficiencies (in %) at $W = 1.6, 1.8$ and 2.0 GeV.

Final state	1.6 (GeV)	1.8 (GeV)	2.0 (GeV)
$2\pi^{\pm}2\pi^{\mp}$	8.3	7.8	7.3
$2\pi^{\pm}2\pi^{\mp}\pi^0$	4.1	4.6	5.2
$2\pi^{\pm}2\pi^{\mp}2\pi^0$	1.6	2.7	3.8
$3\pi^{\pm}3\pi^{\mp}$	3.1	6.0	8.8

unit luminosity. Similar results are also given in this table for events with at least four charged tracks ($N_{\geq 4c+n\gamma}$), which also show a resonant like structure but with less statistical significance.

The detection efficiencies of our apparatus for some typical reactions, as obtained by Monte Carlo calculations, are given in table 2, for three total energies $W = 1.6, 1.8$ and 2.0 GeV. The quoted efficiencies refer to those processes which, at present, seem to give the dominant contribution in the production of final states with more than two charged particles. The curve shown in fig. 2 is based on previous results from Adone [3,4,5] and from the DCI [6] and represents the expected rate of MEA events with at least three charged tracks produced by the reactions:

$$e^+e^- \rightarrow 3\pi^+3\pi^-, \quad (2)$$

$$e^+e^- \rightarrow \rho''(1550) \rightarrow 2\pi^+2\pi^-, \quad (3)$$

$$e^+e^- \rightarrow X(1780) \rightarrow 2\pi^+2\pi^-\pi^0. \quad (4)$$

Concerning these Monte Carlo predictions it should be emphasized that invariant phase space was assumed for all processes, and does not include final state correlation effects. Also the experimental situation regarding the $\rho''(1550)$ is not completely settled. In spite of these uncertainties, the predictions seem to be in good agreement with the data outside the energy interval $1.80-1.85$ GeV. It is important to note that the data are not inconsistent with the existence of the resonance at 1.778 MeV [6]; however, because of limited statistics and poor low-energy photon detection efficiency, they cannot be used to confirm its existence.

A model independent test of the significance of the observed effect can be obtained by fitting the data with a straight line. The confidence level obtained for this

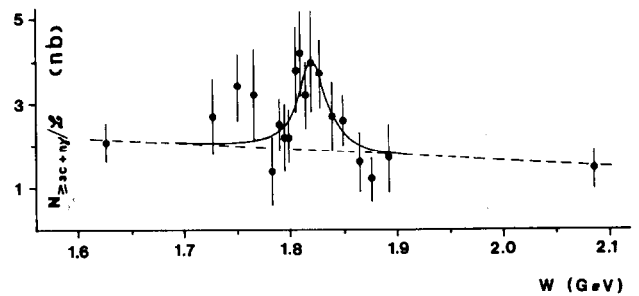


Fig. 3. Number of events with at least 3 charged tracks ($N_{\geq 3c+n\gamma}$) divided by the integrated luminosity, L , plotted as a function of total e^+e^- energy, W ; — fit of data to straight line + Breit-Wigner; - - - straight-line fit excluding data between $1.801-1.850$ GeV.

fit is very low ($\chi^2/d.f. = 25/17$). A best fit straight line through the data points but excluding the $1.80-1.85$ GeV region was made and is shown as a dashed line in fig. 3, along with the data as given in table 1. A much better fit is realized ($\chi^2/d.f. = 8/10$) and it is seen to be in fair agreement with the Monte Carlo predictions shown in fig. 2. The number of events observed between 1.80 and 1.85 GeV, 112, is significantly above the expected background level of 66 events and represents an enhancement of 6 standard deviations above background. These results are suggestive of a genuine resonant effect at $W \sim 1.82$ GeV.

To estimate the parameter of the resonance, a fit of the data to a simple Breit-Wigner plus a linear background was used ($\chi^2/d.f. = 10/14$). The resulting resonance mass and width are $1.821 \pm 0.016(\pm 0.002)$ GeV and $\Gamma = 31 \pm 15(\pm 10)$ MeV. The error in the mass shown in parentheses, represents the uncertainty in the calibration of beam energies at Adone and the error in Γ shown in parentheses, reflects the uncertainty in the evaluation of the background. The estimated resonant contribution to the observed event rate is $2.1 \pm 1.0(\pm 0.5)$ events/nb. At the present time it is not possible to extract from our data the corresponding resonant cross section. The large corrections that are necessary, due to the small solid-angle coverage of our apparatus, require more detailed studies which will be reported at a later date.

As far as the nature of this resonance is concerned, it is natural to interpret it as an excited state of one of the known vector mesons, ρ , ω , or ϕ . The total width of $\Gamma \sim 30$ MeV however is small relative to

$\Gamma_{\rho''(1550)}$ [4] and $\Gamma_{X(1778)}$ [6]^{‡1} thus making unlikely the hypothesis that the observed resonance is a recurrence of the ρ or the ω meson. Furthermore, theoretical models based on extended vector meson dominance [7] predict recurrences of the ϕ at ~ 1.5 , 1.8 and 2.1 GeV. Thus it is speculated that the enhancement at ~ 1.82 GeV reported here is an excited state of the ϕ .

There exists also some additional data from the MEA group at Adone which would tend to reinforce this last conjecture. Here preliminary evidence for resonant $K^*(892)$ production at ~ 2.1 GeV (with $\Gamma \lesssim 50$ MeV) has been obtained [8].

^{‡1} We are assuming that this new resonance be of the ω -family as suggested by the authors of ref. [6].

We would like to express our appreciation to the staff of Adone for the efficient operation of the machine. It is also a pleasure to thank Prof. M. Greco and Dr. V. Valente for many helpful and stimulating discussions on the analysis and interpretation of the data.

References

- [1] W.W. Ash et al., *Lett. Nuovo Cimento* 11 (1974) 705.
- [2] W.W. Ash et al., Frascati report LNF-77/18(P) (1977); to be published.
- [3] M. Grilli et al., *Nuovo Cimento* 13A (1973) 593.
- [4] R. Bernabei et al., *Lett. Nuovo Cimento* 11 (1974) 261.
- [5] B. Esposito et al., *Lett. Nuovo Cimento*, to be published.
- [6] G. Cosme et al., *Phys. Lett.* 67B (1977) 231.
- [7] M. Greco, *Nuclear Phys.* 63B (1973); Frascati report LNF-76/55(R) (1976).
- [8] R. Bernabei et al., Frascati report LNF-76/64(P) (1976).