

## Partial ionization in dense plasmas: Comparisons among average-atom density functional models

Michael S. Murillo\*

*Computational Physics and Methods Group, Los Alamos National Laboratory, Los Alamos, New Mexico 87545, USA*

Jon Weisheit

*Department of Physics & Astronomy, University of Pittsburgh, Pittsburgh, Pennsylvania 15260, USA*

Stephanie B. Hansen

*Lawrence Livermore National Laboratory, Livermore, California 94550, USA and Sandia National Laboratory, Albuquerque, New Mexico 87185, USA*

M. W. C. Dharma-wardana

*Institute of Microstructural Sciences, National Research Council of Canada, Ottawa, Canada K1A 0R6*

(Received 13 May 2013; published 28 June 2013)

Nuclei interacting with electrons in dense plasmas acquire electronic bound states, modify continuum states, generate resonances and hopping electron states, and generate short-range ionic order. The mean ionization state (MIS), i.e., the mean charge  $Z$  of an average ion in such plasmas, is a valuable concept: Pseudopotentials, pair-distribution functions, equations of state, transport properties, energy-relaxation rates, opacity, radiative processes, etc., can all be formulated using the MIS of the plasma more concisely than with an all-electron description. However, the MIS does not have a unique definition and is used and defined differently in different statistical models of plasmas. Here, using the MIS formulations of several average-atom models based on density functional theory, we compare numerical results for Be, Al, and Cu plasmas for conditions inclusive of incomplete atomic ionization and partial electron degeneracy. By contrasting modern orbital-based models with orbital-free Thomas-Fermi models, we quantify the effects of shell structure, continuum resonances, the role of exchange and correlation, and the effects of different choices of the fundamental cell and boundary conditions. Finally, the role of the MIS in plasma applications is illustrated in the context of x-ray Thomson scattering in warm dense matter.

DOI: [10.1103/PhysRevE.87.063113](https://doi.org/10.1103/PhysRevE.87.063113)

PACS number(s): 52.25.Jm, 61.05.cf, 71.15.Mb, 52.27.Gr

### I. INTRODUCTION

The ionization state of elements at a given compression and temperature is an important quantity in plasma physics and material science. Some applications, such as the analysis of spectral line shapes, require detailed information about charge state distributions and their time-dependent fluctuations [1,2]. However, a large class of properties depends only on average values of certain basic plasma properties. Thermodynamic properties, linear transport, and optical properties serve as examples. A parameter that has proven to be invaluable, especially in models where the plasma is treated as a collection of charged point ions and electrons, is the mean ionization state (MIS)  $Z$  of the ions (here we take the electron charge as  $|e| = 1$  and we use hartree atomic units when convenient). Thus, if the number of ions per unit volume is  $n_i$ , the number of free electrons per unit volume in the plasma  $n_e = Zn_i$ . Basic calculations of equation of state and transport properties require only  $n_e$  or the average charge  $Z$  of ionic scattering centers. For example, only low-order moments of the charge state distribution appear in elementary formulas for the pressure of a dilute plasma, x-ray Thomson scattering cross sections, bremsstrahlung, electrical resistivity, and the electron-ion temperature relaxation rate [3–7]. In regimes

where the point-ion model fails, the mean ionization enters as an essential parameter of pseudopotentials with finite core sizes used in quantum calculations [8,9].

For weakly interacting plasmas (low densities and high temperatures), composition fractions  $X_i$  of an element's ionization states  $Z_i$  can be obtained from the Saha equation [1,4], which is based on a balance of free energies of ideal gases. However, the ideal gas partition function is not convergent unless the sums are restricted to a finite number of states via a physically motivated cutoff. Extending the Saha equation regime of validity to strongly coupled plasmas (dense, partially degenerate plasmas or low-density low-temperature plasmas) in which Rydberg states and continuum states are occupied requires the formulation of convergent partition functions by including many-body effects that set natural bounds to the extent of the density of states. Generalized Saha equations, which incorporate some phenomenological modification of energy spectra and the density of states, are used in the so-called chemical picture [10]; an example is the Hummer-Mihalas scheme that uses the plasma microfield to reduce occupation probabilities [11]. Astrophysical opacity predictions using that model were found to be incorrect, however, as shown by Rogers and Iglesias [12].

Such phenomenological Saha schemes are unreliable and fail at strong coupling. Then a physical picture [8,10,13,14] that views the plasma as a collection of nuclei and electrons supporting delocalized and localized states is needed.

\*murillo@lanl.gov

Activity expansions for effective composite particles [13] and models based on self-consistent-field calculations (mean-field approximations) for confined atoms [15] have been used to treat partially ionized atoms of differing charge states. Another class of physical picture models [16,17] considers the mean ionization of a representative average atom (AA), viz., a spherical cell of plasma centered on one nucleus, instead of the distribution of actual charge states. A single determinant is used for the electronic wave function. An average molecule involving many ionic centers may also be used in the calculation, as done in *ab initio* molecular dynamics (AIMD) schemes. However, the extension to several determinants (configuration interaction) is currently computationally intractable. The method of Ref. [8] is a direct generalization of [16,17] to include a coexisting multiplicity of species of charge states, using density functional theory (DFT) [18,19] to calculate the free energies, equation of state (EOS), and transport coefficients within a fully physical approach. This method avoids the assumption of a single-determinant model with a single average  $\langle Z \rangle$  used in the average-atom model. We will not address all these alternatives fully, but only to the extent of their relevance to alternative definitions of the MIS and leading to differing values of  $Z$ .

Density functional theory [20,21] is the language that most average-atom models are based on, according to which all equilibrium plasma properties such as internal energy, pressure, and entropy can be described as functionals of the total electron density  $n_e(\mathbf{r})$  and the density  $n_i(\mathbf{r})$  of the nuclei. Thus the MIS, defined as the mean charge  $Z$  of an ion, would also be a functional of  $n_e(\mathbf{r})$  and  $n_i(\mathbf{r})$ . Then, incorporating  $Z$  in pseudopotentials, a simplified DFT that need not deal with the bound electrons of the core can be constructed, as is often done in practice for  $T = 0$  problems. From then on, we need not deal with the bound electrons and the electron density  $n_e(\mathbf{r})$  now refers only to the free-electron density, with average densities satisfying  $n_e = Zn_i$ . Thus the use of the MIS simplifies calculations of equilibrium properties as well as dynamical, nonequilibrium properties such as stopping of fast charges [5,22], temperature relaxation [23,24], or ion microfield fluctuations [25,26]. The reason that such constructions are needed is simply that all-electron calculations are extremely costly in the context of time-dependent DFT [27,28]) and other relevant methods. Similarly, the Kubo-Greenwood relations [29–31] can be used to calculate linear transport and optical properties either within an all-electron approach or within a pseudopotential approach assuming a well-defined core of electrons (thus specifying a MIS).

The goal of this work is to explore key MIS-related issues for AA models based on DFT. We employ models with spherical symmetry around a central nucleus since we are interested in plasmas with temperatures that far exceed chemical bond energies associated with cluster formation.

A computationally more expensive alternative is to treat many nuclei in a periodic cell using either quantum Monte Carlo or AIMD. The time dependence of the nuclei is included (in AIMD) on the Born-Oppenheimer surface generated by the electronic DFT calculation [32]. Here we do not consider AIMD for three reasons. First, although the AIMD method can be generalized to finite temperatures, it has been

computationally limited to lower temperatures ( $T < 10$  eV) in practice. Second, most implementations [32] of AIMD employ for the core electrons a zero-temperature pseudopotential and a corresponding prescription for it. That is, the MIS is assumed and is not computed self-consistently with the bound and conduction electrons at finite  $T$ . Third, single-center models are known to be quite accurate even for liquid metals and we are not concerned with systems that form molecular species at very low temperatures that cannot be described by a single center. Orbital-free DFT (OFDFT) methods promise to remove many of these limitations [33–37], but little attention to the MIS has been given in them.

Methods that are in between AA models and full AIMD approaches also exist. These approaches include many correlated ions spherically averaged around one nucleus [38–42]. We do not consider these methods that are relatively less developed, especially in dealing with the MIS, which is our main focus. Furthermore, in regard to AIMD, all the thermodynamic results obtained by AIMD variants can be obtained very cheaply using the multispecies DFT method of Perrot and Dharma-wardana [8] in which separate AA-like calculations for different ionization states of an element in a plasma are combined within an EOS to obtain the lowest energy composition fractions and the mean ionization.

We begin in Sec. II with an overview of plasma regimes, dimensionless parameters, and their generalization using MIS definitions. In Sec. III we present the MIS as formulated in the three DFT models we employ. Two are based on a single ion in a Wigner-Seitz cell. The third uses a single nucleus at the center and many field ions contained in a cell (known as the correlation sphere) that is at least a 100 times the volume of the Wigner-Seitz cell. This sphere encompasses the plasma volume within which ion-ion, ion-electron, and electron-electron correlations die away. In Sec. IV we present and contrast various MIS values computed by the different models for several metals, at densities bracketing normal solid density, and across a range of temperatures. In Sec. V we consider implications of these results for x-ray Thomson scattering. Section VI provides a brief summary and future directions.

## II. CHARACTERIZATION OF DENSE PLASMAS

Dense plasmas are usually characterized by dimensionless parameters (DPs). Here we display their dependence on the MIS charge  $Z$ . Strictly speaking, appropriate DPs for plasmas arise naturally in the context of a given physical property [43,44] where they are used as expansion parameters for corrections beyond a reference state, as in the Debye-Hückel theory for weak plasmas. Thus the strong-coupling plasma parameter  $\Gamma$  (see below) was initially used for expanding the free energy of the classical one-component plasma, until it was shown that such expansions are not really meaningful in strongly coupled regimes. Thus the use of these DPs are mainly used now for qualitative characterizations of plasma conditions.

Often a MIS  $Z$  of ions in a plasma is estimated by a Thomas-Fermi-type theory, which serves to get dimensionless parameters that are useful in qualitative considerations [6,43,45]. We write these DPs using a  $Z$  that relates the

average ion density  $n_i$  to the average free-electron density  $n_e = Zn_i$  and evaluate the DPs as a function of  $Z$  to reveal their ionization dependence. Note that the use of a MIS enables us to remove bound electrons from the problem, as they are subsumed in constructing  $Z$ . In the discussion that follows in this section, all electrons  $n_e$  are free, i.e., delocalized.

The parameter  $\Theta$  is a measure of the quantum degeneracy of the plasma electrons  $n_e$ , viz.,

$$\Theta = \frac{E_F}{T} = \frac{e^2 a_0}{2T} (3\pi^2 n_e)^{2/3}. \quad (1)$$

Here  $T$  is the plasma temperature (in energy units),  $E_F$  is the usual Fermi energy defined in terms of the average density  $n_e$  of free electrons, and  $e^2/a_0 = 27.21$  eV is the atomic unit of energy. (More will be said about the precise definition of free in what follows and in this section we use  $n_e$  to be a generic choice.) When  $\Theta \geq 1$  the plasma electrons are partially degenerate.

Another possible degeneracy parameter is  $\eta_e = \mu_e/T$ , where  $\mu_e$  is the electron chemical potential for the fully interacting system including finite- $T$ , finite-density, and bound-state information not captured by (1). These modification of  $\mu_e$  due to electron-ion interactions is sometimes loosely called the lowering of the continuum. The parameter  $\eta_e$  plays a key role in the MIS values predicted by DFT. For the homogeneous electron gas, when  $\eta_e = 0$ , then  $\Theta = 1$  to within 1%. In the high-density limit (at constant  $T$ ), pressure ionization eliminates all bound states and  $\eta_e$  approaches  $\Theta$ . While a negative  $\eta$  is typical of uniform classical plasmas, note that this definition, which will be explored below, includes bound electrons.

The Coulomb coupling parameter is the ratio of the mean unscreened potential energy, estimated as the Coulomb energy of a pair of particles with charges  $Z_\alpha e$  and  $Z_\beta e$  at a separation  $a_{\alpha\beta}$ , to the mean kinetic energy, estimated classically as  $T$ , for a pair of particles  $\alpha$  and  $\beta$ , or

$$\Gamma_{\alpha\beta} = \frac{Z_\alpha Z_\beta e^2}{a_{\alpha\beta} T}, \quad (2)$$

$$a_{\alpha\alpha} = a_\alpha = (4\pi n_\alpha/3)^{-1/3}, \quad (3)$$

$$a_{\alpha\beta} = [4\pi(n_\alpha + n_\beta)/3]^{-1/3}, \quad \alpha \neq \beta. \quad (4)$$

Thus  $\alpha = i$ ,  $a_i = (4\pi n_i/3)^{-1/3}$  is the Wigner-Seitz radius (WSR) of ions in a plasma with average ion density  $n_i = n_e/Z$ . The electron WSR is often denoted by  $r_s$  in condensed-matter physics. The  $\Gamma_{ee}$  defined in this traditional manner does not correctly reduce to  $r_s$  as  $T \rightarrow 0$ . The interpair length  $a_{\alpha\beta}$  is a measure of the mean separation and other definitions are also used. These Coulomb parameters satisfy the relations

$$\Gamma_{ii} = Z^{5/3} \Gamma_{ee} = \{Z/(1+Z)^{1/3}\} \Gamma_{ei}.$$

When  $\Gamma_{\alpha\beta}$  exceeds unity, strong spatial correlations between particles of type  $\alpha$  and type  $\beta$  develop and their pair-distribution functions deviate significantly from those of weak-coupling theory, showing oscillatory structures.

Because the electrons are polarized by the ions, the effective coupling between ions in plasmas tends to be smaller than the bare parameter of (2). Furthermore, in the domain of partial electron degeneracy, the effective couplings that involve

electrons are also reduced and one can (approximately) replace  $T$  by an effective temperature  $\tilde{T}_e$  that goes to  $T_q = 2E_F/3$  at  $T = 0$  and tends to  $T$  itself at very high temperature. A more rigorous approach is to use a quantum temperature  $T_q$  instead of  $2E_F/3$ , where  $T_q$  is determined from a classical map of suitable quantum properties [46,47]

$$\tilde{\Gamma}_{ei} = \frac{Ze^2}{a_{ei} \tilde{T}_e}, \quad \tilde{T}_e = \sqrt{T^2 + T_q^2}. \quad (5)$$

The use of the classical map  $T_q$  in  $\Gamma_{ee}$  ensures that it reduces correctly to  $r_s$  at  $T = 0$ . For low-temperature applications in classical maps near  $T = 0$ , the Coulomb interaction  $e^2/a_e$  itself has to be corrected for diffraction effects associated with the thermal de Broglie length of the electrons [46]. However, such corrections are not needed for the regimes used in the present study.

Using such an effective electron temperature in a screening length  $\lambda_s$ , which depends on the density and  $\tilde{T}_e$ , an effective ion-ion coupling including screening can be given as [48]

$$\tilde{\Gamma}_{ii}^{scr} = \frac{Z^2 e^2}{a_i \tilde{T}_e} e^{-a_i/\lambda_s}. \quad (6)$$

This coupling parameter, which is always smaller than the bare  $\Gamma_{ii}$ , is a more realistic measure of the actual ionic coupling in Yukawa fluids. The numerical value of  $\lambda_s$  depends on the physical properties of the plasma under consideration, but a Thomas-Fermi form is typically used [49].

The plasmas studied in astrophysics, in the laboratory, or computationally involve temperatures and densities that change by orders of magnitude as materials are heated, ionized, and forced into compression or allowed to expand (see Refs. [50–54] for several familiar examples). Thus one needs the MIS  $Z$  over a wide variety of conditions, even to identify the regimes accessed by the plasma in terms of traditional plasma parameters; that is, the value of  $Z$  to be used in (2)–(6) is poorly known. Indeed, the large variations occurring in these MIS-dependent parameters highlight the difficulty of plasma theory for partially ionized dense matter. We display the behavior of these dimensionless parameters as a function of the MIS  $Z$ .

In this study we focus on plasmas having just a single element of nuclear charge  $Z_{nuc}$ . We study Be, Al, and Cu, whose normal solid mass densities are, respectively,  $\rho_0 = 1.85, 2.70,$  and  $8.92$  g/cm<sup>3</sup>. As an example of the complexity of even this simple case, the top panel of Fig. 1 shows contours of the MIS for Al over a large range of temperatures and relative compression  $\rho/\rho_0$ . The MIS is from More's fit [55] to the Thomas-Fermi MIS  $\langle Z \rangle$ , discussed in Sec. III C and given in (19) below. Note that greater ionization occurs both as the temperature increases and as the density increases above  $\rho/\rho_0 \approx 1$ , where pressure ionization begins. Figure 1 also shows contours of  $\Theta$  in the middle panel, where the continuum electrons in an Al plasma exhibit strong quantum effects at high density and low temperature. In the bottom panel of Fig. 1, contours of the modified electron-ion coupling parameter  $\tilde{\Gamma}_{ei}$  are shown. Interestingly, the strongest electron-ion coupling occurs at low temperatures near normal solid density: Higher densities decrease interparticle separations but increase the effective temperature [introduced in (5)]. Here we see an interesting effect of the MIS, which occurs

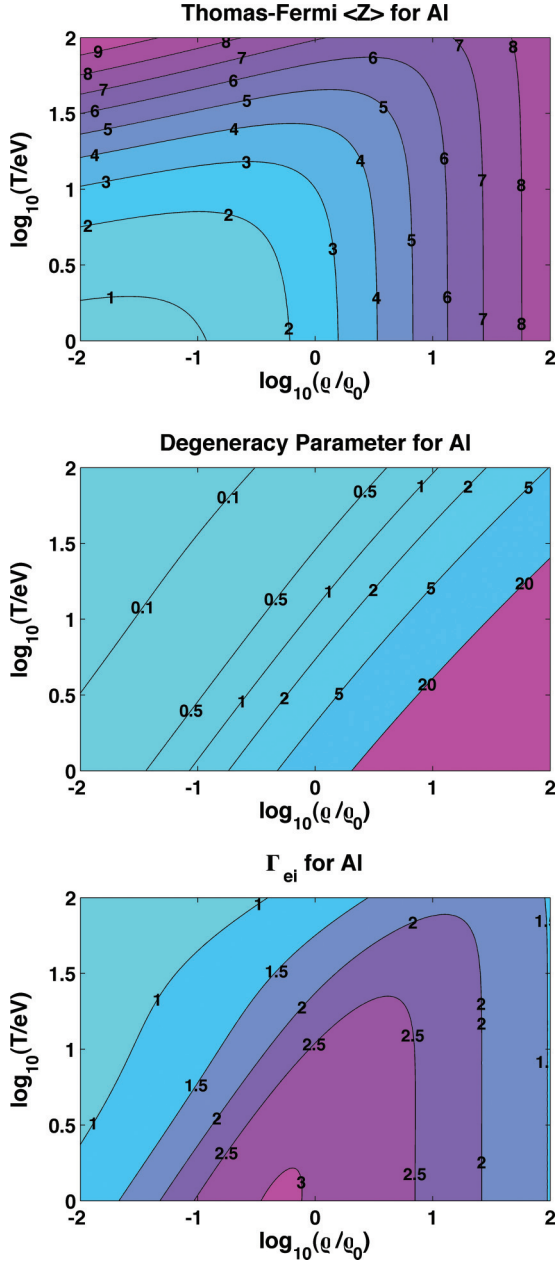


FIG. 1. (Color online) Surface map of the Thomas-Fermi  $\langle Z \rangle$  for Al as a function of temperature and relative density  $\rho/\rho_0$  (top); surface map of  $\Theta$ , measuring quantum effects, for electrons in Al plasma, computed using the result from the top panel (middle); and surface map of the electron-ion coupling parameter for Al plasma computed using the result from the top panel (bottom).

explicitly in the factor  $Z$  and implicitly in both the mean separation  $a_{ei}$  and the effective temperature. We see that the electron-ion coupling is never very large because, if it were, the plasma would recombine to a lower MIS value, thereby decreasing the electron-ion coupling. That is, because (5) refers to free-electron coupling to a composite ion of charge  $Z$ ,  $Z$  has a complicated temperature and density dependence, here taken from the More fit. In Fig. 2 we plot contours of the bare ion-ion coupling parameter  $\Gamma_{ii}$ , again using (19) given below, for all three metals investigated here. Contours in these maps were chosen to reveal important modifications

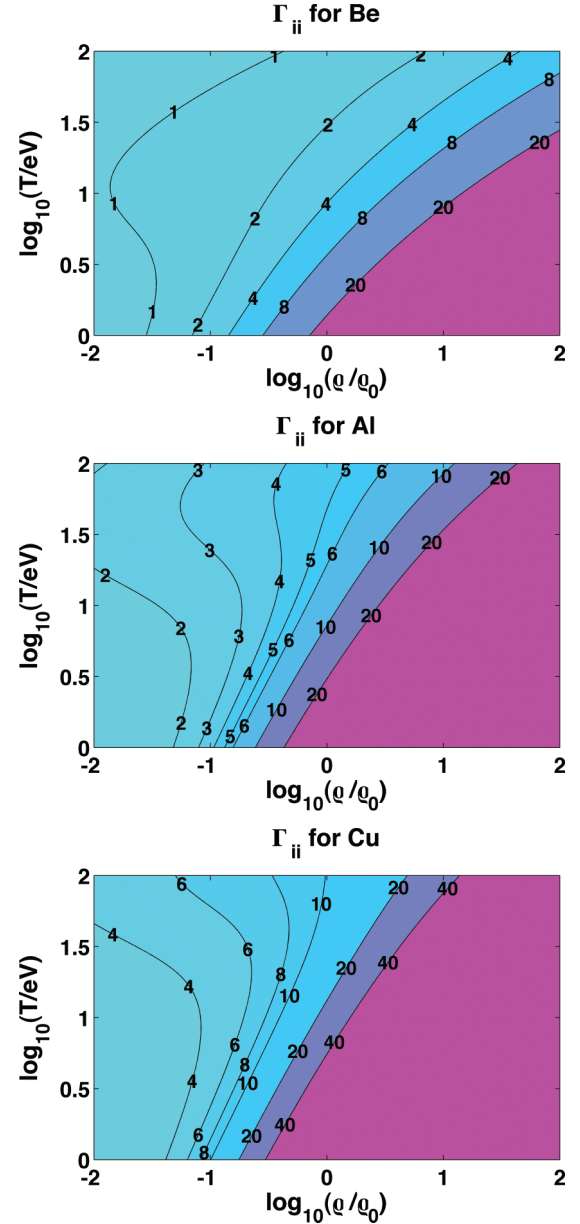


FIG. 2. (Color online) Surface map of the ion-ion coupling parameter for Be (top), surface map of the ion-ion coupling parameter for Al (middle), and surface map of the ion-ion coupling parameter for Cu (bottom). In all cases, the TF  $\langle Z \rangle$  definition of (19) was used.

to standard formulas as the MIS varies with temperature and density. When this coupling is strong, correlations among ions produce oscillatory radial distributions at distances beyond a Wigner-Seitz radius. The effect of this on the plasma electronic structure is included in a statistical way in two-component correlation-sphere models, discussed in Sec. III E.

### III. FINITE-TEMPERATURE DENSITY FUNCTIONAL MODELS AND MEAN IONIZATION STATE DEFINITIONS

This section describes two distinct kinds of statistical models based on DFT. Comprehensive accounts of DFT concepts are widely available [20,21,32,56], while the review

by Dharma-wardana and Perrot in [20] is specifically directed to electron-ion plasmas.

### A. Ion-sphere and correlation-sphere models

In both ion-sphere (IS) and correlation-sphere (CS) models one nucleus is fixed at the origin and DFT is used to obtain the surrounding electron density. In CS models the ion densities are also self-consistently obtained via a classical DFT equation identified to be a modified hypernetted chain equation (MHNC). Being all-electron models, the total electron density  $n(r)$  includes bound and free states. In IS models, the surrounding ion distribution is assumed to vanish within the Wigner-Seitz cell and is not specified outside the cell. That is, other than the central nucleus, no other nuclei can be found in the range  $r < a_i$ . Correlation-sphere models use a large correlation sphere and include many field ions as well as a central nucleus within the CS. For a plasma at temperature  $T > 0$ , IS models begin with the grand potential, expressed as a functional of the electron density

$$\Omega[n(r), T] = F_0[n(r), T] + F_{xc}[n(r), T] + \int d^3r n(r) \{U[n(r)] - \mu_e\}. \quad (7)$$

The first term in (7) represents the Helmholtz free energy of noninteracting electrons evaluated at the correct interacting density. The second term represents electron exchange and correlation (XC) contributions to the free energy. In the third term,  $U[n(r)]$  is the Coulomb energy per particle, which includes the classical electrostatic energy of electrons with the central nucleus with charge  $Z_{nuc}e$  and with each other (the Hartree term), viz.,

$$U[n(r)] = -\frac{Z_{nuc}e^2}{r} + \frac{e^2}{2} \int d^3r' \frac{n(r')}{|\mathbf{r} - \mathbf{r}'|}. \quad (8)$$

The thermodynamic potential is stationary with respect to density functional variations

$$\frac{\delta\Omega[n(r), T]}{\delta n(r)} = 0. \quad (9)$$

This Euler equation gives the equilibrium electron density  $n(r)$  and the grand potential  $\Omega[n(r), T]$ . The one-body potential associated with (8), which satisfies the usual Poisson equation, is obtained through this functional differentiation as

$$u[n(r)] = -\frac{Z_{nuc}e^2}{r} + e^2 \int d^3r' \frac{n(r')}{|\mathbf{r} - \mathbf{r}'|}. \quad (10)$$

In some models, the electron chemical potential  $\mu_e$  acts as a Lagrange multiplier for the conservation of electron number or, equivalently here, for overall charge neutrality, whereas in others it is specified and another variable acts as a Lagrange multiplier. We treat both cases in what follows.

Charge neutrality in IS models is used to specify zero electric field beyond a distance  $a_i$  and the second boundary condition for the Poisson equation becomes

$$\frac{du}{dr} = 0, \quad r \geq a_i. \quad (11)$$

This choice gives rise to a muffin-tin picture of potentials in the plasma. In a purely quantum mechanical scheme,

boundary conditions must be associated with the orbitals, i.e., bound states decaying exponentially and the continuum states decaying to plane waves; the electrostatic boundary conditions are needed to ensure overall charge neutrality of the  $Z_{nuc}$  electrons in the IS.

Density functional theory equations yield the radial density distribution  $n(r)$  of the  $Z_{nuc}$  electrons within this charge-neutral fundamental cell. Result for the ion's effective charge, as well as other information such as the density of states of continuum electrons, can be calculated. The prototype of this class is the finite-temperature Thomas-Fermi (TF) algorithm of Feynman, Metropolis, and Teller [57]. Thomas-Fermi theory provides a basic comparison with improved ion-sphere models and other improved models of dense plasmas. Below we identify two MIS definitions within the context of TF theory. The introduction of orbitals and the addition of exchange and correlation interactions improve the standard TF description. Orbitals give rise to bound-state shell structure and continuum-state resonances and exchange-correlation interactions bring in the many-body effects as an effective one-electron Kohn-Sham potential. Liberman's INFERNO model [17], the nonrelativistic MUZE [52,58] code used here, and the relativistic PURGATORIO [59] and PARADISIO [60] algorithms are all of this type and they offer yet a third MIS definition.

The average-atom model and its different implementations in the codes mentioned in the preceding paragraph are all based on a spherical cell with one nucleus. A more general approach would contain both electron and ion equations, solved self-consistently, to yield electron and ion density distributions. This approach has been implemented previously by several authors within OFDFT [38–40] and in Kohn-Sham formulations [41]. The ion subsystem obeys classical statistical mechanics. Here we employ an approach developed by Dharma-wardana and Perrot [20,61–63].

In the correlation-function-based DFT model of Dharma-wardana and Perrot [20,61–63], one considers in principle the entire volume of the plasma surrounding the nucleus at the origin. Coupled DFT equations for the electron and ion densities  $n_e(r)$  and  $n_i(r)$  are solved out to some distance  $R_c$  (usually,  $\sim 5$ – $6$  times larger than the radius  $a_i$ ), by which point the correlations with the central nucleus have died off and the densities of both species have approached asymptotic mean values. This  $R_c$  is the radius of a different fundamental cell, the CS, and we use that term to distinguish such two-component DFT models. The major improvement obtained are (i) the possibility of calculating electron bound states to cover the full extent of their exponential decay, (ii) continuum states to satisfy the Friedel sum rule, and (iii) inclusion of the influence of neighboring ions on the electrons associated with a particular nucleus. The neighboring ions introduce features into the continuum density of states that result from multicenter scattering [64]; these can be important when  $\Gamma_{ii}$  is large and Fig. 2 indicates that this is true for most of the temperature-density region of interest to us.

Dharma-wardana and Perrot [61] found that the local-density approximation, which works well for electrons, was useless for treating the ion-ion correlations. They showed that the ion distribution was better determined by using the modified hypernetted chain equations [10] to describe the nonlocal character of these interactions. It should be

noted that the MHNC equation arises naturally in Ref. [61] as a classical DFT equation via a functional derivative of the free energy with respect to the ion density. For many plasmas of interest it is found that the ion-ion pair correlation function can be replaced by a simple-cavity model and this simplification is known as the neutral-pseudoatom (NPA) model [62]. In this approximation, the nucleus, the cavity, and the associated electron cloud form a nearly neutral object having many useful analytical properties. (The NPA model of Blancard and Faussurier [65] introduces a different treatment of ionic correlations.) In the NPA approach used here, where the average density of free electrons is specified as a boundary condition, one computes the average density of plasma ions (and hence the Wigner-Seitz radius). This is done self-consistently as the MIS is determined by assuming that all plasma ions have this same net charge and that, in the asymptotic regime, the total charge density vanishes.

For the NPA, we construct three MIS definitions analogous to those of the orbital-based IS models. However, because of the different boundary conditions for the IS and CS models, two of the NPA definitions actually are the same and the third yields a very similar MIS.

### B. Electron exchange and correlation interactions

The electron exchange-correlation potential, calculated as the functional derivative of the free energy  $F_{xc}[n(r), T]$  with respect to the electron density  $n(r)$  adds to the effective one-body potential  $u[n(r)]$  of (10); this potential is given by

$$\frac{\delta F_{xc}[n(r), T]}{\delta n(r)} \approx u_x[n, T]_r + u_c[n, T]_r, \quad (12)$$

where we make the local-density approximation (LDA) in the final step, as indicated by the suffix  $[\dots]_r$ . The separate exchange and correlation potential energies (per particle)  $u_x[n, T]_r$  and  $u_c[n, T]_r$  for homogeneous plasmas have been evaluated by Dharma-wardana *et al.*, [66–68], Ichimaru *et al.*, [69] and others [70–72]. Conclusions from these include the following.

(i) Limiting, low- and high-temperature expressions are well established for both  $u_x[n, T]$  and  $u_c[n, T]$ . The exchange energy often has been approximated by a simple formula that interpolates between these limits [73]; thus

$$u_x[n, T] = u_x[n, 0] \left( 1 + \frac{3}{2\Theta[n]} \right)^{-1}, \quad (13)$$

with the  $T = 0$  value  $u_x[n, 0] = -e^2(3n/\pi)^{1/3}$  being Dirac's original expression. However, a form that is essentially exact in all regimes and correctly handles the logarithmic divergences in the zero-temperature limit is [67]

$$u_x[n, T] = u_x[n, 0] \tanh(1/t) \frac{N(t)}{D(t)},$$

$$N(t) = 1 + 2.8343t^2 - 0.2151t^3 + 5.2759t^4, \quad (14)$$

$$D(t) = 1 + 3.9431t^2 + 7.9138t^4,$$

where  $t = 1/\Theta[n]$ . By comparison, the often used form (13) may be in error by as much as 50% in the warm dense matter

(WDM) regime  $1 < \Theta < 10$ . We also note that, in this regime, it is better to treat the XC contributions together because of strong cancellations that occur in their sum; this is consistent with a wide body of experience in developing and using zero-temperature functionals. Parametrization covering both exchange and correlation from  $T = 0$  to finite  $T$  are available from Ichimaru *et al.* [69] and Perrot and Dharma-wardana [68]. The exchange potential given by (14) is the form that we will use here for ion-sphere models, although other forms have been used for average-atom models previously [58]. The correlation-sphere models reported here use the XC parametrization of Perrot and Dharma-wardana [68].

(ii) At  $T = 0$  the quantity  $|u_c[n, 0]/u_x[n, 0]|$  does not exceed 0.3 for normal solid-state densities and it is even smaller at higher densities. For  $T < E_F$ , exchange dominates over correlation, but a crossover occurs around  $\Theta = 1$  and as the plasma becomes hotter, exchange becomes unimportant.

(iii) At very low temperatures  $\Theta \gg 1$ ,  $u_{xc}[n, T]$  is not a monotonic function of temperature. Also, the local degeneracy is high in high-density regions near ion centers and low in low-density regions at the edges of ion spheres. Therefore, accurate parametrizations covering all regimes and including important cancellations between exchange effects and correlation terms should be used. That is, the combined quantity  $u_{xc}[n, T]$  should be used.

(iv) At all densities the magnitude of  $u_{xc}[n, T]$  (itself a negative quantity) decreases monotonically with temperature for  $\Theta < 1/2$ . Thus, for studies of warm and hot dense matter, both exchange and correlation at finite  $T$  are needed; the zero-temperature quantity  $u_{xc}[n, 0]$  is of uncertain validity at best.

These stand in sharp contrast to those applicable to cold, compressed solids [74,75], where  $T = 0$  values are adequate. This conclusion is reinforced by Fig. 3, which is a surface map of  $|u_{xc}[n, T]|$  from Perrot and Dharma-wardana [67] and used in the MUZE and NPA calculations of this study. Curvature in the lines of constant  $|u_{xc}[n, T]|$  highlight the temperature dependence of  $u_{xc}$ . Further, for the range of electron densities explored here ( $10^{22} \leq n_e \leq 10^{25} \text{ cm}^{-3}$  and  $0.544 \leq r_s \leq$

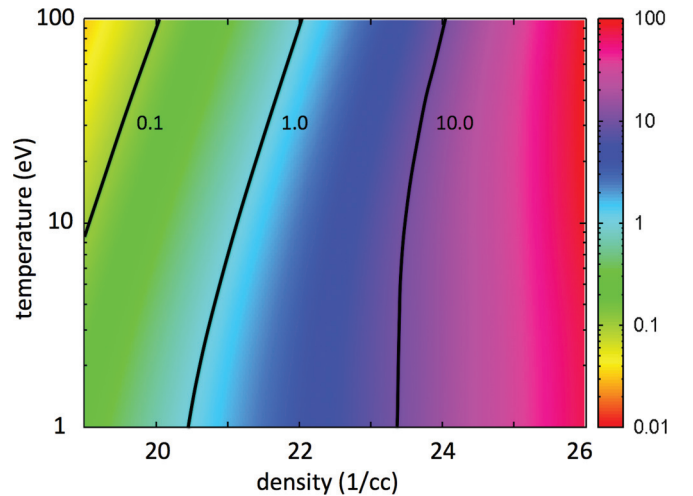


FIG. 3. (Color online) Surface map of the absolute magnitude of the finite-temperature exchange-correlation interaction of Ref. [67], in units of eV, for the homogeneous electron gas. Contour lines denote (from left to right)  $|u_{xc}| = 0.1, 1.0,$  and  $10 \text{ eV}$ .

5.44 a.u.), exchange-correlation interactions can reduce the chemical potential of plasma electrons by several eV and reduce the MIS by a half unit or more (see Tables II–VII of Sec. IV). The consequences of the exchange-correlation contribution will be explored in Sec. IV.

### C. The OFDFT and the Thomas-Fermi model

In the TF model [21,56] two approximations are made to  $\Omega[n(r), T]$ . (i) The free energy of noninteracting electrons  $F_0[n(r), T]$  is treated in the LDA  $F_0[n|_r, T]$ , wherein electronic quantities for the inhomogeneous system are taken to be those of the homogeneous system at the local value of the density, viz.,  $n = n|_r$ . (ii) In the original TF model, the XC contribution to the kinetic energy, as well as to the potentials, is neglected since  $F_{xc}[n, T]$  is set to zero. The key advantage of the TF model is that only an equation for the density needs to be solved. Such models are realizations of the original Hohenberg-Kohn-Mermin [18] formulation of DFT rather than the Kohn-Sham approach discussed below.

The kinetic-energy contribution in TF models is

$$F_0^{TF}[n, T] = \frac{\sqrt{2}e^2}{\pi a_0} \left( \frac{T}{e^2/a_0} \right)^{5/2} \times \int d^3r \left\{ \xi[n] I_{1/2}(\xi[n]) - \frac{2}{3} I_{3/2}(\xi[n]) \right\}, \quad (15)$$

where

$$I_\alpha(t) = \int dy \frac{y^\alpha}{1 + \exp(y - t)} \quad (16)$$

is the Fermi-Dirac integral function and

$$\xi[n(r)] = -\{U[n(r)] - \mu_e\}/T. \quad (17)$$

The approximation (15) is accurate at high density. The Euler equation for this model leads to the usual finite-temperature TF result for the local density,

$$n(r) = \frac{\sqrt{2}a_0^3}{\pi^2} \left( \frac{T}{e^2/a_0} \right)^{3/2} I_{1/2}[\xi(r)]. \quad (18)$$

Once the above (nonlinear) equations are solved and the chemical potential  $\mu_e^{TF}$  determined through iteration, a MIS can be computed for the ion in the IS. The simplest prescription involves only the density at the sphere's edge where, because of boundary conditions, electrons experience no electrostatic forces:

$$\begin{aligned} \langle Z \rangle_{TF} &= \frac{4\pi a_i^3}{3} n(a_i) \\ &= \frac{4\sqrt{2}}{3\pi} \left( \frac{a_i}{a_0} \right)^3 \left( \frac{T}{e^2/a_0} \right)^{3/2} I_{1/2} \left( \frac{\mu_e^{TF}}{T} \right). \end{aligned} \quad (19)$$

Feynman *et al.* [57] constructed the first hot dense matter EOS using an electron pressure consistent with this estimate of the free-electron density and some modern EOS schemes [76] still do this. (Note, however, that the remaining thermodynamic quantities, such as the energy, are not constructed from the edge density.)

An alternative MIS definition for the TF model involves electrons that have locally negative total energy [39]. One first determines their density

$$n_b^{TF}(r) = \frac{\sqrt{2}a_0^3}{\pi^2} \left( \frac{T}{e^2/a_0} \right)^{3/2} \times \int_0^{-U(r)/T} dy \frac{y^{1/2}}{1 + \exp[y - \xi(r)]} \quad (20)$$

and then sums all such bound electrons within the ion sphere to obtain

$$Z_{TF}^* = Z_{nuc} - \int d^3r n_b^{TF}(r). \quad (21)$$

It is easy to see that  $Z_{TF}^* > \langle Z \rangle_{TF}$  because not all of the enhanced density at small  $r$  values represents electrons with negative total energy. This is illustrated in Fig. 4 for Al at normal solid density and 30 eV. Thus, counting these additional unbound electrons increases the MIS by about 20% (see Sec. IV for details).

Attention has been given to adding XC interactions to the original finite- $T$  TF scheme [56,77]. It is worthwhile to note subtleties that arise when one considers the MIS definitions for TF calculations (TFXC) that include these terms. Our first Thomas-Fermi MIS definition  $\langle Z \rangle_{TF}$  uses the fact that Coulomb forces vanish at  $r = a_i$  and hence that all electrons there are free. The quantity  $u_{xc}[n(a_i), T]$ , however, does not vanish at the edge of this sphere, but we reestablish the condition that all electrons at  $r = a_i$  are free, viz.  $n_b^{TFxc}(a_i) = 0$ , by identifying this boundary value of  $u_{xc}$  as the exchange-correlation contribution  $u_{xc}$  to the chemical potential of the interacting electron gas outside the cell. Since  $u_{xc} < 0$ , it follows that  $\langle Z \rangle_{TFxc} < \langle Z \rangle_{TF}$ . Our second TF MIS definition  $Z^*$  identifies electrons with negative total energy,

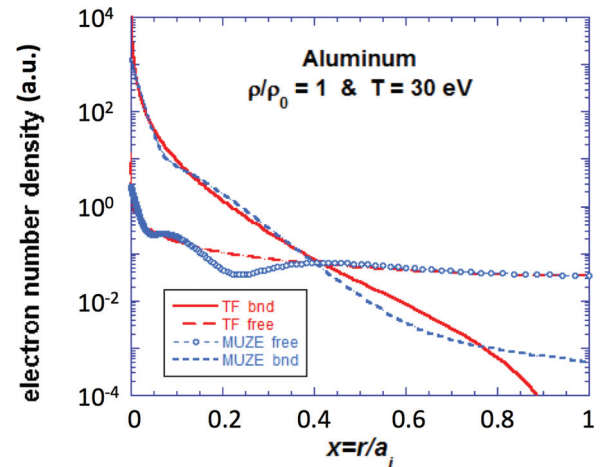


FIG. 4. (Color online) Behavior of bound (negative-energy) and free (positive-energy) electron densities, in atomic units, within an IS, for Al at normal solid density and  $T = 30$  eV. There are fundamental differences between orbital-based and OFDFT models, here illustrated by MUZE and TF calculations. In particular, with orbitals, the bound electron density can extend beyond the sphere and the orthogonality of bound and continuum orbitals imposes obvious structure on the free-electron density near the nucleus.

viz.,

$$n_b^{TFxc}(r) = \frac{\sqrt{2}a_0^3}{\pi^2} \left( \frac{T}{e^2/a_0} \right)^{3/2} \times \int_0^{-U'(r)/T} dy \frac{y^{1/2}}{1 + \exp[y + u_{xc}(r) - \xi(r)]}, \quad (22)$$

where now  $-U'(r)/T = -[U(r) + u_{xc}(r)]/T$ . However, as defined in DFT, the exchange-correlation functional includes not only true potential-energy terms arising from XC, but also the part of the kinetic energy neglected when the true free-energy functional is replaced by a functional of noninteracting particles taken at the interacting density. Thus, in both definitions, we see an ambiguity arising from the fact that kinetic- and potential-energy contributions cannot be disentangled in the context of DFT.

With regard to our MIS definition (21) for TF models, we see by the negative sign of  $u_{xc}(n, T)$  at all  $r$  values that it adds to the nuclear attraction; thus the fraction of bound electrons is increased, leading to the result  $Z_{TFxc}^* < Z_{TF}^*$ , obtained by substituting (22) into (21). This conclusion is consistent with MIS calculations reported in Ref. [77], wherein an approximate, but different,  $T$ -dependent exchange interaction was used.

#### D. Orbital-based DFT and the MUZE model

With XC interactions included in the TF model, further improvements result from adding gradient corrections to the noninteracting free energy  $F_0[n, T]$ . Such models, which attempt to retain  $n(r)$  as the basic variable, fall into the category of orbital-free DFT [35–37]. New, more reliable forms for the kinetic energy as a functional of the electron density  $n_e(r)$  have recently been developed [78]. Thus OFDFT methods have been overshadowed by finite-temperature orbital-based DFT models. Kohn and Sham [19] presented a solution to the kinetic-energy problem (extendable to finite  $T$  as well) through the introduction of a special set of one-electron orbitals  $\{\psi_s(r)\}$  that enables the noninteracting energy to be computed exactly if the exact XC free-energy functional is known. These orbitals satisfy a one-body Schrödinger equation

$$\left[ -\frac{\hbar^2}{2m} \nabla^2 + U(r) \right] \psi_s(r) = \epsilon_s \psi_s(r). \quad (23)$$

The orbitals are constrained to be orthogonal via Lagrange multipliers, which are the Kohn-Sham (KS) eigenvalues. The ground-state density of an  $N$ -electron system is constructed from the sum of the orbital densities  $|\psi_s(r)|^2$  having the  $N$  lowest eigenvalues. This scheme exhibits shell structure that is missing in OFDFT models.

Mermin [79] extended the theory to nonzero temperatures. Here bound-state solutions, with  $\epsilon_s < 0$ , again give rise to shells (although high plasma pressure severely limits the number of bound states) and continuum-state solutions  $\epsilon_s \geq 0$  yield distorted plane waves. The eigenvalues  $\epsilon_s$ , the Lagrange multipliers in the KS scheme, differ substantially from true eigenenergies. Similarly, the KS orbitals are not true electronic states. However, in most applications  $\epsilon_s$  are used as energy eigenvalues and  $\psi_s(r)$  are used as one-electron orbitals without

further discussion. The electron density  $n(r)$  is constructed from a sum over the KS orbitals and Fermi occupation probabilities

$$n(r) = \sum_s f(\epsilon_s, \mu_e) |\psi_s(r)|^2, \quad (24)$$

$$f(\epsilon, \mu) = \{1 + \exp[(\epsilon - \mu)/T]\}^{-1}. \quad (25)$$

Mermin noted that in the high-density limit, the TF form of the electron density is regained.

In the present work, we use the code MUZE [52,58], which is an IS model, to explore the importance of both orbitals and XC interactions for improving Thomas-Fermi estimates of the MIS in ion-sphere models. For a specified nuclear charge, temperature, Wigner-Seitz radius, and choice of exchange-correlation interaction, MUZE computes KS orbitals and eigenvalues from the nonrelativistic, single-electron Schrödinger-like equation

$$\left[ -\frac{\hbar^2}{2m} \nabla^2 + U(r) + u_{xc}[n(r), T] \right] \psi_s(r) = \epsilon_s \psi_s(r). \quad (26)$$

The electron chemical potential  $\mu_e^{\text{MUZE}}$  is found by an iteration involving (24), from the requirement of overall charge neutrality for the ion sphere.

One benefit of an orbital-based DFT is its treatment of the largest portion of the kinetic-energy operator. Relative to OFDFT formulations, this circumvents the need for approximate gradient corrections to the kinetic energy  $F_0[n, T]$  that are often used to obtain reasonable cusps near the nuclei [21,35–37,56]; however, gradient corrections are still necessary in the exchange-correlation potential. Orbitals also lead to new physics not occurring in the TF model. Because MUZE chooses boundary conditions in which the exponentially decaying tails of bound orbitals can extend beyond the IS radius, a portion of the density at  $r = a_i$  (and beyond) actually represents electrons with negative energy, i.e., bound electrons not entirely confined to the IS. This phenomenon is illustrated in Fig. 4, which shows bound and continuum densities for Al at normal solid density and 30 eV. The contrasting behavior of (orbital-free) TF and (orbital-based) MUZE densities is evident. For this reason, comparisons of the orbital-based MIS expression

$$Z_{\text{MUZE}}^{\text{IS}} = \frac{4\pi a_i^3}{3} n(a_i) \quad (27)$$

and the TF quantity  $\langle Z \rangle_{TF}$  are of limited value because the density in (27) includes an unspecified contribution from bound (negative-energy) electrons.

In contrast, an analog of  $Z_{TF}^*$  can be obtained by summing the density of negative-energy electrons within the ion sphere (model A of Ref. [17]). Using only the few bound orbitals contained in the summation of (24), one identifies the bound electron density  $n_b(r)$ . Hence we have

$$Z_{\text{MUZE}}^* = Z_{\text{nuc}} - \sum_{\epsilon_s < 0} \left\{ \omega(\epsilon_s) f(\epsilon_s, \mu_e) \int_{\text{IS}} d^3r |\psi_s(r)|^2 \right\}, \quad (28)$$

where now the sum is over energy states and  $\omega$  is the degeneracy. Any bound electron density outside the ion sphere is excluded.



When a bound state is pressure ionized and moves into the continuum, the resulting resonance electrons close to the edge of the continuum retain much of their bound-state character and contribute narrow peaks to the continuum density of states [35,55,59,64]. Although a proper treatment of new resonances ensures that the plasma pressure varies smoothly [80–82],  $Z^*$  for orbital-based, ion-sphere models can undergo an abrupt unphysical increase. Various ideas have been proposed to overcome this behavior [8], which is seen and discussed in Sec. IV.

As regards this second MIS definition, if instead of a summation of bound-state orbital terms an energy integration is performed with respect to the continuum KS orbital terms in (24) ( $s \rightarrow \epsilon, \nu$ , with  $\nu$  representing any additional quantum numbers needed for specificity), one can reorder integrations to obtain

$$\begin{aligned} Z_{\text{MUZE}}^* &= \int d^3r \left\{ \int_0^\infty d\epsilon f(\epsilon, \mu_e) \sum_\nu \omega_\nu |\psi_{\epsilon, \nu}(r)|^2 \right\} \\ &= \int d\epsilon f(\epsilon, \mu_e) \left[ \int d^3r g(\epsilon, r) \right], \end{aligned} \quad (29)$$

where  $g(\epsilon, r)$  is an effective local density of states (DOS) per unit volume. If we replace this effective DOS in (29) by  $g_0(\epsilon)$ , the DOS for an ideal gas

$$g(\epsilon, r) \rightarrow g_0(\epsilon) = \frac{1}{2\pi^2} \left( \frac{2m}{\hbar^2} \right)^{3/2} \sqrt{\epsilon}, \quad (30)$$

we obtain a MIS having the same form as  $\langle Z \rangle_{TF}$  in the sense that the MIS is obtained from a Fermi-Dirac distribution with no interactions; however, this distribution involves the chemical potential of an orbital-based calculation in place of  $\mu_e^{TF}$ , viz.

$$\langle Z \rangle_{\text{MUZE}} = \frac{4\sqrt{2}}{3\pi} \left( \frac{a_i}{a_0} \right)^3 \left( \frac{T}{e^2/a_0} \right)^{3/2} I_{1/2} \left( \frac{\mu_e^{\text{MUZE}}}{T} \right). \quad (31)$$

For orbital-based ion-sphere models, the difference  $Z^* - \langle Z \rangle$  is an integral measure of nonideal features in the computed DOS. Once a MUZE solution is found, one can construct the three MIS values  $\langle Z \rangle_{\text{MUZE}}$ ,  $Z_{\text{MUZE}}^*$ , and  $Z_{\text{MUZE}}^{IS}$  using, respectively, (31), (29), and (27).

### E. Including ion correlations: Coupled-density models

Here we sketch the implementation of KS models that include ionic correlations beyond the IS, as developed by Dharma-wardana and Perrot [61]. Other related models by Ofer *et al.* [38] and Zakowicz *et al.* [39] employ orbital-free methods for the electron density and correlations within the ion density, but these will not be discussed further here.

Our calculational scheme begins with a correlation sphere of radius  $R_c \sim 5a_i - 8a_i$ , filled with a homogeneous electron fluid of specified temperature  $T$  and average electron density  $n_e$ ; hence the electron chemical potential is known. A charge-neutralizing ion fluid is also included. The choice of a correlation sphere radius  $R_c$  of  $5a_i - 8a_i$  is chosen to be large enough to be greater than typical ion-ion correlation lengths for a given problem. Even at  $R_c = 5a_i$  the cell is two orders of magnitude more voluminous than that of the IS model. Electron correlations die much faster than ion correlations and

are easily contained in the CS. A nucleus of charge  $Z_{\text{nuc}}e$  is placed at the origin in the fluid, pulling electrons around it and causing a local modification  $\Delta n_f(r)$  of the free-electron density in the CS; bound states may form, causing an additional local enhancement  $n_b(r)$ . Thus the nucleus acquires some mean ionization  $Z$  due to population of bound states and free states. This  $Z$  is taken as a trial value for the effective charge of field ions, whose mean number density becomes  $n_i = n_e/Z$ . In effect, in this algorithm  $Z$  is the Lagrange multiplier that enforces charge neutrality. This interpretation of the MIS was first discussed in Ref. [61] in the context of hydrogen plasmas. The field ions are allowed to interact with other charges and form a correlated equilibrium distribution about the central nucleus. The coupled Euler equations for the electron and ion subsystems arise from the stationary property of the total free energy  $F[n_e(r), n_i(r)]$  with respect to functional derivatives of the two densities. The electron-subsystem Euler equation  $\delta F/\delta n_e(r) = 0$  leads to a Kohn-Sham-like equation, while the ion-subsystem Euler equation  $\delta F/\delta n_i(r) = 0$  leads to a MHNC equation. The equations are coupled through the Lagrange multiplier  $Z$  and via electrostatic and correlation potentials. Iterative solution of the coupled equations lead to the thermodynamic  $n_e(r)$  and  $n_i(r)$  profiles. The charge-density profiles established around  $Z_{\text{nuc}}$  are

$$\begin{aligned} q_e(r) &\equiv -en_e g_{ei}(r) \\ &= -e[n_e + \Delta n_f(r) + n_b(r)], \end{aligned} \quad (32)$$

$$\begin{aligned} q_i(r) &\equiv Z_{\text{nuc}}e\delta(r) + Zen_i g_{ii}(r) \\ &= Z_{\text{nuc}}e\delta(r) + Ze[\Delta n_i(r) + n_i], \end{aligned} \quad (33)$$

where  $g_{ei}(r)$  and  $g_{ii}(r)$  are the electron-ion and ion-ion pair-distribution functions and  $\Delta n_i(r)$  represents the modification of the ion density from the bulk value. The calculation also yields the chemical potential of the ions.

The computation begins with trial electron and ion density profiles. The value of  $Z$  and the associated Wigner-Seitz radius  $b_i$ , which is the trial value of  $a_i$ , are adjusted at each iteration using the calculated  $n_b(r)$  and  $\Delta n_f(r)$ , while  $\{R_c, T, n_e\}$  are held fixed. Solutions to the coupled DFT equations for the densities are iterated until, at  $r = R_c$  and beyond, they yield a stationary value for the ratio  $n_e/n_i = Z$ , which we take to be the definition of the mean ionization  $\langle Z \rangle$ . The chosen CS is deemed large enough if both pair-distribution functions have tended to unity and if all bound-state orbitals have decayed exponentially while the continuum solutions have become phase-shifted free-electron orbitals. Consistency requires that at  $R_c$  the phase shifts of the continuum orbitals satisfy the Friedel sum rule, adding up to the value of the mean ionization  $\langle Z \rangle$ .

### F. Neutral pseudoatom model

The above coupled-density model, which has been implemented in several investigations, provides a systematic method with only a minimum of assumptions. However, a simpler version, when applicable, enables one to decouple the KS (electron) calculation from the ion profile calculation so that the electron density can be addressed separately [20,61–63], using a very simple model for the ion profile.

This simplification is based on the concept of the neutral pseudoatom, i.e., a single nucleus and an associated cavity embedded in a responsive electron gas with a compensating uniform ionic background of charge density  $q_i$ . Properties of the NPA model are such that, to a good approximation, the total density of electrons in the plasma is the superposition of the pseudoatom densities surrounding individual ions.

To construct a neutral pseudoatom, a spherical cavity of radius  $b_i$  is made in the positive ion background; an amount of charge  $\Delta Z = 4\pi b_i^3 q_i / 3$  is thereby scooped out. A nucleus  $Z_{nuc}$  is placed at the cavity's center and an inhomogeneous electron charge density  $q_e(r) = -en(r)$ , determined from KS orbitals, is established in response to this nucleus and the static positive background with its spherical cavity. Effectively, the true ion-ion pair distribution function has been replaced by an approximation

$$g_{ii}(r) = \theta(r - b_i), \quad (34)$$

where  $\theta(x)$  is the usual step function. This cavity plus its contents is similar to the Wigner-Seitz sphere used in ion-sphere models; however, we emphasize that the charge density  $q_e(r)$  belongs not only to the central nucleus, but also to the charge inhomogeneity associated with the cavity. However, this is a small perturbative effect compared to that of the central nucleus. Hence, as detailed by Perrot [83], linear response theory can be used to correct for the presence of the cavity since the cavity potential induces a density displacement. Thus the electron density attributable to the NPA is given by

$$q_e(r) = -e[n_e + \Delta n_f(r) - \Delta n_f^{cavity}(r) + n_b(r)], \quad (35)$$

with free- and bound-state contributions analogous to the terms in (32). The NPA calculation uses the CS so its boundary conditions ( $r = R_c$ ) for KS orbitals are the same as those applied to the full coupled-density model. With a self-consistent NPA electron density in hand, the free-electron excess  $\Delta \tilde{N}_f(r) = \Delta n_f(r) - \Delta n_f^{cavity}(r)$  can be used to determine a pair potential for evaluating the ion-ion  $g_{ii}(r)$  obtained from a modified HNC equation, but this feature of the NPA model is not needed when its MIS value is determined.

The KS orbital equation for the electrons (26) must be solved iteratively for each orbital, with the cavity radius  $b_i$  being adjusted so that at each step  $4\pi b_i^3 n_e / 3 = Z$ , where the effective charge  $Z$  is that of the nucleus  $Z_{nuc}$  minus the part of all its bound electrons that can be attributed to a single ion. When any of the bound states extend beyond the cavity, it is necessary to construct a method of sharing these delocalized or hopping electrons so that only a suitable fraction of them are attributed the central nucleus. To this end, Perrot [62] introduced a cutting function  $f(r)$  that applies to the delocalized states. This function, which integrates to unity, was constructed by studying results from full two-component DFT calculations and with it one expresses the effective number of bound electrons as

$$v_b = \int_{CS} d^3 r f(r) n_b(r), \quad (36)$$

where the integration is over the volume of the CS (effectively, all space since all bound states have decayed exponentially by  $r = R_c$ ). Similarly, the number of electrons that contribute to a quasibound mobility edge, as in disordered semiconductors,

can be written as

$$v_h = \int_{CS} d^3 r [1 - f(r)] n_b(r). \quad (37)$$

These electrons cannot be assigned to any one ion center. When the number of quasibound electrons is substantial, say,  $v_h > 1$ , then the coupled electron-ion DFT equations should be used instead of their approximate, NPA version. Note that only a part of the total bound electrons  $n_b$  is included in  $v_b$  since the hopping electrons are not ascribed to any ion center but belong to the ion distribution. The theory of hopping electrons in plasmas has been discussed by Dharma-wardana and Perrot [63].

Equations for the NPA are iterated until self-consistency is obtained. At that point, the quantity

$$\langle Z \rangle_{NPA} = Z_{nuc} - v_b \quad (38)$$

is identified as the MIS of the neutral pseudoatom and  $b_i$  converges to  $a_i$ , the computed radius of the Wigner-Seitz sphere for the central ion. We may compare the correlation-sphere approach with the ion-sphere model MIS value of  $\langle Z \rangle$  by noting that the MIS sets the ratio of uniform electron and ion densities at the edge of the CS, i.e.,  $\langle Z \rangle_{NPA} = n(R_c)/n_i$ , while the ion-sphere model uses the values at the edge of the ion sphere, as in Eq. (27).

All the models, including the NPA, examined in this paper are average-atom models. There is just one species of field ions, with the MIS charge  $Z$ . The resulting  $\langle Z \rangle_{NPA}$  need not be an integer. A simple extension of the average-atom model is to consider the plasma to consist of several stages of ionization  $Z_i$  with composition fractions  $x_i$ . Here  $Z_i$  are integers, as in an Al plasma with  $Z_1 = 3$ ,  $Z_2 = 2$ , and  $Z_3 = 3$  with an average-atom value that is a nonintegral quantity between 1 and 3. Then the average-atom mean ionization is usually found to be a simple approximant to the multispecies estimate of the mean ionization given by

$$\langle Z \rangle = \sum_i x_i Z_i. \quad (39)$$

In the multispecies DFT calculations [8] using the NPA model or CS model, the equation of state is also computed and the composition fractions are determined by a minimization of the total free energy as a function of  $x_i$ . Thus an aluminum plasma at a compression of 0.507 (i.e., about half the normal density) and at  $T = 1.5$  eV is found to have a mean ionization state of  $\langle Z \rangle = 1.478$ . This fractional mean value is found to correspond to a multispecies plasma of  $Al^{1+}$ ,  $Al^{2+}$ , and  $Al^{3+}$  with composition fractions 0.614, 0.294, and 0.092, respectively. These numbers are obtained from the multispecies extension of the NPA model as described in [8]. The three types of ions and electrons provide a four-component plasma ( $i = e, Al^{1+}, Al^{2+},$  and  $Al^{3+}$ ) with ten different pair distribution functions (PDFs)  $g_{ij}(r)$  that were determined via a set of coupled MHNC equations and the Kohn-Sham equations. This is a highly degenerate system that can be treated by AIMD methods. However, to date AIMD results are not available to test these calculations and the PDFs, electrical conductivities etc., predicted by [8]. Judging by previous experience, we are confident that when such results become available, good agreement with AIMD would be found.

TABLE I. Equations for MIS calculations in different models.

Model	TF	MUZE	NPA
Cell	IS	IS	CS
$\langle Z \rangle$	(19)	(31)	(38)
$Z^*$	(21)	(29)	

The results from the average-atom models and from the full multispecies approaches agree unless the plasma is close to ionization thresholds and phase transitions. The multispecies DFT model establishes the thermodynamic character of  $\langle Z \rangle$ , already familiar from the simplest ionization models of Saha theory where particle interactions are ignored.

#### IV. MEAN IONIZATION STATE CALCULATIONS FOR Be, Al, AND Cu

We now present and discuss mean ionization results for the different models described in Sec. III. It is helpful, first, to collect the equations used for the MIS definitions in various models; we do this in Table I. With regard to recent related work of Sterne *et al.* [81] using PURGATORIO, the notational connections are their  $Z_{WS} \leftrightarrow Z_{MUZE}^{IS}$ , their  $Z_{background} \leftrightarrow \langle Z \rangle_{MUZE}$ , and their  $Z_{continuum} \leftrightarrow Z_{MUZE}^*$ . Notation in most of the cited NPA papers of Perrot and Dharma-wardana is such that their  $\bar{Z} \leftrightarrow \langle Z \rangle_{NPA}$ .

We studied the metals Be, Al, and Cu under temperature and density conditions of contemporary laboratory interest. Tables II–VII list results computed for a representative set of points in the WDM regime. Material densities are expressed as compressions relative to normal solid density. (Again, for Be, Al, and Cu, respectively,  $\rho_0 = 1.85, 2.70,$  and  $8.92 \text{ g/cm}^3$ .) For each table, the ion density  $n_i$ , the Wigner-Seitz radius  $a_i$ , and the ion-ion coupling factor (computed using  $\langle Z \rangle_{NPA}$ ) are listed. The first row identifies the particular model and the second whether the calculation includes exchange-correlation interactions [as given in (14)]. Entries in rows 3–5 are the electron chemical potential  $\mu_e$  and the MIS values  $\langle Z \rangle$  and  $Z^*$ . Given the statements in Sec. II, we pay particular attention here to differences in  $\mu_e$  values obtained from the different models. In each table, reading from left to right reveals the effects of going beyond basic TF to include (i) orbitals, (ii) orbitals plus exchange-correlation interactions, (iii) orbitals, exchange-correlation interactions, and a larger fundamental cell.

Along the model sequence TF  $\rightarrow$  MUZE (no XC)  $\rightarrow$  MUZE (recall that this an IS model), one can see that each of the three tabulated quantities decreases monotonically as first orbitals and then orbitals with exchange-correlation interactions are

TABLE II. Mean ionization of Be:  $\rho/\rho_0 = 1.0$  and  $T = 10 \text{ eV}$ , with  $n_i = 1.24 \times 10^{23} \text{ cm}^{-3}$ ,  $a_i/a_0 = 2.32$ , and  $\Gamma_{ii}^{NPA} = 4.63$ .

DFT model	TF	MUZE	MUZE	NPA
XC	no	no	yes	yes
$\mu_e$ (eV)	5.06	4.72	3.39	7.77
$\langle Z \rangle$	1.73	1.69	1.53	2.00
$Z^*$	2.17	2.00	2.00	

TABLE III. Mean ionization of Al:  $\rho/\rho_0 = 0.1$  and  $T = 10 \text{ eV}$ , with  $n_i = 6.03 \times 10^{21} \text{ cm}^{-3}$ ,  $a_i/a_0 = 6.44$ , and  $\Gamma_{ii}^{NPA} = 2.14$ .

DFT model	TF	MUZE	MUZE	NPA
XC	no	no	yes	yes
$\mu_e$ (eV)	-25.0	-26.2	-27.5	-26.2
$\langle Z \rangle$	2.53	2.26	1.98	2.25
$Z^*$	3.01	2.52	2.27	

introduced. Values of  $\langle Z \rangle$  will be close when electron degeneracy parameters computed by a pair of models are about the same and, for small differences, properties of the Fermi-Dirac integrals yield the relation  $\Delta \langle Z \rangle \approx (\Delta \eta_e/2) I_{-1/2}(\eta_e)$ . If one considers only the values of  $\langle Z \rangle$ , the effects of orbitals and exchange-correlation interactions tend to be comparable; in contrast, if one considers instead only the  $Z^*$  values, in all cases orbitals have the larger effect. It is the latter result that is consistent with expectations raised in Sec. III.

It is reassuring that, since the same exchange-correlation interaction energy is used, the values of  $Z_{MUZE}^*$  and  $\langle Z \rangle_{NPA}$  usually are very close. In light of comments made above, this means that  $\nu_h$  is very small and that the NPA model is a good approximation of the full two-component DFT model. However, it is disconcerting that often there are large differences between the corresponding electron chemical potentials. There is, however, a straightforward explanation that we mentioned earlier: In the NPA model and as required by KS theory [19,21], the chemical potential is the noninteracting value at the interacting homogeneous electron density that prevails in the bulk of the plasma. That is,  $\mu_e$  is fixed by the electron density  $n(R_c)$  specified at the edge of the correlation sphere. However, for orbital-based ion-sphere models such as MUZE, the density at which  $\mu_e$  is established is actually not that of a homogeneous interacting electron gas: The central ion's influence usually is still felt at the boundary  $r = a_i$ , as evidenced by KS orbitals not yet having attained their asymptotic values. Interestingly, this problem does not arise in the orbital-free TF model since, at  $r = a_i$ , there are no electrons with negative total energy and there is no residual influence of the central ion on electrons with positive total energy.

Figures 5–8 reveal additional MIS trends and information. In Figs. 5–7 we show computed values of the MIS and  $\eta_e$  for a wide range of temperatures for each of the metals Be, Al, and Cu at normal solid density. For Be and Al, the temperature dependence of MIS values shown in Figs. 5 and 6 is smooth and the results for NPA and MUZE tend to lie somewhat lower than those for TF and MUZE no XC. Here again we see the expected effect on the MIS as first orbitals

TABLE IV. Mean ionization of Al:  $\rho/\rho_0 = 1.0$  and  $T = 10 \text{ eV}$ , with  $n_i = 6.03 \times 10^{22} \text{ cm}^{-3}$ ,  $a_i/a_0 = 2.99$ , and  $\Gamma_{ii}^{NPA} = 8.30$ .

DFT model	TF	MUZE	MUZE	NPA
XC	no	no	yes	yes
$\mu_e$ (eV)	2.61	1.10	-0.77	2.76
$\langle Z \rangle$	2.96	2.64	2.28	3.02
$Z^*$	4.00	3.11	3.02	

TABLE V. Mean ionization of Al:  $\rho/\rho_0 = 1.0$  and  $T = 30$  eV, with  $n_i = 6.03 \times 10^{22} \text{ cm}^{-3}$ ,  $a_i/a_0 = 2.99$ , and  $\Gamma_{ii}^{NPA} = 5.60$ .

DFT model	TF	MUZE	MUZE	NPA
XC	no	no	yes	yes
$\mu_e$ (eV)	-37.7	-40.5	-44.9	-37.4
$\langle Z \rangle$	4.26	3.93	3.42	4.30
$Z^*$	5.18	4.78	4.16	

and then orbitals plus exchange-correlation interactions are added to the ion-sphere model. The exception is Cu, where Fig. 7 shows that  $Z_{\text{MUZE}}^*$  drops abruptly by several charge states from a value of 11 at temperatures near 10 eV. This anomalous and unphysical behavior is due to the way this MIS apporitions states that are continuum resonances at low temperature but evolve to bound  $3d$  orbitals as the temperature and hence the core charge increases. The abrupt change is not evident in MUZE values of  $\langle Z \rangle$  or in the corresponding values of  $\eta_e$ , both of which vary smoothly. In the bottom panels of Figs. 5–7 the common trend of smaller differences in  $\eta_e$ , between MUZE and NPA, as the temperature rises, confirms the increased reliability of ion-sphere models as electron degeneracy, Coulomb coupling, and exchange-correlation effects all decrease.

Figure 8 highlights the effects of pressure ionization in plots of mean ionization (MUZE) versus density for Al and Cu at  $T = 30$  eV. The trend in  $Z^*$  is, first, one of decreasing ionization with increasing density, interrupted by small jumps when outer orbitals become pressure ionized. Later, large jumps occur in the region of increasing ionization when core orbitals are pressure ionized. As above,  $\langle Z \rangle$  follows the general trend of  $Z^*$ , but without near discontinuities. Here three points are noteworthy. (i) This behavior of first decreasing and then increasing ionization vs density occurs over a modest range of plasma temperatures, as shown qualitatively by the TF values of  $\langle Z \rangle$  for Al (at  $20 \leq T \leq 40$  eV) that are plotted in Fig. 1. (ii) In ion-sphere models, large MIS differences  $|Z^* - \langle Z \rangle|$  signify important resonant structure in the continuum DOS. (iii) Quite similar, nearly discontinuous ionization behavior has been published for gold and aluminum at low temperatures  $T \leq 10$  eV using the NPA model [9]. Evidently, the pressure ionization jumps shown in Figs. 7 and 8 are a possible feature of all orbital-based average-atom models.

Figure 9 shows the run of the different MIS values computed by MUZE (exchange-correlation interactions included) versus temperature for Al at normal solid density. As the temperature drops, we see a growing difference between  $\langle Z \rangle$  and the third MIS quantity  $Z_{\text{MUZE}}^{IS}$  [Eq. (27)]. Because that difference is

TABLE VI. Mean ionization of Al:  $\rho/\rho_0 = 10.0$  and  $T = 30$  eV, with  $n_i = 6.03 \times 10^{23} \text{ cm}^{-3}$ ,  $a_i/a_0 = 1.39$ ,  $\Gamma_{ii}^{NPA} = 9.44$ .

DFT model	TF	MUZE	MUZE	NPA
XC	no	no	yes	yes
$\mu_e$ (eV)	72.0	67.0	60.6	48.9
$\langle Z \rangle$	5.67	5.25	4.70	3.80
$Z^*$	7.40	4.50	3.81	

TABLE VII. Mean ionization of Cu:  $\rho/\rho_0 = 1.0$  and  $T = 30$  eV, with  $n_i = 8.41 \times 10^{22} \text{ cm}^{-3}$ ,  $a_i/a_0 = 2.67$ , and  $\Gamma_{ii}^{NPA} = 15.3$ .

DFT model	TF	MUZE	MUZE	NPA
XC	no	no	yes	yes
$\mu_e$ (eV)	-13.8	-16.2	-21.8	-13.6
$\langle Z \rangle$	6.18	5.79	4.93	6.72
$Z^*$	8.08	6.74	5.79	

a measure of bound electron density at  $r = a_i$ , we have yet another indication that an ion sphere is not a large enough fundamental cell for determining certain properties of strongly coupled systems. Figure 9 (bottom panel) shows the run of  $\langle Z \rangle$  versus temperature, as determined by the three ion-sphere models, for Cu at normal solid density. For comparison, we also plot NPA results. These curves illustrate the sensitivity of this MIS to the computed differences in electron chemical potentials.

To illustrate MIS sensitivity to the exchange-correlation potential, in Fig. 10 we plot  $\langle Z \rangle$  values for Al, as calculated by MUZE with different forms of  $u_{xc}[n, T]$ , for two temperatures

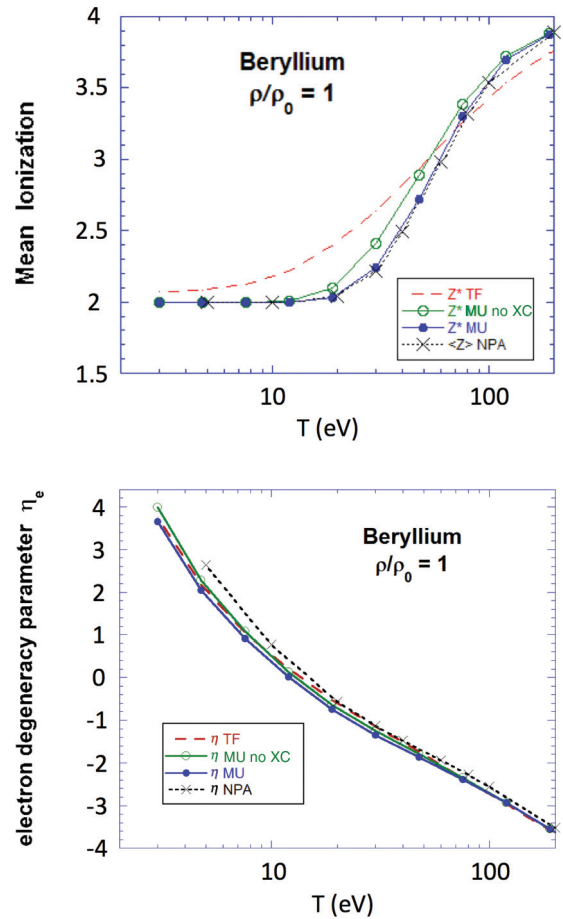


FIG. 5. (Color online) Plots of mean ionization (top) and electron degeneracy  $\eta_e$  (bottom) for Be at normal solid density, versus temperature, as determined by DFT models discussed in the text: Thomas-Fermi (TF), MUZE without exchange-correlation interactions (MUZE no XC), MUZE with exchange-correlation interactions (MUZE), and neutral pseudoatom (NPA).

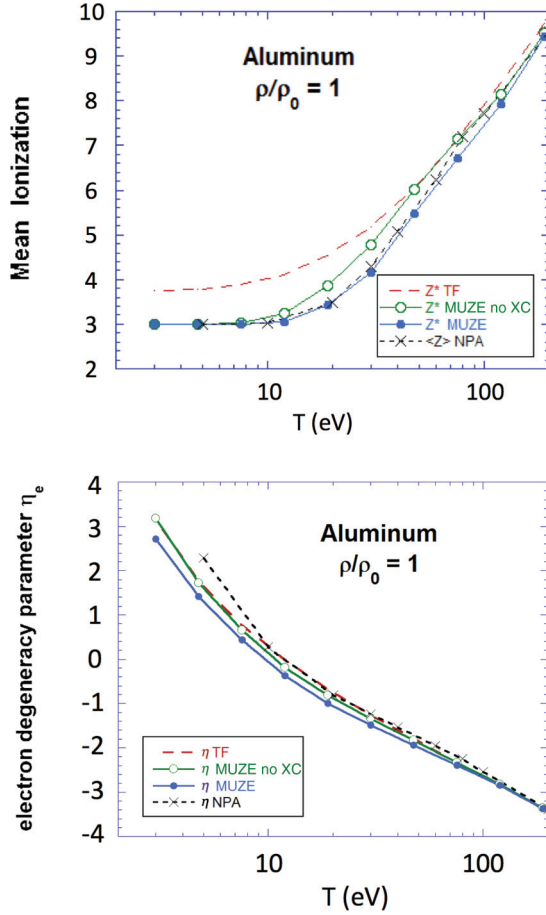


FIG. 6. (Color online) Same as in Fig. 5, but for Al at normal solid density.

and a range of densities. At  $T = 1$  eV,  $\langle Z \rangle$  is practically independent of the temperature or the exact form of  $u_{xc}$ , confirming the recent AIMD results of Faussurier *et al.* [84]. However, at  $T = 30$  eV, the two temperature-dependent formulations of the exchange-correlation interaction both lead to a lower  $\langle Z \rangle$  than that corresponding to the  $T = 0$  potential that was used, for example, in Ref. [59]; also, values with the Ichimaru-Iyetomi-Tanaka formulation [69] lie closer to the  $T = 0$  result than do those with the formulation by Perrot and Dharma-wardana (used in the other calculations reported herein) [71]. We also note the interesting result that  $\langle Z \rangle$  here decreases with temperature at above solid densities.

We conclude this section with some comments on the TF model. In general, TF results for (isolated) neutral atoms (at  $T = 0$ ) are expected to be better for heavier elements because a greater fraction of the electrons have large principal quantum numbers and so are less localized; hence the uniform density approximation of  $F_0[n, T]$  is more accurate. For cool to warm (say,  $T \leq 10$  eV) dense matter, data plotted in Figs. 5–7 suggest a more complicated trend: The TF values of  $Z^*$  are reasonably close to those of the orbital-based DFT models for Be, but the relative agreement worsens as the nuclear charge  $Z_{nuc}$  increases. As Fig. 3 illustrated, exchange-correlation interactions are more important at low temperatures. However, by comparing the  $Z^*$  values plotted here for all three ion-sphere models, we see that in fact orbitals

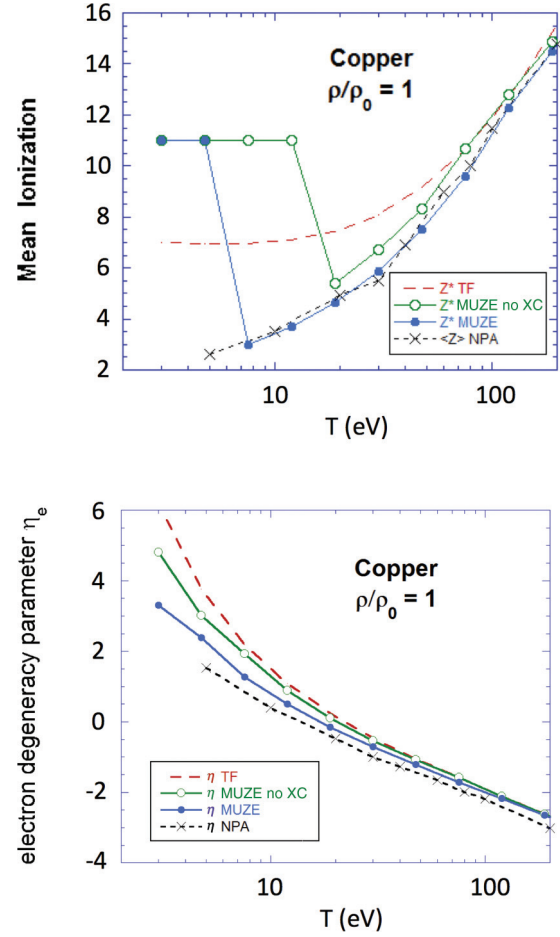


FIG. 7. (Color online) Same as in Fig. 5, but for Cu at normal solid density.

have a relatively greater effect at low temperatures, while exchange-correlation interactions have relatively greater effect than orbitals at high temperatures. Such results suggest caution when applying conventional wisdom to plasmas having partial ionization and partial degeneracy. There also is a trend, most apparent in Fig. 5, where TF theory overestimates the more accurate values of  $Z^*$  for low ionization, but underestimates them for high ionization. Finally, the tabulated results show that  $\langle Z \rangle_{TF}$  (the simplest MIS calculation) sometimes turns out to be close to  $Z^*_{MUZE}$  and  $\langle Z \rangle_{NPA}$ . This situation results from a partial cancellation of two effects: (i) the enhanced density of continuum electrons counted in  $Z^*_{MUZE}$  and  $\langle Z \rangle_{NPA}$  and (ii) the enhanced binding due to exchange-correlation effects. Unfortunately (see Table VI and Fig. 8), such fortuitous agreement disappears at the densities of compressed solids, where pressure ionization of orbitals is significant.

## V. X-RAY THOMSON SCATTERING AS A PROBE OF MEAN IONIZATION

X-ray Thomson scattering (XRTS) is an important diagnostic for a variety of hard and soft condensed-matter systems. X-ray Thomson scattering also has the promise to provide useful information about dense plasmas that cannot be obtained otherwise [85] due to their short existence. Mean ionization state concepts are central to understanding

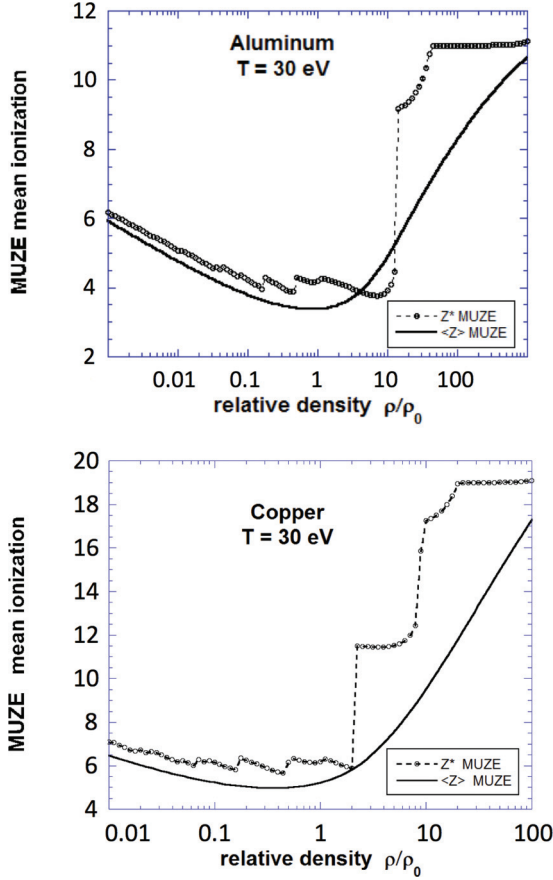


FIG. 8. (Color online) Mean ionization values  $Z^*$  and  $\langle Z \rangle$ , as calculated by MUZE, for Al (top) and Cu (bottom) at  $T = 30$  eV, versus density. See the text for a discussion of abrupt jumps in  $Z^*$ .

dense-plasma XRTS and here we consider these experiments in the context of the MIS.

A popular formulation of XRTS by electrons in plasmas and liquid metals is due to Chihara [86], where the XRTS cross section per nucleus, differential in frequency, and direction of scattered radiation is

$$\frac{d^2\sigma}{d\Omega_f d\omega} = \frac{d\sigma_{Th}}{d\Omega_f} \frac{k_f}{k_i} S_{ee}^{tot}(k, \omega). \quad (40)$$

Here  $\hbar\omega$  and  $\hbar k$  are the energy and momentum lost when a photon of incident wave vector  $\mathbf{k}_i$  (as modified by the plasma's index of refraction) is scattered into the solid-angle element surrounding the final wave vector  $\mathbf{k}_f$  and  $d\sigma_{Th}/d\Omega_f$  is the usual differential Thomson cross section for scattering of unpolarized radiation by electrons. All effects of the medium are contained in the electrons' total dynamic structure factor  $S_{ee}^{tot}(k, \omega)$ , which includes contributions from both bound and free electrons as well as ionic contributions to the electron dynamics.

Chihara's analysis assumes the separability of an ion's electrons into (i) core electrons  $Z_c$  that are tightly bound and hence highly localized and (ii) so-called free electrons that are delocalized. This latter group includes all electrons having positive energy plus valence electrons that are only weakly bound. There are  $Z_f = Z_{nuc} - Z_c$  per ion, where as

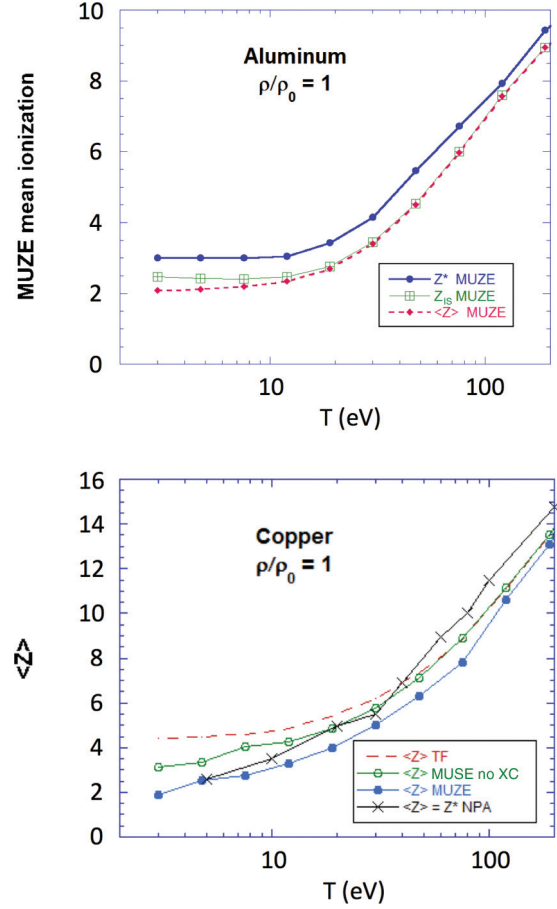


FIG. 9. (Color online) Comparison of the three different MIS values defined in the MUZE model [(19), (27), and (31)], for Al at normal solid density, versus temperature (top) and comparison of  $\langle Z \rangle$  values for Cu at normal solid density, as computed by different DFT models [(19), (31), and (38)], versus temperature (bottom).

before  $Z_{nuc}$  is the nuclear charge. Similarly, their densities sum to give the total electron density associated with that nucleus  $n(r) = n_c(r) + n_f(r)$ . Chihara's principal result is that the dynamic structure factor appearing in (40) has three contributions, commonly written as

$$S_{ee}^{tot}(k, \omega) = |n_f(k) + n_c(k)|^2 S_{ii}(k, \omega) + Z_f S_{ee}^{(0)}(k, \omega) + Z_c \int d\omega' S_{ce}(\omega - \omega') S_s(k, \omega'). \quad (41)$$

The first term on the right-hand side is a product involving the usual ion-ion dynamic structure factor and the Fourier transform of  $n(r)$ . This term represents low-frequency inelastic scattering by electrons that follow the ion motion [49]; it is often referred to as the quasielastic peak. The second term contains the structure factor  $S_{ee}^{(0)}(k, \omega)$  that represents high-frequency electron dynamics that are not correlated with ion motion. The third term involves a convolution of special dynamic structure factors pertaining to the core electrons and to a gas of ions and it represents inelastic scattering by the electrons tightly bound to ions; details of the notation can be found elsewhere [86]. Our interest is with the quantities multiplying each of these structure factors.

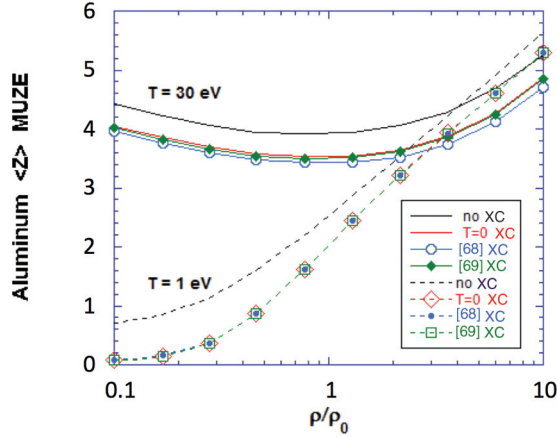


FIG. 10. (Color online) Density dependence of Al ( $Z$ ) calculated by MUZE, at two temperatures and with four different treatments of the exchange-correlation potential (including no XC).

The essential problem is that in dense plasmas the electron separation  $n_c(r) + n_f(r)$  that Chihara posits is a delicate matter that depends on the nature of the probe and the material itself. In simple metals and their plasmas, there is a clear energy separation between valence electrons and core electrons. The same feature also exists in weakly coupled plasmas in which isolated-atom electronic structure calculations can be used to designate deeply bound or completely free electrons (such models are used in the chemical picture and in Saha-like ionization equations for weakly coupled systems). However, in most plasmas the electronic structure of ions has to be calculated using some model like the ones described here. The separation between core and free electrons must be carried out, paying attention to the overlap of bound-electron distributions between ions. There is no separation in configuration space [a measure of localization; recall (24)] and hence in  $k$  space forced by the orthogonality of KS orbitals. This is evident in Fig. 4, which plots bound (i.e., negative-energy) and free (i.e., positive-energy) electron densities versus position  $r$ , for solid-density Al at 30 eV. Clearly, the bound electrons are only slightly localized relative to the free electrons. Another way of displaying the information in Fig. 4 is shown in Fig. 11, where integrated Al densities (total bound density within  $r$  and total unbound density beyond  $r$ ) are plotted. The top panel is again for solid density Al at 30 eV; the bottom panel is for Al at the same temperature but the higher density  $\rho/\rho_0 = 10$ . We see that greater compression leads to greater delocalization of negative-energy states and to greater uncertainty in any assignment of core vs free in these regimes of compression and temperature.

These issues complicate the use of distinct XRTS features to determine the MIS of a dense plasma. In the current literature involving heated solid density or compressed targets [85–89], the working assumption that  $n_e = Z_f n_i$  has been used to infer Chihara's  $Z_f$  from the relative strengths of the first two XRTS terms in (41) or from the electron density that the measured position of a plasmon feature yields. Some of these experiments have shown certain orbital-based MIS values to be in reasonable agreement with data for plasmas at varying temperatures, while Saha-type MIS values underestimate the inferred degree of ionization at low temperatures. This is

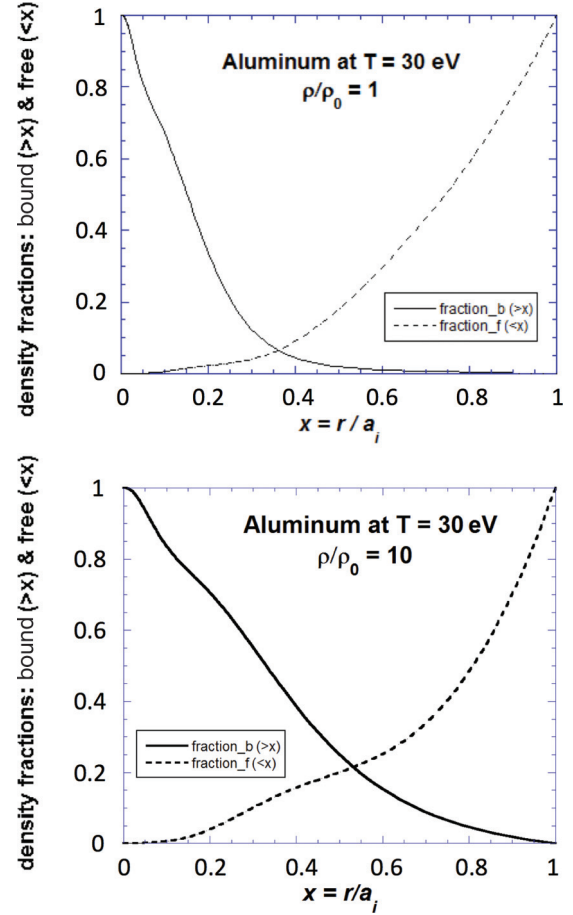


FIG. 11. (Color online) Integrated fraction of the bound ( $\epsilon < 0$ ) electron density outside the radius  $r = xa_i$  and the integrated fraction of the free ( $\epsilon \geq 0$ ) electron density inside the radius  $r = xa_i$ , as computed by MUZE, for Al at  $T = 30$  eV and  $\rho/\rho_0 = 1$  (top) and Al at  $T = 30$  eV and  $\rho/\rho_0 = 10$  (bottom), with other details listed in Table VI.

expected since ionization based on a chemical picture does not include weakly bound or resonant-state contributions to the MIS. Even so, with what MIS computed by an orbital-based approach should one identify the  $Z_f$  extracted from XRTS? The quantity  $\langle Z \rangle_{NPA}$  does define the ratio  $n_e/n_i$  of the background uniform density plasma for that model and, as we have found,  $Z_{MUZE}^* \approx \langle Z \rangle_{NPA}$  under many conditions. In contrast, according to Eqs. (28) and (38), both  $Z_{MUZE}^*$  and  $\langle Z \rangle_{NPA}$  include all positive-energy electrons, but only that fraction of weakly bound delocalized electrons existing outside the ion sphere. Moreover, orbital-based models include electrons in localized, resonant states of positive-energy states whose electrons probably participate differently in various plasma processes because they are not fully free [10,55,90].

As an alternative strategy, one could identify  $Z_f$  as  $\langle Z \rangle$  for some ion-sphere model. This would count those positive-energy electrons constituting the uniform background [see (19)], but it would ignore, e.g., effects of the structure evident in Fig. 4 and would exclude electrons in resonance states. Another possibility is that one could integrate the sum of core orbital terms (somehow defined) in (24) over the volume of the fundamental cell and then, by subtraction from  $Z_{nuc}$ , obtain a

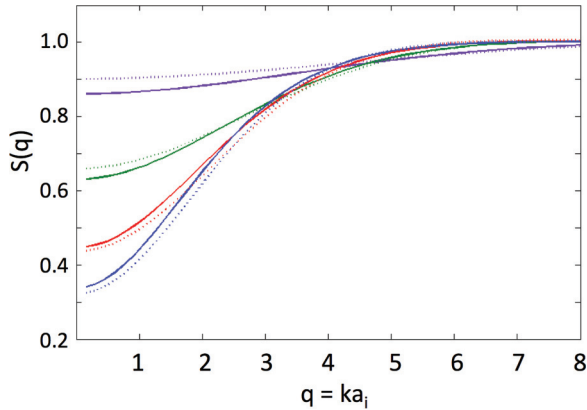


FIG. 12. (Color online) Structure factors for Be at  $\rho = 1.85\text{g/cm}^3$  are shown for the four temperatures: 5 eV (top pair, purple), 10 eV (first pair from top, green), 20 eV (second pair from bottom, red), and 40 eV (bottom pair, blue). The dashed lines correspond to the  $Z^*$  definition, while the solid lines correspond to the  $\langle Z \rangle$  definition, here calculated using the TF model for the ionization and a Yukawa structure calculation. Due to ionization effects when  $\Theta < 1$ , the structure factors are very similar above  $q = 3$  and provide no ion temperature information over this broad temperature range; however, temperature information is available at longer wavelengths.

simple expression for  $Z_f$  that would correct the MIS for any diffuse, weakly bound states whose density partly lies within the ion sphere. In our view, such manipulation of DFT results to better match an experimentally inferred  $Z_f$  for high-density partially ionized matter is not particularly meaningful. A better formulation of XRTS may be needed here.

We illustrate these concepts by computing the ion static structure factor  $S(k)$ , which is proportional to the frequency integral of the quasielastic peak [49]. This part of the scattering cross section represents the portion of the scattered light that can probe ionic properties, such as the ion temperature  $T_i$  [7]. Measuring the electron and ion temperatures separately is of paramount importance for many plasma studies. We consider normal solid density Be and use a Yukawa model for the ion-ion interaction; the structure is computed using a MHNC approach [49]. Four temperatures  $T = 5, 10, 20$ , and 40 eV that span a wide degeneracy  $\Theta$  range are studied, using only Thomas-Fermi results for  $\langle Z \rangle$  and  $Z^*$ . The results are shown in Fig. 12.

We examine important features that emerge from this calculation. First, between  $T = 5$  and 10 eV, the free electrons are moderately degenerate and the ionic structure depends mainly on the ion temperature  $T_i$ , making that regime better for  $T_i$  measurements. Second, when  $\Theta < 1$ , there is atomic core excitation and ionization, which has two effects in the Yukawa model. Higher temperatures correspond to both larger charge states and higher kinetic energies, which partially cancel in determining the Coulomb coupling parameter, yielding a smaller sensitivity to temperature in this temperature regime. Similarly, there is a partial cancellation in the screening parameter since the electrons are hotter, but there are also more of them. This is particularly apparent in the comparison of the  $T = 20$  and 40 eV cases, which differ by at most 30%. These are the basic features that ionization has on this portion of the XRTS spectrum.

Next consider the pairs of lines in which the dashed and solids curves correspond to  $Z^*$  and  $\langle Z \rangle$ , respectively. The difference between the two ionization definitions is seen to be small, at most about 5%. This agreement can again be traced to the interplay between strong coupling and stronger screening so that the effective Coulomb coupling parameter (6) is weakened (when most models agree).

The factor  $n(k)$  multiplying the ionic dynamic structure factor in (41) is usually a product of DFT procedures that require the density in both direct and reciprocal space. Using a DFT  $n(k)$  for XRTS would be self-consistent since the same DFT calculation provides the MIS defining  $Z_f$ . This has not been the approach taken to date, but the effect of making this change in the analysis should be explored. Well beyond that, one could develop an all-electron model of XRTS, in which a coupled, electron-ion DFT scheme is used to determine, self-consistently, all the electronic and ionic information necessary to interpret the scattering data. Such a model would involve treatment of plasma dynamics via time-dependent DFT [27], a topic undergoing rapid development [28].

Future XRTS experiments could test details of orbital-based DFT calculations and better illuminate the role of weakly bound and resonant states in the scattering process. Consider a mostly ionized plasma. Then  $n_c(k)$  represents very few electrons and one can use XRTS measurements to study the density functional characterization of delocalized electrons. Conversely, when pressure ionization is modest, the use of XRTS to explore core-electron issues is facilitated. By using different measurement angles (hence probing different  $k$  values), modulations in  $n(k)$  caused by shell structure and/or continuum resonances and pseudogaps [64] might even be observable, although uncertainties in  $S_{ii}(k, \omega)$  would need to be accounted for. In such investigation, plasmas where the distinction between core and free electrons is blurred (e.g., a case such as that shown in Fig. 11) may be best. Another interesting XRTS study would be the change in plasma ionization across a predicted jump in the MIS for a case like in the top panel of Fig. 7 (for fixed density) or in Fig. 8 (for fixed temperature). Metal-nonmetal transitions are evident in electrical resistivity measurements of warm plasma under expansion, but the increase in resistivity with decreasing density is not as dramatic as the computed MIS behavior of ion-sphere models would suggest (better overall agreement with electrical conductivity has been obtained from NPA-type calculations). These issues and complications notwithstanding, XRTS may be a better probe of ionization than integrated measurements of bulk transport properties, which do not generally distinguish the MIS effects on the scattering cross section from those on the number of charge carriers.

## VI. SUMMARY AND FUTURE PROSPECTS

We have investigated the subject of ionization in dense plasmas, applying several formulations of DFT and several definitions of the MIS to the well-established notion of average-atom models. Models based on an IS (i.e., Wigner-Seitz cell) do not yield a unique result for an atom's MIS; models based on a larger CS do, although there is some latitude in how one deals with weakly bound electrons. We



have discussed three MIS definitions and compared numerical results of four DFT models, for the metals Be, Al, and Cu, over a wide range of conditions. These conditions, which represent plasmas having partial degeneracy and partial ionization, are accessible with a variety of experimental methods. We find very good agreement between the ion-sphere and correlation-sphere results for particular MIS definitions, but often see significant differences among other MIS values. One way to obviate this issue is to cast a given problem in a purely physical picture, which makes no reference to the MIS (i.e., uses all the electrons without finite- $T$  pseudopotentials), but this remains impractical for many applications and finite- $T$  pseudopotentials [8,9] will eventually play an important role, just as for  $T = 0$  applications.

By using the common framework of DFT, comparisons among models and involving specific physics issues could be made unambiguously. We considered both OFDFT (finite-temperature TF) and orbital-based (KS) models. Also, we explored the importance of including a LDA exchange-correlation potential that is accurate at all relevant temperatures and densities [67]. Finally, using the neutral pseudoatom model, we examined consequences of employing a fundamental cell larger than the ion sphere. Our key findings include the following.

(i) Under most conditions explored, there is excellent agreement between the IS- and NPA-based MIS values defined as the integral of continuum electron density based on orbitals. However, the corresponding electron chemical potentials  $\mu_e$  can differ considerably. Each model determines  $\mu_e$  at the edge of its fundamental cell, but in orbital-based ion-sphere models the electron density there is not yet that of the interacting homogeneous background. Larger differences between chemical potentials occur in plasmas with larger electron-ion coupling parameters, with a relationship that is roughly linear. The NPA  $\mu_e$ , when modified for ion subsystem effects as in Ref. [8], may lead to closer agreement (or disagreement in some cases) with the IS values. This has not been investigated.

(ii) In all cases, the (negative) exchange-correlation interaction serves to enhance binding and reduce the MIS; the same is true for the introduction of orbitals. However, their relative importance in IS models depends on the particular MIS definition in use. The relevance of a finite- $T$  exchange-correlation potential is very clear.

(iii) Because of the way resonance states are treated in orbital-based IS and NPA models, pressure ionization can cause large jumps in  $Z^*$ . Such jumps are not present in either the chemical potential or the ion-sphere MIS quantity  $\langle Z \rangle$ . These jumps physically correspond to rapid variations in the MIS and such smoothed mean- $Z$  values are obtainable in multistate DFT models [8]. In fact, an abrupt change in the difference  $\langle Z \rangle - Z^*$  when small changes in  $T$  or  $n_i$  is a good indicator of emergent structure in the low-energy sector of the continuum. The TF model fails to exhibit such behavior as it has no shell structure.

(iv) From the discussion of x-ray Thomson scattering, it is evident that the measurement of ionization in WDM is far more problematic than it is in dilute plasmas or solids and liquid metals, all of which, interestingly, have provided insights and techniques for the study of this complex regime. We agree with

comments made by others [55] to the effect that for IS models, the best MIS choice likely depends on just what phenomenon is being investigated. Even for CS models, where there is no MIS ambiguity, it should be remembered that an ion's charge state is not the eigenvalue of any quantum operator [83] and hence that one requires some physically motivated definition that sets the role of hopping electrons in a given situation [63]. However, even the temperature of a plasma is a property for which there is no direct quantum operator and such properties are quite common in statistical physics. Hence the lack of a quantum-mechanical operator does not mean that a MIS cannot be extracted from suitable measurements such as stopping power and electrical conductivity that include it. The temperature  $T$  of a plasma and the mean ionization  $Z$  can both be viewed as Lagrange multipliers, where  $T$  is associated with the conservation of energy [91], while  $\langle Z \rangle$  is a Lagrange multiplier associated with charge neutrality, as discussed in [61].

Progress motivated from this study should occur in a number of directions. There is in wide use a simple fit [55] to the TF value of  $\langle Z \rangle$ , computed without exchange-correlation interaction. Because of the importance of this interaction at very high densities, as we have seen, and the ready availability of a fit for it [recall (14)], improved  $\langle Z \rangle$  fits should be produced for a TFXC model; together with finite-temperature gradient corrections, a more accurate orbital-free model may result. Combining such a model with ionic structure [38,40,41] may yield a more accurate, all-electron model that includes self-consistent ionic correlations. The notion of an average atom with a definite MIS provides a simple one-parameter finite-temperature pseudopotential for describing ions in plasmas; determining, for example, ion-ion dynamic structure factors using more accurate ionic models could involve, e.g., atomic shells of specified radii and well depths [8]. A more accurate pseudopotential is expected to be particularly important in plasmas having heavy ions with many bound electrons and a comprehensive set of orbital-based DFT calculations would provide these pseudopotential parameters, as already done in [8] for Al ions in plasmas. Finally, extending comparative studies like the present one to plasmas with mixtures of elements is attractive.

Finally, we conclude by returning to the issue of which MIS is optimal for a given problem. In a study of dense plasma viscosity [92], strong sensitivity to the choice of the MIS was found. For such a problem one seeks the best effective ion-ion interaction potential, which is not easily tied to any of the MIS quantities we have considered, except perhaps those from coupled-CS models [93]. For electron-ion physics, measurements of the electrical conductivity can be used to deduce the most appropriate MIS [81]. In purely theoretical treatments, it is also possible to decide among several choices of the MIS through thermodynamic self-consistency arguments [14].

#### ACKNOWLEDGMENTS

The work of M.S.M. was supported by a research contract to Los Alamos National Laboratory from Lawrence Livermore National Laboratory. The work of J.W. was supported by research contracts to the University of Pittsburgh from Lawrence

Livermore National Laboratory. The work of M.S.M. and J.W. was part of the Cimarron Collaboration based at Lawrence Livermore National Laboratory. The work of S.B.H. was performed in part under the auspices of the US Department of Energy by Lawrence Livermore National Laboratory under Contract No. DE-AC52-07NA27344 and supported in part by Sandia, a multiprogram laboratory operated by Sandia

Corporation, a Lockheed Martin Company, for the US Department of Energy under Contract No. DE-AC04-94AL85000. We wish to thank several colleagues for comments and advice received during the course of this collaboration, including especially Brian Wilson and Stephen Libby. Finally, we would also like to thank one of the anonymous referees for greatly improving this manuscript.

- 
- [1] D. Salzmann, *Atomic Physics in Hot Plasmas* (Oxford University Press, Oxford, 1998).
- [2] H.-K. Chung *et al.*, *High Energy Density Phys.* **1**, 3 (2005).
- [3] L. Spitzer Jr., *Physics of Fully Ionized Gases* (Wiley-Interscience, New York, 1962).
- [4] Ya. B. Zeldovich and Yu. P. Raizer, *Physics of Shock Waves and High-Temperature Hydrodynamic Phenomena* (Dover, Mineola, NY, 2002), Chap. III.
- [5] S. Atzeni, J. Meyer-ter-vehn, *Physics of Inertial Fusion* (Clarendon, Oxford, 2004), Chap. 10.
- [6] J. Weisheit and M. S. Murillo, in *Springer Handbook of Atomic, Molecular, Optical Physics*, edited by G. F. W. Drake (Springer, New York, 2006), Chap. 86.
- [7] E. Nardi, Z. Zinamon, D. Riley, and N. C. Woolsey, *Phys. Rev. E* **57**, 4693 (1998).
- [8] F. Perrot and M. W. C. Dharma-wardana, *Phys. Rev. E* **52**, 5352 (1995).
- [9] M. W. C. Dharma-wardana, *Phys. Rev. E* **73**, 036401 (2006).
- [10] D. Kremp, M. Schlanges, and W.-D. Kraeft, *Quantum Statistics of Nonideal Plasmas* (Springer, Berlin, 2005).
- [11] D. G. Hummer and D. Mihalas, *Astrophys. J.* **331**, 794 (1988).
- [12] F. J. Rogers and C. Iglesias, *Science* **263**, 50 (1994).
- [13] F. J. Rogers, *Phys. Plasmas* **7**, 51 (2000).
- [14] T. Blenski and B. Cichocki, *Phys. Rev. E* **75**, 056402 (2007).
- [15] G. Massacrier, *J. Quant. Spectrosc. Radiat. Transfer* **51**, 221 (1994).
- [16] B. F. Rozsnyai, *Phys. Rev. A* **5**, 1137 (1972).
- [17] D. A. Liberman, *Phys. Rev. B* **20**, 4981 (1979).
- [18] P. Hohenberg and W. Kohn, *Phys. Rev.* **136**, B864 (1964).
- [19] W. Kohn and L. J. Sham, *Phys. Rev.* **140**, A1133 (1965).
- [20] *Density Functional Theory*, edited by E. K. U. Gross and R. M. Dreizler (Plenum, New York, 1995).
- [21] R. G. Parr and W. Yang, *Density-Functional Theory of Atoms and Molecules* (Oxford University Press, New York, 1989).
- [22] P. Wang, T. M. Mehlhorn, and J. J. MacFarlane, *Phys. Plasmas* **5**, 2977 (1998).
- [23] M. W. C. Dharma-wardana and F. Perrot, *Phys. Rev. E* **58**, 3705 (1998).
- [24] M. S. Murillo and M. W. C. Dharma-wardana, *Phys. Rev. Lett.* **100**, 205005 (2008).
- [25] M. W. C. Dharma-wardana and F. Perrot, *Phys. Rev. A* **33**, 3303 (1986).
- [26] J. Marten and C. Toepffer, *Eur. Phys. J. D* **29**, 397 (2004).
- [27] F. Grimaldi, A. Grimaldi-Lecourt, and M. W. C. Dharma-wardana, *Phys. Rev. A* **32**, 1063 (1985).
- [28] M. A. L. Marques and E. K. U. Gross, *Annu. Rev. Phys. Chem.* **55**, 427 (2004).
- [29] R. Kubo, M. Toda, and N. Hashitsume, *Statistical Physics II*, 2nd ed. (Springer-Verlag, Berlin, 1991), Chap IV.
- [30] J. M. Ziman, *Principles of the Theory of Solids*, 2nd ed. (Cambridge University Press, Cambridge, 1972).
- [31] W. R. Johnson, C. Guet, and G. F. Bertsch, *J. Quant. Spectrosc. Radiat. Transfer* **99**, 327 (2006).
- [32] D. Marx and J. Hutter, *Ab Initio Molecular Dynamics: Basic Theory and Advanced Methods* (Cambridge University Press, Cambridge, 2009).
- [33] J.-F. Danel, L. Kazandjian, and G. Zerah, *Phys. Rev. E* **85**, 066701 (2012).
- [34] C. Wang, X. T. He, and P. Zhang, *Phys. Plasmas* **19**, 042702 (2012).
- [35] J.-F. Danel, L. Kazandjian, and G. Zerah, *Phys. Rev. E* **79**, 066408 (2009).
- [36] J.-D. Chai and J. D. Weeks, *Phys. Rev. B* **75**, 205122 (2007).
- [37] M. Foley and P. A. Madden, *Phys. Rev. B* **53**, 10589 (1996).
- [38] D. Ofer, E. Nardi, and Y. Rosenfeld, *Phys. Rev. A* **38**, 5801 (1988).
- [39] W. Zakowicz, I. J. Feng, and R. H. Pratt, *J. Quant. Spectrosc. Radiat. Transfer* **27**, 329 (1982).
- [40] H. Xu and J.-P. Hansen, *Phys. Rev. E* **57**, 211 (1998).
- [41] J. A. Anta and A. A. Louis, *Phys. Rev. B* **61**, 11400 (2000).
- [42] J. Chihara, *Prog. Theor. Phys.* **59**, 76 (1978); J. Kihara and S. Kambayashi, *J. Phys.: Condens. Matter* **6**, 10221 (1994).
- [43] M. W. C. Dharma-wardana and M. S. Murillo, *Phys. Rev. E* **77**, 026401 (2008).
- [44] S. Ichimaru, *Statistical Plasma Physics II* (Addison-Wesley, Reading, MA, 1994).
- [45] M. S. Murillo, *Phys. Plasmas* **11**, 2964 (2004).
- [46] M. W. C. Dharma-wardana and F. Perrot, *Phys. Rev. Lett.* **84**, 959 (2000).
- [47] C. Bulutay and B. Tanatar, *Phys. Rev. B* **65**, 195116 (2002).
- [48] M. Lyon, S. D. Bergeson, and M. S. Murillo, *Phys. Rev. E* **87**, 033101 (2013).
- [49] M. S. Murillo, *Phys. Rev. E* **81**, 036403 (2010).
- [50] B. F. Rozsnyai *et al.*, *Phys. Lett. A* **291**, 226 (2001).
- [51] R. W. Lee *et al.*, *Laser Part. Beams* **20**, 527 (2002).
- [52] G. Gregori *et al.*, *Contrib. Plasma Phys.* **45**, 284 (2005).
- [53] A. Ng *et al.*, *Laser Part. Beams* **23**, 527 (2005).
- [54] E. Nardi *et al.*, *Laser Part. Beams* **24**, 131 (2006).
- [55] R. M. More, *Adv. At. Mol. Phys.* **21**, 305 (1985).
- [56] S. Eliezer, A. Ghatak, and H. Hora, *An Introduction to Equation of State* (Cambridge University Press, Cambridge, 1986).
- [57] R. P. Feynman, N. Metropolis, and E. Teller, *Phys. Rev.* **75**, 1561 (1949).
- [58] S. B. Hansen *et al.*, *Phys. Rev. E* **72**, 036408 (2005).
- [59] B. Wilson *et al.*, *J. Quant. Spectrosc. Radiat. Transfer* **99**, 658 (2006).
- [60] M. Penicaud, *J. Phys.: Condens. Matter* **21**, 095409 (2009).
- [61] M. W. C. Dharma-wardana and F. Perrot, *Phys. Rev. A* **26**, 2096 (1982).

- [62] F. Perrot, *Phys. Rev. A* **42**, 4871 (1990).
- [63] M. W. C. Dharma-wardana and F. Perrot, *Phys. Rev. A* **45**, 5883 (1992).
- [64] M. S. Murillo and J. C. Weisheit, *J. Quant. Spectrosc. Radiat. Transfer* **54**, 271 (1995).
- [65] C. Blancard and G. Faussurier, *Phys. Rev. E* **69**, 016409 (2004).
- [66] M. W. C. Dharma-wardana and R. Taylor, *J. Phys. C* **14**, 629 (1981).
- [67] F. Perrot and M. W. C. Dharma-wardana, *Phys. Rev. A* **30**, 2619 (1984).
- [68] F. Perrot and M. W. C. Dharma-wardana, *Phys. Rev. B* **62**, 16536 (2000); **67**, 79901(E) (2003).
- [69] S. Ichimaru, H. Iyetomi, and S. Tanaka, *Phys. Rep.* **149**, 91 (1987).
- [70] R. G. Dandrea, N. W. Ashcroft, and A. E. Carlsson, *Phys. Rev. B* **34**, 2097 (1986).
- [71] D. G. Kanhere, P. V. Panat, A. K. Rajagopal, and J. Callaway, *Phys. Rev. A* **33**, 490 (1986).
- [72] G. Ortiz and P. Ballone, *Phys. Rev. B* **50**, 1391 (1994).
- [73] B. Ritchie, *Phys. Rev. B* **75**, 052101 (2007).
- [74] H. Szichman, *Phys. Rev. B* **43**, 6094 (1991).
- [75] E. Cappelluti and L. Delle Site, *Physica A* **303**, 481 (2002).
- [76] R. M. More *et al.*, *Phys. Fluids* **31**, 3059 (1988).
- [77] P. Fromy, C. Deutsch, and G. Maynard, *Phys. Plasmas* **3**, 714 (1996).
- [78] V. V. Karasiev, T. Sjoström, and S. B. Trickey, *Phys. Rev. B* **86**, 115101 (2012).
- [79] N. D. Mermin, *Phys. Rev.* **137**, A1441 (1965).
- [80] W. Kohn and C. Majumdar, *Phys. Rev.* **138**, A1617 (1965).
- [81] P. A. Sterne *et al.*, *High Energy Density Phys.* **3**, 278 (2007).
- [82] T. Blenski and K. Ishikawa, *Phys. Rev. E* **51**, 4869 (1995).
- [83] F. Perrot, *Phys. Rev. E* **47**, 570 (1993).
- [84] G. Faussurier, P. L. Silvestrelli, and C. Blancard, *High Energy Density Phys.* **5**, 74 (2009).
- [85] A. L. Kritcher *et al.*, *Science* **322**, 69 (2008).
- [86] J. Chihara, *J. Phys.: Condens. Matter* **12**, 231 (2000).
- [87] G. Gregori, S. H. Glenzer, W. Rozmus, R. W. Lee, and O. L. Landen, *Phys. Rev. E* **67**, 026412 (2003).
- [88] G. Gregori, *et al. Phys. Plasmas* **11**, 2754 (2004).
- [89] S. H. Glenzer *et al.*, *Phys. Rev. Lett.* **98**, 065002 (2007).
- [90] F. Perrot and M. W. C. Dharma-wardana, *Int. J. Thermophys.* **20**, 1299 (1999).
- [91] M. W. C. Dharma-wardana and F. Perrot, *Phys. Rev. E* **63**, 069901 (2001).
- [92] M. S. Murillo, *High Energy Density Phys.* **4**, 49 (2008).
- [93] F. Nardin, G. Jacucci, and M. W. C. Dharma-wardana, *Phys. Rev. A* **37**, 1025 (1988).